

1 **Increasing trends in mental health problems among Chinese**
2 **young adolescents: results from repeated cross-sectional data**
3 **in Changsha 2016-2020**

4 Zhipeng Wu¹, Biao Wang¹, Zhulin Zou², Zhening Liu¹, Xudong Chen^{1,*} and Yicheng
5 Long^{1,*}

6

7 ¹National Clinical Research Center for Mental Disorders, and Department of
8 Psychiatry, The Second Xiangya Hospital, Central South University, Changsha,
9 Hunan, China

10 ²The High School Attached to Hunan Normal University and Bocai Experimental
11 School, Changsha, Hunan, China

12

13 *** Correspondence:**

14 Xudong Chen

15 xudongchen@csu.edu.cn

16 and

17 Yicheng Long,

18 yichenglong@csu.edu.cn

19

20

21

22

23 **Abstract**

24 This study performed a repeated cross-sectional analysis to explore possible trends
25 in mental health problems among Chinese adolescents during 2016 to 2020. A total of
26 2837 seventh-grade students from Changsha city were surveyed in three waves in 2016,
27 2019 and 2020. The results showed that obsessive-compulsive tendencies, interpersonal
28 sensitivity, depression, anxiety, academic stress and emotional disturbance problems
29 were significantly increased in surveyed adolescents during 2016 to 2020. Moreover,
30 positive rates of most of these problems were higher in females than males, and were
31 significantly increased in only females. These results highlight the importance of
32 focusing on mental health among Chinese adolescents, especially girls.

33

34 **Keywords:** mental health; adolescents; depression; anxiety

35

36

37

38

39 1. Introduction

40 Childhood and early adolescence are crucial periods for mental health
41 development with particularly high risk for mental health problems (Garcia-Carrion et
42 al., 2019; Kessler et al., 2005). These problems can persist into adulthood and even lead
43 to serious mental disease if they are undetected or not treated appropriately (Pine et al.,
44 1998; Zeng et al., 2019; Zhang et al., 2019).

45 Over the past decades, China has witnessed great developments in economy and
46 society; however, multiple studies have reported a dramatic decrease of mental health
47 in China, especially in Chinese adolescents during the same period (Feng et al., 2020;
48 Su and Liu, 2020; Wang and Tapia Granados, 2019; Xin et al., 2020). For example, a
49 recent cross-temporal meta-analysis showed that Chinese adolescents' depression was
50 significantly increased from 1989 to 2018 (Su and Liu, 2020). Another cross-temporal
51 meta-analysis, which was based on data between 1992 and 2017, also reported that
52 Chinese adolescents' anxiety level was significantly increased since 1992 (Xin et al.,
53 2020). To improve public mental health, it is thus important to assess the prevalence
54 and changes over time in prevalence of mental health problems in Chinese adolescents
55 (Su and Liu, 2020).

56 Although having gained important insights into trends in mental health problems
57 in Chinese adolescents in recent years, the above-mentioned published literatures are
58 limited in several ways. First, reports on newly trends after the year 2018 are sparse.
59 Second, most of them only focused on a single dimension of mental health such as
60 depression or anxiety, while a more comprehensive survey in multiple dimensions is
61 rare. Third, most of these studies are cross-temporal meta-analyses, which pooled
62 previous studies using the same mental health assessing instruments (e.g., Self-rating
63 Depression Scale (Su and Liu, 2020)) together. However, such an approach may not be
64 able to fully address the potential bias caused by regional diversity (e.g., the pooled
65 studies were across different provinces in China with different economic and
66 educational levels (Su and Liu, 2020)).

67 In this study, we performed a repeated cross-sectional analysis to overcome the
68 above limitations. Repeated cross-sectional studies utilize the same instruments and

69 methodologies in the same population over multiple time timepoints; therefore, they
70 were thought to be most suitable for investigating trends of mental health statuses over
71 time (Myhr et al., 2020; Richter et al., 2019). In specific, a total of 2837 adolescents
72 from a sample high school in Changsha city, China, were surveyed in three waves from
73 2016 to 2020. Mental health status was assessed using a validated multi-dimensional
74 mental health scale, Mental Health Inventory of Middle School Students (MMHI-60)
75 (Wang et al., 1997; Wu et al., 2021a) and compared between different years.

76

77 **2. Methods**

78 This study uses data collected from 2016 to 2020 in a total of 2837 Chinese junior
79 high school students in three waves (978 students in September 2016; 949 students in
80 September 2019; and 910 students in September 2020). All participants were new
81 seventh-grade students from the same campus of a high school (Tianding campus of
82 The High School Attached to Hunan Normal University and Bocai Experimental
83 School in Changsha city, Hunan province, China) when they completed the survey.
84 Note that participants with missing data for any item of the MMHI-60 in the surveys
85 have been excluded from the study. All participants and their supervisors provided
86 written informed consents and the study was approved by the Ethics Committees of the
87 Second Xiangya Hospital of Central South University, Changsha.

88 All participants completed the MMHI-60 in the classroom to assess their mental
89 health statuses. MMHI-60 is a validated and widely used self-report measure of mental
90 health problems, which includes 10 subscales of distinct dimensions (60 items in total,
91 and 6 items for each subscale): obsessive–compulsive tendencies, paranoid ideation,
92 hostility, interpersonal sensitivity, depression, anxiety, academic stress, maladaptation,
93 emotional disturbance and psychological imbalance (Du et al., 2019; Luo et al., 2020;
94 Wang et al., 1997; Wu et al., 2021a; Xiong et al., 2021). All items were scored from 1
95 to 5, and higher scores indicate more severe mental health problems. According to
96 Wang et al. (Wang et al., 1997), a cutoff of average points of a subscale ≥ 2 is identified
97 as having a mental health problem (positive for that subscale). This cutoff has shown
98 good specificity and sensitivity in previous research (Du et al., 2019; Luo et al., 2020;

99 Zhao and Liao, 2016). Positive rates of each subscale were calculated based on such a
100 cutoff, and Cochran–Armitage trend tests were used to determine if there are increasing
101 or decreasing trends of positive rates during the period of 2016-2020 (Yang et al., 2017).
102 Moreover, considering that sex differences in mental health among adolescents have
103 been widely reported (Kim et al., 2018; Luo et al., 2020; Myhr et al., 2020), positive
104 rates of all subscales were further compared between males and females using Chi-
105 square test; significance of trends were also tested in males and females separately.

106

107 **3. Results**

108 Demographic and mental health characteristics of students in each wave were
109 shown in **Table 1**. There was no significant difference in sex ratio among the three
110 waves ($\chi^2 = 1.873$, $p = 0.392$). Data on participants' age was only available for the
111 second wave and could not be compared. Cochran–Armitage trend tests showed that
112 positive rates of the obsessive–compulsive tendencies ($p < 0.001$), interpersonal
113 sensitivity ($p = 0.015$), depression ($p < 0.001$), anxiety ($p = 0.001$), academic stress (p
114 < 0.001) and emotional disturbance ($p = 0.006$) problems were significantly increased
115 during the period of 2016 to 2020, while no significant increasing or decreasing trends
116 were found in positive rates of the paranoid ideation, hostility, maladaptation and
117 psychological imbalance problems (all $p > 0.05$). The trends in positive rates of each
118 mental health problem were also visualized in **Figure 1**.

119 The females had significantly higher positive rates of obsessive–compulsive
120 tendencies, interpersonal sensitivity, depression, anxiety and academic stress, but a
121 significantly lower positive rate of psychological imbalance than males (**Figure 2 and**
122 **Supplementary Table 1**). During the period of 2016-2020, positive rate of obsessive–
123 compulsive tendencies was significantly increased in both males and females, while
124 positive rates of interpersonal sensitivity, depression, anxiety, academic stress,
125 maladaptation, emotional disturbance and psychological imbalance were significantly
126 increased in only females (**Figure 3 and Supplementary Tables 2-3**).

127

128 **4. Discussion**

129 In this study, we performed a repeated cross-sectional analysis to explore the
130 possible trends in mental health problems among Chinese adolescents over the years of
131 2016-2020. Compared with most published studies for similar purposes, we had
132 advantages in methodologies (uniformity of surveyed populations) and data timeliness
133 (until the most recent years).

134 Our results showed that positive rates of multiple mental health problems
135 including obsessive-compulsive tendencies, interpersonal sensitivity, depression,
136 anxiety, academic stress and emotional disturbance problems were all significantly
137 increased during September 2016 to September 2020 in surveyed participants. Thus, as
138 a supplement to previous studies analyzing data until 2018, our study suggests that
139 mental health in Chinese adolescents could have been deteriorating in the most recent
140 years. It is noteworthy that the COVID-19 outbreak in 2020, which has been widely
141 reported to have negative mental effects on worldwide population (Ahmed et al., 2020;
142 Rajkumar, 2020; Roy et al., 2020; Wu et al., 2021b). Therefore, the pandemic-related
143 effects may play an important role in these trends besides other reported social and
144 psychological factors (e.g., increasing divorce rate in China (Mo, 2017)).

145 Further analyses showed that positive rates of most of the above mental health
146 problems were significantly higher in females than males and were significantly
147 increased in only females during 2016-2020. Although being somewhat surprising,
148 similar results have been reported among adolescents in other countries (Eyuboglu et
149 al., 2021; Holik et al., 2021; Thorisdottir et al., 2021). It highlights the importance of
150 focusing on girls since they may be more affected by mental problems.

151 Our study has several limitations. First, this survey was not performed in years of
152 2017 and 2018. Second, data on age was lacking for most participants. However, since
153 children were required to enter school until 6 years old in China (Zhang et al., 2017),
154 all participants should had a close age around 12 when they were surveyed. Third, the
155 survey was performed in only a single school in Changsha city, and in only seventh-
156 grade students in early adolescence. Thus, it should be cautious to interpret our results
157 as trends in nationwide populations. Further studies conducted in a larger sample, in
158 wider regions including rural areas, and in a wider range of age would be necessary to
159 expand our knowledge in mental health among Chinese adolescents.

160

161 **5. Conclusion**

162 In this study, we found that positive rates of multiple mental health problems were
163 significantly increased during 2016-2020 in a group of surveyed adolescents in
164 Changsha city, China. Moreover, positive rates of most of these problems were found
165 to be significantly higher in females than males, and significantly increased during
166 2016-2020 in only females. Such results highlight the importance of focusing on mental
167 health problems among Chinese adolescents, especially among girls.

168

169 **Funding**

170 This work was supported by the Natural Science Foundation of Hunan Province,
171 China (2021JJ40851 to YL, 2020JJ5800 to XC) and the National Natural Science
172 Foundation of China (82071506 to ZL).

173

174 **Acknowledgments**

175 We would like to thank all the subjects who served as research participants.

176

177 **Declaration of competing interest**

178 The authors declare no conflict of interest.

179

180 **Supplementary data**

181 Supplementary material related to this article can be found in the online version.

182

183 **References**

- 184 Ahmed, M.Z., Ahmed, O., Aibao, Z., Hanbin, S., Siyu, L., Ahmad, A., 2020.
185 Epidemic of COVID-19 in China and associated Psychological Problems. *Asian*
186 *J. Psychiatr.* 51. <https://doi.org/10.1016/j.ajp.2020.102092>
- 187 Du, J., Li, Z., Jia, G., Zhang, Q., Chen, W., 2019. Relationship between mental health
188 and awareness of the knowledge on mental health in left-behind middle school
189 students. *Med. (United States)* 98.
190 <https://doi.org/10.1097/MD.00000000000014476>
- 191 Eyuboglu, M., Eyuboglu, D., Pala, S.C., Oktar, D., Demirtas, Z., Arslantas, D., Unsal,
192 A., 2021. Traditional school bullying and cyberbullying: Prevalence, the effect
193 on mental health problems and self-harm behavior. *Psychiatry Res.* 297.
194 <https://doi.org/10.1016/j.psychres.2021.113730>
- 195 Feng, B., Zhang, Y., Zhang, L., Xie, X., Geng, W., 2020. Change in the level of
196 depression among Chinese college students from 2000 to 2017: A cross-temporal
197 meta-analysis. *Soc. Behav. Pers.* 48. <https://doi.org/10.2224/sbp.8832>
- 198 Garcia-Carrion, R., Villarejo, B.C., Villardón-Gallego, L., 2019. Children and
199 adolescents mental health: A systematic review of interaction-based
200 interventions in schools and communities. *Front. Psychol.* 10.
201 <https://doi.org/10.3389/fpsyg.2019.00918>
- 202 Holik, D., Kribl, M., Milostić-Srb, A., Nujić, D., 2021. Epidemiology of youth mental
203 health problems from the area of osijek using strengths and difficulties
204 questionnaire (Sdq). *Arch. psychiatry Res.* 57, 61–68.
205 <https://doi.org/10.20471/may.2021.57.01.06>
- 206 Kessler, R.C., Berglund, P., Demler, O., Jin, R., Merikangas, K.R., Walters, E.E.,
207 2005. Lifetime prevalence and age-of-onset distributions of DSM-IV disorders in
208 the national comorbidity survey replication. *Arch. Gen. Psychiatry.*
209 <https://doi.org/10.1001/archpsyc.62.6.593>
- 210 Kim, S., Colwell, S.R., Kata, A., Boyle, M.H., Georgiades, K., 2018. Cyberbullying
211 Victimization and Adolescent Mental Health: Evidence of Differential Effects by
212 Sex and Mental Health Problem Type. *J. Youth Adolesc.* 47, 661–672.

- 213 <https://doi.org/10.1007/s10964-017-0678-4>
- 214 Luo, Y., Cui, Z., Zou, P., Wang, K., Lin, Z., He, J., Wang, J., 2020. Mental health
215 problems and associated factors in chinese high school students in henan
216 province: a cross-sectional study. *Int. J. Environ. Res. Public Health* 17, 1–13.
217 <https://doi.org/10.3390/ijerph17165944>
- 218 Mo, L., 2017. Trends in the divorce rate and its regional disparity in China. *J. Comp.*
219 *Fam. Stud.* 48, 383–394. <https://doi.org/10.3138/jcfs.48.4.383>
- 220 Myhr, A., Anthun, K.S., Lillefjell, M., Sund, E.R., 2020. Trends in Socioeconomic
221 Inequalities in Norwegian Adolescents' Mental Health From 2014 to 2018: A
222 Repeated Cross-Sectional Study. *Front. Psychol.* 11.
223 <https://doi.org/10.3389/fpsyg.2020.01472>
- 224 Pine, D.S., Cohen, P., Gurley, D., Brook, J., Ma, Y., 1998. The risk for early-
225 adulthood anxiety and depressive disorders in adolescents with anxiety and
226 depressive disorders. *Arch. Gen. Psychiatry* 55, 56–64.
227 <https://doi.org/10.1001/archpsyc.55.1.56>
- 228 Rajkumar, R.P., 2020. COVID-19 and mental health: A review of the existing
229 literature. *Asian J. Psychiatr.* 52. <https://doi.org/10.1016/j.ajp.2020.102066>
- 230 Richter, D., Wall, A., Bruen, A., Whittington, R., 2019. Is the global prevalence rate
231 of adult mental illness increasing? Systematic review and meta-analysis. *Acta*
232 *Psychiatr. Scand.* 140, 393–407. <https://doi.org/10.1111/acps.13083>
- 233 Roy, D., Tripathy, S., Kar, S.K., Sharma, N., Verma, S.K., Kaushal, V., 2020. Study
234 of knowledge, attitude, anxiety & perceived mental healthcare need in Indian
235 population during COVID-19 pandemic. *Asian J. Psychiatr.* 51.
236 <https://doi.org/10.1016/j.ajp.2020.102083>
- 237 Su, Q., Liu, G., 2020. Depression in Chinese adolescents from 1989 to 2018: An
238 increasing trend and its relationship with social environments. *Curr. Psychol.*
239 <https://doi.org/10.1007/s12144-020-01181-6>
- 240 Thorisdottir, I.E., Asgeirsdottir, B.B., Kristjansson, A.L., Valdimarsdottir, H.B.,
241 Jonsdottir Tolgyes, E.M., Sigfusson, J., Allegrante, J.P., Sigfusdottir, I.D.,
242 Halldorsdottir, T., 2021. Depressive symptoms, mental wellbeing, and substance

- 243 use among adolescents before and during the COVID-19 pandemic in Iceland: a
244 longitudinal, population-based study. *The Lancet Psychiatry* 8, 663–672.
245 [https://doi.org/10.1016/S2215-0366\(21\)00156-5](https://doi.org/10.1016/S2215-0366(21)00156-5)
- 246 Wang, J., Li, Y., He, E., 1997. Development and Standardization of Mental Health
247 scale for Middle School students in China. *Psychosoc. Sci* 4, 15–20.
- 248 Wang, Q., Tapia Granados, J.A., 2019. Economic growth and mental health in 21st
249 century China. *Soc. Sci. Med.* 220, 387–395.
250 <https://doi.org/10.1016/j.socscimed.2018.11.031>
- 251 Wu, Z., Liu, Z., Zou, Z., Wang, F., Zhu, M., Zhang, W., Tao, H., Ross, B., Long, Y.,
252 2021a. Changes of psychotic-like experiences and their association with
253 anxiety/depression among young adolescents before COVID-19 and after the
254 lockdown in China. *Schizophr. Res.* 237, 40–46.
255 <https://doi.org/10.1016/j.schres.2021.08.020>
- 256 Wu, Z., Zou, Z., Wang, F., Xiang, Z., Zhu, M., Long, Y., Tao, H., Palaniyappan, L.,
257 Liu, Z., 2021b. Family functioning as a moderator in the relation between
258 perceived stress and psychotic-like experiences among adolescents during
259 COVID-19. *Compr. Psychiatry* 111.
260 <https://doi.org/10.1016/j.comppsy.2021.152274>
- 261 Xin, S., Wang, Y., Sheng, L., 2020. Impact of social changes and birth cohort on
262 anxiety in adolescents in mainland China (1992–2017): A cross-temporal meta-
263 analysis. *Child. Youth Serv. Rev.* 116.
264 <https://doi.org/10.1016/j.childyouth.2020.105159>
- 265 Xiong, R., Xia, Y., Li, S.D., 2021. Perceived Discrimination and Aggression Among
266 Chinese Migrant Adolescents: A Moderated Mediation Model. *Front. Psychol.*
267 12. <https://doi.org/10.3389/fpsyg.2021.651270>
- 268 Yang, J.Z., Kang, C.Y., Li, J.H., Li, P.K., Zhao, X.D., 2017. A three-decade repeated
269 cross-sectional survey on mental health of the Chinese Jino minority. *Aust. N. Z.*
270 *J. Psychiatry* 51, 1134–1141. <https://doi.org/10.1177/0004867416682599>
- 271 Zeng, W., Chen, R., Wang, X., Zhang, Q., Deng, W., 2019. Prevalence of mental
272 health problems among medical students in China: A meta-analysis. *Med.*

273 (United States) 98. <https://doi.org/10.1097/MD.00000000000015337>

274 Zhang, S., Zhong, R., Zhang, J., 2017. School starting age and academic achievement:
275 Evidence from China's junior high schools. *China Econ. Rev.* 44, 343–354.
276 <https://doi.org/10.1016/j.chieco.2017.03.004>

277 Zhang, W., Zhu, Y., Sun, M., Guo, R., Wu, G., Wang, Z., Xue, Z., Shi, J., Ouyang,
278 X., Pu, W., Liu, Z., Chiu, H.F.K., Rosenheck, R., 2019. Longitudinal trajectories
279 of psychotic-like experiences and their relationship to emergent mental disorders
280 among adolescents: A 3-year cohort study. *J. Clin. Psychiatry* 80.
281 <https://doi.org/10.4088/JCP.18m12437>

282 Zhao, S., Liao, C., 2016. Mental Health and Life Events of Overseas Children Left-
283 Behind in China. *Psychology* 07, 1934–1946.
284 <https://doi.org/10.4236/psych.2016.714176>

285

286

287 **Table 1** Sample characteristics of the participants surveyed in each wave.

	Wave 1 (September 2016, <i>n</i> = 978)	Wave 2 (September 2019, <i>n</i> = 949)	Wave 3 (September 2020, <i>n</i> = 910)	Statistics
Sex (male/female)	544/434	503/446	481/429	$\chi^2 = 1.873$, <i>p</i> = 0.392
Age (years)	Unavailable	12.027 ± 0.432	Unavailable	/
MMHI-60 results (positive/negative/positive rate)				
Obsessive– compulsive tendencies	484/494/49.5%	596/353/62.8%	605/305/66.5%	<i>z</i> = 7.566, <i>p</i> < 0.001
Paranoid ideation	274/704/28.0%	272/677/28.7%	257/653/28.2%	<i>z</i> = 0.115, <i>p</i> = 0.909
Hostility	257/721/26.3%	265/684/27.9%	247/663/27.1%	<i>z</i> = 0.437, <i>p</i> = 0.662
Interpersonal sensitivity	305/673/31.2%	326/623/34.4%	332/578/36.5%	<i>z</i> = 2.435, <i>p</i> = 0.015
Depression	254/724/26.0%	294/655/31.0%	322/588/35.4%	<i>z</i> = 4.437, <i>p</i> < 0.001
Anxiety	354/624/36.2%	367/582/38.7%	396/514/43.5%	<i>z</i> = 3.241, <i>p</i> = 0.001
Academic stress	348/630/35.6%	362/587/38.2%	392/518/43.1%	<i>z</i> = 3.326, <i>p</i> < 0.001
Maladaptation	209/769/21.4%	235/714/24.8%	224/686/24.6%	<i>z</i> = 1.683, <i>p</i> = 0.092
Emotional disturbance	338/640/34.6%	350/599/36.9%	370/540/40.7%	<i>z</i> = 2.731, <i>p</i> = 0.006

Psychological	167/811/17.1%	168/781/17.7%	184/726/20.2%	$z = 1.753,$
imbalance				$p = 0.080$

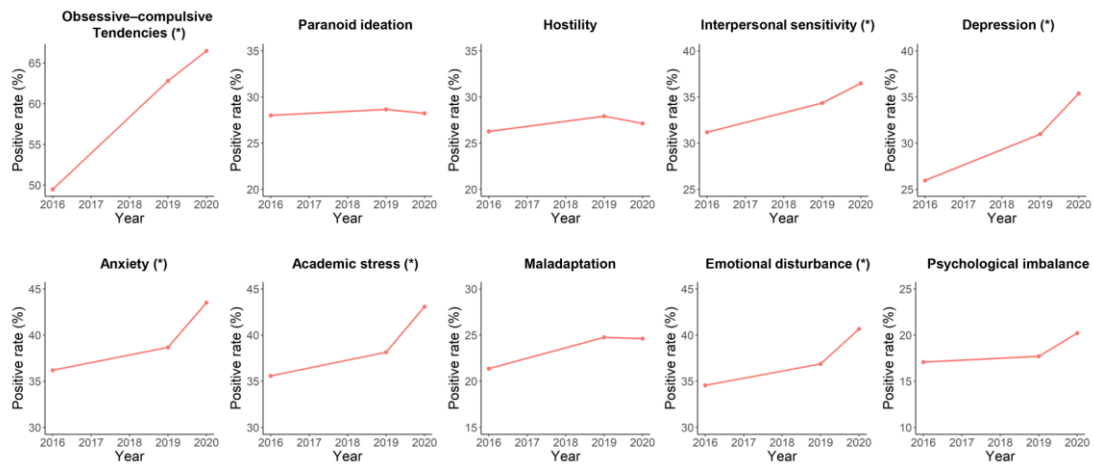
288

289

290 **Figures**

291

292 **Figure 1** Trends in positive rates of each mental health problem in surveyed participants
293 during the period of 2016-2020. The “*” indicates a significant increasing trend with p
294 < 0.05 .

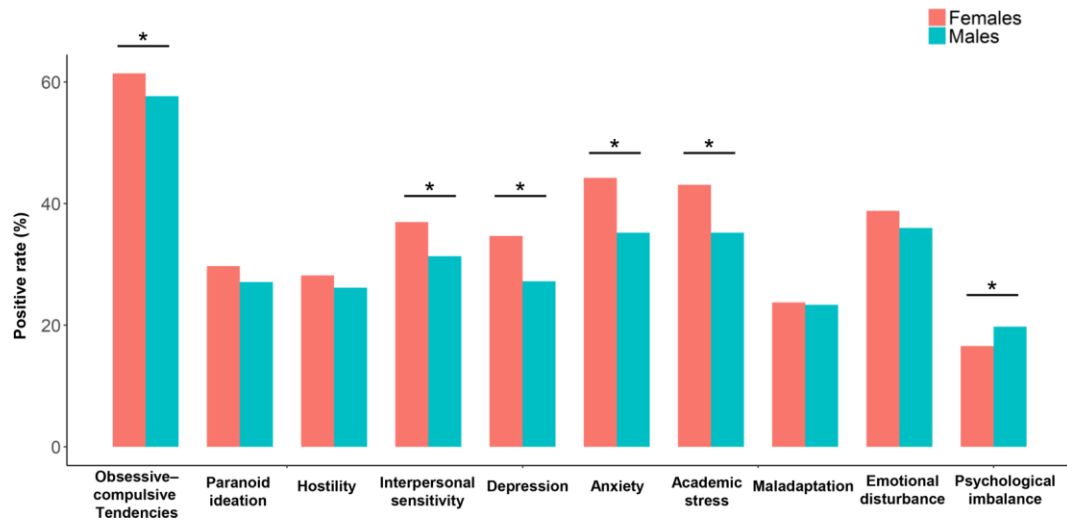


295

296

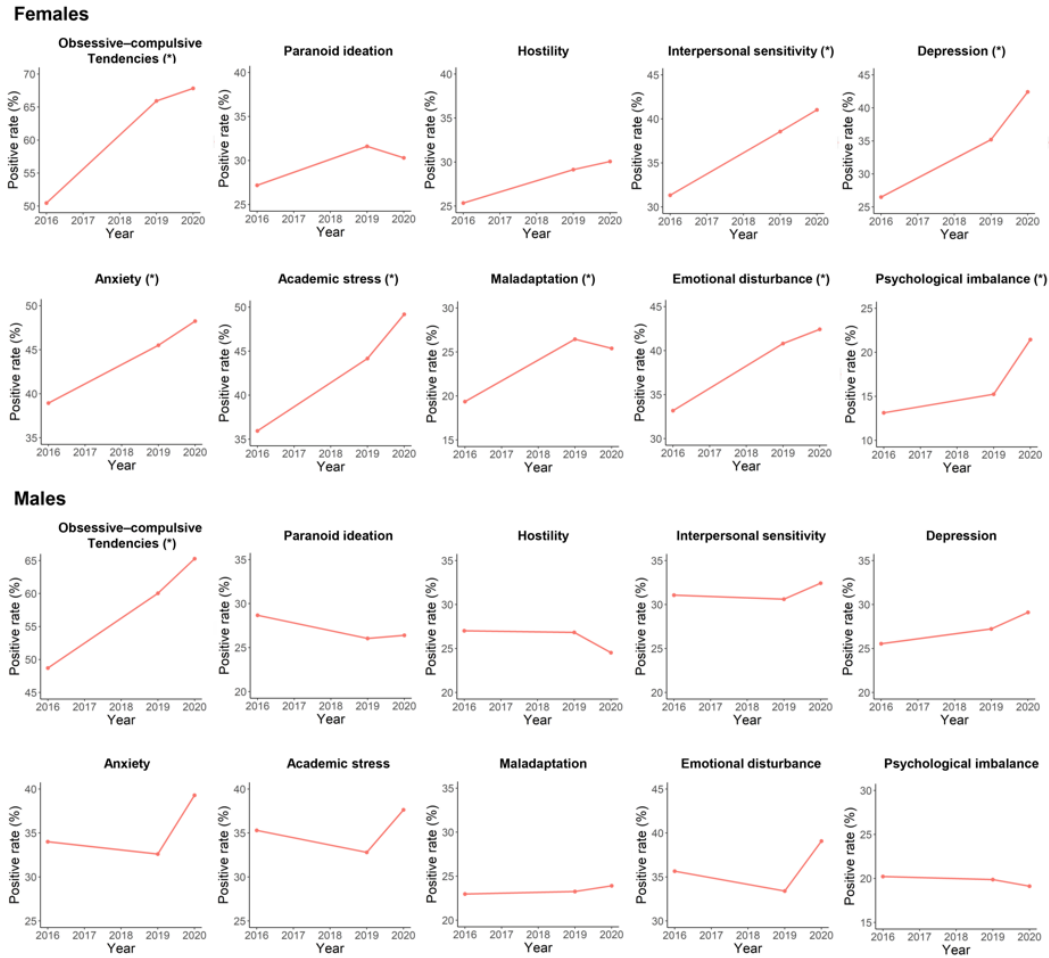
297

298 **Figure 2** Comparisons on positive rates of each mental health problem between the
299 female and male participants. The “*” indicates a significant sex difference with $p <$
300 0.05.



301
302
303

304 **Figure 3** Trends in positive rates of each mental health problem during the period of
 305 2016-2020 in surveyed females and males, respectively. The “*” indicates a
 306 significant increasing trend with $p < 0.05$.



307