

1 **Protocol: Identification and evaluation of critical factors in achieving high and sustained childhood**
2 **immunization coverage in selected low- and lower-middle income countries**

3 Author list: Robert A. Bednarczyk^a, Kyra A. Hester^a, Sameer M. Dixit^b, Anna S. Ellis^a, Cam Escoffery^a,
4 William Kilembe^c, Katie Micek^a, Zoë Sakas^a, Moussa Sarr^d, Matthew C. Freeman^a, and the Vaccine
5 Exemplars Research Consortium

6 Affiliations:

7 ^a Rollins School of Public Health, Emory University, 1518 Clifton Road NE, Atlanta, GA 30322, USA

8 ^b Center for Molecular Dynamics Nepal, Thapathali-11, Kathmandu, Nepal

9 ^c Center for Family Health Research in Zambia, B22/F737 Mwembelelo Road, Emmasdale, Lusaka
10 Zambia

11 ^d Institut de Recherche et Santé de Épidémiologique et de Formations, Arrondissement 4 Rue 2 D1, Pole
12 Urbain De Diamniadio, Dakar Senegal

13 Vaccine Exemplars Research Consortium Co-Authors:

14 Natália S. Bueno, Bonheur Dounebaine, Kimberley R. Isett, Pinar Keskinocak, B. Pablo Montagnes,
15 Dima Nazzal, Saad Omer, Walter Orenstein, Miguel R. Robayo, Simone Rosenblum, Francisco Castillo
16 Zunino

17

18 Note that all authors have seen and approved of this manuscript.

19

20 Corresponding author:

21 Name: Robert A Bednarczyk

22 Mailing address: Rollins School of Public Health, Emory University, 1518 Clifton Road NE, Atlanta, GA
23 30322, USA

24 Email: rbednar@emory.edu

25

26 Acknowledgements: Our technical advisory committee provided important consultation and feedback on
27 this project: Agnes Binagwaho (University of Global Health Equity), Laura Craw (Gavi), Carolina
28 Danavaro (WHO), Anuranda Gupta (Gavi), Heidi Larson (London School of Hygiene and Tropical
29 Medicine), Kate O'Brien (WHO), Helen Rees (Wits Reproductive Health and HIV Institute), Lora Shimp
30 (John Snow, Inc), Aaron Wallace (CDC). Chin-En (King) Ai and Allison Wray contributed to the initial
31 phase of this project.

32

33

34 **Abstract**

35 Introduction: Increases in global childhood vaccine delivery have led to decreases in morbidity from
36 vaccine-preventable diseases. However, these improvements in vaccination have been heterogeneous,
37 with some countries demonstrating greater levels of change and sustainability. Understanding what these
38 high-performing countries have done differently and how their decision-making processes will support
39 targeted improvements in childhood vaccine delivery.

40 Methods and analysis: We studied three countries - Nepal, Senegal, Zambia - with exemplary
41 improvements in coverage between 2000-2018 as part of the Exemplars in Global Health Program. We
42 apply established implementation science frameworks to understand the “how” and “why” underlying
43 improvements in vaccine delivery and coverage. Through mixed methods research we will identify
44 drivers of catalytic change in vaccine coverage and the decision-making process supporting these
45 interventions and activities. Methods include quantitative analysis of available datasets and in-depth
46 interviews and focus groups with key stakeholders in the global, national, and sub-national government
47 and non-governmental organization space, as well as community members and local health delivery
48 system personnel.

49 Ethics and dissemination: Working as a multinational and multidisciplinary team, and under oversight
50 from all partner and national-level (where applicable) institutional review boards, we collect data from
51 participants who provided informed consent. Findings are disseminated through a variety of forms,
52 including peer-reviewed manuscripts related to country-specific case studies and vaccine system domain-
53 specific analyses, presentations to key stakeholders in the global vaccine delivery space, and narrative
54 dissemination on the Exemplars.Health website.

55

56 Keywords: Nepal, Zambia, Senegal, vaccine, positive deviant

57

58 Strengths and limitations of this study

- 59
- 60 • This study is led by a multidisciplinary team and grounded in several theoretical frameworks
across disciplines from implementation science to behavioral theory.
 - 61 • We utilized a cross cutting, cross-disciplinary, approach, which assessed relevant domains across
62 our selected exemplar countries as well as within the subjects that arise from the data, over a
63 roughly 20-year time horizon.
 - 64 • We selected three countries with historically high unvaccinated populations to represent different
65 geographies, cultures, and governments, as well as to highlight regions with historically high
66 unvaccinated populations.
 - 67 • We did not study a less successful, or “non-exemplar”, counterfactual country.
 - 68 • The research tools identified and explored catalytic events and the implementation of external
69 policies and development of internal policies and systems, with a focus on participants’ current
70 experiences and perceptions of prior activities.

71

72 **Introduction**

73 Early childhood vaccination is widely recognized as one of the most important public health
74 interventions. Increasing vaccine coverage globally has substantially reduced the incidence of, and
75 mortality from, vaccine-preventable diseases.^[1] While early childhood vaccine coverage has increased
76 globally, there are still millions of children, particularly in low- and lower-middle-income countries (LICs
77 and LMICs, respectively), who remain unvaccinated.^[2] The World Health Organization’s (WHO) Global
78 Vaccine Action Plan (GVAP) sets global targets for all countries to achieve 90% national level coverage
79 of diphtheria, tetanus, pertussis (DTP) for three doses of vaccine (DTP3), and 80% sub-national level
80 DTP3 coverage in every district by 2015.^[3, 4] Although significant progress has been made toward these
81 goals – global DTP3 coverage increased from 72% in 2000 to 86% in 2018 – the WHO/UNICEF
82 Estimates of National Immunization Coverage (WUENIC) demonstrate that this progress fell short in
83 both coverage and equity.^[5] The COVID-19 pandemic has also negatively impacted routine immunization
84 globally; the extent of this impact is still being assessed,^[6-8] and is outside of the scope of this
85 retrospective evaluation.

86 The literature documenting identified barriers and facilitators of improved vaccine coverage is vast. The
87 systematic review performed by Phillips et al. (2017) provides a conceptual framework identifying
88 facility readiness, intent to vaccinate, and community access as the core determinants of effective vaccine
89 coverage.^[9] Similarly, LaFond et al. (2015) identified direct and enabling drivers of immunization
90 coverage improvement as well as essential health and immunization system components, such as district
91 management teams and existence of basic routine immunization resources and capacity.^[10]

92 Identification of these barriers and facilitators is only a first step towards improving global vaccine
93 coverage. There remains an evidence gap in understanding “how” and “why” these factors influence
94 system performance. Notably, to strengthen immunization program function we need to understand the
95 development, implementation, and adaptation of programs and interventions. Little rigorous evidence is
96 available on the specific paths to success, including implementation strategies, in the LICs and LMICs
97 that have achieved high and sustained immunization coverage.

98 We apply a “positive deviant” approach to study high-performing countries, i.e., to understand successful
99 vaccine system performance by identifying positive outliers – countries or systems that exceed their peers
100 – and studying the factors that supported catalytic growth to reach a high level of coverage.^[11] Through
101 the identification of the components and pathways to high vaccine coverage among exemplar countries,
102 actionable recommendations can be developed and disseminated to other countries that have not yet had
103 similar success. These recommendations can support decision-making processes to improve
104 immunization programs and health systems, improve overall vaccine coverage, and mitigate inequities in
105 sub-national vaccine coverage in these countries.

106 The Exemplars in Vaccine Delivery - nested within the larger Exemplars in Global Health partnership,
107 aims to identify the “how” and “why” behind implementation of particular systems and decisions that led
108 to high and sustained infant vaccine coverage through a geographically diverse set of positive deviant
109 countries (i.e., Nepal, Senegal, Zambia).^[12] Using two complementary implementation science
110 frameworks and a multi-disciplinary approach - reaching beyond medical and public health research - we
111 built on the existing evidence and frameworks to explore specific components or critical factors of the
112 immunization system to identify potential areas of future research and investment in immunization system
113 interventions. This manuscript presents our mixed methods data collection methods to address these
114 outstanding questions.

115

116 **Methods and analysis**

117 Overview

118 The purpose of this study is to assess “how” and “why” some countries have succeeded in achieving
119 significantly improved coverage rates between 2000-2018, and to provide actionable recommendations
120 for improving national and sub-national vaccine coverage. This study focuses on three areas of inquiry:
121 (1) Critical policy and programmatic innovations that drove changes to vaccine coverage and equity; (2)
122 “how” and “why” these innovations were implemented; and (3) cross-country syntheses of key success
123 factors.

124 Our research consortium includes Emory University, Georgia Institute of Technology, the University of
125 Delaware, the Center for Molecular Dynamics in Nepal (CMDN), the Center for Family Health Research
126 in Zambia (CFHRZ), the Institut de Recherche en Santé de Surveillance Epidémiologique et de Formation
127 (IRESSEF; Institute for Health Research, Epidemiological Surveillance, and Training) in Senegal.

128 Selection of Exemplar Countries

129 Three exemplar countries – Nepal, Zambia, and Senegal - were selected based on available data and
130 expert review:. Countries were eligible for inclusion if, in the year 2000, (a) their population exceeded 5
131 million, and (b) the World Bank classified them as low income. Forty-seven countries met these criteria.
132 Two analyses were performed to identify exemplars from the eligible countries based on measured
133 coverage of DTP1 and DTP3: direct estimates of the compound annual growth rate (CAGR) of vaccine
134 coverage over 5-year increments and a segmentation analysis based on coverage, dropout rates, and
135 country conflict status (Figure 1). Taken together, DTP1 and DTP3 serve as common proxies for the
136 function of the vaccine delivery system in each country, as DTP1 can indicate how many children are
137 reached by the immunization system, and DTP3 can indicate how many children the program has
138 continued to reach.

139 The CAGR analysis utilized both WUNEC and Institute of Health Metrics and Evaluation (IHME)
140 data.^[5, 13] For the above mentioned 47 countries, we calculated CAGRs for each country, with both
141 WUNEC and IHME data, from 2000-2016. CAGR calculations used three-year rolling averages. We
142 found the highest-performing countries by applying pre-determined cutoffs by data source; the cutoff
143 percentage depended on the overall performance of the group. The WUNEC data had a CAGR cutoff of
144 0.9%, indicating a 9% increase over 10 years, and the IHME data had a CAGR cutoff of 0.5%, indicating
145 a 5% increase over 10 years. Seventeen countries met both the WUNEC and IHME CAGR cutoff
146 percentage.

147 The segmentation analysis used the rolling three-year averages obtained from WUNEC data.¹⁰ Five
148 segments were created by analyzing and ranking DTP1 coverage, DTP3 coverage, dropout rates, and
149 conflict. The segments were classified as follows: **Segment 1** countries had ‘proven themselves’ with
150 national DTP3 coverage greater than 90%; **Segment 2** included countries that were ‘on the right track’
151 with national coverages of DTP3 less than or equal to 90%, but DTP1 greater than 80% and a dropout rate
152 greater than 10%; **Segment 3** included countries that were ‘getting children back into the system,’ with
153 national coverages of DTP3 90%, DTP1 80%, and a dropout rate 10%; **Segment 4** included countries
154 that were still ‘building essentials’, with national coverages of DTP3 90%, DTP1 80%, and no conflict at
155 time of selection; and **Segment 5** included countries with ongoing conflict at time of selection. Exemplar
156 countries were identified as those meeting all three of the following criteria: (1) The country was in
157 segment 3, 4, or 5 at any time during the period 2005-2010; (2) The country progressed to either segment
158 1 or 2; and (3) The country stayed in segment 1 or 2 for at least 3 years (Figure 2).

159 The shortlist of possible exemplar countries, based on both analyses, had 13 countries (Table 1). The final
160 three countries were selected to represent geographic diversity (South Asia, East Africa, West Africa), as
161 these regions have the majority of unvaccinated children globally. The democracy index, as defined by
162 the 2018 Democracy Index, was used for framing the country selection, and for exclusion criteria.^[14]

163 Country-level data collection

164 We conducted research at different levels of the healthcare system for each country: the national level,
165 three sub-national regions/provinces, and three districts per region/province for a total of nine districts.
166 Our pre-determined sub-national region selection criteria differed by country, but one region in each
167 country contained the capital city of the country, with the other two regions stratified on factors
168 determined with input from the local study team (e.g., high/low sub-national immunization coverage,
169 rural/urban, road access/lack of road access, ethnic/religious minority/majority). Changes in sub-national
170 immunization coverage over time were assessed using district-level data (Figures 3A, 3B, 3C). Districts
171 were selected based on country specific CAGR and DTP3 percentile cutoffs.

172 In-Country Stakeholder Identification

173 Alongside our network of in-country and regional collaborators and networks, we identify a
174 comprehensive list of key stakeholders to include in data collection. We aim to identify both individuals
175 who were in the related positions at the time of data collection, and those who previously held such
176 positions to assess how programmatic changes were implemented and adapted over time. The generalized
177 list of positions is documented in Table 2; due to local context and health system structure, specific
178 positions may differ by country. Specific categories and titles, and the number of related data collection
179 activities, will be presented alongside country-specific analyses. External Advisory Group

180 We formed a Technical Advisory Group (TAG) consisting of experts in global health, vaccination
181 delivery, vaccine confidence, and LIC and LMIC health systems to facilitate interpretation and
182 dissemination of findings. The engaged stakeholder groups include WHO, UNICEF, CDC, and Gavi.
183 Engagement of the TAG is an ongoing process, with meetings convened for discussion at key decision
184 points - including, but not limited to, input on final country selection, review of preliminary findings,
185 review of context around key findings, and the current development of plans for dissemination

186 Conceptual Frameworks

187 This project uses several frameworks, which guided the development of tools and areas of inquiry. These
188 overarching frameworks were taken from literature on vaccine delivery and implementation science.
189 Implementation science is a growing field with the focus on applying evidence-based research findings
190 into routine practice. Additional cross-cutting analyses utilize discipline-specific frameworks based on
191 and extrapolated from the existing literature. The primary outputs of this study are country-level case
192 studies, with additional cross-topic synthesis as possible.

193 Vaccine Delivery Framework

194 Our conceptual model organizes the complex interplay of barriers and factors impacting global childhood
195 vaccine coverage, based on the work of Phillips et al.^[9] and LaFond et al.,^[10] and a broader review of the
196 vaccine confidence and coverage literature (Figure 4). Specific input was provided by our multi-
197 disciplinary team of public health, behavioral science, implementation science, political science, public
198 policy, and systems science and engineering researchers. This novel framework serves as a guiding
199 summary of the key issues for consideration in each country. The research is driven by the findings from
200 each country (see Research Activities below), with no pre-conceptions regarding specific practices or
201 interventions. An initial scoping visit for each exemplar country was used to gather preliminary feedback
202 about the immunization program, historical challenges and interventions, and key stakeholders' initial
203 impressions about reasons for success. These findings were then compared to the overall framework in
204 Figure 4 to identify specific areas in which additional focus was needed during the main research
205 activities.

206 Towards Developing Actionable Recommendations

207 The goal of this project is to provide evidence-based, actionable recommendations to country and global
208 stakeholders, with a focus on new insights to exemplary performance of vaccine delivery. Our initial
209 scoping visits identified key historical barriers and interventions in each country; the focus of this

210 research is understanding the “how” and “why” related to the adoption of each of these interventions or
211 activities. Interventions may have been developed by stakeholders within each country (i.e., endogenous
212 innovation) or may be adaptations of higher-level guidance, such as local implementation of WHO
213 guidance (i.e., exogenous adaptation). For each intervention or program – defined here as a solution
214 developed and delivered by the country stakeholders (“what”) - there is an iterative process between
215 identifying the problem to be addressed (“why”) and developing mechanisms for change, in other words
216 “how” the change could come about (Figure 5). Understanding the interplay between “how,” “why,” and
217 “what” can help identify actionable recommendations that may be useful for countries to consider when
218 evaluating improvement in their vaccination systems.

219 Implementation Science Frameworks

220 A combination of two implementation science frameworks was applied to develop tools for data
221 collection. Application of these frameworks directed our inquiry towards key domains of the historical
222 decision-making and implementation process.

223 *Consolidated Framework for Implementation Research (CFIR)*

224 CFIR is a framework of five interrelated domains (intervention, outer setting, inner setting, individual
225 characteristics, and process of implementation) which influence the effectiveness of intervention
226 implementation, and promote hypotheses of “what works where and why across multiple contexts.”^[16] We
227 identified constructs within CFIR for focus within our tool development - including motivation, decision-
228 making processes, mechanism for change, and the process and environment of development and delivery
229 - in addition to inquires of events and policies most relevant to the success of Exemplar countries. The
230 CFIR framework guides our examination of “what they did,” “why they did it,” and “how they did it,” at
231 national, regional, district, and local levels in order to understand diverse contexts and perspectives within
232 each of the exemplar countries. This allows us to systematically organize our findings, and better interpret
233 the similarities and differences both across and between exemplar countries.

234 *Context and Implementation of Complex Interventions (CICI)*

235 The CICI framework was applied in addition to CFIR to address contextual factors and the inter-
236 dimensionality missing from the CFIR framework; both framed our initial thinking about the vaccine
237 delivery system.^[17] Both CFIR and CICI frameworks guided the development of an iterative data
238 collection tool that could be applied consistently across diverse contexts and settings.

239 Research Activities

240 *Tool Development*

241 Qualitative data collection was guided by semi-structured key informant interview (KII) guides for use
242 with health officials, external stakeholders, and community leaders, and focus group discussion (FGD)
243 guides for use with fathers, mothers, grandmothers, and community health workers. These instruments
244 explore the following CFIR and CICI domains: intervention characteristics, outer setting, inner setting,
245 characteristics of individuals, process, and context.^[16] Qualitative data collection was intended to limit the
246 time burden for KII or FGD participants to no longer than one hour, although some data collection took
247 longer - up to two hours or more - based on the richness of the discussion. An initial KII guide was
248 developed for scoping visits and was revised post visit to ensure data was captured within the domains of
249 interest raised in those KIIs. Our overarching goal was to gather information from participants about
250 “how” and “why” interventions were developed, adapted, and implemented, and how they led to an
251 increase in vaccination coverage. The guides were developed by the research team and refined through
252 iterative review after completion of data collection in each country.

253 *Scoping Visits*

254 Prior to beginning both in-depth data collection and review of relevant literature, we conducted a two-
255 week scoping visit in each country to (a) meet with and select in-country partners; (b) discuss key factors

256 of change for further exploration (e.g., identify the “what” items for exploration of “how” and “why”);
257 and (c) prepare for in-depth country research activities (e.g., establish local partnerships, start ethical
258 reviews, research activity logistics).

259 Research Visits and Qualitative Data Collection

260 We conducted ten-day training workshops with our local research partners prior to the start of data
261 collection in each country. In addition to training on study materials and methodology, we reviewed the
262 materials alongside our in-country research partners to aid in any translation and adjust content for
263 country context.

264 We conducted both KIIs and FDGs, as appropriate, with data collection occurring at the national level,
265 sub-national levels, and community stakeholders at sub-national levels (Table 2). KIIs and FDGs took
266 place in offices, clinics, and community centers. All activities took place in a location deemed private,
267 safe, and comfortable by the participants. Qualitative data collection activities were conducted in person
268 with trained facilitators and note-takers, when possible. Conditions for in-person research relative to the
269 COVID-19 pandemic necessitated adjustments to maximize the quality of data collection and participant
270 and researcher safety.

271 FDGs consisted of 6-8 participants. FDGs were held in the communities, organized by type of participant
272 (e.g., fathers will be in one group), and consisted of groups of fathers, mothers, grandmothers, and
273 community health workers. Partner organizations or community health workers identified the FGD
274 participants.

275

276 Qualitative Data Analysis and Management

277 With permission from KII and FGD participants, interviews were recorded to ensure capture of all
278 information. Recordings were transcribed verbatim from the local language by local research assistants
279 and translated to English manually, or translated using Google Translate (for French), with verification by
280 a fluent bilingual speaker. All documents with transcriptions were only accessible to researchers named
281 on the IRB. All transcribed documents required a code to access. All research files, recordings, and
282 transcriptions in-country were saved on password-protected computers. Recordings were removed from
283 recorders at the end of every day, deleted once uploaded onto password-protected computers and saved to
284 HIPAA-compliant storage in folders only accessible to the study team. All recordings have been removed
285 from computers and servers following transcription and verification of accuracy. Interviewees’ names and
286 contacts were de-identified, and all information will be used without mentioning their names. Documents
287 that may link participants to their identifier code will be stored in separate locations.

288 Data were coded using MAXQDA 20 (Berlin, Germany) and analyzed thematically by specific aim,
289 research question, and framework-specific construct(s). The initial analysis for each country consisted of
290 a case study, specific to that country, identifying the key drivers of improvements in vaccine coverage.
291 This broad case study served as a starting point for more detailed topic-specific analyses and manuscripts.
292 For key factors identified in multiple countries, a cross-country synthesis will be conducted to identify
293 similarities and differences in implementation across study countries.

294 Quantitative Data Collection

295 Quantitative data was gathered through freely obtained information on Ministry websites or data given
296 from Ministry or other partners, such as the WHO, UNICEF, and CDC. This quantitative analysis
297 investigates vaccine coverage through a review of the health spending and economic growth trends from
298 LICs and LMICs. Selected exemplar countries are compared to this grouping to determine what factors
299 made exemplar countries stand apart from their peers. Analysis will use cross-country and multi-year
300 mixed-effects regression models to statistically test financial, economic, development, demographic, and
301 other country-level indicators. A key component of this research will be to identify factors that may have

302 been associated with improvements in vaccine coverage that are not commonly used as indicators of
303 immunization. This can include general health systems strengthening and improvements in funding for
304 public health, as well as improvements in maternal and child health that may have driven support for
305 immunization services.^[18]

306

307

308 *Patient and Public Involvement*

309 We consulted with a technical advisory group, but did not directly solicit patient or public involvement in
310 the development of this research project.

311 **Ethics and dissemination**

312 Ethics

313 The study was approved by the Emory University Institutional Review Board (IRB); the Nepal Health
314 Research Council in Nepal; the University of Zambia Biomedical Research Ethics Committee and the
315 National Health Research Authority in Zambia; and the Comité de National d’Ethique pour la Recherche
316 en Santé (CNERS; National Ethical Committee for Health Research) in Senegal. Participation in KII or
317 FGD was voluntary, and interviewees were asked to provide informed consent.

318 Dissemination

319 In addition to country-specific manuscripts describing our learnings, we will generate recommendations
320 for national-level immunization programs based on the findings from this project. Specific reporting
321 structures are listed below.

322 **1. Country-level reports and case studies.** The investigators will produce country-level findings, with
323 feedback from country-level stakeholders. Country-level case studies will provide the basis for peer-
324 reviewed manuscripts and broad dissemination on the Global Exemplars web platform.

325 **2. Domain-level analysis.** We will analyze each domain of interest identified from country case studies;
326 these domains will be explored across exemplar countries. Current domains of interest for this synthesis
327 include: targeted disease control activities, roles of community health workers and volunteers, health
328 spending across LICs and LMICs, and intent and demand for vaccines. Findings will be disseminated
329 among key national and global stakeholders and will be submitted for peer-review publication and for
330 dissemination of the Gates Ventures web platform as cross-cutting synthesis.

331 **3. Tool and protocol development.** All individual frameworks and tools used by the research teams to
332 inform research from their individual disciplines will be publicly available.

333 **4. Knowledge translation and implementation outreach.** Regional technical advisory meetings,
334 webinars, policy fora, academic conferences, the exemplars platform, and global partner meetings will be
335 leveraged to disseminate findings. Additionally, findings will be translated into recommendations of
336 replicable solutions for non-exemplar countries and areas for potential intervention investment for global
337 immunization actors and policymakers. Documents might include policy briefs and infographics.

338 **5. Exemplars in Global Health website.** Exemplars.health is the platform documenting the work of the
339 Exemplars in Global Health Project by Gates Ventures and will include narratives based on the research
340 not just from the Vaccine Delivery project described here, but all other Exemplars in Global Health
341 Projects.^[12] The research team is working collaboratively with Gates Ventures to iteratively translate the
342 research findings to the platform for public consumption.

343 **Conclusions and Limitations**

344 The Exemplars in Vaccine Delivery Project offers an opportunity to evaluate the critical factors in
345 childhood vaccine delivery in LICs and LMICs. The in-depth qualitative data collection and analysis will
346 provide a deeper understanding of this issue based on the experiences and perspectives of key leaders in
347 the three exemplar countries. Quantitative findings and existing literature will be used to triangulate
348 findings. Our multi-disciplinary team brings experience in the fields of vaccine hesitancy, vaccine
349 program delivery, behavioral science, implementation science, public policy, political science, systems
350 engineering. With a focus on changes over the previous two decades that may have spurred catalytic
351 growth in vaccine coverage, these findings will present a unique opportunity to identify not just areas for
352 improvement in global vaccine delivery, but the most appropriate methods to consider during
353 implementation of these solutions. Longstanding efforts in health system strengthening offer a framework
354 to build on, and the actionable recommendations that will arise from this project present a novel means to
355 support the health of and protection from infectious diseases for children around the globe.

356

357 **Authors' contribution**

358 The study was conceived of by MCF, RAB, SO, WO; The protocol was developed by MCF, RAB, CE,
359 KAH, AE, BD, Country selection was guided by KAH, MCF, and RAB; Country-level regional selection
360 and tool adaptation was led by SD, WK, MS, KM, BD, KAH, AE, ZS; The first draft was written by RAB
361 with editing by MCF, KAH, AE, KM, ZS, WK, SD, and MS. Quantitative methods developed by PK,
362 DN, FZ. All authors provided input to facets of the overall study design and reviewed and approved the
363 final manuscript.

364

365 **Funding Statement**

366 This work was supported by the Bill & Melinda Gates Foundation, grant number OPP1195041. Pilot and
367 proposal development funds were provided by Gates Ventures.

368

369 **Competing interests**

370 The authors declare they have no competing interests.

371

372

373

374

375 **References**

376

- 377 1. Greenwood, B., *The contribution of vaccination to global health: past, present and future*. Philos
378 Trans R Soc Lond B Biol Sci, 2014. **369**(1645): p. 20130433.
- 379 2. Peck, M., et al., *Global Routine Vaccination Coverage, 2018*. MMWR Morb Mortal Wkly Rep,
380 2019. **68**(42): p. 937-942.
- 381 3. World Health Organization, *Global Vaccine Action Plan 2011 - 2020*. 2012, World Health
382 Organization: USA.
- 383 4. World Health Organization, *WHO-UNICEF Estimates of DTP3 Coverage*. 2017.
- 384 5. *WHO/UNICEF Estimates of National Immunization Coverage* WHO/UNICEF, Editor. 2018.
- 385 6. Chandir, S., et al., *Impact of COVID-19 pandemic response on uptake of routine immunizations
386 in Sindh, Pakistan: An analysis of provincial electronic immunization registry data*. Vaccine,
387 2020. **38**(45): p. 7146-7155.
- 388 7. Excler, J.-L., L. Privor-Dumm, and J.H. Kim, *Supply and delivery of vaccines for global health*.
389 Current Opinion in Immunology, 2021. **71**: p. 13-20.
- 390 8. Chiappini, E., et al., *Impact that the COVID-19 pandemic on routine childhood vaccinations and
391 challenges ahead: A narrative review*. Acta Paediatrica, 2021.
- 392 9. Philips, D.E., et al., *Determinants of effective vaccine coverage in low and middle-income
393 countries: a systematic review and interpretive synthesis*. BMC Health Services Research 2017.
394 **317**(1): p. 681.
- 395 10. LaFond, A., et al., *Drivers of routine immunization coverage improvement in Africa: findings
396 from district-level case studies*. Health Policy Plan, 2015. **30**(3): p. 298-308.
- 397 11. Bradley, E.H., et al., *Research in action: using positive deviance to improve quality of health
398 care*. Implementation Science, 2009. **4**(1): p. 25.
- 399 12. *Exemplars in Global Health*. 2021 [cited 2021 May 26]; Available from:
400 <https://www.exemplars.health/>.
- 401 13. Institute for Health Metrics and Evaluation, *IHME National Coverage Estimates 2019*:
402 Unpublished.
- 403 14. The Economist Intelligence Unit, *Democracy Index 2017: Free speech under attack*. 2018.
- 404 15. The Economist Intelligence Unit, *Democracy Index 2020: In sickness and in health?* 2021.
- 405 16. Damschroder, L.J., et al., *Fostering implementation of health services research findings into
406 practice: a consolidated framework for advancing implementation science*. Implement Sci, 2009.
407 **4**: p. 50.
- 408 17. Pfadenhauer, L.M., et al., *Making sense of complexity in context and implementation: the Context
409 and Implementation of Complex Interventions (CICI) framework*. Implement Sci, 2017. **12**(1): p.
410 21.
- 411 18. Castillo-Zunino F, Keskinocak P., Nazzal D, Freeman MC, *Health spending and vaccination
412 coverage in low-income countries*. BMJ Global Health, 2021. **6**(5): p. e004823.

413

414 Table 1. Additional country selection criteria considered during study planning, and rationale for final
415 selection, as of 2018

Region	Country	Inclusion decision	Rationale for inclusion decision	Selection Method	Democracy Index ^{**} [14]
Asia & South East Asia	India	No	Greater policy impact than Indonesia; unable to conduct research in-country	Both	Flawed democracy
	Indonesia	Potential Alternate	Less policy impact than India	CAGR	Flawed democracy
	Nepal	Yes	DTP3 gap closure and sustained high coverage	CAGR	Hybrid regime
	Laos	Potential Alternate	Laos is an outlier in government type, so lessons will be less generalizable, signs of recent declines	Both	Authoritarian
East/ Southern Africa	Zimbabwe	Potential Alternate	Possible systematic issues in coverage; Anglophone language group	Both	Authoritarian
	Burundi	No	Security concerns and access issues; Anglophone language group	Segment	Authoritarian
	Kenya	No	Higher trust in the data, more connections in country; Anglophone language group	Segment	Hybrid regime
	Malawi	No	Small country, high coverage for a long period of time; Anglophone language group	Segment	Hybrid regime
	Zambia	Yes	High DTP1 coverage maintained over the time period, closed gap between DTP1 and DTP3; Anglophone language group	Segment	Hybrid regime
West Africa	Senegal*	Yes	Best option given difference in DTP3 and measles; relatively flat/downward since 2010, but signs of recent improvement; Francophone language group	Segment	Flawed democracy
	Burkina Faso	Potential Alternate	Relatively flat coverage – no change seen; Francophone language group	Both	Hybrid regime
	Cameroon	No	Security concerns; Francophone language group	CAGR	Authoritarian
	Togo	Potential Alternate	Closing the gap between DTP1 and DTP3, but with slight declines in DTP1; Francophone language group	Both	Authoritarian

416 * As of the 2020 Democracy Index Report, Senegal is now considered a “Hybrid Regime”^[15]

417 ** Terms from the Economist Democracy Index 2018, and briefly defined as follows: Flawed
418 Democracies have free and fair elections, and basic civil liberties are respected even through problems
419 and weaknesses in the system; Hybrid Regimes have elections with irregularities, contain weaknesses in
420 the system, and typically contain a weak civil society; Authoritarian Regimes do not have free and fair
421 elections, if they occur at all, and infringe on civil liberties, along with repressing criticism and censoring
422 dissenters.^[14]

423

424

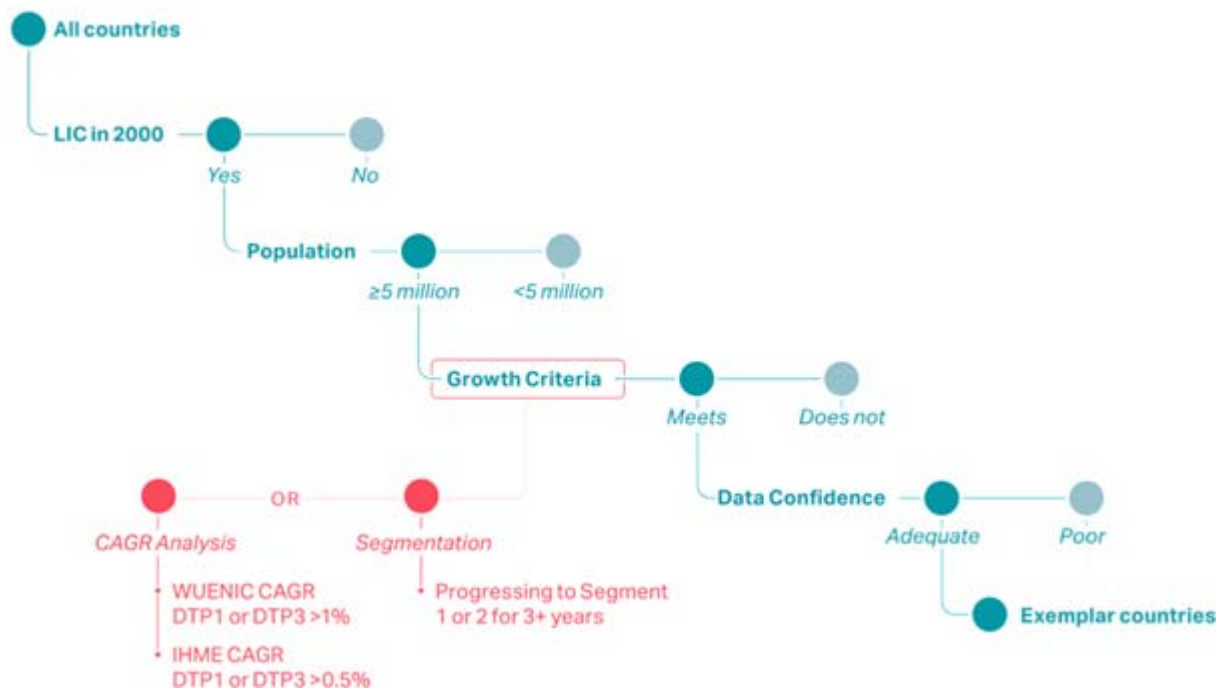
425 Table 2. General summary of key informant and focus group participants by roles within the vaccine
 426 system

Method	Participant Position
Key Informant Interviews	Minister of Health, or other high-ranking officials (National)
	Ministry of Education liaison (National)
	Ministry of Finance liaison (National)
	Partner organization officials (WHO, UNICEF, CDC, etc.)
	Provincial/Regional health officers
	District health officers
	Health facility supervisors and nurses
	Health unit workers (vaccinators, cold chain officers, etc.)
	Community-based workers and volunteers
	Community and religious leaders
Focus Group Discussions	Community health workers and volunteers
	Mothers
	Fathers
	Grandmothers

427

428 Figure 1. Country filtering process, of which 47 countries met the growth criteria.

429

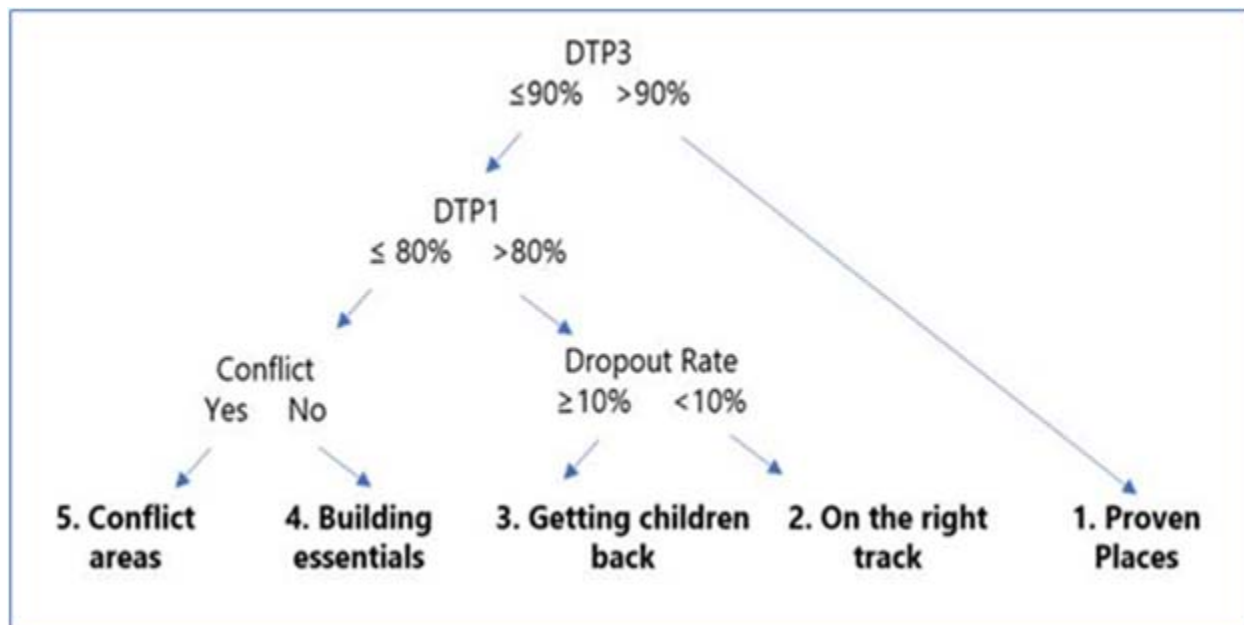


430

431

432 Figure 2. Segment analysis logic.

433

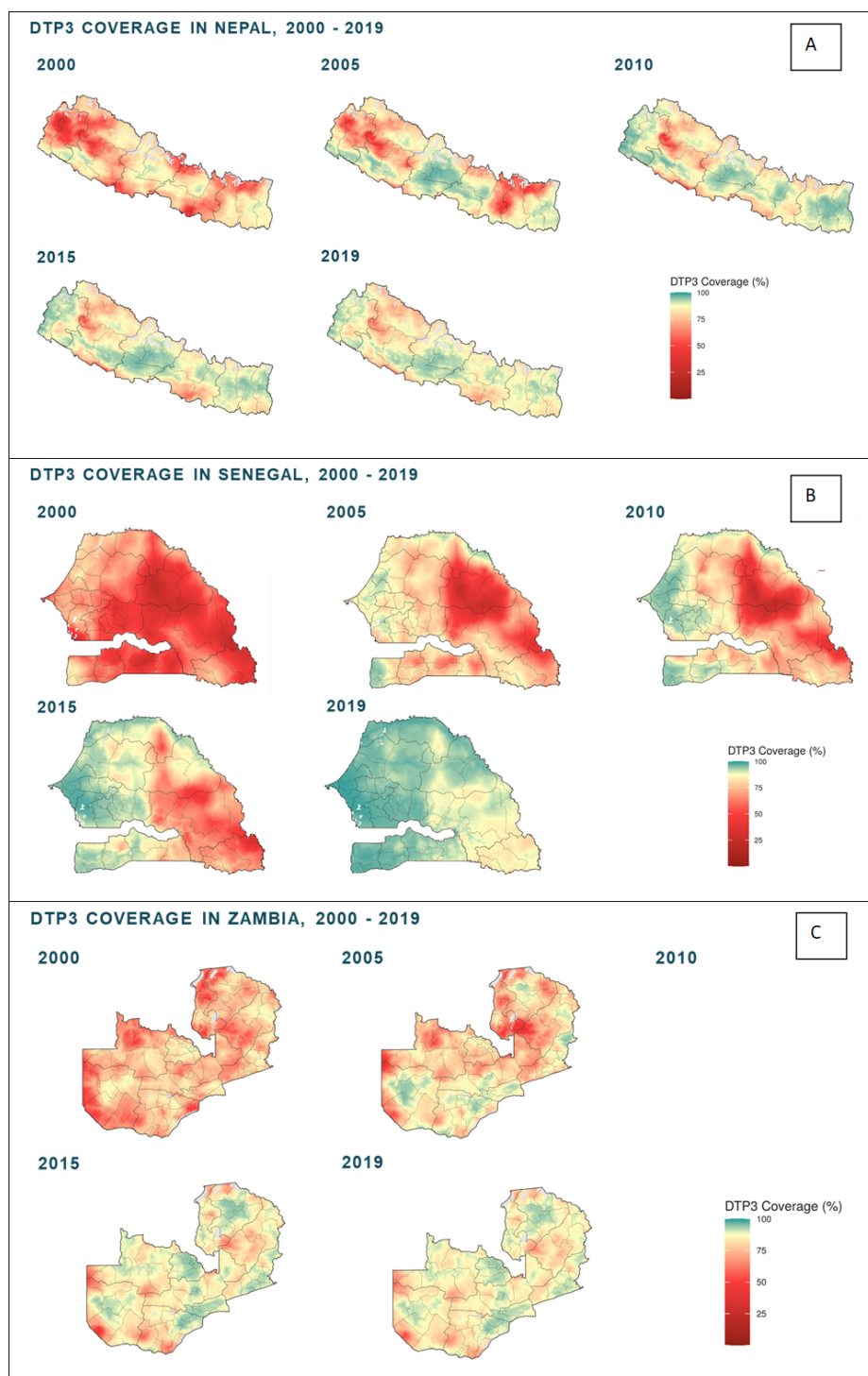


434

435

436 Figure 3. Historical patterns of sub-national DTP3 vaccine coverage in the three identified Exemplar
437 countries: Nepal (Panel A), Senegal (Panel B), and Zambia (Panel C)

438



439

440

441 Figure 4. Conceptual framework of drivers of vaccine delivery, derived from scoping visits and Phillips,
442 et al.^[9].
443

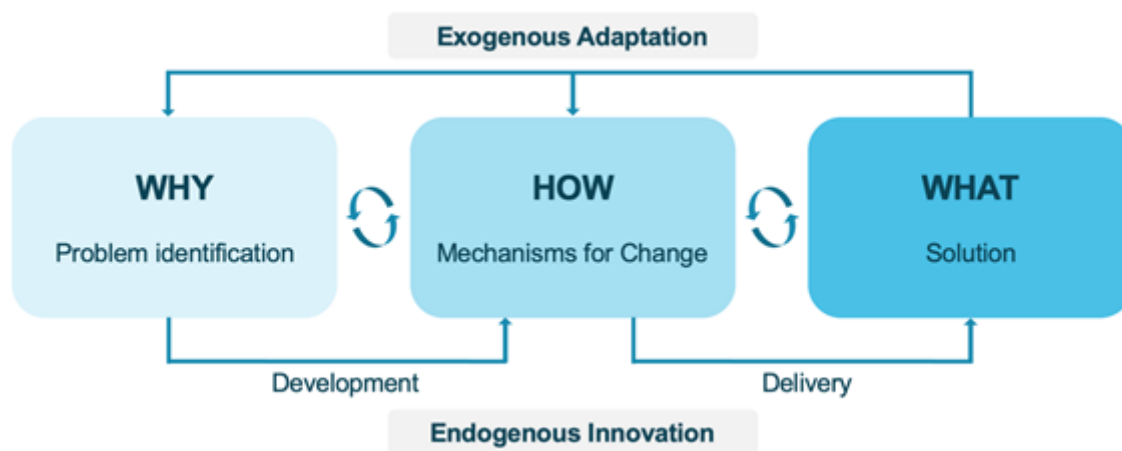


*Note: Drop-outs refer to children who started their immunization series, but never completed. Left-outs refer to children who did not have access to immunization services. Missed opportunities refer to children with access to services who did not receive vaccinations when recommended.

444
445

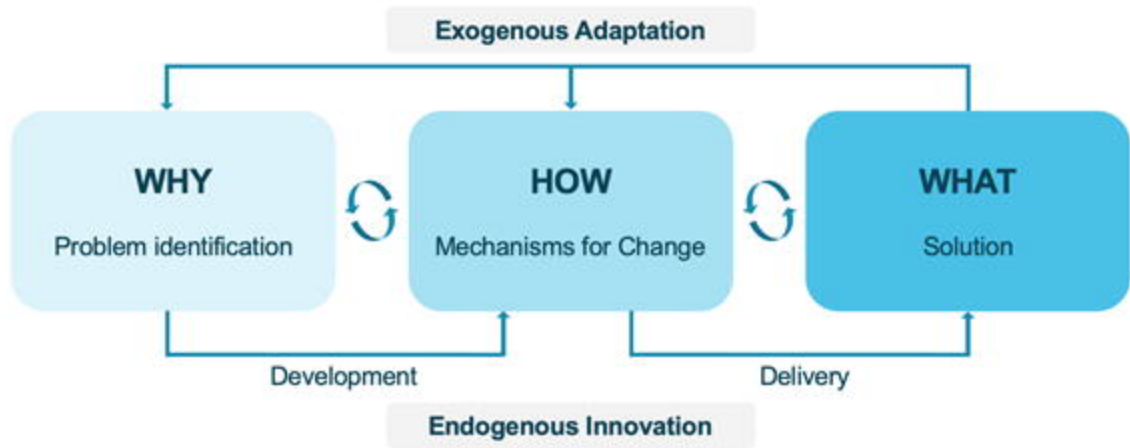
446 Figure 5. Mapping the “how” and “why” behind an intervention

447



448

449



Governance & Financing

Health System

Past & Present Interventions



Implementation Quality

Vaccine Coverage

*Note: Drop-outs refer to children who started their immunization series, but never completed. Left-outs refer to children who did not have access to immunization services. Missed opportunities refer to children with access to services who did not receive vaccinations when recommended.

DTP3 COVERAGE IN NEPAL, 2000 - 2019

2000

2005

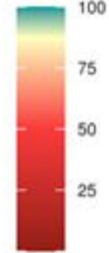
2010

A

2015

2019

DTP3 Coverage (%)



DTP3 COVERAGE IN SENEGAL, 2000 - 2019

medRxiv preprint doi: <https://doi.org/10.1101/2021.12.01.21267018>; this version posted December 2, 2021. The copyright holder for this preprint (which was not certified by peer review) is the author/funder, who has granted medRxiv a license to display the preprint in perpetuity. It is made available under a [CC-BY-NC-ND 4.0 International license](https://creativecommons.org/licenses/by-nc-nd/4.0/).

2000

2005

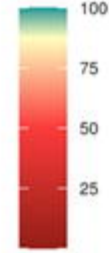
2010

B

2015

2019

DTP3 Coverage (%)



DTP3 COVERAGE IN ZAMBIA, 2000 - 2019

2000

2005

2010

C

2015

2019

DTP3 Coverage (%)

