

1 **Strategy for a rapid screening and surveillance of SARS-CoV-2 variants by real time**

2 **RT-PCR: a key tool that allowed control and delay in Delta spread in Cordoba,**

3 **Argentina**

4

5 Gonzalo M. Castro^a, Paola Sicilia^a, María Laura Bolzon^a, Laura López^b, María Gabriela

6 Barbás^c, María Belén Pisano^{d*}, Viviana E. Ré^d.

7

8 a-Laboratorio Central de la Provincia de Córdoba, Ministerio de Salud de la Provincia

9 de Córdoba. Tránsito Cáceres de Allende 421, Córdoba, Argentina.

10 b-Área de Epidemiología, Ministerio de Salud de la Provincia de Córdoba. Av. Vélez

11 Sarsfield 2311 Ciudad Universitaria, X5016 GCH, Córdoba, Argentina.

12 c-Secretaría de prevención y promoción de la salud, Ministerio de Salud de la Provincia

13 de Córdoba. Av. Vélez Sarsfield 2311 Ciudad Universitaria, X5016 GCH, Córdoba,

14 Argentina.

15 d-Instituto de Virología “Dr. J. M. Vanella”, CONICET, Facultad de Ciencias Médicas,

16 Universidad Nacional de Córdoba. Enfermera Gordillo Gómez s/n, Ciudad Universitaria,

17 CP5016 Córdoba, Argentina.

18

19 *Corresponding author: María Belén Pisano

20 Enfermera Gordillo Gómez s/n, Ciudad Universitaria, Córdoba, Argentina. CP: 5016.

21 Tel. +5493515102530. mbelenpisano@gmail.com.

22

23

24 **Abstract**

NOTE: This preprint reports new research that has not been certified by peer review and should not be used to guide clinical practice.

25 **Background:** SARS-CoV-2 variants of concern (VOC) and interest (VOI) present
26 mutations in reference to the original virus, being more transmissible. We
27 implemented a rapid strategy for the screening of SARS-CoV-2 VOC/VOIs using real
28 time RT-PCR and performed monitoring and surveillance of the variants in our region.

29 **Methods:** consecutive real-time RT-PCRs for detection of the relevant
30 mutations/deletions present in the Spike protein in VOC/VOIs (TaqMan™ SARS-CoV-2
31 Mutation Panel, Applied Biosystems) were implemented. An algorithm was established
32 and 3941 SARS-CoV-2 RNA samples (Cts<30) obtained from oropharyngeal swabs from
33 infected individuals in Córdoba, Argentina, between January and October 2021, were
34 analyzed.

35 **Results:** the strategy of choice included a first screening of 3 mutations (N501Y, E484K,
36 L452R) followed by the detection of other mutations/deletions based on the results.
37 The analyses of the samples showed introductions of VOCs Alpha and Gamma in
38 February and March 2021, respectively. Since then, Alpha presented a low to
39 moderate circulation (1.7% of the SARS-CoV-2 currently detected). Gamma showed an
40 exponential increase, with a peak of detection in July (72%), until reaching a current
41 frequency of 41.1%. VOC Delta was first detected in July in travellers and currently
42 represents 35% of detections in the community. VOI Lambda presented a gradual
43 increase, showing a current frequency of 29%.

44 **Conclusions:** we report a useful tool for VOC/VOI detection, innovative for Argentina,
45 capable to quickly and cost-effectively monitor currently recognized variants. It was
46 key in the early detection of Delta, being able to implement measures to delay its
47 dissemination.

48

49 **Key words:** SARS-CoV-2, variants of concern, diagnosis, real time RT-PCR, rapid
50 screening

51

52

53 **Introduction**

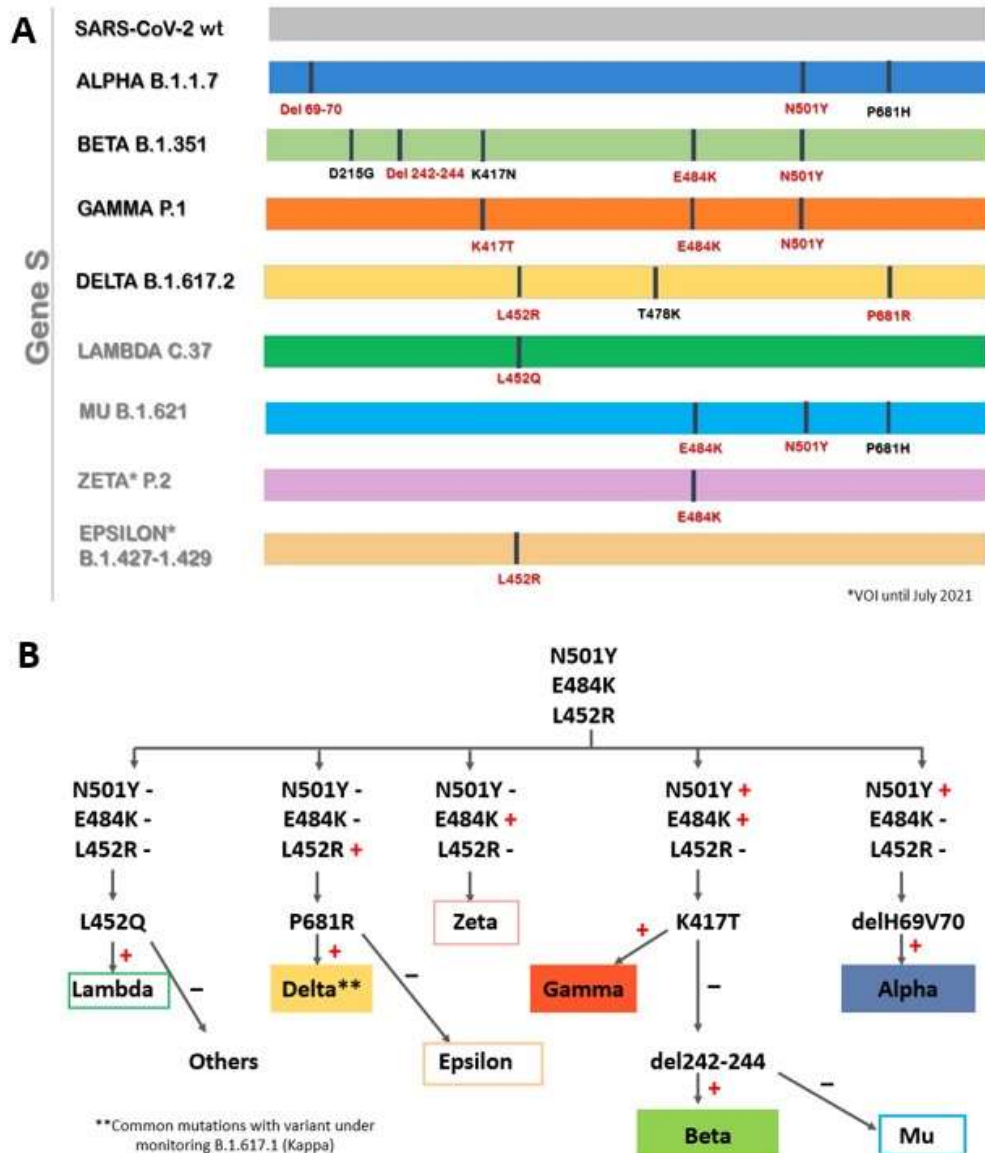
54 Numerous severe acute respiratory syndrome coronavirus 2 (SARS-CoV-2) variants
55 have already been documented globally during the COVID-19 pandemic. These viruses
56 present one or more mutations in reference to the original virus, first isolated in
57 Wuhan in 2019 [Janik et al. 2021] (consensus sequence WIV04) [GISAID]. Most
58 nucleotide changes have little to no impact on the virus' properties; however, there
59 are mutations that produce phenotypic changes, which may affect virus
60 transmissibility, severity, response to the vaccine or diagnostic tools [WHO 2021].

61 According to the virus's features given by the mutations, the World Health
62 Organization (WHO) and the Centers for Disease Control and Prevention (CDC) have
63 classified some SARS-CoV-2 variants into variants of concern (VOC) and variants of
64 interest (VOI) [WHO 2021, CDC 2021]. Thus, the first VOC described was the Alpha
65 variant (lineage B.1.1.7), detected firstly in United Kingdom on September 2020, which
66 rapidly expanded and become predominant in many countries, being the main
67 variations the HV 69-70 deletion and N501Y mutation in the Spike protein [Janik 2021,
68 Ong et al. 2021] (Figure 1A). After that, VOCs Beta (lineage B.1.351) and Gamma
69 (lineage P.1) were reported, first isolated in South Africa and Brazil, respectively,
70 presenting high transmissibility rates too, and with the common mutation N501Y
71 (Figure 1A). Delta variant is the last VOC described up to date, detected for the first
72 time in India in October 2020 and declared VOC on May 2021, which has displaced the

73 rest of the VOCs in many parts of the world, with the presence of the main mutations
74 L452R and P681R among others [Boehm et al. 2021, Outbreak info 2021] (Figure 1A).
75 Over the last few months, several variants were classified as of interest (VOI), but later
76 demonstrated to no longer pose a major added risk to global public health compared
77 to other circulating SARS-CoV-2 variants, so they were re-classified as variants under
78 monitoring (VUM) or even removed from the VOI/VUM list (OMS, 2021). At present,
79 there are 2 VOIs: Lambda and Mu (OMS 2021). Lambda (lineage C.37), first detected in
80 Peru on December 2020, was declared VOI on June 2021, and presents the
81 characteristic mutation L452Q. Mu (lineage B.1.621), first isolated in Colombia and
82 declared VOI at the end of August 2021, presents the main mutations N501Y, E484K
83 and P681H (OMS 2021, Outbrek info). Former VOIs Zeta and Epsilon were declared of
84 interest between March and July 2021 and present the mutations E484K and L452R,
85 respectively.
86 Due to the increased transmissibility, possible increased virulence or changes in clinical
87 disease presentation, and immune escape [Boehm et al. 2021], VOC/VOIs have the
88 highest priority for surveillance, either to describe its circulation, map their spread,
89 and to detect the introduction of new variants in a region. Currently, this surveillance
90 is based on whole genome sequencing (WGS), an accurate method that generates
91 detailed information, considered the gold standard technique to detect VOC/VOIs [Ong
92 et al. 2021, Lind et al. 2021]. However, it is time-consuming, expensive, and requires
93 trained staff and specific equipment, so it is not possible to apply it massively or to
94 obtain results in a short-period time [Ong et al. 2021].
95 Since March 2020, in Argentina, and particularly in Córdoba Province, molecular
96 surveillance of SARS-CoV-2 began with WGS [Proyecto PAIS]. As a result of increased

97 concern in public health due to the emergent variants, in the last months there has
98 been a rapidly growing demand for WGS. In February 2021, the strategy of partial
99 sequencing of the S gene was implemented for the search of VOC/VOIs in our region,
100 and VOCs Alpha and Gamma, as well as former VOI Zeta were detected for the first
101 time in our province in March 2021 [Reporte N°18 proyecto PAIS]. From the
102 Epidemiology Area of the Government of Córdoba Province, blocking actions have
103 been carried out by tracking the index cases and close contacts for their isolation and
104 follow-up, which were incremented since VOCs entered into our region. However,
105 since WGS and partial sequencing of the S gene are time-consuming methods, they do
106 not allow the rapid identification of VOCs, delaying their spread control. Added to this,
107 the demand for variant typing increased as Delta was declared a VOC and began to
108 spread around the world (WHO, 2021). Based on these facts, it was necessary to
109 provide a rapid typing response, from the laboratory, in order to take measures at the
110 public health level to contain the spread of Delta.

111 In this context, we developed a strategy using real time reverse transcriptase
112 polymerase chain reactions (RT-PCR) for detection of VOC/VOI relevant mutations
113 (using specific probes). In this article, we describe our experience and show the results
114 obtained during the molecular surveillance carried out with this methodology, which
115 was key to control and delay of VOC Delta dissemination in the Central region of
116 Argentina.



117

118 **Figure 1.** Some of the relevant mutations present in SARS-CoV-2 variants of concern
 119 (VOC) and variants of interest (VOI) (A), and VOC/VOI detection strategy implemented
 120 in this study, using consecutive real time RT-PCRs for relevant mutation screening (B).

121

122 **Methods**

123 Samples

124 A total of 3941 positive SARS-CoV-2 RNAs with Cts<30, obtained from oropharyngeal
 125 swab samples from individuals from the province of Córdoba, Argentina, between 1st

126 January and 31st October 2021 were selected to screen VOC and VOI mutations by real
127 time RT-PCR. The samples had originally been extracted with MegaBio plus Virus RNA
128 Purification Kit II (BioFlux) on the GenePure Pro Nucleic Acid Purification System NPA-
129 32P and amplified by real time RT-PCR using DisCoVery SARS-CoV-2 Nucleic Acid
130 Detection Kit. Samples were randomly selected from all the province and from all the
131 months studied in order to monitor VOC/VOI circulation in the community. Six
132 hundred and seventy-seven samples corresponded to travellers who arrived to
133 Córdoba and to samples obtained from the study of outbreaks associated with VOC
134 Delta, analysed with the aim to carry out a rapid surveillance of VOC/VOIs which allows
135 decision-making regarding sanitary measures.

136

137 Detection of VOCs by real time PCR

138 TaqMan™ SARS-CoV-2 Mutation Panel (Applied Biosystems) was used for detection of
139 the following relevant mutations/deletions present in VOC/VOIs: HV 69-70 del, N501Y,
140 E484K, L452R, K417T, P681R, 242-244 del, L452Q. Briefly, 7µL of RNA were added to 8
141 µL of a mixture containing TaqPath™ 1-Step RT-qPCR Master Mix, CG (4X), TaqMan™
142 SARS-CoV-2 Mutation Panel Assay (40X) and nuclease-free water.

143 A strategy for detection of VOC/VOIs was implemented based on the different
144 mutations found for each of the variants. Former VOIs Zeta and Epsilon were also
145 included only in the samples from January to July, when those variants were classified
146 as VOIs. The following samples were used as reference (obtained in collaboration with
147 PAIS Project) (Proyecto PAIS 2021): EPI_ISL_2271687 to EPI_ISL_2271690 (VOC Gamma),
148 EPI_ISL_2007514 to EPI_ISL_2007516 (VOC Alpha), EPI_ISL_3230016 to

149 EPI_ISL_3230018 (VOC Delta), EPI_ISL_3183944 (former VOI Epsilon), EPI_ISL_3183946
150 (VOI Lambda), EPI_ISL_3183947 (former VOI Zeta), EPI_ISL_6032791 (VOI Mu).

151

152 **Results**

153 We implemented a strategy for detection of SARS-CoV-2 VOCs (Alpha, Beta, Gamma,
154 Delta) and VOIs [Lambda and Mu; additionally, Zeta and Epsilon (VOIs until July 2021)]
155 by real time RT-PCR looking for some characteristic mutations (Figure 1B). A first
156 screening for N501Y, E484K and L452R mutations was carried out (Figure 1B). Based on
157 the results, the following algorithm was continued:

158 a) N501Y(+), E484K(+), L452R(-): detection of K417T was performed; a positive
159 result was indicative of VOC Gamma (N501Y, E484K, K417T). A negative result
160 was subjected to detection of 242-244del: if the deletion was present, VOC
161 Beta would be the infecting variant (N501Y, E484K, 242-244del). A negative
162 result for K417T and 242-244del, in the presence of mutations N501Y and
163 E484K, was indicative of VOI Mu.

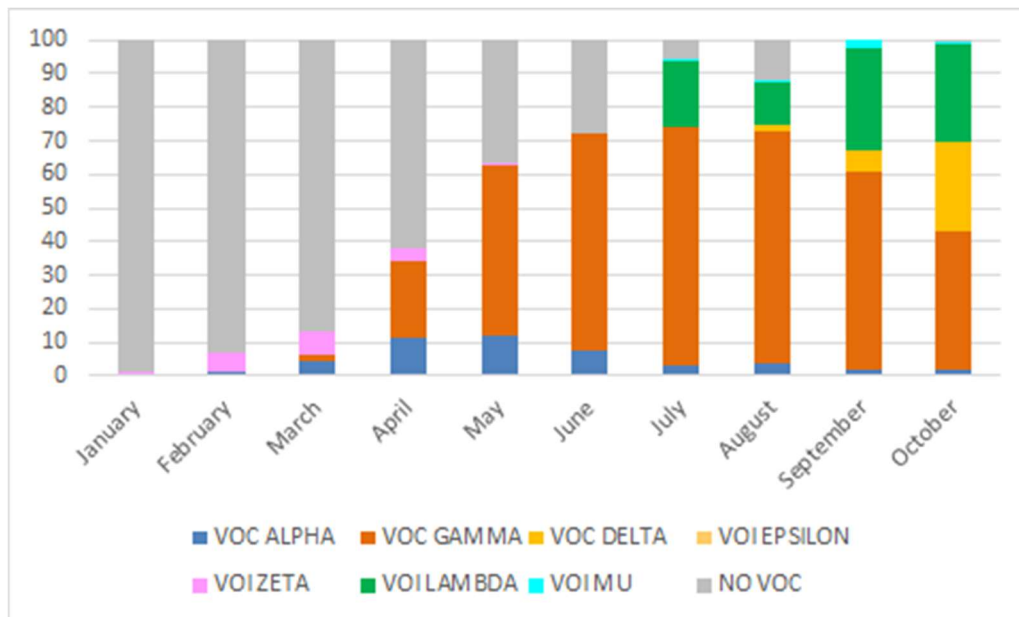
164 b) N501Y(+), E484K(-), L452R(-): deletion 69-70 was investigated; a positive result
165 was indicative of VOC Alpha.

166 c) N501Y(-), E484K(+), L452R(-): the presence of only the E484K mutation would
167 rule out the presence of VOCs, and would be indicative of former VOI Zeta.

168 d) N501Y(-), E484K(-), L452R(+): detections of P681R was performed; a positive
169 result was indicative of possible VOC Delta. A negative result for P681R was
170 indicative of former VOI Epsilon.

171 e) N501Y(-), E484K(-), L452R (-): detection of L452Q was performed; if this
172 mutation was present, VOI Lambda would be the variant.

173 Once this strategy was implemented, the processing of the samples began, and a total
174 of 3941 samples was tested. Figure 2 shows changes in VOC/VOIs distribution within
175 SARS-CoV-2 infections among the community in Córdoba during the studied period.
176 VOCs Alpha and Gamma were first detected in our region in the months of February
177 and March, respectively. From that moment, they began to circulate in the population.
178 VOC Alpha was detected in all months, reaching a peak of 12% in May 2021. Then, it
179 was detected in a less frequency, being the 1.7% of the samples tested from October
180 2021 (Figure 2). Since its first detection in March 2021, VOC Gamma presented an
181 exponential rise, and became predominant in the following months, reaching a peak of
182 detection on July 2021 (72%) (Figure 2). From that moment, this VOC started to
183 decrease, and it is currently detected in the 41.1% of the samples of the community.
184 VOC Beta was not detected.
185 VOC Delta was first detected in a traveller from Peru on July 2021. On August 2021 it
186 was identified in samples from the community in a frequency of 1.8%, increasing
187 gradually up to 35% detected nowadays (Figure 2).
188 Regarding VOIs, Zeta circulated from January to May 2021 in a low frequency (1.1% to
189 0.7%, with a peak in May 2021 of 6.9%). Epsilon was only detected in August (0.2%).
190 VOIs Lambda and Mu started to be screened on July 2021. Lambda was detected in the
191 19.2% of the samples that month, and it gradually increased its frequency until
192 reaching 29% on October 2021. VOI Mu was detected in a low frequency (less than
193 3%).
194



195

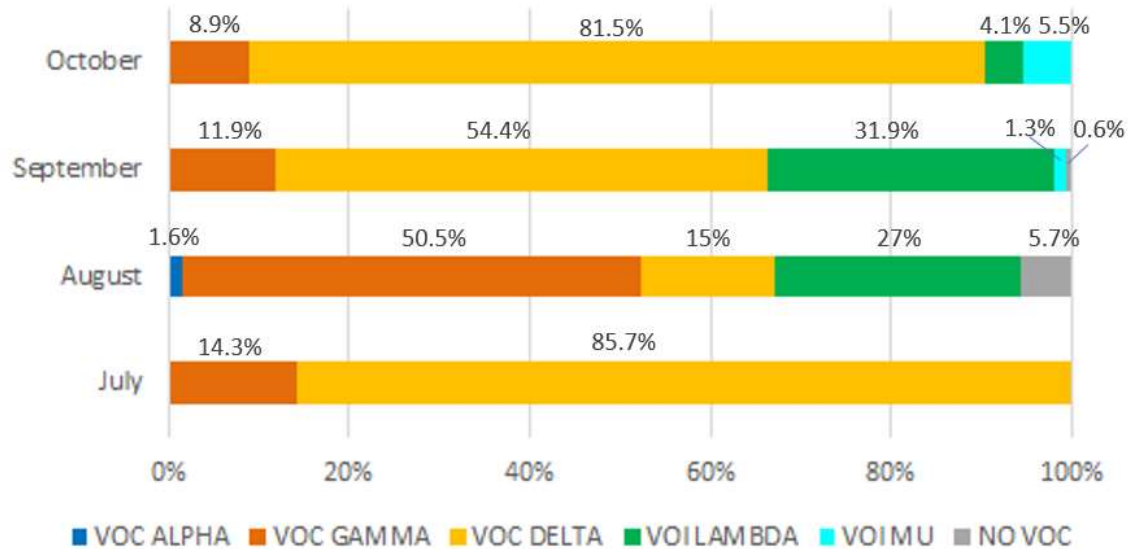
196 **Figure 2.** Distribution of SARS-CoV-2 variants of concern (VOC) and interest (VOI)
197 detected in the community from Córdoba Province, Argentina, by real time RT-PCR,
198 January to October 2021.

199

200

201 On July 2021, the study of variants in travellers and their close contacts was intensified
202 in our province, due to the opening of the country's borders and the beginning of travels,
203 added to the spread of VOC Delta in the world some weeks before. Figure 3 shows the
204 results obtained from the typing of the samples in this group and in those samples
205 obtained during the study of outbreaks associated to Delta (that began to be registered
206 since this VOC entered into our province) (July to October 2021).

207



208

209 **Figure 3.** Distribution of SARS-CoV-2 variants of concern (VOC) and interest (VOI) in
210 travellers, their close contacts and the study of Delta outbreaks in Córdoba Province,
211 Argentina, by real time RT-PCR, July to October 2021.

212

213

214 Discussion

215 The VOC/VOI detection strategy using consecutive real-time RT-PCRs for detection of
216 relevant mutations implemented in our laboratory resulted a very useful and cost-
217 effective diagnostic tool for the typing of variants. It was possible to monitor the
218 variation of VOC/VOI distribution in the population over time, as well as to perform
219 surveillance in travellers, which allowed an early detection of VOC Delta, making it
220 possible to take measures to prevent its spread.

221 In Argentina, variant surveillance of SARS-CoV-2 and the study of variant spread is
222 performed by national entities (National Ministry of Health and National Ministry of
223 Science and Technology), using WGS or partial sequencing of the Spike protein, in a
224 limited number of centres equipped with the necessary infrastructure. For this,

225 positive traveller's samples and randomly selected positive samples from each
226 province are sent for processing to the laboratory in charge of carrying out the
227 sequencing. The time between sending the samples and obtaining the result is
228 between 2 and 15 days. Although WGS and partial sequencing provide accurate
229 information (mainly WGS), they are laborious, time consuming, expensive and require
230 extensive data processing, which has led to the search for faster and simpler
231 alternatives for VOC/VOI detection [Ong et al. 2021, Lind et al. 2021]. In this sense, the
232 strategy implemented during this work allowed to process a high number of samples in
233 a short period of time. While the number of complete genomes from Córdoba
234 province reached 140 during the studied period [Proyecto PAIS, Ministerio de Salud de
235 la Nación Argentina 2021], the samples processed by the real time RT-PCR for
236 detection of VOC/VOI was 3941. In addition, sample processing was considerably
237 faster, without the need of sample derivation to the sequencing center; furthermore,
238 costs were lower. In this way, Córdoba is the first province to implement this strategy
239 for screening of VOC/VOI in Argentina, providing a quick and simple methodology that
240 can be transferred to other laboratories that require it.

241 Using these real time RT-PCRs, it was possible to monitor variant circulation in the
242 community since the introduction of VOC Alpha and Gamma in February and March
243 2021, respectively. Thus, in the following months, it was observed that, unlike the USA
244 and Europe, VOC Gamma had an exponential increase and gained prominence over
245 VOC Alpha and other variants, as happened in neighbouring countries, such as Brazil
246 and Chile [Brazil Mutation Report and Chile Mutation Report]. Moreover, results obtained
247 showed concordance with those obtained by WGS [Ministerio de Salud de la Nación

248 Argentina 2021], showing the usefulness of the strategy developed to monitor
249 frequency and variations of VOC/VOIs.

250 On the other hand, this strategy was also a very useful tool for the surveillance of
251 SARS-CoV-2 variants in travellers, being able to detect VOC quickly and easily, and
252 enabling rapid detection of Delta variant in Córdoba province. Rapid identification of
253 VOC is key to taking measures to prevent their spread. In this case, the early detection
254 of Delta allowed to isolate case zero and all its close contacts, circumscribing the
255 outbreak and delaying the virus spread in our province. Subsequently, Delta began to
256 be detected in the community, gradually increasing its proportion throughout the
257 months studied, which differed from what happened in other parts of the country,
258 where an abrupt increase was registered (frequency of VOC Delta increased in a short
259 period of time) [9]. This coincided with the decrease in the number of SARS-CoV-2
260 positive cases [14], unlike what was observed in other parts of the world [4, 7], where
261 the sustained advance of the VOC Delta drove new waves of infections [15]. Some
262 reasons that could explain this difference include the exhaustive case identification,
263 study and isolation of close contacts of positive Delta cases carried out by the
264 Government of the Province, different epidemiological scenarios (Delta entered into
265 our region with a particular variant circulation, in which VOC Gamma presented the
266 highest frequency), acquired immunity of the population associated with the second
267 wave (occurred on May-July 2021 in our province), and different vaccination programs
268 implemented in the countries.

269 Former VOIs Zeta and Epsilon were detected in low percentages in the period studied,
270 with currently no detection, supporting the new WHO classification, in which they are
271 no longer designated as variants of interest or variants under surveillance [WHO 2021].

272 VOI Lambda was the second major variant of circulation in the community, which
273 gradually increased its circulation, coinciding with what was reported at the national
274 and regional levels [Outbreak info 2021, PAIS 2021, Ministerio de Salud de la Nacion
275 2021]. In the last month studied (October) this variant decreased its frequency slightly,
276 probably as a consequence of the increase of VOC Delta in the community. In the
277 coming weeks we will be able to observe if VOC Delta definitely displaces the rest of
278 the variants, as has happened in many parts of the world (Ourbreak info 2021), or if
279 the balance in the frequency of variants is maintained, continuing with a particular
280 local epidemiological scenario.

281 The strategy described here present some limitations: a)-some samples show
282 inconclusive results, b)-samples with Ct values >30 cannot be typified, c)-many
283 diagnostic PCR platforms can deplete swab material, leaving an inadequate volume of
284 residual sample for a multitube mutation screen [Wang et al. 2021], d)-since VOC/VOI
285 classification is dynamic and is constantly changing [WHO 2021], the strategy must be
286 constantly reviewed and evaluated in order to corroborate whether the algorithm
287 used is adequate for a correct VOC typing, e)-it is not possible to find mutations other
288 than those specifically searched for, which leads to not being able to detect new
289 emerging VOC/VOIs. These limitations show that WGS cannot be replaced by real time
290 RT-PCR specific for VOC/VOI. Furthermore, these methodologies complement each
291 other. While specific real time RT-PCRs for mutations of interest are a useful tool for
292 rapid VOC/VOI screening, WGS-based parallel surveillance is critical to detect new
293 emerging variants and to study phylogeographic relationships between circulating
294 viruses.

295 In conclusion, we report a valid strategy based on real time RT-PCR for VOC/VOI
296 detection, first implemented in Argentina, which balance cost and time processing,
297 capable to monitor currently recognized variants of concern. In the present moment
298 requiring rapid strain typing to guide public health measures, such a rapid and
299 accessible approach is essential.

300

301 **Conflict of interest**

302 None declared.

303

304 **Funding**

305 No external funding was received.

306

307 **Ethical statement**

308 Ethical review and approval were not required for the study on samples obtained from
309 human participants in accordance with the local legislation and institutional
310 requirements. Written informed consent from the participants legal guardian/next of
311 kin was not required to participate in this study in accordance with the national
312 legislation and the institutional requirements.

313

314 **References**

315 [1] Janik E, Niemcewicz M, Podogrocki M, Majsterek I, Bijak M. 2021. The Emerging
316 Concern and Interest SARS-CoV-2 Variants. Pathogens 2021; 10: 633. [https://](https://doi.org/10.3390/pathogens10060633)
317 doi.org/10.3390/pathogens10060633.

- 318 [2] GISAID web site. Official hCoV-19 Reference Sequence.
319 <https://www.gisaid.org/references/hcov-19-reference-sequence/>. Accessed on August
320 3rd 2021.
- 321 [3] World Health Organization (WHO). Tracking SARS-CoV-2 variants.
322 [https://www.who.int/activities/tracking-SARS-CoV-2-variants/tracking-SARS-CoV-2-](https://www.who.int/activities/tracking-SARS-CoV-2-variants/tracking-SARS-CoV-2-variants)
323 [variants](https://www.who.int/activities/tracking-SARS-CoV-2-variants/tracking-SARS-CoV-2-variants). Accessed on August 3rd 2021.
- 324 [4] Centers for Disease Control and Prevention (CDC). SARS-CoV-2 Variant
325 Classifications and Definitions. [https://www.cdc.gov/coronavirus/2019-](https://www.cdc.gov/coronavirus/2019-ncov/variants/variant-info.html)
326 [ncov/variants/variant-info.html](https://www.cdc.gov/coronavirus/2019-ncov/variants/variant-info.html). Accessed on August 3rd 2021.
- 327 [5] Ong DSY, Koeleman JGM, Vaessen N, Breijer S, Paltansing S, de Man P. Rapid
328 screening method for the detection of SARS-CoV-2 variants of concern. J Clin Virol
329 2021; 141:104903. doi: 10.1016/j.jcv.2021.104903.
- 330 [6] Boehm E, Kronig I, Neher RA, Eckerle I, Vetter P, Kaiser L, for the Geneva Centre for
331 Emerging Viral Diseases. Novel SARS-CoV-2 variants: the pandemics within the
332 pandemic. Microbiol and Infect 2021.
333 <https://doi.org/10.1016/j.cmi.2021.05.022>
- 334 [7] Outbreak info. Variants of concern reports. <https://outbreak.info/situation-reports>.
335 Accessed on August 10th 2021.
- 336 [8] Lind A, Barlinn R, Landaas ET, Andresen LL, Jakobsen K, Fladeby C, Nilsen M,
337 Bjørnstad PM, Sundaram AYM, Ribarska T, Müller F, Gilfillan GD, Holberg-Petersen M.
338 Rapid SARS-CoV-2 variant monitoring using PCR confirmed by whole genome
339 sequencing in a high-volume diagnostic laboratory. J Clin Virol 2021; 141:104906. doi:
340 10.1016/j.jcv.2021.104906.

- 341 [9] PAIS Consortium: Proyecto Argentino Interinstitucional de genómica de SARS-CoV-2
342 (Consortio proyecto PAIS). <http://pais.gb.fcen.uba.ar/>. Accessed on August 13th 2021.
- 343 [10] Reporte N°18: Vigilancia de variantes de SARS-CoV-2 en la CABA, provincia de
344 Buenos Aires y provincia de Córdoba. Actualización al 25/03/2021. PAIS Consortium:
345 Proyecto Argentino Interinstitucional de genómica de SARS-CoV-2 (Consortio proyecto
346 PAIS). <http://pais.gb.fcen.uba.ar/reports.php>.
- 347 [11] Ministerio de Salud de la Nación Argentina, Situación de nuevas Variantes de SARS
348 CoV-2 en Argentina SE30/2021. Informe técnico. Julio 2021.
349 [https://www.argentina.gob.ar/salud/coronavirus-COVID-19/informacion-](https://www.argentina.gob.ar/salud/coronavirus-COVID-19/informacion-epidemiologica/julio-2021)
350 [epidemiologica/julio-2021](https://www.argentina.gob.ar/salud/coronavirus-COVID-19/informacion-epidemiologica/julio-2021).
- 351 [12] Brazil Mutation Report and Chile Mutation Report. Alaa Abdel Latif, Julia L.
352 Mullen, Manar Alkuzweny, Ginger Tsueng, Marco Cano, Emily Haag, Jerry Zhou, Mark
353 Zeller, Emory Hufbauer, Nate Matteson, Chunlei Wu, Kristian G. Andersen, Andrew I.
354 Su, Karthik Gangavarapu, Laura D. Hughes, and the Center for Viral Systems Biology.
355 outbreak.info, Brazil Mutation Report and Chile Mutation Report (available at
356 <https://outbreak.info/location-reports?loc=BRA>). Accessed 13 August 2021.
- 357 [13] Wang H, Jean S, Eltringham R, Madison J, Snyder P, Tu H, Jones DM, Leber AL.
358 Mutation-Specific SARS-CoV-2 PCR Screen: Rapid and Accurate Detection of Variants of
359 Concern and the Identification of a Newly Emerging Variant with Spike L452R
360 Mutation. J Clin Microbiol, 2021; 59(8):e0092621. doi: 10.1128/JCM.00926-21.
- 361 [14] Government of the Province of Cordoba. Informe diario de casos y medidas.
362 [https://www.cba.gov.ar/informe-diario-de-casos-y-](https://www.cba.gov.ar/informe-diario-de-casos-y-medidas/?csrt=13034516782944616592)
363 [medidas/?csrt=13034516782944616592](https://www.cba.gov.ar/informe-diario-de-casos-y-medidas/?csrt=13034516782944616592) Accessed 9 November 2021.

364 [15] Torres C, Debat H, Viegas M. Biological characteristics of SARS-CoV-2 variants of
365 epidemiological interest and their impact on vaccine efficacy and effectiveness. :
366 <https://doi.org/10.1590/SciELOPreprints.2886>.

367

368

369