

Evaluating the impact of RSV immunisation strategies on antibiotic resistance in England

Katherine E. Atkins^{1,2*}, David Hodgson², Mark Jit², Nicholas G. Davies²

¹ Centre for Global Health, Usher Institute, University of Edinburgh, UK

² Centre for Mathematical Modelling of Infectious Diseases, London School of Hygiene and Tropical Medicine, UK

* Corresponding author. Address for correspondence: Katherine E. Atkins, Centre for Global Health, Usher Institute, MacKenzie House, 30 West Richmond Street, University of Edinburgh, EH8 9DX, United Kingdom. E-mail: katherine.atkins@ed.ac.uk

Abstract

Background

Vaccines against viruses have been proposed as a novel means to reduce antibiotic use, which would, in turn, decrease selection for antibiotic resistant bacteria. However, the impact of this intervention is poorly quantified, and likely depends on setting-specific epidemiology. Previous studies suggest that up to 20% of antibiotics administered during primary care visits in England are attributable to RSV in some age groups. Therefore, with increasing confidence in a new vaccine against RSV, it is important to quantify the impact of these vaccines on antibiotic prescribing and any downstream reduction in drug resistant bacterial infections.

Methods

Here we integrate results from a dynamic transmission model of RSV and a statistical attribution framework to capture the impact of RSV vaccines on the reduction in antibiotic prescribing due to averted primary care visits in England.

Findings

Under base case assumptions, we find that the most impactful RSV vaccine strategy targets children aged 5-14 years, and results in an annual reduction of 7.7 (5.4-9.9) defined daily doses per 1000 person years across the entire population, equivalent to reducing annual all-cause primary care prescribing by 0.23%. Our results suggest that this reduction in antibiotic use would gain 130 DALYs and avert 51,000 GBP associated with drug resistant bacterial infections.

Interpretation

Even under optimistic conditions, the cost-effectiveness of RSV vaccine strategies in England would likely not be altered by integrating the benefits of preventing drug resistant infections in addition to RSV disease prevention.

Funding

National Institute for Health Research Health Protection.

Introduction

Vaccines against viral pathogens have been suggested as a novel means to reduce antibiotic resistance (1). By reducing the number of viral infections, fewer antibiotics would be used either inappropriately against viral disease, as a precautionary measure for non-specific symptoms, or to treat bacterial co-infections (2,3). Consequently, this reduction in antibiotic use would exert less selection for resistance on highly prevalent commensal bacteria that can lead to invasive disease.

Respiratory syncytial virus (RSV) is a major cause of acute lower respiratory tract infections in young children globally (4). RSV can cause mild upper respiratory tract symptoms across all age groups and these infections can often result in primary care visits (5). Data from high income countries suggest that antibiotic prescribing is common amongst primary care visits attributable to RSV infection, and consequently, reducing RSV infections may be beneficial to control antibiotic resistance across highly prevalent bacterial species (6,7). Currently there are seven RSV vaccine formulations in Phase III clinical trials, including those targeting children, pregnant women, and the elderly (8). However, there are currently no estimates of the potential impact of RSV vaccines on preventing either antibiotic prescribing or antibiotic resistance.

In this study we evaluate the likely impact of the new generation of RSV vaccine strategies on antibiotic prescribing in England, a high income setting, and use these predictions to quantify the reduction in antibiotic resistance outcomes.

Methods

Literature review

We searched Pubmed using the terms: ("Respiratory Syncytial Virus, Human"[MeSH Terms] OR "Respiratory Syncytial Virus Infections"[MeSH Terms]) AND ("antibiotic" OR "antibiotics" OR "antimicrobial" OR "antimicrobials") up to 3 November 2021. We included all those studies that evaluated the impact of an RSV vaccine on antibiotic use, or that estimated antibiotic use in the community, outpatient or long term care facility settings that was either i) coincident with respiratory infection symptoms with virologically confirmed RSV infection, or ii) attributed to RSV via statistical methods. We excluded all studies that reported antibiotic use only in hospitalised individuals or those attending emergency care, and excluded all review and commentary articles. We included patients of all ages and in any risk group.

Vaccine strategies

We evaluated the impact of 12 potential RSV immunisation strategies on antibiotic prescribing rates in England. Specifically, we predicted the impact of a suite of vaccine strategies relying on vaccines that are currently under evaluation in clinical trials that can be administered via age groups or risk groups feasibly and affordably (9,10). These strategies are: vaccination of infants at two months (seasonally - VAC INF S, or year round - VAC INF A); vaccination during the third trimester of pregnancy (seasonally - MAT S, or year-round - MAT A); seasonal vaccination of toddlers aged 2-4 years (VAC 2-4 S), primary school children aged 5-9 years (VAC 5-9 S) or primary and secondary school children aged 5-14 years (VAC 5-14 S); and, seasonal administration of long-acting monoclonal antibodies. These monoclonal antibody strategies are,

in increasing order of number of doses given: very high risk infants under 8 months currently eligible for Palivizumab (MAB VHR S) (11), high risk infants at birth as well as those currently eligible for Palivizumab (MAB HR S), high risk infants under 6 months as well as those currently eligible for Palivizumab (MAB HR S+), all infants at birth (MAB ALL S), or all infants under 6 months (MAB ALL S+).

We considered the efficacy against infection of long acting monoclonal antibodies and of maternal vaccination to be consistent with respective clinical trials, but that vaccine efficacy against infection in infants, toddlers and older children is consistent with natural infection, in the absence of clinical trial data (9) (**Table 2**). We assumed that vaccine uptake was consistent with other vaccine strategies delivered to the same age groups, and the monoclonal antibody uptake was the same as that for Palivizumab (9). We assumed that all vaccine strategies were administered in addition to Palivizumab while all monoclonal antibody strategies replaced Palivizumab.

Defined daily doses averted

We first calculated the age-specific reduction in the number of antibiotic defined daily doses (DDD) per 1000 person years due to each of these 12 vaccine strategies by multiplying i) the age-specific fraction of primary case visits averted, ii) the age-specific number of primary care visits attributable to RSV that result in an antibiotic prescription, and iii) the number of DDDs per antibiotic course (assumed to be seven (12)).

i) Primary case visits averted: We calculated the average proportional reduction in primary care visits for 0-5 months, 6-23 months, 2-4 years, 5-17 years, 18+ years using a dynamic transmission model for RSV in England (9). We calculated the average reduction across a ten year time horizon after implementation of each immunisation strategy relative to the current status quo, Palivizumab administered seasonally to very high risk infants (9). For each intervention, we generated 1,000 estimates that captured uncertainty in the RSV incidence and the intervention impact via the joint posterior model parameter distribution using the efficacy and uptake parameter estimates (**Table 2**).

ii) RSV-attributable primary care antibiotic prescribing: In our base case analysis, we used estimates from a previous statistical attribution model that calculated the prescribing rates in primary care attributable to RSV in England and Wales (calculated as the number of antibiotic courses per 100,000 person years for the age groups 0-5mo, 6-23mo, 2-4y and 5-17y) (6). For each of the five age groups, we assumed the point value and confidence intervals to be from a triangular distribution with a mode and 95% confidence intervals, respectively and generated 1,000 samples from these distributions (**Table 3**).

We performed sensitivity analyses on the RSV-attributable antibiotic prescribing. Specifically, we used an alternative study from Scotland that calculated both the total primary care prescriptions and the fraction of these prescriptions attributable to RSV for infants for 0-11mo and for 1-4yr (7) (**Table 3**). To calculate the proportion of RSV-attributable prescriptions for 5-17y we assumed that the ratio of prescribing for those aged 5-17y to those aged 2-4y was the same as the base case study. In the first sensitivity analysis we assumed that the antibiotic

prescribing rate in those aged 18+y was the same as that for those aged 5-17y. In the second sensitivity analysis we assumed that there was no RSV-attributable antibiotic prescribing for those aged 18+ (**Table 3**). We calculated the results stratified by the same age groups as our base case analysis, weighting by 2019 Scottish age group population sizes, and generated 1,000 simulations as per the base case analysis.

Impact of averted prescribing

We used a previously published statistical model to calculate the population impact of the averted DDD of antibiotics on the averted resistant infections, and calculated the health gain from these averted resistant infections in terms of the averted deaths, and the Disability-Adjusted Life Years gained (13,14). We then calculated the averted cost of these drug resistant infections (in 2020 GBP) by multiplying the number of averted drug resistant infections by the 2020 cost of a drug resistant infection. This cost was assumed to be \$1415 in 2015 USD (15), deflated to 2014 prices, before converting to 2014 GBP using equivalent health purchasing power (16), then inflated to 2020 prices at a rate of 2.3% per year (17) giving a price of £586.83 per drug resistant infection.

Code and analysis

We conducted our analysis using R (18), plotted our results using ggplot2, and all code is available at github.com/katiito/rsvvaccines_amr.

Role of the funding source

None.

Results

Our search found 285 articles, 57 of which were excluded after title and abstract screening. After full text review, ten articles met our inclusion criteria (**Table 1**). Only one of these studies evaluated the impact of RSV infection on antibiotic use in a low income setting (19), with the others conducted in the US and Europe. Studies covered a range of ages, with estimates from either children, all household members, or the elderly. Studies provided estimates of one or more of the following: the rate of RSV-associated abx use in population, the rate or proportion of antibiotic use per RSV episode, and the rate or proportion of RSV episodes per antibiotic course. Studies were either retrospective or prospective cohorts or statistical attributable models. Differences in study design and reporting prevent straightforward comparisons between the estimates. For our analysis, we use the two study estimates that are both in the UK, and because of their similar study design, study population and age-stratification, lead to more comparable estimates.

We first assessed the impact of RSV immunisation strategies on primary care visits. Our model found that only four intervention strategies were able to reduce primary care visits by more than 5% in non-targeted age groups through herd protection: seasonal administration of monoclonal antibodies to <6 months (MAB ALL S+), seasonal (VAC INF S) or year-round (VAC INF A) administration of infant vaccination, and seasonal administration of vaccine to 5-14y (VAC 5-14 S). Conversely, many strategies did not reduce GP visits by 5% within the target age group (**Table 4**).

There was a substantial difference in the annual number of DDD averted across both age group and intervention strategy. For infants <6 months, the largest annual DDD averted were for MAB strategies administered to all infants, and for any of the infant or maternal vaccine strategies. Similarly, those aged 6-23 months benefitted from the same strategies with the exception of the maternal vaccine strategies. For older children, only vaccines that targeted their age group led to substantial benefits in annual averted DDD (**Figure 1**).

The strategies that performed best at reducing antibiotic prescribing were, in decreasing order: 5-14y vaccination (a reduction of 7.7, 95% CI: 5.4-9.9 DDD per 1000 person years; VAC 5-14 S), 2-4y vaccination (4.6, 95% CI:3.4-5.8; VAC 2-4 S), seasonal monoclonal antibody administration to all infants under 6 months (4.2, 95% CI:3.1-5.3; MAB ALL S+), then 5-9y vaccination (3.5, 95% CI: 2.5-4.5; VAC 5-9 S), then year-round infant vaccine (3.2, 95% CI:2.6-3.9; VAC INF A). The remaining strategies averted on average fewer than two DDD per 1000 person years across all simulations (**Figure 1**). However, the best performing strategy of seasonal child and adolescent vaccination (VAC 5-14 S) was only able to avert 0.23% (95% CI: 0.16-0.29%) of the total antibiotic prescriptions (for any indication or aetiology) recorded in 2018. Monoclonal antibody administration to high risk infants most efficiently reduced DDD per intervention course, despite having little overall population impact in averting DDD (**Figure 1**).

We calculated that seasonally vaccinating those aged 5-14 years (VAC 5-14 S) would lead to an annual gain of 128 (95% CI: 91-165) DALYs due to averting drug-resistant bacterial infections. This annual gain in DALYs is attributable to 86 (95% CI:61-111) infections and 4 (95% CI:3-6) deaths caused by drug-resistant bacteria (**Figure 2**). The annual averted cost of these drug

resistant cases, which would be in addition to averted costs due to RSV disease, is £51,000 (95% CI:36,000-65,000) in 2020.

The sensitivity analyses projected less impact of RSV vaccines on antibiotic use. Under the first sensitivity analysis, the 5-14y vaccine strategy (VAC 5-14 S) averts 4.0 (95% CI: 2.2-6.6) DDD per 1000 person years, equivalent to around 0.1% (95% CI: 0.06-0.2%) of all prescriptions in 2018 (**Figure S1, S2**). Under the alternative assumptions in the presence of no RSV-attributable prescribing over the age of 17 years, we found that toddler vaccination and child/adolescent vaccination were equally impactful in averting DDD. For comparison, under these most conservative assumptions, the child and adolescent strategy averts 2.0 (95% CI: 1.6-2.4) DDD per 1000 person years, leading to a total annual gain of 29 DALYs (95% CI: 17-46) (**Figure S3, S4**).

Discussion

Our study found that under the highest estimated RSV-attributable prescribing rates, the most impactful child and adolescent vaccination strategy was able to avert a quarter of a percent of the annual antibiotic prescriptions in England. This effect is limited due to a combination of factors: first, vaccination targeting the young will not substantially decrease the number of primary care visits across older age groups, so the average impact across the entire population is small. Second, antibiotic use attributable to RSV decreases with age, dropping from 20% for those under 6 months to 4% for ages 5-17 years. Finally, the assumed efficacy and uptake of the vaccine limit the total reduction in primary care visits.

Given increasing interest in the use of vaccines, including viral vaccines, to control antibiotic resistance, it is advisable to consider averted resistance outcomes in the economic evaluation of vaccines. However for RSV, our analysis suggests there would be a modest gain in DALYs attributable to averted drug resistant infections. Specifically, even the most impactful programme under the most optimistic scenario, a seasonal childhood vaccination for 5-14 year olds, would save £45K and 129 DALYs in drug resistant outcomes. Conversely, if this programme were to be administered at £20 per vaccine course, it would cost over £81 million and need to gain 4,100 quality-adjusted life years (QALYs) to be cost-effective in England (assuming a willingness-to-pay of £20,000/QALY). Therefore, the main benefit of RSV vaccination is likely to be in averting RSV itself, rather than averting antibiotic resistance in by-stander pathogens. As noted previously (13), the analysis calculating antibiotic resistant outcomes assumes a

counterfactual of no infection. Any deviation from this assumption would further reduce the impact of RSV vaccination on resistant outcomes (20).

Our analysis found that the combination of age-targeted RSV vaccination and age-specific variability in the RSV-associated antibiotic prescribing rates led to substantial differences in the potential reduction in antibiotic prescribing across age groups. For example, the most impactful strategy for the youngest age group, administering monoclonal antibodies to those under 6 months, would avert antibiotic prescriptions at a rate 30 times higher than is estimated in the entire population. Further, the size of the immunisation strategy largely predicts the total impact of averting antibiotic use, with the notable exception of vaccinating toddlers aged 2-4 years and monoclonal antibody administration of monoclonal antibodies to those aged less than 6 months. The impact of these two strategies across the entire population was relatively impactful due to both high coverage and efficiency.

Our results suggest that with a fixed uptake and efficacy of a vaccine, the impact of an RSV immunisation strategy on antibiotic prescribing is largely driven by the rate of antibiotic use attributable to RSV. For countries where antibiotic use due to RSV is high, the benefits of an RSV vaccine programme could be much larger and conceivably alter the cost-effectiveness of vaccination strategies. Indeed, a study in Maela, on the Thailand-Myanmar border found that young children who presented with antibiotic-indicated pneumonia who were later confirmed as RSV-infected did so at over twice the rate (240 courses given per 1000 children) (19) as children of the same age prescribed antibiotics in primary care attributable to RSV in the UK (110 courses given per 1000 children) (6). As the clinical presentation and antibiotic prescribing was not

comparable between the two studies, it is likely that a vaccine targeted at children in Maela would have more than double the impact on reducing antibiotic use compared with children in the UK. Moreover, it is not only the rate of RSV-associated symptoms that determines the effect of an RSV vaccine on antibiotics, but the magnitude of total antibiotic use. For settings where over-the-counter, unregulated antibiotic use comprise the majority of drug consumption - and where, as a consequence, multidrug resistance will be higher - the benefits of RSV vaccines on controlling drug resistance will likely be substantially larger.

Contributors

KEA conceived the study. KEA did the literature review and data analysis. KEA, DH, MJ, and NGD interpreted the data. DH reviewed the code. KEA wrote the manuscript, which was critically revised by DH, MJ, and NGD.

Declaration of interests

No competing interests.

Acknowledgements

N.G.D. and M.J. were funded by the National Institute for Health Research Health Protection Research Unit (NIHR HPRU) in Immunisation (HPRU-2019-NIHR200929) at the London School of Hygiene and Tropical Medicine and M.J. was funded by the NIHR HPRU in Modelling & Health Economics (HPRU-2019-NIHR200908) at Imperial College and the London School of Hygiene and Tropical Medicine, both in partnership with the UK Health Security

Agency. The views expressed are those of the authors and not necessarily those of the NHS,
National Institute for Health Research, Department of Health or the UK Health Security Agency.

Table 1: Literature review of RSV-associated antibiotic use in the community, outpatient visits, and long-term care facilities.

Study first author (year) (reference)	Country	Population	Study Type	Reported Outcome						
				Rate of RSV-associated abx use in population		Abx use per RSV episode		RSV episodes per abx course		
				Number of abx courses in vc RSV cases / 1000 py	Number of primary care abx courses attributable to RSV / 1000py	Number of abx courses / RSV-related primary care visit	% of vc RSV cases receiving abx courses	% of abx courses in study population with vc RSV	% of abx courses in background population attributable to RSV	
Ellis (2003) (21)	United States	Nursing home residents over 65 years presenting with fever or respiratory symptoms	Retrospective cohort	62.4 (43.4–81.3) (Not high risk) 75.6 (58.7–92.5) (High risk)					3.3 (Not high risk) 2.8 (High risk)	
Caram (2009) (22)	United States	LTCF for older adults presenting with RTI	Prospective cohort				29% (2/7)			
Turner (2012) (19)	Thailand (Maela)	Children (birth to 2y) in refugee population presenting	Prospective cohort	240 (95% CI 220–260)						

		with pneumonia							
Meijboom (2013) (23)	Netherlands	Over 60y	Statistical analysis			0.75*			
Taylor (2016) (6)	United Kingdom	Children with recorded primary care antibiotic prescription	Statistical analysis of EHR		<6mo: 83.28 (55.47–102.65) 6-23mo: 119.16 (84.32–136.84) 2-4y: 74.95 (50.84–90.51) 5-17y: 10.91 (6.86–14.27)				<6mo: 19.7 6-23mo: 14.6 2-4y: 13.6 5-17y: 4.2†
Heikkinen (2017) (24)	Finland	Healthy children prospective study attending outpatient clinic (0-13y)	Prospective cohort				All: 54 (162/298) <1y: 91 (10/11) 1y: 63 (30/48) 2y: 64 (58/90) 3-6y: 48 (59/124) 7-13y: 20 (5/25) **		
Smithgall (2020) (25)	United States	Household study of all ages presenting with ARI symptoms	Prospective household				24 (16/66)		
Toivonen (2020) (26)	Finland	Healthy children 0-2y presenting with ARI	Prospective birth cohort				35 (102/289) **		

Korsten (2021) (27)	Belgium/United Kingdom/Netherlands	Healthy community people 60+ years presenting with ARI	Prospective cohort				2/36 (6%)		
Fitzpatrick (2021) (7)	United Kingdom	Children under 5y with recorded community antibiotic prescribing	Statistical analysis of EHR						All: 6.92 (5.59, 8.25) <1y: 5.16 (3.91, 6.41) 1-4y: 5.80 (4.55, 7.04)

abx: antibiotic; py: person years; vc: virologically confirmed; EHR: electronic health records; ARI: acute respiratory infection

*calculated using excess antibiotic prescriptions and GP visits from the RSV season in the Netherlands (28)

**very low rate of hospitalizations so assumption that all antibiotic are community-prescribed

† from antibiotic prescriptions limited to those used against respiratory disease: broad spectrum penicillins, macrolides, tetracyclines

Table 2: Intervention assumptions. Each intervention was compared to status quo Palivizumab administered seasonally to very high risk infants (9).

Intervention	Value	Notes
<i>Monoclonal antibodies</i>		
Delay between administration and protection (days)	None	(29)
Average period of protection (days)	275	(29)
Efficacy against symptomatic infection (%)	70.1 (52.3–81.0)	(30)
Uptake (%)	90%	Same as Palivizumab (9)
<i>Maternal vaccination*</i>		
Average period of protection (days)	133.5 (119.6–146.1)	Same as estimated maternal immunity
Efficacy against symptomatic infection (%)	41.4 (4.1–64.2)	From Novavax Resvax trial (31)
Uptake (%)	60	Same as Tdap uptake in 3rd trimester (9)
<i>Childhood / adolescent vaccination</i>		
Delay between administration and protection (days)	11.4 (2.8–22.1)	Same as influenza antibody delay (32)

Average period of protection (days)	358.9 (350.7–364.7)	Assumed to be same as natural immunity (9)
Efficacy against any infection (%)	9-56%**	Assumed to be same as natural immunity (9)
Uptake (%)	90 (<1y) 45 (2-4y) 60 (5+y)	Assumed to be same as primary series (<1y) or LAIV (2+y) (9)

LAIV: live attenuated influenza vaccine

* Effect on infant; effect on mother assumed the same as childhood vaccination

** Mean efficacy shown for illustrative purposes. Vaccination provides temporary protection against any disease, before individual move into a reduced susceptibility state, consistent with natural exposure. The efficacy is not used explicitly in the model, but a range can be calculated as $1 - [s + (1-s)r_i]$ for $i=1,2,3$, where s is the probability of seroconversion after vaccination ($s = 83.0\%$ (75.0–88.0%)) and r_i is the risk of infection after i previous exposures relative to after $i-1$ previous exposures ($r_1 = 0.89$ (0.85–0.93), $r_2 = 0.81$ (0.74–0.85), $r_3 = 0.33$ (0.31–0.37)).

Table 3: RSV-attributable antibiotic prescribing assumptions

	RSV-attributable antibiotic prescribing (courses per 100,000 person years, 95% CI)				
	0-5mo	6-23mo	2-4y	5-17y	18+y
Base case*					
Analysis A	8328 (5547-10265)	11916 (8432-13684)	7495 (5084-9051)	1091 (686-1427)	1091 (686-1427)
Sensitivity analysis**					
Analysis B	2758 (2086-3428)	3350 (2821-3918)	3635 (2876-4425)	559 (306-912)	559 (306-912)
Analysis C	2758 (2086-3428)	3350 (2821-3918)	3635 (2876-4425)	559 (306-912)	0 (0-0)

* assumption 18+y the same as 5-17y

**underlying rates <1 year (2,770, 95% CI: 2078, 3409);1-4 years (3,645 95% CI: 2,891, 4,400); ratio of 5-17y to 2-4y same as base case values.

Table 4: Predicted reduction in RSV-attributable primary care visits in England

Intervention*	Vaccine/ mAb courses (per year)	Proportion of RSV-attributable primary care visits averted** (95% credible interval)				
		0-5mo	6-23mo	2-4y	5-17y	18+y
<i>Monoclonal antibodies</i>						
MAB VHR S Seasonal Very high risk <8mo	2,218	0.064 (0.0094 – 0.12)	0.037 (-0.0033 – 0.076)	0.013 (-0.0031 – 0.029)	0.00011 (-4.6e-05 – 0.00041)	0.00023 (7.2e-05 – 4e-04)
MAB HR S Seasonal Very high risk <8mo High risk at birth	11,679	1.4 (1 – 1.6)	0.73 (0.55 – 0.87)	0.28 (0.2 – 0.33)	0.0016 (0.00038 – 0.0028)	0.00096 (7.6e-05 – 0.002)
MAB HR S+ Seasonal Very high risk <8mo High risk <6 mo	22,907	1.9 (1.5 – 2.3)	1.8 (1.4 – 2.1)	0.72 (0.55 – 0.84)	0.0088 (0.0043 – 0.013)	-0.004 (-0.0068 – -0.0016)
MAB ALL S Seasonal All infants at birth	252,581	27 (21 – 32)	4.4 (3.4 – 5.1)	1.6 (1.2 – 1.8)	0.037 (0.024 – 0.053)	0.17 (0.13 – 0.22)
MAB ALL S+ Seasonal All infants <6 mo	547,818	38 (30 – 44)	16 (12 – 19)	3.9 (3 – 4.5)	0.11 (0.077 – 0.15)	0.35 (0.24 – 0.44)
<i>Maternal vaccination</i>						
MAT S Seasonal 28-32wga pregnancy	165,257	7.7 (3.6 – 12)	-0.47 (-0.83 – -0.12)	-0.15 (-0.24 – -0.055)	0.055 (0.037 – 0.075)	0.28 (0.23 – 0.32)

MAT A Year round 28-32wga pregnancy	406,442	12 (6.1 – 17)	-0.11 (-0.42 – 0.14)	-0.26 (-0.42 – -0.11)	0.16 (0.12 – 0.21)	0.59 (0.51 – 0.68)
<i>Childhood vaccination</i>						
VAC INF S Seasonal Infants 2 months	251,162	24 (21 – 25)	5.5 (4.9 – 6.1)	0.6 (0.51 – 0.69)	-0.0034 (-0.017–0.0079)	0.27 (0.2 – 0.34)
VAC INF A Year round Infants 2 months	617,724	34 (30 – 36)	13 (11 – 14)	1.3 (1.1 – 1.5)	0.006 (-0.026 – -0.028)	0.48 (0.35 – 0.63)
VAC 2-4 S Seasonal Toddlers 2-4 years	917,008	0.91 (0.74 – 1.1)	0.55 (0.44 – 0.71)	21 (19 – 22)	0.6 (0.43 – 0.79)	1.2 (1 – 1.5)
Seasonal Children 5-9 years VAC 5-9 S	2,046,820	-0.32 (-0.43 – -0.14)	0.19 (0.11 – 0.34)	1.3 (1 – 1.6)	13 (8.2 – 16)	3.1 (2.6 – 3.7)
VAC 5-14 S Seasonal Children 5-14 years	4,093,640	-0.96 (-1.2 – -0.6)	-0.017 (-0.18 – 0.25)	2 (1.5 – 2.5)	26 (23 – 28)	7.5 (6.1 – 8.9)

* Monoclonal antibody programmes replace current Palivizumab programme, all other programmes are in addition.

**Proportion averted relative to the status quo strategy of Palivizumab seasonally administered to very high risk infants <1mo

mAb: monoclonal antibodies; wga: weeks gestational age

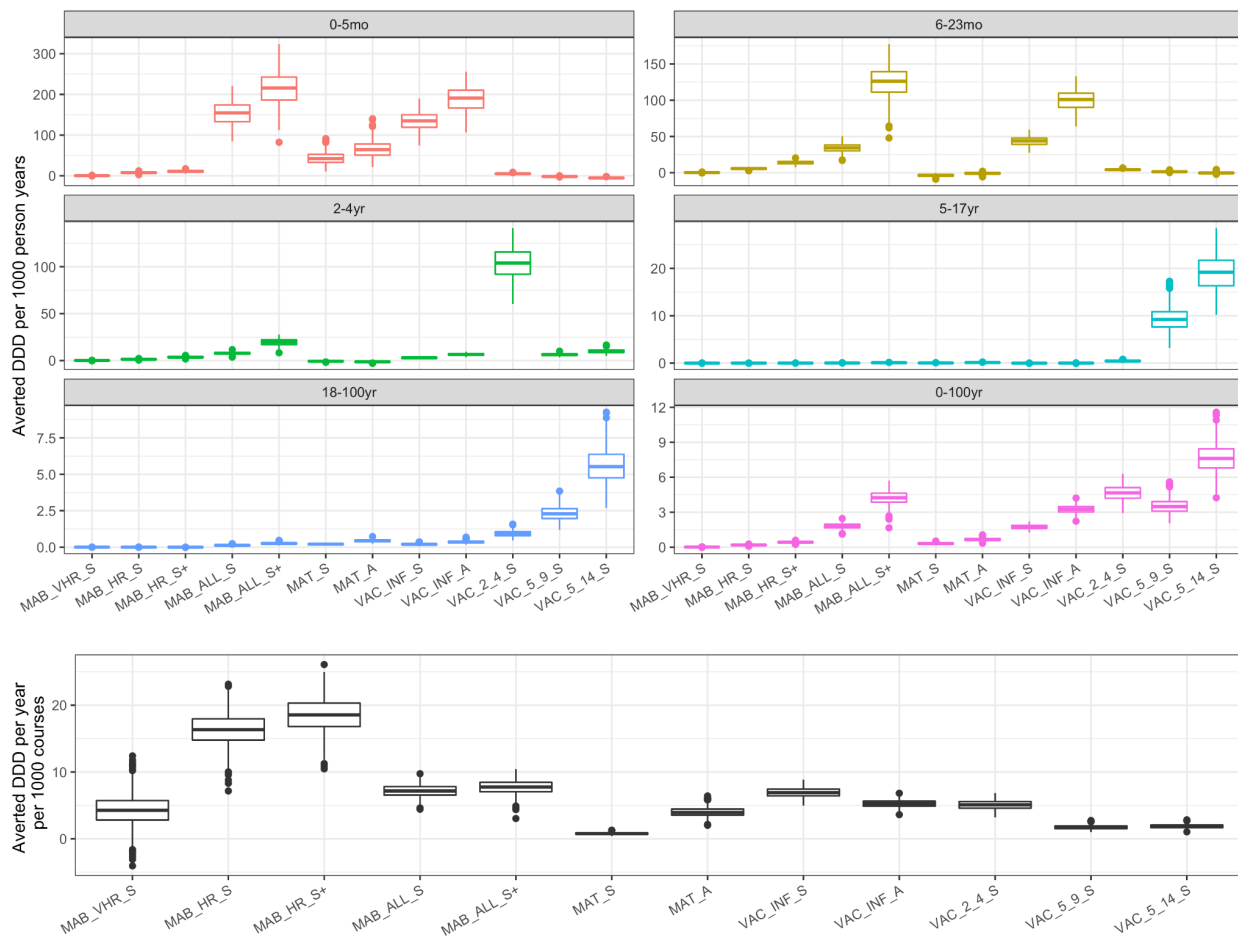


Figure 1: Averted defined daily doses of antibiotics for each of the monoclonal antibodies (MAB), maternal vaccination (MAT) and age-targeted vaccination (VAC) interventions under base case assumptions (upper panel). Efficiency of each of the strategies at averting defined daily doses of antibiotics (lower panel) under base case assumptions. Note the different y-axis scales.

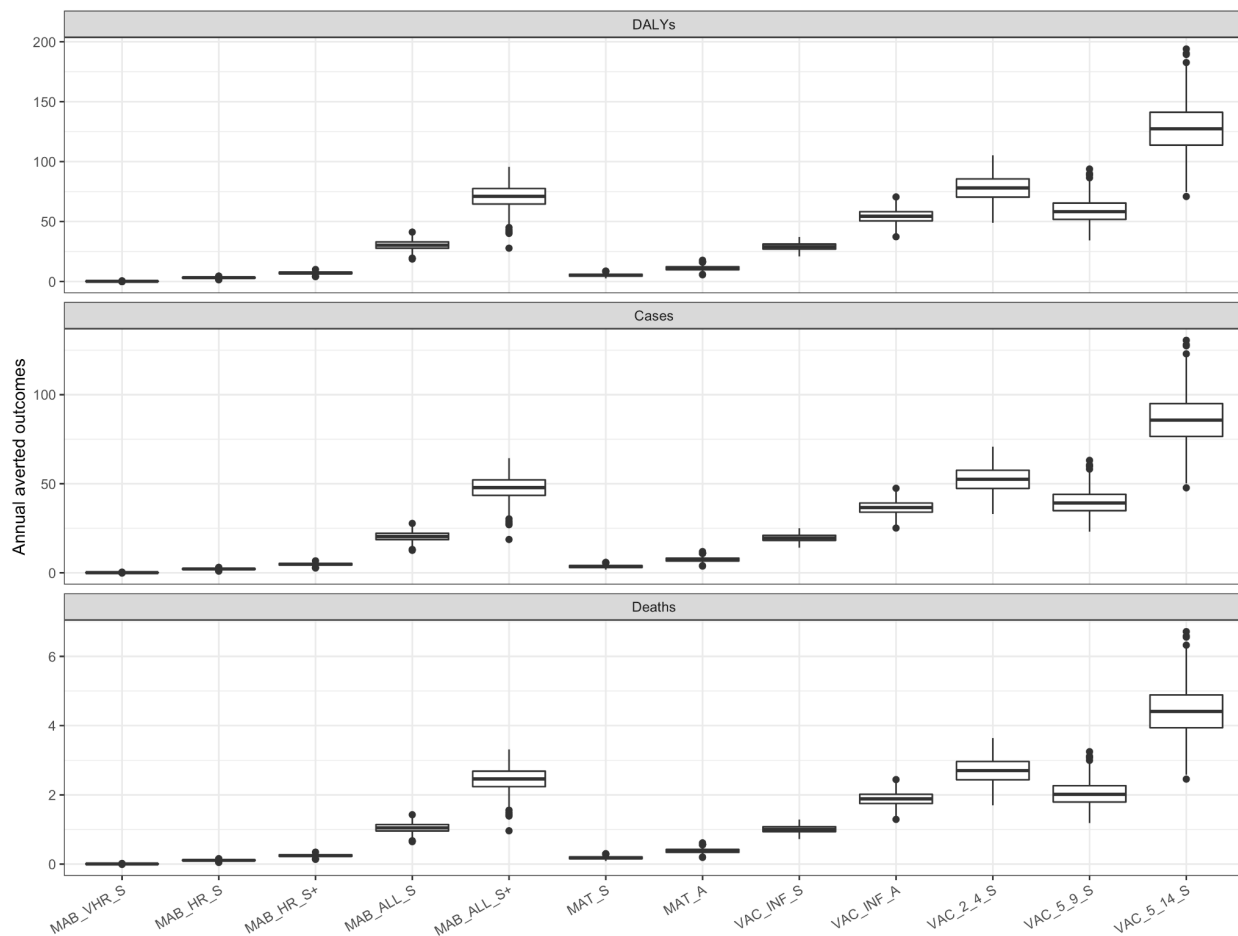


Figure 2: Population impact of the reduction in antibiotic prescribing for each of the monoclonal antibodies (MAB), maternal vaccination (MAT) and age-targeted vaccination (VAC) interventions under base case assumptions.

References

1. Review on Antimicrobial Resistance. Tackling Drug-resistant Infections Globally: Final Report and Recommendations. 2016. 80 p.
2. Atkins KE, Lipsitch M. Can antibiotic resistance be reduced by vaccinating against respiratory disease? *Lancet Respir Med*. 2018 Nov;6(11):820–1.
3. Buckley BS, Henschke N, Bergman H, Skidmore B, Klemm EJ, Villanueva G, et al. Impact of vaccination on antibiotic usage: a systematic review and meta-analysis. *Clin Microbiol Infect*. 2019 Oct;25(10):1213–25.
4. Shi T, McAllister DA, O'Brien KL, Simoes EAF, Madhi SA, Gessner BD, et al. Global, regional, and national disease burden estimates of acute lower respiratory infections due to respiratory syncytial virus in young children in 2015: a systematic review and modelling study. *Lancet*. 2017 Sep 2;390(10098):946–58.
5. Cromer D, van Hoek AJ, Newall AT, Pollard AJ, Jit M. Burden of paediatric respiratory syncytial virus disease and potential effect of different immunisation strategies: a modelling and cost-effectiveness analysis for England. *Lancet Public Health*. 2017 Aug;2(8):e367–74.
6. Taylor S, Taylor RJ, Lustig RL, Schuck-Paim C, Haguinet F, Webb DJ, et al. Modelling estimates of the burden of respiratory syncytial virus infection in children in the UK. *BMJ Open*. 2016 Jun 2;6(6):e009337.
7. Fitzpatrick T, Malcolm W, McMenamin J, Reynolds A, Guttmann A, Hardelid P. Community-Based Antibiotic Prescribing Attributable to Respiratory Syncytial Virus and Other Common Respiratory Viruses in Young Children: A Population-Based Time-series Study of Scottish Children. *Clin Infect Dis*. 2021 Jun 15;72(12):2144–53.
8. RSV Vaccine and mAb Snapshot [Internet]. [cited 2021 Oct 18]. Available from: <https://www.path.org/resources/rsv-vaccine-and-mab-snapshot/>
9. Hodgson D, Pebody R, Panovska-Griffiths J, Baguelin M, Atkins KE. Evaluating the next generation of RSV intervention strategies: a mathematical modelling study and cost-effectiveness analysis. *BMC Med*. 2020 Nov 18;18(1):348.
10. RSV Vaccine and mAb Snapshot [Internet]. [cited 2021 Oct 18]. Available from: <https://www.path.org/resources/rsv-vaccine-and-mab-snapshot/>
11. [No title] [Internet]. [cited 2021 Oct 29]. Available from: https://assets.publishing.service.gov.uk/government/uploads/system/uploads/attachment_data/file/458469/Green_Book_Chapter_27a_v2_0W.PDF
12. Pouwels KB, Hopkins S, Llewelyn MJ, Walker AS, McNulty CA, Robotham JV. Duration of antibiotic treatment for common infections in English primary care: cross sectional analysis and comparison with guidelines. *BMJ*. 2019 Feb 27;364:l440.

13. Chae C, Davies NG, Jit M, Atkins KE. Effect of Pediatric Influenza Vaccination on Antibiotic Resistance, England and Wales. *Emerg Infect Dis*. 2020 Jan;26(1):138–42.
14. Cassini A, Högberg LD, Plachouras D, Quattrocchi A, Hoxha A, Simonsen GS, et al. Attributable deaths and disability-adjusted life-years caused by infections with antibiotic-resistant bacteria in the EU and the European Economic Area in 2015: a population-level modelling analysis. *Lancet Infect Dis*. 2019 Jan;19(1):56–66.
15. Shrestha P, Cooper BS, Coast J, Oppong R, Do Thi Thuy N, Phodha T, et al. Enumerating the economic cost of antimicrobial resistance per antibiotic consumed to inform the evaluation of interventions affecting their use. *Antimicrob Resist Infect Control*. 2018 Aug 9;7:98.
16. Website [Internet]. Available from: <https://www.oecd.org/health/health-systems/#International-Comparisons-of-Health-Prices-and-Volumes-New-Findings.pdf>
17. Inflation calculator [Internet]. [cited 2021 Oct 28]. Available from: <https://www.bankofengland.co.uk/monetary-policy/inflation/inflation-calculator>
18. The R Project for Statistical Computing [Internet]. [cited 2021 Sep 28]. Available from: <https://www.R-project.org>
19. Turner C, Turner P, Cararra V, Lwe NE, Watthanaworawit W, Day NP, et al. A High Burden of Respiratory Syncytial Virus Associated Pneumonia in Children Less than Two Years of Age in a South East Asian Refugee Population [Internet]. Vol. 7, PLoS ONE. 2012. p. e50100. Available from: <http://dx.doi.org/10.1371/journal.pone.0050100>
20. de Kraker MEA, Lipsitch M. Burden of Antimicrobial Resistance: Compared to What? *Epidemiol Rev* [Internet]. 2021 Mar 12; Available from: <http://dx.doi.org/10.1093/epirev/mxab001>
21. Ellis SE, Coffey CS, Mitchel EF Jr, Dittus RS, Griffin MR. Influenza- and respiratory syncytial virus-associated morbidity and mortality in the nursing home population. *J Am Geriatr Soc*. 2003 Jun;51(6):761–7.
22. Caram LB, Brett Caram L, Chen J, William Taggart E, Hillyard DR, She R, et al. Respiratory Syncytial Virus Outbreak in a Long-Term Care Facility Detected Using Reverse Transcriptase Polymerase Chain Reaction: An Argument for Real-Time Detection Methods [Internet]. Vol. 57, *Journal of the American Geriatrics Society*. 2009. p. 482–5. Available from: <http://dx.doi.org/10.1111/j.1532-5415.2008.02153.x>
23. Meijboom MJ, Pouwels KB, Luytjes W, Postma MJ, Hak E. RSV vaccine in development: assessing the potential cost-effectiveness in the Dutch elderly population. *Vaccine*. 2013 Dec 16;31(52):6254–60.
24. Heikkinen T, Ojala E, Waris M. Clinical and Socioeconomic Burden of Respiratory Syncytial Virus Infection in Children. *J Infect Dis*. 2017 Jan 1;215(1):17–23.

25. Smithgall M, Maykowski P, Zachariah P, Oberhardt M, Vargas CY, Reed C, et al. Epidemiology, clinical features, and resource utilization associated with respiratory syncytial virus in the community and hospital. *Influenza Other Respi Viruses*. 2020 May;14(3):247–56.
26. Toivonen L, Karppinen S, Schuez-Havupalo L, Teros-Jaakkola T, Mertsola J, Waris M, et al. Respiratory syncytial virus infections in children 0-24 months of age in the community. *J Infect*. 2020 Jan;80(1):69–75.
27. Korsten K, Adriaenssens N, Coenen S, Butler C, Ravanfar B, Rutter H, et al. Burden of respiratory syncytial virus infection in community-dwelling older adults in Europe (RESCEU): an international prospective cohort study. *Eur Respir J [Internet]*. 2021 Apr;57(4). Available from: <http://dx.doi.org/10.1183/13993003.02688-2020>
28. Assink MDM, Kiewiet JP, Rozenbaum MH, Van den Berg PB, Hak E, Buskens EJ, et al. Excess drug prescriptions during influenza and RSV seasons in the Netherlands: potential implications for extended influenza vaccination. *Vaccine*. 2009 Feb 11;27(7):1119–26.
29. Domachowske JB, Khan AA, Esser MT, Jensen K, Takas T, Villafana T, et al. Safety, Tolerability and Pharmacokinetics of MEDI8897, an Extended Half-life Single-dose Respiratory Syncytial Virus Prefusion F-targeting Monoclonal Antibody Administered as a Single Dose to Healthy Preterm Infants. *Pediatr Infect Dis J*. 2018 Sep;37(9):886–92.
30. Griffin MP, Yuan Y, Takas T, Domachowske JB, Madhi SA, Manzoni P, et al. Single-Dose Nirsevimab for Prevention of RSV in Preterm Infants. *N Engl J Med*. 2020 Jul 30;383(5):415–25.
31. Novavax, Inc. Novavax Announces Topline Results from Phase 3 Prepare™ Trial of ResVax™ for Prevention of RSV Disease in Infants via Maternal Immunization [Internet]. Novavax, Inc. 2019 [cited 2021 Oct 14]. Available from: [https://www.globenewswire.com/news-release/2019/02/28/1744163/14446/en/Novavax-Announces-Topline-Results-from-Phase-3-Prepare™-Trial-of-ResVax-for-Prevention-of-RSV-Disease-in-Infants-via-Maternal-Immunization.html](https://www.globenewswire.com/news-release/2019/02/28/1744163/14446/en/Novavax-Announces-Topline-Results-from-Phase-3-Prepare-TM-Trial-of-ResVax-for-Prevention-of-RSV-Disease-in-Infants-via-Maternal-Immunization.html)
32. Baguelin M, Hoschler K, Stanford E, Waight P, Hardelid P, Andrews N, et al. Age-specific incidence of A/H1N1 2009 influenza infection in England from sequential antibody prevalence data using likelihood-based estimation. *PLoS One*. 2011 Feb 23;6(2):e17074.

APPENDIX

Sensitivity Analysis Results

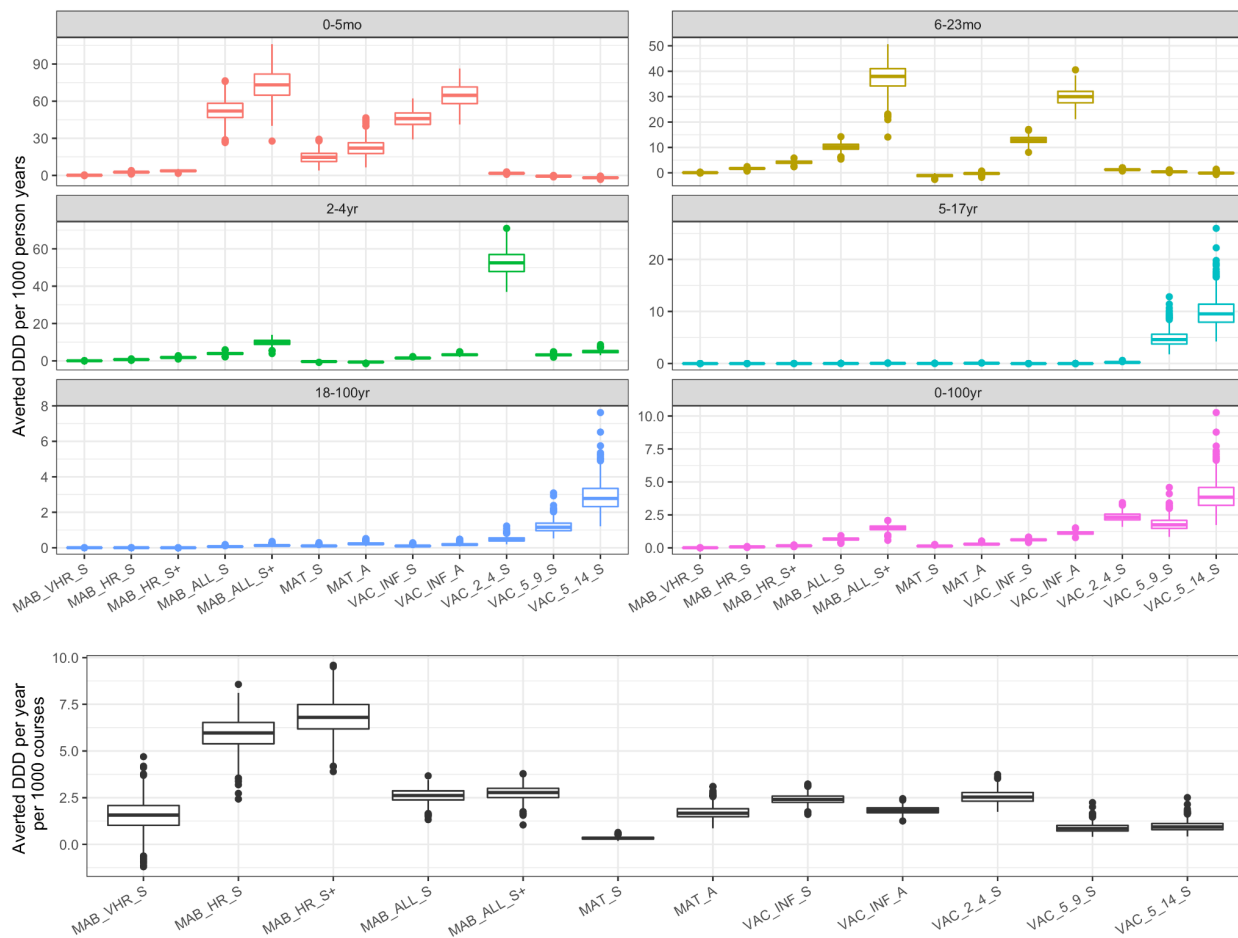


Figure S1: Sensitivity analysis (analysis B) of averted defined daily doses of antibiotics for each of the monoclonal antibodies (MAB), maternal vaccination (MAT) and age-targeted vaccination (VAC) interventions (upper panel), and efficiency of each of the strategies at averting defined daily doses of antibiotics (lower panel). Note the different y-axis scales.

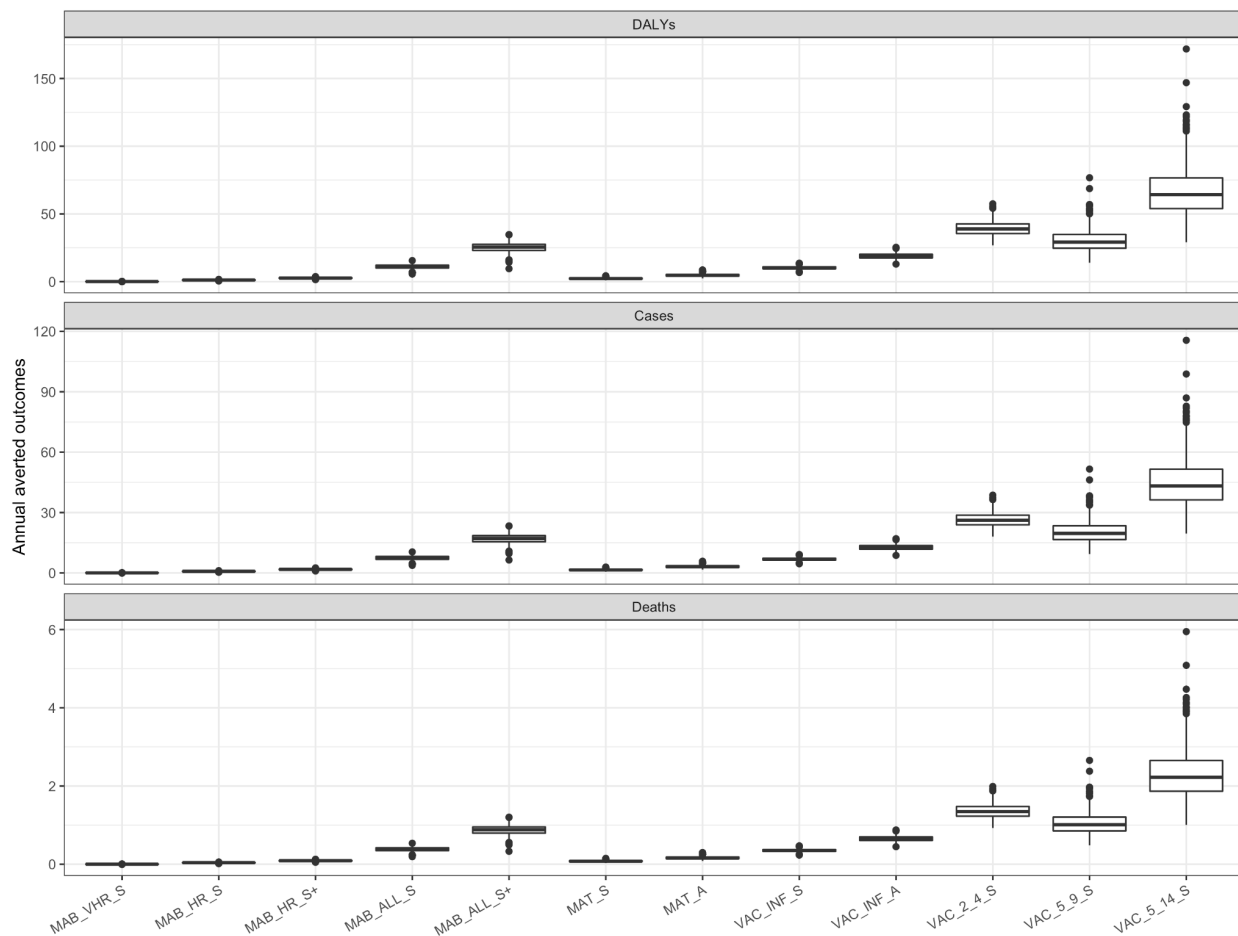


Figure S2: Sensitivity analysis (analysis B) for the population impact of the reduction in antibiotic prescribing for each of the monoclonal antibodies (MAB), maternal vaccination (MAT) and age-targeted vaccination (VAC) interventions.

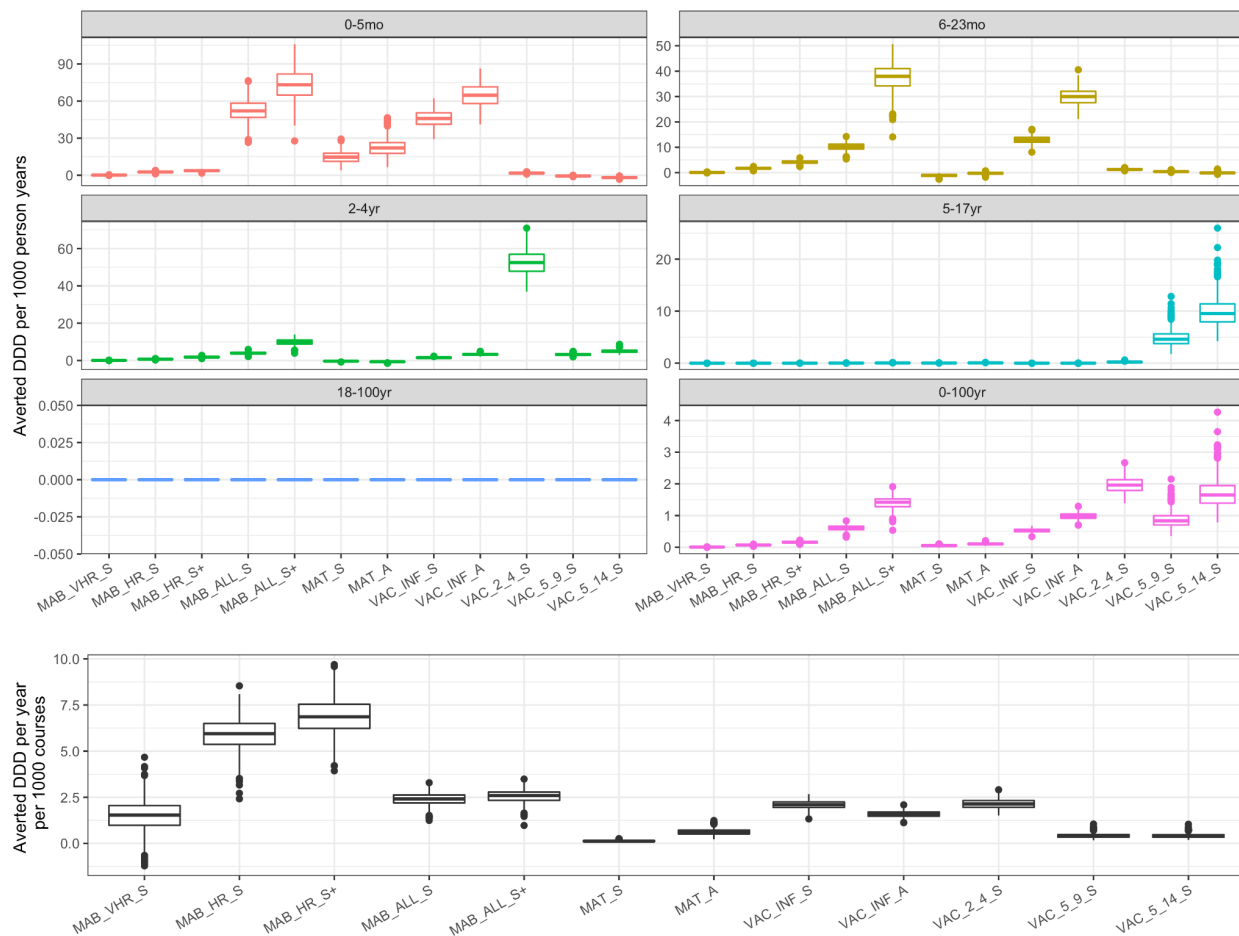


Figure S3: Sensitivity analysis (analysis C) of averted defined daily doses of antibiotics for each of the monoclonal antibodies (MAB), maternal vaccination (MAT) and age-targeted vaccination (VAC) interventions (upper panel), and efficiency of each of the strategies at averting defined daily doses of antibiotics (lower panel). Note the different y-axis scales.

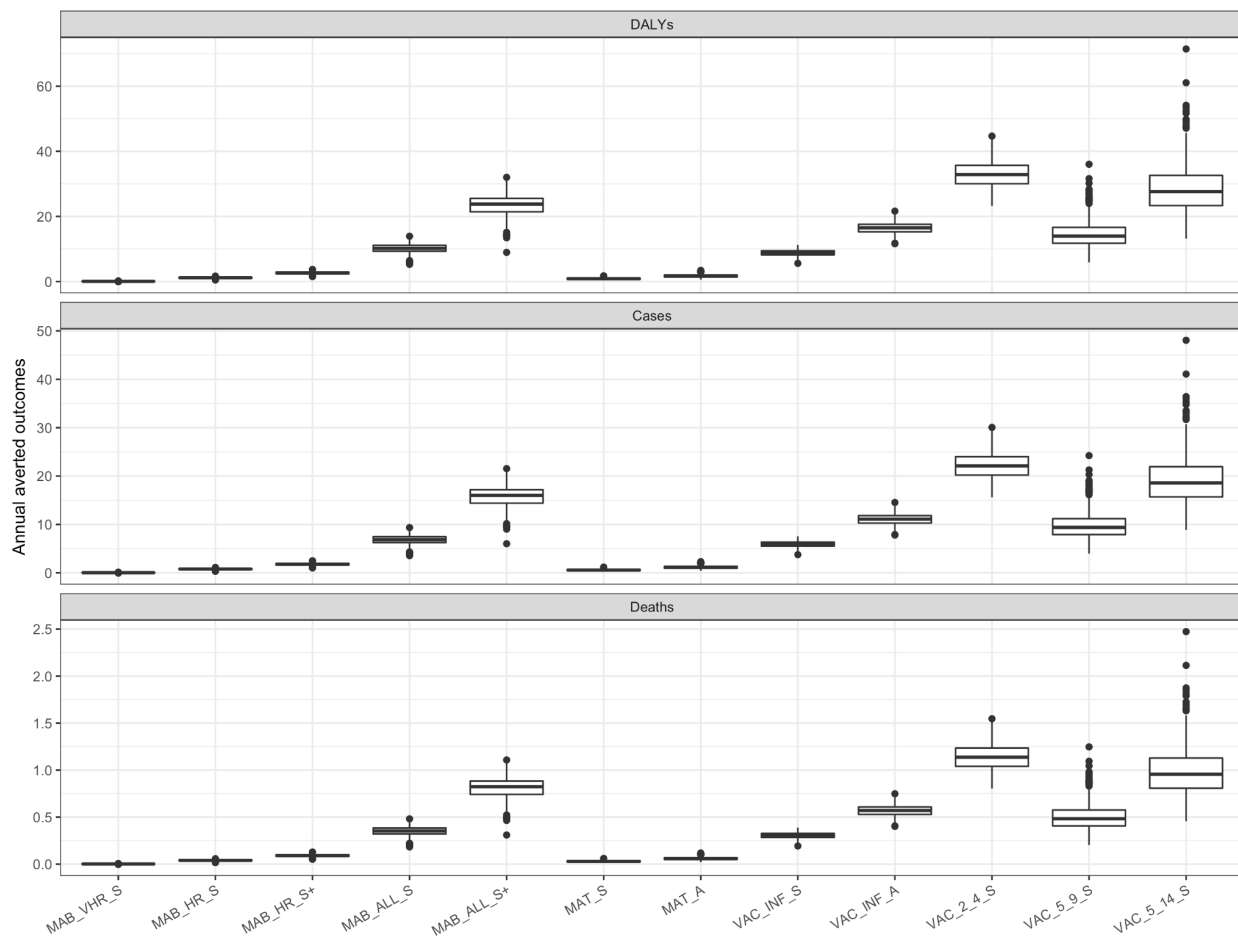


Figure S4: Sensitivity analysis (analysis C) for the population impact of the reduction in antibiotic prescribing for each of the monoclonal antibodies (MAB), maternal vaccination (MAT) and age-targeted vaccination (VAC) interventions.