

Fidaxomicin as first line: What will it cost in the USA and Canada?

Devangi Patel¹ PharmD, Julien Senecal¹ BSc, Brad Spellberg MD², Andrew M. Morris³ MD MSc, Lynora Saxinger⁴ MD, Brent W. Footer⁵ PharmD, Emily G. McDonald^{6,7} MD MSc, and Todd C. Lee^{6,7,8} MD MPH FIDSA

1. Faculty of Medicine and Health Sciences, McGill University, Montréal, Canada
2. Los Angeles County+University of Southern California Medical Center, Los Angeles, USA
3. Division of Infectious Diseases, Department of Medicine, Sinai Health, University Health Network, and University of Toronto, Toronto, Canada
4. Division of Infectious Diseases, Department of Medicine, University of Alberta, Edmonton, Canada
5. Providence Portland Medical Center, Portland, USA
6. Division of General Internal Medicine, Department of Medicine, McGill University Health Centre, Montréal, Canada
7. Clinical Practice Assessment Unit, Department of Medicine, McGill University Health Centre, Montréal, Canada
8. Division of Infectious Diseases, Department of Medicine, McGill University Health Centre, Montréal, Canada

Corresponding author:

Todd C. Lee MD MPH
1001 Decarie Blvd E5-1820
Montreal, QC
H4A3S1
Todd dot lee at mcgill dot ca
Fax: XXX-XXX-XXX

Word Counts:

Abstract: 383

Main text: 2294

References: 27

Figures: 3

Tables: 1

Abstract:

Importance:

Recent changes in the Infectious Diseases and Healthcare Epidemiology Societies of America (IDSA-SHEA) guidelines for managing *Clostridioides difficile* infections (CDI) have placed fidaxomicin as first-line treatment.

Objective:

To estimate the net cost of first line fidaxomicin compared to vancomycin in the American and Canadian healthcare systems and to estimate the price points at which fidaxomicin would become cost saving. In Canada, net costs were from the public payer perspective. In the US, costs were from a healthcare and payer perspective.

Data sources:

We identified all randomized controlled trials comparing fidaxomicin with vancomycin through the 2021 IDSA-SHEA guideline update. Medication costs were obtained from internet prices (US) and the Quebec drug formulary (Canada). The average cost of a CDI recurrence was established through a systematic review for each country.

Study selection:

For fidaxomicin efficacy, we included double-blind and placebo-controlled trials. For the systematic review of recurrence costs, studies were included if they were primary research articles, had a cost-analysis of CDI, included cases of recurrent CDI, and were calculated with cost parameters from American or Canadian healthcare systems. Studies were excluded if the population was solely pediatric or hospitalized.

Data extraction and Synthesis:

For the efficacy meta-analysis, data was pooled using a restricted maximal likelihood random effects model. For the cost review, the mean cost across identified studies was adjusted to reflect July 2022 dollars.

Main Outcomes and Measures:

The primary outcome of the meta-analysis was CDI recurrence at Day 40. The primary outcome of the systematic review was the average cost of a CDI recurrence in the American and Canadian healthcare systems. The objective was to estimate the net cost per recurrence prevented and the price point below which fidaxomicin would be cost saving to either the public payer (Canada) or the insurer (US).

Results:

The estimated mean system cost of a CDI recurrence was \$15147USD and \$8806CAD, respectively. At current drug pricing, to prevent one recurrence by using first line fidaxomicin over vancomycin would cost \$43904USD (95% CI \$35123-\$65856) and \$13,760CAD (95% CI \$11,008-\$20,640), respectively. The likelihood of fidaxomicin offering cost savings varies by country, with a 95% probability of fidaxomicin being cost saving if priced below \$1180USD or \$860CAD respectively.

Conclusions and Relevance:

An increased drug expenditure on fidaxomicin will not be offset through recurrence prevention unless the fidaxomicin price is negotiated.

Introduction:

Clostridioides difficile infection (CDI) is a major cause of healthcare-associated diarrhea in North America. It is estimated that in 2017 there were nearly 462,000 cases in the United States (US) and in 2012¹ there were approximately 37,900 cases in Canada². Of these, 15-20% represent recurrences. The prevention of incident and recurrent episodes of CDI is therefore an important public health goal. Several pharmacologic and nonpharmacologic interventions have been investigated as initial treatment, and more specifically, to reduce risk of recurrence. For much of the twenty-first century, the recommended initial treatment of CDI has been oral metronidazole or vancomycin. In 2011, fidaxomicin was first demonstrated to be non-inferior to oral vancomycin for clinical cure³. This has ultimately been shown in 2 of 3 double-blind, randomized, placebo-controlled trials^{3,4}, with all 3 providing evidence of a reduced risk of recurrence at day 40³⁻⁵. However, recommendations for fidaxomicin as first line therapy have lagged in guidelines and formulary uptake has been slow, presumably due to fidaxomicin's higher cost. Issues surrounding affordability were highlighted in the 2017 Infectious Diseases and Healthcare Epidemiology Societies of America (IDSA-SHEA) guidelines⁶ and in the 2018 Association of Medical Microbiology and Infectious Diseases of Canada (AMMI) guidelines⁷. Now more than a decade since the initial trial was published, the 2021 update to the IDSA-SHEA *C. difficile* guidelines recommended fidaxomicin as first line therapy for all patients⁸. At the current pricing, treating all American and Canadian patients with fidaxomicin would cost an estimated \$2.79 billion US dollars (USD) and \$60 million Canadian dollars (CAD) per year, respectively. Whether the reduction of recurrent CDI will offset the higher up-front cost of fidaxomicin is unknown. We sought to estimate: 1) the net (added) cost of first line use of fidaxomicin required to prevent a recurrence as compared to oral vancomycin and compare this with 2) the cost of a CDI recurrence so that we could determine 3) the price point where a treatment course with fidaxomicin becomes cost saving.

Methods:

To estimate the comparative efficacy of fidaxomicin vs. vancomycin we conducted a meta-analysis of the three double blind, placebo-controlled, randomized controlled trials identified by IDSA-SHEA⁸ wherein fidaxomicin was compared head-to-head with vancomycin³⁻⁵. We excluded a fourth open-label trial which compared a longer total duration of fidaxomicin (30-days vs. 10-days in all other included studies)⁹. We examined the primary outcome of CDI recurrence at day 40, which was the longest common duration reported and meta-analyzed the risk ratio with 95% confidence intervals using a restricted maximum likelihood random effects model in STATA v. 17 (StataCorp LP). Using the overall control event rate as the expected

baseline rate of recurrence, we then estimated the absolute risk difference, number needed to treat and associated 95% confidence intervals.

We obtained the lowest estimates for the American drug costs from GoodRx (fidaxomicin)¹⁰ and CostPlusDrugs (vancomycin)¹¹. We obtained the Canadian drug costs from the Quebec formulary¹² (the province with the highest rate of CDI). A 10-day course of fidaxomicin was estimated to cost \$4452USD and \$1,584 CAD, and that of vancomycin at \$61USD (capsules) and \$208 CAD (capsules). It is noted that some jurisdictions use the IV formulation as a PO treatment with consequent lower costs, but our comparison is based on commercial products. The difference in estimated costs and the NNT were used to calculate the additional cost per recurrence prevented.

We estimated the cost of a CDI recurrence in USD and CAD through a systematic review of the literature. In the US, we assumed cost would be to an insurer and/or patient, and in Canada, to the public payer. We searched PubMed on July 10, 2022, with the search terms described in the Supplement. We included studies that were primary research articles, contained a cost-analysis of CDI, included cases of recurrent CDI, and were calculated with cost parameters based on the American or Canadian healthcare systems. Studies were excluded if the population studied was solely pediatric or hospitalized patients. References for all included studies were examined for additional applicable studies. Screening and data extraction was performed in duplicate (DP, JS, and TCL) with disagreement resolved by consensus. All costs were converted to May 2022 dollars using the Consumer Price Index Inflation Calculator¹³ (USD) and Bank of Canada Inflation Calculator¹⁴ (CAD) respectively. Across included studies, the average 2022-dollar cost was calculated and used for the analysis. We extracted the cost perspective that was examined in each of the included studies (e.g., public payer, traditional insurers, patient, societal, Medicare, Medicaid or third-party payer).

Finally, we calculated the probability of various effect sizes from the baseline recurrence rate and 95% confidence interval associated with the relative risk. We then identified how probable it was, at a specified price for fidaxomicin (rounded down to nearest \$10), that the total cost of treating all patients with fidaxomicin relative to vancomycin would be offset by the cost savings from preventing recurrences (probability of cost equivalence). We created scatter plots of the probability of cost equivalence as a function of fidaxomicin price. For visualization purposes, a smooth line of best fit was generated with *curvefit*¹⁵ for STATA using a rational estimator.

Results:

Fidaxomicin effectiveness:

The overall relative risk for recurrence with 10 days of fidaxomicin vs. 10 days of vancomycin was 0.58 (95% CI 0.46-0.74; Figure 1). This corresponds to an absolute risk reduction of 10.8% (95% CI 6.7% - 14%) or a NNT of 10 (95% CI 8-15). At the current fidaxomicin and

vancomycin prices, the estimated additional cost to prevent one recurrence in the USA was estimated as \$43904USD (95%CI \$35123-\$65856) and in Canada this was estimated at \$13,760CAD (95%CI \$11,008-\$20,640).

Cost of recurrence:

The results of the systematic literature review for the cost of a CDI recurrence in the American and Canadian healthcare systems are presented in Table 1. Additional descriptions of each included study are in the Supplement. For the USA, the initial search for the cost of a CDI recurrence yielded 786 results. Of these results, 110 articles were selected for further review. Of the 110 articles, 13 were reviews or meta-analyses, 36 included only hospitalized patients, 50 did not calculate the cost of a recurrent CDI episode, 3 included only a pediatric population, and 1 was based in the US. The 7 remaining articles were retained for the final analysis¹⁶⁻²². One article was subsequently excluded because it calculated the 12-month all-cause medical costs (as opposed to the attributable cost) of patients with recurrent CDI episodes²². Additionally, Luo et al. calculated the cost of recurrent CDI based on differing treatment strategies; the cost of the treatment with fidaxomicin was excluded from the overall average¹⁶.

The search for the cost of a recurrence in Canada yielded 123 results, of which 18 articles were reviewed based on the title and abstract. Of these 18 studies, 14 studies were excluded: 5 studies did not include cases of recurrent CDI, 4 studies did not measure the cost of CDI, 4 studies were literature reviews, and 1 study measured the cost of readmission to hospital due to CDI without specifying if it was for first episode or recurrence. Four remaining studies included cases of recurrent or relapsed CDI and their cost^{2,23-25}. One study that included cases of recurrent CDI was subsequently excluded as it presented the cost in median (\$1812CAD), not mean values²⁵. This left 3 studies that were included in the Canadian analysis for the cost of recurrence.

The estimated mean 2022 systemic costs for a recurrence of CDI in the American and Canadian healthcare systems respectively were \$15147USD and \$8806CAD. In the US, cost perspectives included payer and healthcare system perspectives, calculated using Medicare, third-party payers, and traditional insurers. In Canada, all studies reported costs based on a public payer perspective.

Cost equivalence:

With respect to the US, at the quoted price for 10 days of fidaxomicin and for 10 days of vancomycin capsules, there is a 0% chance that fidaxomicin will be cost equivalent by preventing the next CDI recurrence (Figure 2). At a price of approximately \$1690 [\$1630 more than the current cost of 10-day course of vancomycin] the probability of cost equivalence rises to 50% and at approximately \$1180 [\$1020 more than vancomycin] the probability rises to 95%. Therefore, fidaxomicin is very likely to be cost saving if priced below \$1180 in the US.

For Canada, at the current 10-day price of \$1,580 CAD for fidaxomicin and \$208 CAD for vancomycin, there is less than a 0.25% chance that fidaxomicin will be cost equivalent by preventing the next CDI recurrence (Figure 3). Reducing fidaxomicin price to approximately \$1,150 CAD [\$950 more than the current cost of a 10-day course of vancomycin] the probability of cost equivalence rises to 50% and at approximately \$860 CAD [\$660 more than vancomycin] the probability rises to 95%. In Canada, at any price below \$860 CAD, fidaxomicin is likely to be cost saving.

Discussion:

From our detailed review of the literature and associated calculations, we found that for both the US and Canada, the use of fidaxomicin as first-line treatment for CDI will cost substantially more to both the public payer in Canada and to US payers compared with potential cost savings through recurrence reduction. We identified price-points of approximately \$1180 USD and \$860 CAD at or below which the use of fidaxomicin is highly probable to be cost equivalent or cost saving. Despite double-blind randomized placebo-controlled trial evidence that 10 days of fidaxomicin is superior to 10 days of vancomycin for the secondary outcome of prevention of first recurrence at day 40, this efficacy has not translated into a meaningful uptake of fidaxomicin which we hypothesize is due to this very high financial impact. In Canada, individual provinces have their own drug plans, and negotiation with the manufacturer to obtain a more cost-equivalent price point is possible, which could facilitate a financially viable practice change. In the US, such negotiations are generally currently permitted by Medicare by law; however, negotiation of pricing could save the US billions per year for all drugs, including fidaxomicin²⁶. Individual US insurance companies, particularly ones with large formulary budgets may have negotiating power to reduce costs.

This analysis has several limitations. At the current price of fidaxomicin, any strategy that increases the efficacy of vancomycin, for example, the use of an up-front decreasing dose taper to prevent recurrence ([NCT04138706](#)), would impact our results and would require recalculation. We have presented a best-case scenario for fidaxomicin by comparing it to a 10-day course of vancomycin. Furthermore, the efficacy of fidaxomicin to prevent recurrence at day 56 (the IDSA-SHEA definition of recurrence), or day 90, was not studied in the randomized trials. Up to 31% of recurrences may happen after day 42²⁷ and there is no RCT data to allow comparisons including delayed recurrences. Fidaxomicin treatment outcomes have not been properly studied in patients with multiple recurrences, but it is possible that preventing the first recurrence could reduce the risk of subsequent recurrence and therefore be more attractive. Also, US drug prices are not fully transparent, and the costs borne to different parts of the system (patient, insurance company, hospitals/facilities) are often unclear. We used publicly available data to estimate the costs, but these costs may not reflect the costs to each party. Finally, further reducing the cost of vancomycin through the compounding of generic IV vancomycin into liquid

form or reducing the cost of other formulations would increase the break-even price of fidaxomicin.

The estimation of CDI recurrence cost through systematic review for each country also has some limitations. The articles from the US had differing cost perspectives, with half the articles having a payer perspective while the other half had a healthcare perspective. The time frame of both Canadian and US studies also differed, ranging from 6 weeks of a recurrence to up to 12 months from a recurrence, with some studies having an unspecified time frame.

A strength of our study is the use of a meta-analytic assessment of the effect size for fidaxomicin from all the placebo-controlled trials, coupled with a systematic estimate of recurrence costs to produce a practical and easily understood comparison. Comparing additional drug costs vs. an estimate of the cost of a recurrence is a different analytic perspective than that cost per quality adjusted life-year point of view. Previous cost-effectiveness studies have been done, most showing a trivial fractional difference (e.g., 0.03) in quality-adjusted life-years (QALYs). More fundamentally, cost-effectiveness is not the same as cost saving. Cost-effectiveness measures, including cost per QALY and cost per incremental cost effectiveness ratio (ICER), assess added costs by a subjectively perceived threshold of value. Often this is contextualized against the historical price for a year of hemodialysis, which is lifesaving. However, hospitals, patients, and governments do not have unlimited budgets and most treatments are not a crucially lifesaving as hemodialysis. Even if an intervention is perceived as valuable, if the cost is unsustainable, cost-effectiveness may be irrelevant whereas cost-equivalence or cost-saving compared to current effective therapies are always relevant.

CDI causes a major burden to health systems worldwide and reduction of recurrence has value. Yet, health system sustainability requires thoughtful assessment of both current and future costs and benefits. At current pricing, a switch to first line fidaxomicin will cost billions of excess healthcare dollars to Canadian and US payers and based on this analysis these costs will not be recouped through the reduction of recurrent CDI. Assuming vancomycin costs remain the same, and until additional trials of novel vancomycin dosing strategies are available, a reduction of the cost of fidaxomicin to below \$1180USD and \$860CAD respectively would support a substantial change to fidaxomicin prescribing practices.

Acknowledgements

TCL and EGM receive research salary support from the Fonds de Recherche du Québec – Santé.

Conflicts of Interest

EGM and TCL are principal investigators on a Canadian Institutes of Health Research Funded clinical trial looking at alternative vancomycin dosing strategies for the first episode of *C. difficile*.

CRedit author statement

Conceptualization - TCL, DP; Methodology - TCL; Validation - TCL, DP; Formal Analysis - TCL, DP; Investigation - TCL, DP, JS; Resources - TCL; Data Curation - TCL, DP, JS; Writing - Original Draft - DP, EGM, TCL, JS; Writing - Review and Editing - All authors; Visualization - DP, TCL; Supervision - TCL; Project administration - TCL.

Table 1: Summary of CDI recurrence cost by study

Study	Recurrence Cost	May 2022 dollars	Cost perspectives
United States			
McFarland et al. ²¹ , 1999	\$1914	\$3405.08	Healthcare perspective; costs obtained from medical billing records and laboratory charges
Desai et al. ¹⁸ , 2016	\$9501.74	\$11722.81	Healthcare perspective; study used societal perspective however indirect costs (productivity loss) were excluded from present analysis
Rodrigues et al. ¹⁷ , 2017	\$34104	\$41049.68	Payer perspective; most cost values obtained from Centers for Medicare and Medicaid Services, with hospitalization cost from Healthcare Cost Utilization Project Nationwide Inpatient Sample (all-payer hospitalization database)
Zilberberg et al. ²⁰ , 2017	\$12043	\$14495.70	Payer perspective; costs measured as Medicare payments
Zhang et al. ¹⁹ , 2018	\$10580	\$12476.42	Healthcare perspective; total healthcare costs were calculated as amount paid by primary and secondary insurers and by patients (i.e., copayment and deductibles) across all claims
Luo et al. ¹⁶ , 2020	\$6826	\$7734.25	Modified third-party payer's perspective (included costs of medications, hospitalizations, and any procedures)
Canada			
Wagner et al. ²⁴ , 2014	\$8250.05	\$9961.71	Public payer perspective
Levy et al. ² , 2015	\$8157.89	\$9765.04	Public payer perspective; study used a societal perspective however indirect costs were excluded from present analysis
Lapointe-Shaw et al. ²³ , 2016	Metronidazole:\$5386 Vancomycin:\$5929 Mean cost:\$5657.50	Metronidazole:\$6351.97 Vancomycin:\$6692.35 Mean cost:\$6672.16	Public payer perspective

Figure 1 - Forest Plot of Fidaxomicin Randomized Controlled Trials Risk of Recurrent CDI

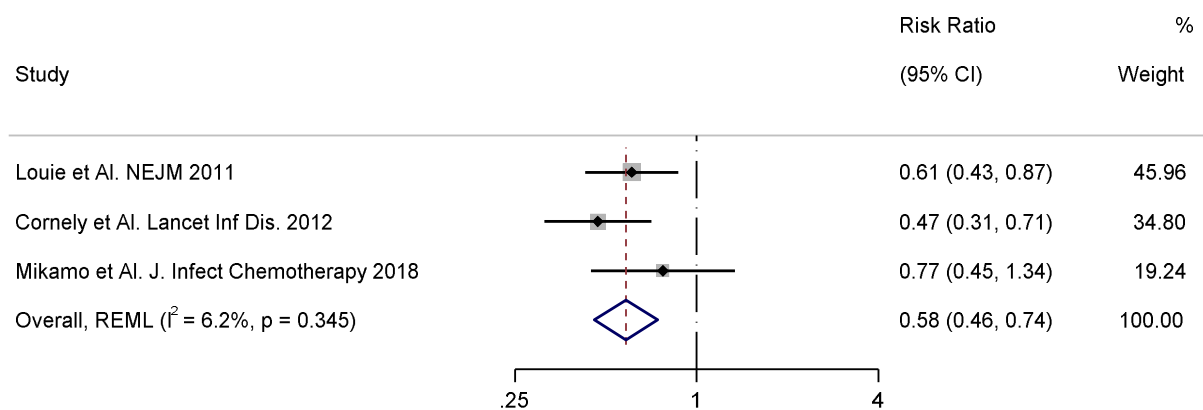


Figure 2 - Probability of Fidaxomicin Cost Equivalence - USA

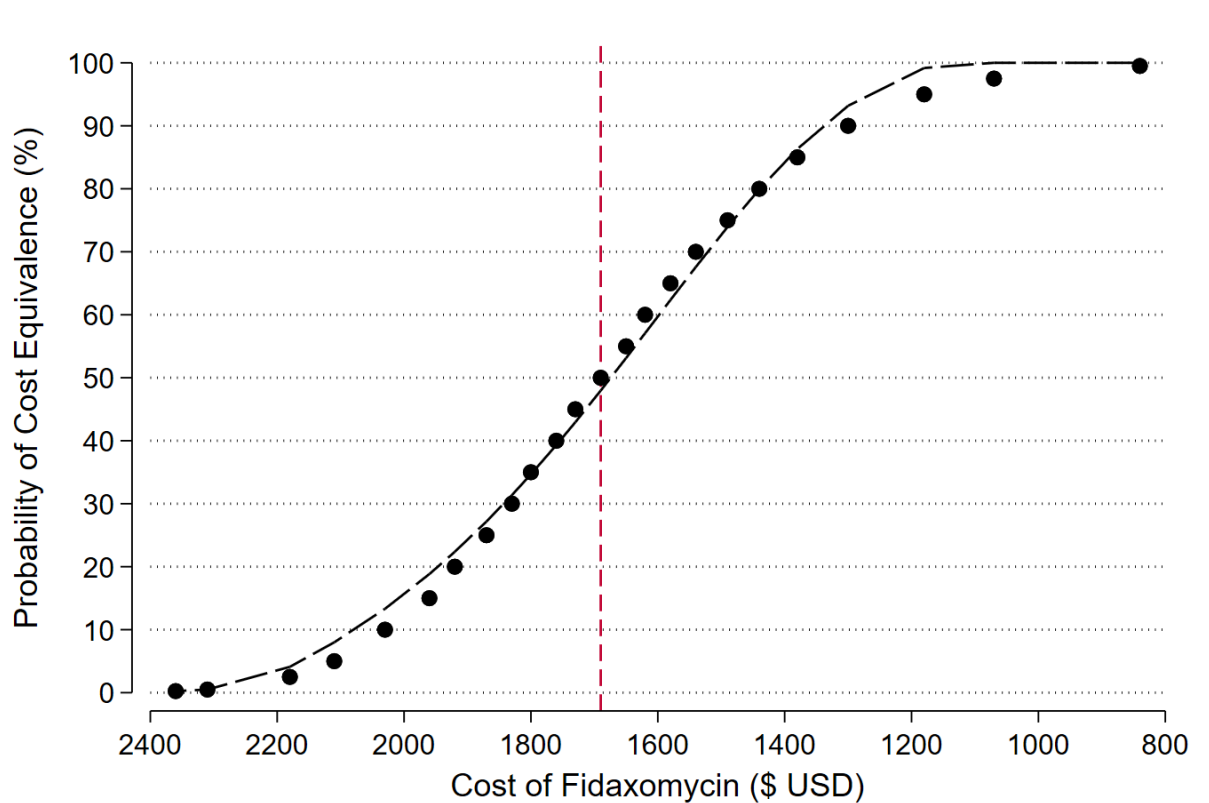
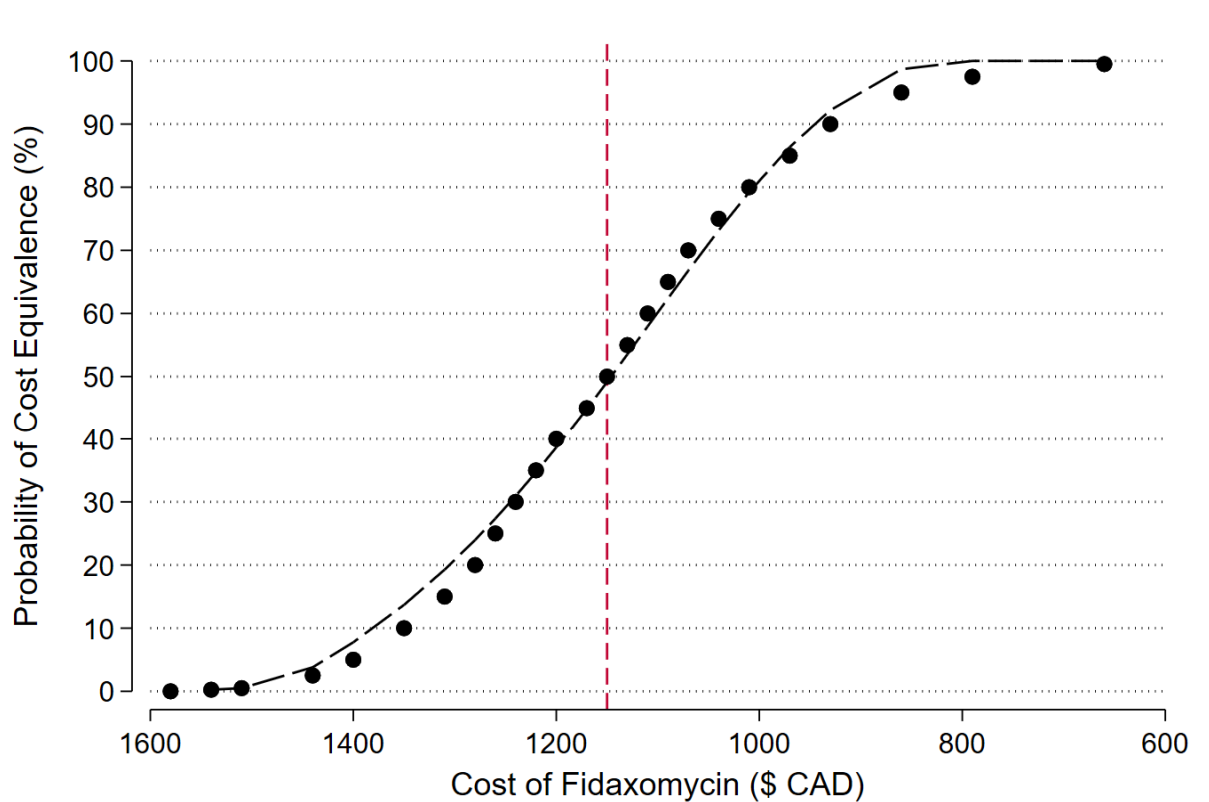


Figure 3 - Probability of Fidaxomicin Cost Equivalence- Canada

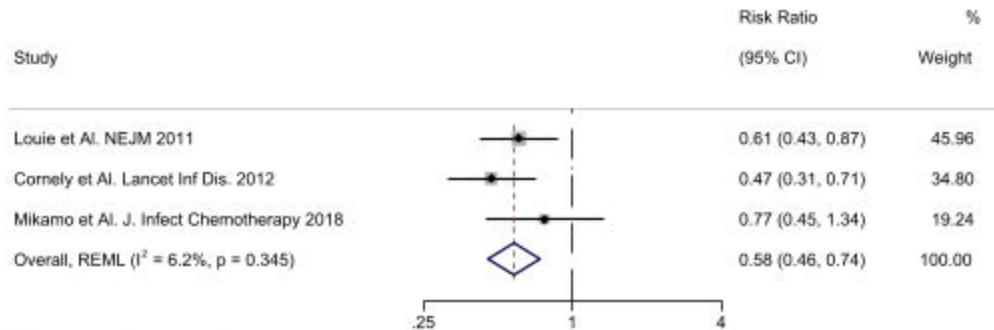


References:

1. Guh AY, Mu Y, Winston LG, et al. Trends in U.S. Burden of *Clostridioides difficile* Infection and Outcomes. *New England Journal of Medicine*. 2020;382(14):1320-1330. doi:10.1056/NEJMoa1910215
2. Levy AR, Szabo SM, Lozano-Ortega G, et al. Incidence and Costs of *Clostridium difficile* Infections in Canada. *Open Forum Infect Dis*. 2015;2(3):ofv076. doi:10.1093/ofid/ofv076
3. Louie TJ, Miller MA, Mullane KM, et al. Fidaxomicin versus vancomycin for *Clostridium difficile* infection. *N Engl J Med*. 2011;364(5):422-431. doi:10.1056/NEJMoa0910812
4. Cornely OA, Crook DW, Esposito R, et al. Fidaxomicin versus vancomycin for infection with *Clostridium difficile* in Europe, Canada, and the USA: a double-blind, non-inferiority, randomised controlled trial. *Lancet Infect Dis*. 2012;12(4):281-289. doi:10.1016/S1473-3099(11)70374-7
5. Mikamo H, Tateda K, Yanagihara K, et al. Efficacy and safety of fidaxomicin for the treatment of *Clostridioides (Clostridium) difficile* infection in a randomized, double-blind, comparative Phase III study in Japan. *J Infect Chemother*. 2018;24(9):744-752. doi:10.1016/j.jiac.2018.05.010
6. McDonald LC, Gerding DN, Johnson S, et al. Clinical Practice Guidelines for *Clostridium difficile* Infection in Adults and Children: 2017 Update by the Infectious Diseases Society of America (IDSA) and Society for Healthcare Epidemiology of America (SHEA). *Clinical Infectious Diseases*. 2018;66(7):e1-e48. doi:10.1093/cid/cix1085
7. Loo VG, Davis I, Embil J, et al. Association of Medical Microbiology and Infectious Disease Canada treatment practice guidelines for *Clostridium difficile* infection. *Journal of the Association of Medical Microbiology and Infectious Disease Canada*. Published online June 29, 2018. doi:10.3138/jammi.2018.02.13
8. Johnson S, Lavergne V, Skinner AM, et al. Clinical Practice Guideline by the Infectious Diseases Society of America (IDSA) and Society for Healthcare Epidemiology of America (SHEA): 2021 Focused Update Guidelines on Management of *Clostridioides difficile* Infection in Adults. *Clinical Infectious Diseases*. 2021;73(5):e1029-e1044. doi:10.1093/cid/ciab549
9. Guery B, Menichetti F, Anttila VJ, et al. Extended-pulsed fidaxomicin versus vancomycin for *Clostridium difficile* infection in patients 60 years and older (EXTEND): a randomised, controlled, open-label, phase 3b/4 trial. *Lancet Infect Dis*. 2018;18(3):296-307. doi:10.1016/S1473-3099(17)30751-X
10. Fidaxomicin Prices, Coupons & Savings Tips. GoodRx. Accessed July 5, 2022. <https://www.goodrx.com/fidaxomicin>
11. Medications Details | Mark Cuban Cost Plus Drug Company. Accessed July 5, 2022. <https://costplusdrugs.com/medications/vancomycin-125mg-capsule/>

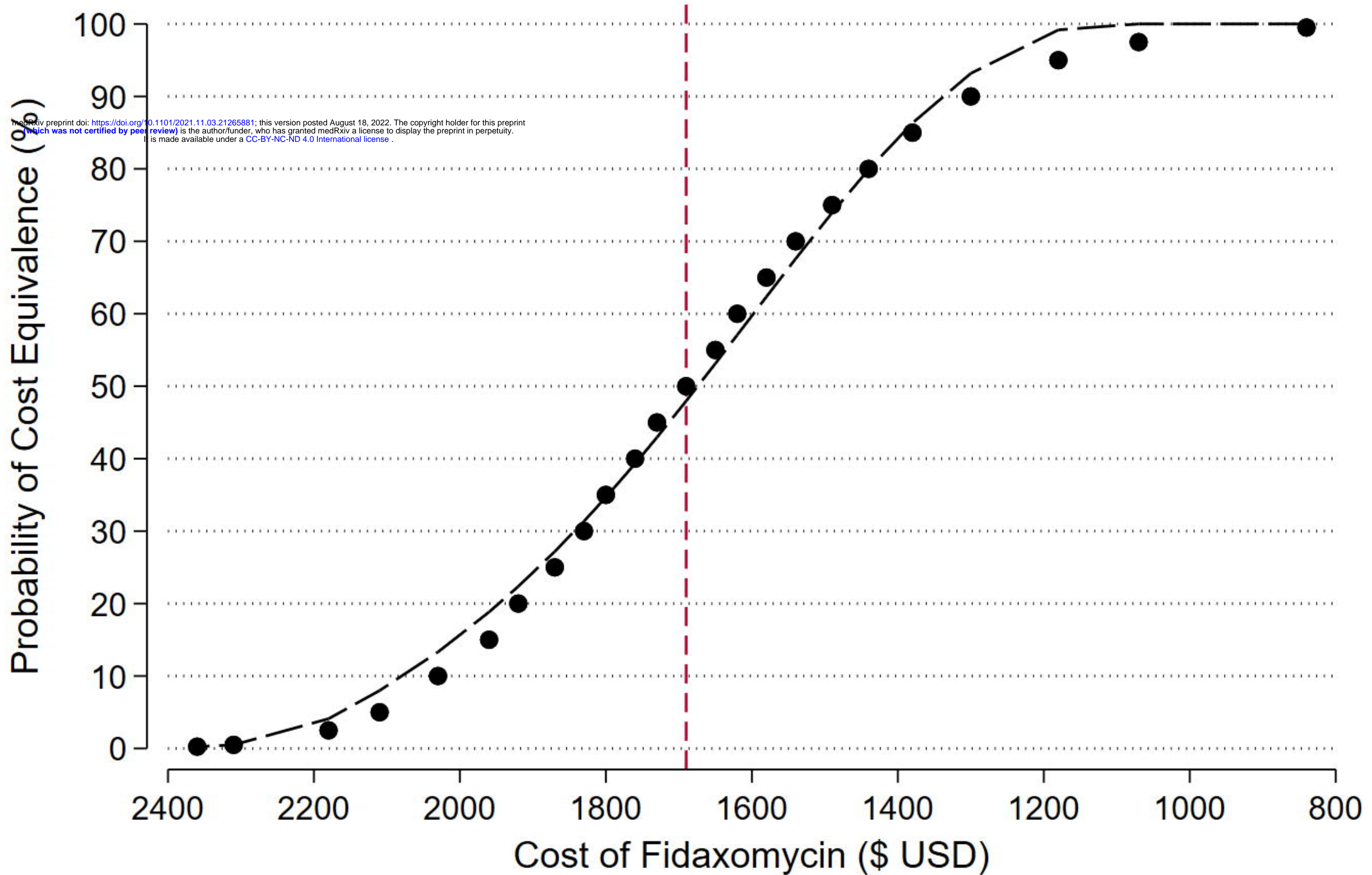
12. Régie de l'assurance maladie du Québec (RAMQ). List of medications, May 26, 2022. List of medications, May 26, 2022. Published May 26, 2022. Accessed July 5, 2022. <https://www.ramq.gouv.qc.ca/en/media/12091>
13. U.S. Bureau of Labor Statistics. CPI Inflation Calculator. Accessed October 27, 2021. https://www.bls.gov/data/inflation_calculator.htm
14. Bank of Canada. Inflation Calculator. Accessed October 27, 2021. <https://www.bankofcanada.ca/rates/related/inflation-calculator/>
15. Wei L. *CURVEFIT: Stata Module to Produces Curve Estimation Regression Statistics and Related Plots between Two Variables for Alternative Curve Estimation Regression Models*. Boston College Department of Economics; 2020. Accessed October 27, 2021. <https://ideas.repec.org/c/boc/bocode/s457136.html>
16. Luo Y, Lucas AL, Grinspan AM. Fecal Transplants by Colonoscopy and Capsules Are Cost-Effective Strategies for Treating Recurrent Clostridioides difficile Infection. *Dig Dis Sci*. 2020;65(4):1125-1133. doi:10.1007/s10620-019-05821-1
17. Rodrigues R, Barber GE, Ananthakrishnan AN. A Comprehensive Study of Costs Associated With Recurrent Clostridium difficile Infection. *Infect Control Hosp Epidemiol*. 2017;38(2):196-202. doi:10.1017/ice.2016.246
18. Desai K, Gupta SB, Dubberke ER, Prabhu VS, Browne C, Mast TC. Epidemiological and economic burden of Clostridium difficile in the United States: estimates from a modeling approach. *BMC Infect Dis*. 2016;16:303. doi:10.1186/s12879-016-1610-3
19. Zhang D, Prabhu VS, Marcella SW. Attributable Healthcare Resource Utilization and Costs for Patients With Primary and Recurrent Clostridium difficile Infection in the United States. *Clin Infect Dis*. 2018;66(9):1326-1332. doi:10.1093/cid/cix1021
20. Zilberberg MD, Shorr AF, Jesdale WM, Tjia J, Lapane K. Recurrent Clostridium difficile infection among Medicare patients in nursing homes: A population-based cohort study. *Medicine (Baltimore)*. 2017;96(10):e6231. doi:10.1097/MD.00000000000006231
21. McFarland LV, Surawicz CM, Rubin M, Fekety R, Elmer GW, Greenberg RN. Recurrent Clostridium difficile disease: epidemiology and clinical characteristics. *Infect Control Hosp Epidemiol*. 1999;20(1):43-50. doi:10.1086/501553
22. Feuerstadt P, Stong L, Dahdal DN, Sacks N, Lang K, Nelson WW. Healthcare resource utilization and direct medical costs associated with index and recurrent Clostridioides difficile infection: a real-world data analysis. *J Med Econ*. 2020;23(6):603-609. doi:10.1080/13696998.2020.1724117
23. Lapointe-Shaw L, Tran KL, Coyte PC, et al. Cost-Effectiveness Analysis of Six Strategies to Treat Recurrent Clostridium difficile Infection. *PLoS One*. 2016;11(2):e0149521. doi:10.1371/journal.pone.0149521
24. Wagner M, Lavoie L, Goetghebeur M. Clinical and economic consequences of vancomycin and fidaxomicin for the treatment of Clostridium difficile infection in Canada. *Can J Infect Dis Med Microbiol*. 2014;25(2):87-94. doi:10.1155/2014/793532

25. Singh H, Nugent Z, Walkty A, et al. Direct cost of health care for individuals with community associated Clostridium difficile infections: A population-based cohort study. *PLoS One*. 2019;14(11):e0224609. doi:10.1371/journal.pone.0224609
26. Mulcahy AW, Schwam D, Rao P, Rennane S, Shetty K. Estimated Savings From International Reference Pricing for Prescription Drugs. *JAMA*. 2021;326(17):1744-1745. doi:10.1001/jama.2021.13338
27. McDonald EG, Milligan J, Frenette C, Lee TC. Continuous Proton Pump Inhibitor Therapy and the Associated Risk of Recurrent Clostridium difficile Infection. *JAMA Intern Med*. 2015;175(5):784-791. doi:10.1001/jamainternmed.2015.42



NOTE: Weights are from random-effects model

medRxiv preprint doi: <https://doi.org/10.1101/2021.11.03.21265881>; this version posted August 18, 2022. The copyright holder for this preprint (which was not certified by peer review) is the author/funder, who has granted medRxiv a license to display the preprint in perpetuity. It is made available under a [CC-BY-NC-ND 4.0 International license](https://creativecommons.org/licenses/by-nc-nd/4.0/).



medRxiv preprint doi: <https://doi.org/10.1101/2021.11.03.21265881>; this version posted August 18, 2022. The copyright holder for this preprint (which was not certified by peer review) is the author/funder, who has granted medRxiv a license to display the preprint in perpetuity. It is made available under a [CC-BY-NC-ND 4.0 International license](https://creativecommons.org/licenses/by-nc-nd/4.0/).

