

# WOMEN'S BIRTH PREPAREDNESS AND COMPLICATION READINESS IN NIGERIA: A SYSTEMATIC REVIEW AND META-ANALYSIS

Margaret O. Akinwaare<sup>1</sup>, Abimbola Oluwatosin<sup>2</sup>, Olakekan Uthman<sup>3</sup>, Elizabeth Ike<sup>4</sup>.

<sup>1,2</sup> Department of Nursing, College of Medicine, University of Ibadan, Nigeria.

<sup>3</sup> Warwick Medical School – Health Sciences, University of Warwick, United Kingdom.

<sup>4</sup> Department of Clinical Nursing, University College Hospital, Ibadan, Nigeria.

## Abstract

### Introduction

Globally, efforts are being made to reduce the menace of maternal death in order to achieve the sustainable development goal. Maternal death has been associated with inadequate birth preparedness and complication readiness especially in the low and middle-income countries. Therefore, this review assessed birth preparedness and complication readiness in Nigeria.

### Methods

A systematic review and meta-analysis of published research articles on birth preparedness and complication readiness in Nigeria was done using PubMed, EMBASE and MEDLINE databases. All published articles from inception to November, 2018 were included in the review. A total of 8913 published articles were identified from electronic search, a total of 4440 studies were included in this review, while only 12 articles met the inclusion criteria and were included in the meta-analysis.

### Results

The pooled prevalence of 'Good BPCR' for all studies yielded an estimate of 58.7% (95% CI 43.9 to 72.7%). The  $I^2$  statistic was 98%, indicating statistically significant heterogeneity among the studies. The percentage of women with good birth preparedness and complication readiness increases with increasing year of publication, such that women tended to be more aware good birth preparedness and complication readiness in recent years. More than half of the women had knowledge of obstetric danger signs (52.0%, 95% CI 39.5 to 64.4%, 10 studies), arranged for

transportation (59.5%, 95% CI 36.2 to 80.7, 11 studies) or saved money (63.4%, 95% CI 44.7 to 80.2%, 11 studies) as part of the BPCR.

## **Conclusion**

Women in Nigeria are better prepared for birth preparedness and complication readiness in recent years. Therefore, interventions to promote more adequate birth preparedness and complication readiness among women is recommended.

**PROSPERO registration number:** The study protocol was registered with PROSPERO number, CRD42019123220

**Key words:** Birth, Complications, Pregnant women, Mothers, Nigeria.

## **Key questions**

### **What is already known?**

Globally, birth preparedness and complication readiness is a concept which has been proven to be effective at increasing skilled birth attendance. It is a strategy for reducing maternal death especially in middle and lo-income countries.

### **What are the new findings?**

- More pregnant women and recently delivered mothers in the Southern part of Nigeria have a better birth preparedness and complication readiness compared to their counterpart in the Northern part of the country.
- Number of pregnant women and recently delivered mothers with good birth preparedness and complication readiness increases with increasing year of publication.

### **What do the new findings imply?**

- This review provides data about women's birth preparedness and complication readiness across different regions of Nigeria. Having a poorer BPCR in the Northern region of the country could be responsible for higher maternal death in the region.
- This could be used to plan interventions to improve birth preparedness and complication readiness in different regions of the country.

## **Data availability statement**

No data are available.

## Background

The World Health Organization (WHO) has a vision of universal coverage of health care which corroborates the third Sustainable Development Goal (SDG) - to ensure healthy lives and promote wellbeing for all at all ages. However, due to disparity in the health systems, the lifetime risk of maternal mortality in the sub-Saharan region is estimated to be 1 in 38<sup>1</sup>, while is estimated to be 1 in 3,700 in the developed world. Pregnant women in the developing countries like Nigeria have a high risk of mortality<sup>2</sup>. In Nigeria, the maternal mortality ratio (MMR) was at 814 per 100,000 live births as at 2015<sup>3</sup> and the annual maternal death was 40,000 which contributes 14% to the global aggregate<sup>2</sup>. In spite of this unacceptably high MMR, there are proven interventions that are known to prevent maternal deaths. These include birth preparedness and complication readiness resulting in skilled attendance for pregnancy and childbirth as well as access to emergency obstetric care.

Inadequate BPCR is one of several factors contributing to maternal deaths while adequate BPCR could determine the survival of a pregnant woman and her unborn child<sup>4</sup>. Birth and emergency preparedness is an integral component of antenatal care which involves planning with the key stakeholders; the healthcare provider, pregnant women, relatives and the community<sup>5</sup>. BPCR is a key component of globally accepted safe motherhood programs which helps women reach out for professional delivery care when labour begins. This in turn reduces delays that occur when mothers in labour experience obstetric complications<sup>6</sup>. The BPCR plan encourages women, households, and communities to make arrangements such as identifying or establishing available transport, setting aside money to pay for service fees and transport, and identifying a blood donor in order to facilitate swift decision-making and reduce delays in reaching care once a problem arises.

One of the major strategies to reduce maternal mortality is making plans for both normal birth and any unpredicted complication that may arise from pregnancy to childbirth (BPCR). According to Ayuba, et al<sup>7</sup>, BPCR is defined as “a set of knowledge, behaviours and actions undertaken by women, families, communities, health care providers and facilities to enhance the

survival of women and new-borns during pregnancy, childbirth and the postpartum period”. This is corroborated by Ekabua et al<sup>8</sup>, who documented BPCR as a process of planning for normal birth and anticipating the actions needed in case of an emergency. It is the advanced planning and preparation for delivery in order to improve maternal and new-born health outcomes.

This systematic review and meta-analysis provide an assessment of BPCR strategies as it relates to reduction of maternal and child mortality and the most effective components of BPCR.

## **Objective of the review**

The primary aim of this review is to assess birth preparedness and complication readiness among pregnant women and recently delivered women in Nigeria.

## **Methods**

### **Study design and search strategy**

A systematic review and meta-analysis of published research articles on birth preparedness and complication readiness in Nigeria was done. PubMed, EMBASE and MEDLINE databases were searched using the medical subject heading (MeSH) terms and the following search terms: Birth, “Birth preparedness”, “Complication readiness”, “Birth preparedness” AND “complication readiness”, “Birth preparedness” OR “complication readiness”, Birth AND “emergency preparedness”, Nigeria. All published articles from inception to November, 2018 were included in the review.

### **Study selection**

The inclusion criteria:

1. **Type of study:** the review included observational and experimental studies on birth preparedness and complication readiness
2. **Settings:** the review included studies conducted at urban and rural areas irrespective of whether the study is hospital-based or community-based.
3. **Participants:** the review included studies conducted on birth preparedness and complication readiness among pregnant women and recently delivered women in Nigeria.
4. **Outcome:** the review included studies which reported knowledge and practice of birth preparedness and complication readiness as primary and/or secondary outcome.

5. **Time frame:** studies from inception to November, 2018 were included in the review.
6. **Language:** only studies published in English language were included in the review
7. **Publication type:** journal articles

Exclusion criteria include:

1. Studies that failed to list elements of birth preparedness and complication readiness measured to conclude on its practice was excluded from the review.
2. Studies which did not specify the study participants will be excluded from the review.

### **Selection process**

The full text of all the studies which met the stated inclusion criteria were retrieved and reviewed by two reviewers independently. The two reviewers independently evaluated the eligibility of the studies obtained from the literature searches. All articles yielded by the database search was initially screened by their titles and abstracts to obtain studies that met inclusion criteria. The generated reports from the two reviewers were retrieved. In cases of discrepancies, agreement was reached by consensus.

### **Data extraction and data collection**

Data extraction tool was prepared for this study. The tool includes information on study design, study area, sample size, participants, publication year, knowledge of birth preparedness and complication readiness, practice of birth preparedness and complication readiness, knowledge of obstetric danger signs, percentage of women who saved money, percentage of women who arranged for transportation, percentage of women who identified/arranged for compatible blood donor, percentage of women who identified skilled birth attendants, percentage of women who identified place of birth, percentage of women who arranged for companion to health facility during labor or any emergency and percentage of women who arranged for whom to care for the family while away for delivery or any emergency.

### **Main outcome(s)**

### **Primary outcome**

Birth preparedness in accordance with Johns Hopkins Program for International Education in Gynaecology and Obstetrics (JHPIEGO, 2004):

- Choosing of birth location
- Arrangement for transportation to skilled care site
- Obtaining basic birth supplies
- Saving money for skilled care at childbirth

Complication readiness: in accordance with Johns Hopkins Program for International Education in Gynaecology and Obstetrics (JHPIEGO, 2004):

- Good knowledge of obstetric danger signs
- Saving money for skilled emergency care
- Identifying a compatible blood donor
- Arrangement for transportation in case of emergency
- Arrangement for household support in case of emergency.

We will exclude studies that failed to list elements of BPCR measured to conclude on BPCR practice.

### **Secondary outcomes**

- Knowledge of obstetric danger signs

### **Risk of bias (quality) assessment**

Risk of Bias Assessment tool for Non-randomized Studies (RoBANS) and “A Cochrane Risk Of Bias Assessment Tool for Non-Randomized Studies” (ACROBAT-NRSI) were adapted to appraise the risk of bias for the included studies. (see Box 1). The risk of bias was assessed by scoring (low risk = 1, unclear = 0, high risk = -1) each bias type for each publication and the total score was used as the summary assessment of risk of bias.

<b>Box 1: Risk of bias assessment</b>
---------------------------------------

Bias type	Low-risk of bias	High-risk of bias	Unclear risk of bias
Selection (sample population)	participants selected randomly	Sample selection ambiguous and sample unlikely to be representative	Insufficient information
Selection (participation rate)	High participation rate (>70-85%)	Low participation rate (<70%)	Insufficient information
Performance bias (outcome assessment)	Objective measures of BPCR	Self-reported measure of BPCR	Insufficient information
Performance bias (analytical methods to control for bias)	Analysis appropriate for type of sample (unadjusted, univariable analyses etc.)	Analysis does not account for common adjustment (adjusted, multivariable analyses)	Insufficient information
Other form of bias	There is no evidence of bias from other sources.	There is potential bias present from other sources	Insufficient information

For each included study, we estimated the precision (C) or margin of error, considering the sample size (SS) and the observed BPCR practice proportion among pregnant women and recently delivered mothers from the formula:

$$C = Z * \sqrt{p * (1 - p) / SS}$$

where Z was the z-value fixed at 1.96 across studies (corresponding to 95% confidence interval).

The desirable margin of error is 5% (0.05) or lower.

## Synthesis of results

We pooled the prevalence estimates using the DerSimonian–Laird random effects model<sup>9</sup>. We assessed the between study variations in prevalence estimates using the Higgins  $I^2$  statistic, and, as recommended, a value of greater than 50% was considered for moderate heterogeneity<sup>10,11</sup>.

We conducted series of subgroup analyses to explore the effect of study-level covariates on the prevalence estimates<sup>12</sup>. The possibility of reporting bias was assessed using an Egger's test and

funnel plot<sup>13</sup>. Leave-one-study-out sensitivity analysis was also performed to assess the stability of the meta-analysis result<sup>14</sup>. Stata 16 was used for all analyses (StataCorp, College Station, TX).

## **Ethical consideration**

This study followed the registered protocol.

## **Patient and public involvement**

Neither patients nor the public were involved in the study design and article selection.

## **Results**

### **Studies included in the meta-analysis**

A total of 8913 published articles were identified from electronic search; 8830 from Google scholar, 71 from PubMed and 12 from MEDLINE. However, 23 articles were excluded for not reporting outcome variables, 63 were excluded for duplication, 7921 were excluded through review of titles, while 894 were excluded through reviewing of abstract. Hence, 12 articles met the inclusion criteria and were included in the meta-analysis (Figure 1). However, the total sample size of included studies in this review was 4440; 1390 from the south-west, 1443 from the south-east, 1207 from the south-south and 400 from the north-west (Table 1).

### **Overall prevalence of Birth preparedness and complication readiness in Nigeria**

The percentage of women with good birth preparedness and complication readiness and 95% CIs from individual studies with a pooled estimate are shown in Fig. 2. The percentage of women with good birth preparedness and complication readiness ranged from as low as 22.0% to as much as 87.0%. The pooled prevalence of ‘Good BPCR’ for all studies yielded an estimate of 58.7% (95% CI 43.9 to 72.7%). The  $I^2$  statistic was 98%, indicating statistically significant heterogeneity among the studies. The contour-enhanced funnel plot of examination of publication bias is shown in Fig. S1 in the online data supplement. We found no evidence of publication bias as indicated by the relatively symmetrical funnel plot of studies’ precision against prevalence estimates (in logarithmic scale). This was confirmed when formally tested using the Begg’s method (p value for small study bias = 0.2129). The results of leave-one-study-out sensitivity analyses showed that no study had undue influence on the pooled prevalence estimates.



As shown in Fig. 2 The percentage of women with good birth preparedness and complication readiness tended to be higher among women from the Southern part of Nigeria than those from the Northern part of the country. In addition, we found evidence that the percentage of women with good birth preparedness and complication readiness increases with increasing year of publication, such that women tended to be more aware good birth preparedness and complication readiness in recent years (Figure 3). Furthermore, we found evidence of small study bias, i.e. the percentage of women with good birth preparedness and complication readiness tended among studies with small sample sizes (Figure 4).

### Other components of birth preparedness and complication readiness in Nigeria

The results of other components of birth preparedness and complication readiness in Nigeria are shown in Fig. 5. On average, preponderance of the women obtained supplies as part of the BPCR (77.1%, 95% CI 56.5 to 92.5%, 8 studies). About 7 in 10 women identified skilled birth attendance (69.7%, 95% CI 45.7 to 89.1%, 8 studies) or identified place of birth as part of the BPCR (69.9%, 95% CI 40.2 to 92.5%, 8 studies) as part of the BPCR. More than half of the women had knowledge of obstetric danger signs (52.0%, 95% CI 39.5 to 64.4%, 10 studies), arranged for transportation (59.5%, 95% CI 36.2 to 80.7, 11 studies) or saved money (63.4%, 95% CI 44.7 to 80.2%, 11 studies) as part of the BPCR. Less than 50% of the women arranged for companion to healthcare facility as part of BPCR (47.1%, 95% CI 24.5 to 70.3%, 5 studies). On average only about 16.7% (95% CI 6.35 to 30.72%, 11 studies) of the women arranged for blood donor as part of the BPCR.

## TABLES

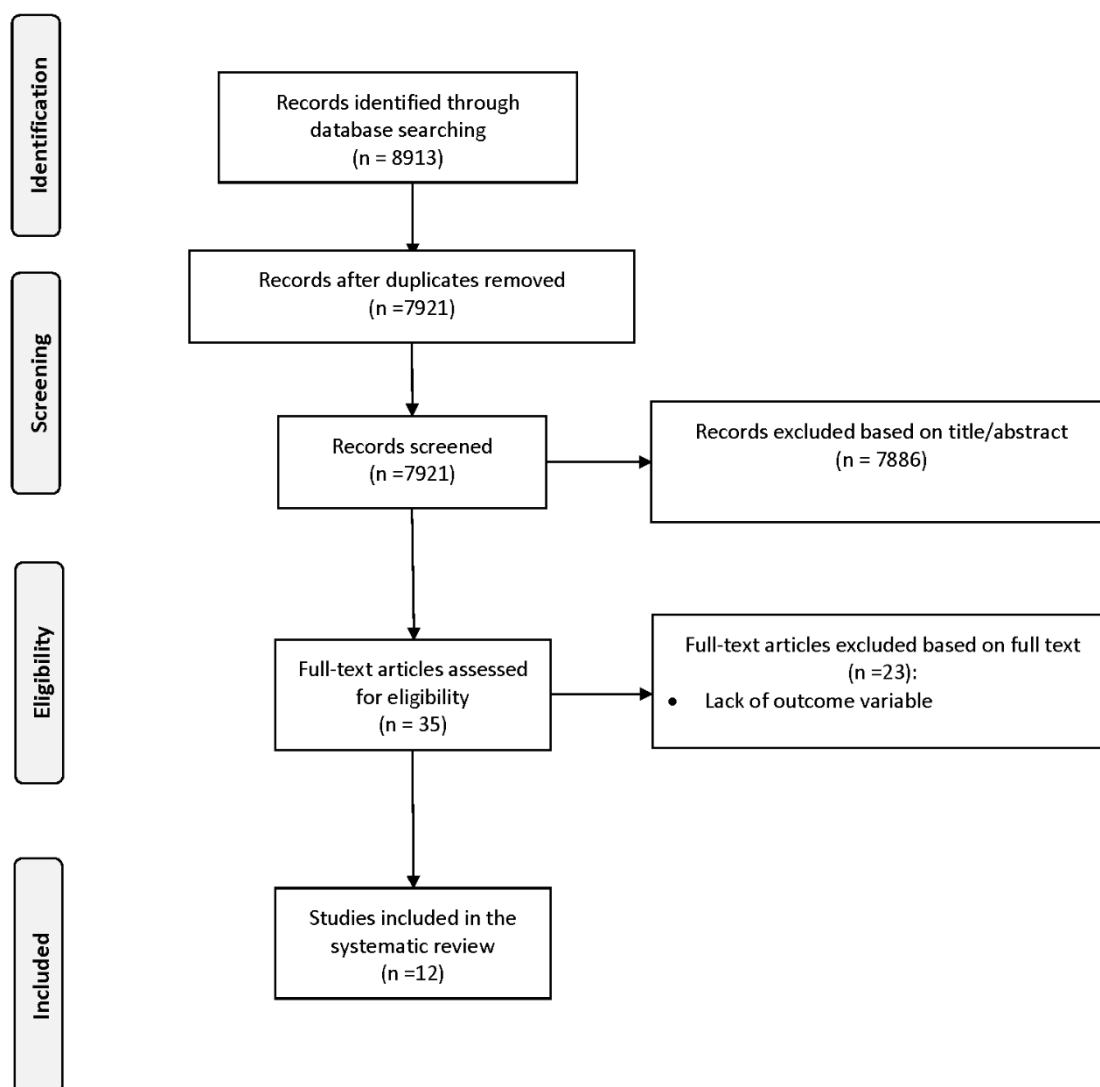
**Table 1: Characteristics of birth preparedness and complication readiness studies included in meta-analysis**

S/N	Authors	Study design	Study area	Study year	Sample size	Population	% of good BPCR
1	Onayade et al <sup>4</sup>	Cross-sectional	Ile-Ife, Osun state	2010	400	Pregnant women	61%
2	Illiyazu et al <sup>25</sup>	Cross-sectional	Ungogo, Kano state	2010	400	Married men and their	32%

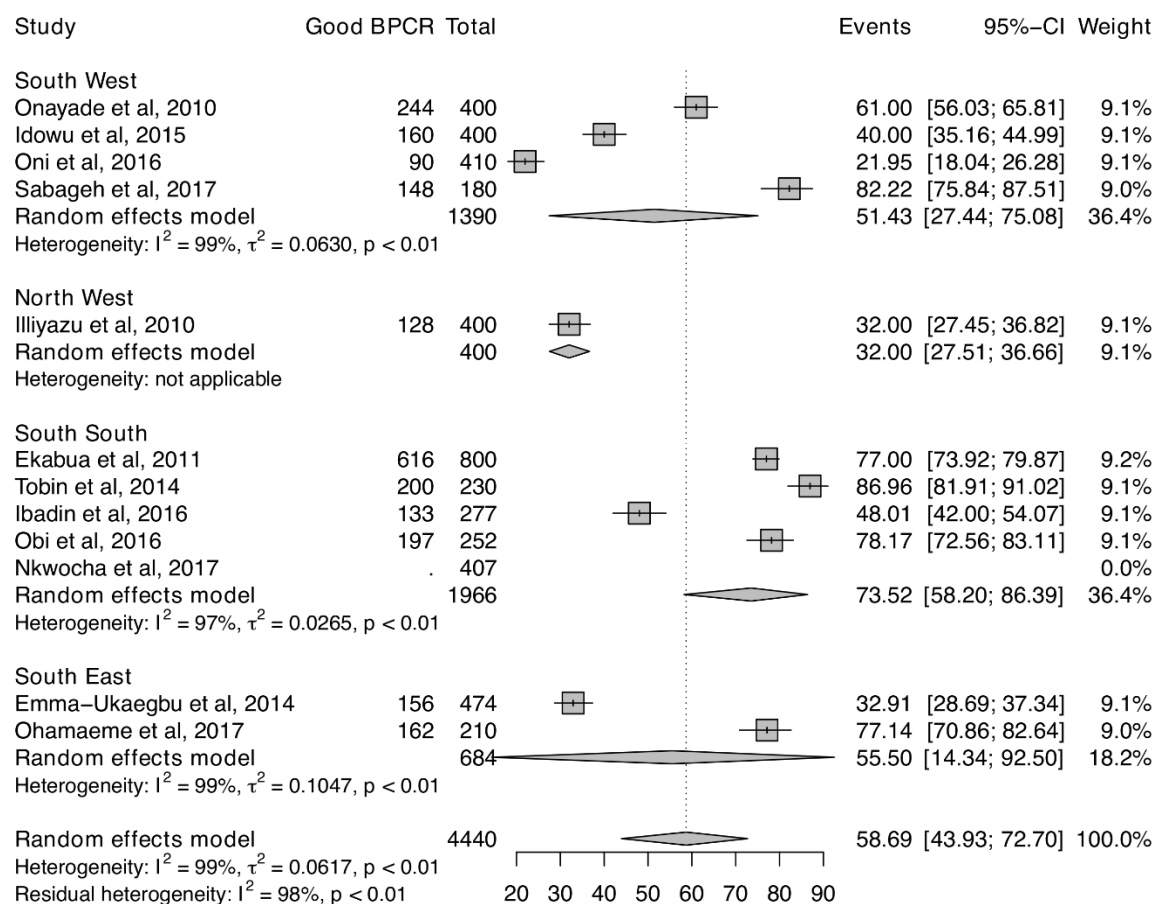
						wives	
3	Ekabua et al <sup>8</sup>	Cross-sectional	Calabar, Cross River state	2011	800	Recently delivered mothers	77%
4	Tobin et al <sup>26</sup>	Cross-sectional	Oredo, Benin city, Edo state	2014	230	Pregnant women	87%
5	Emma-Ukaegbu et al <sup>27</sup>	Cross-sectional	Umuahia, Abia state	2014	474	Pregnant women	33%
6	Idowu et al <sup>28</sup>	Cross-sectional	Ogbomoso, Oyo state	2015	400	Pregnant women	40%
7	Oni et al <sup>29</sup>	Cross-sectional	Lagos, Lagos state	2016	410	Pregnant women	22%
8	Ibadin et al <sup>30</sup>	Cross-sectional	Anegbette, Etsako, Edo state.	2016	277	Pregnant women	48%
9	Obi et al <sup>31</sup>	Cross-sectional	Benin city, Edo state	2016	252	Pregnant women	78%
10	Sabageh et al <sup>32</sup>	Cross-sectional	Osogbo, Osun state	2017	180	Pregnant women	82%
11	Nkwocha et al <sup>33</sup>	Cross-sectional	Port-Harcourt, Rivers state.	2017	407	Pregnant women	
12	Ohamaeme et al <sup>34</sup>	Cross-sectional	Imo state	2017	210	Pregnant women	77%

## FIGURE LEGENDS

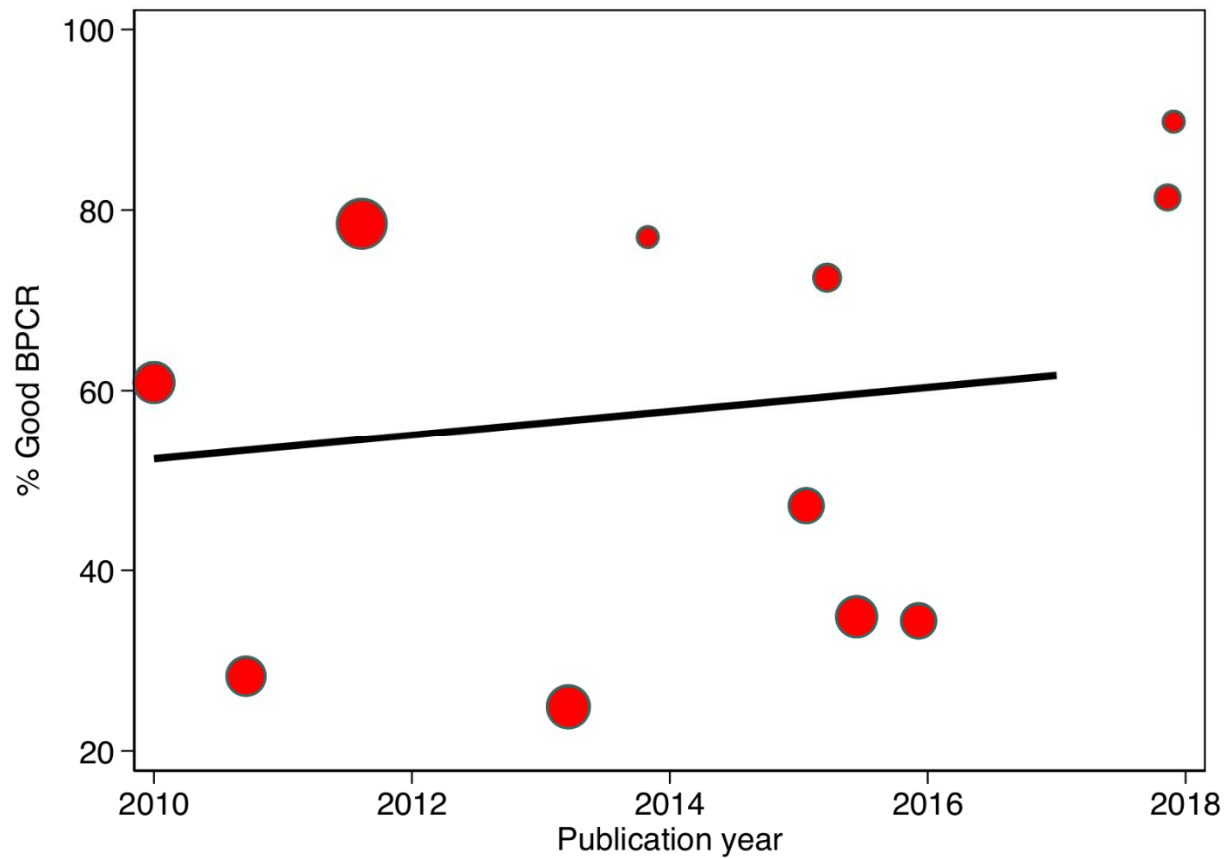
**Figure 1: Flow diagram of studies included in analysis**



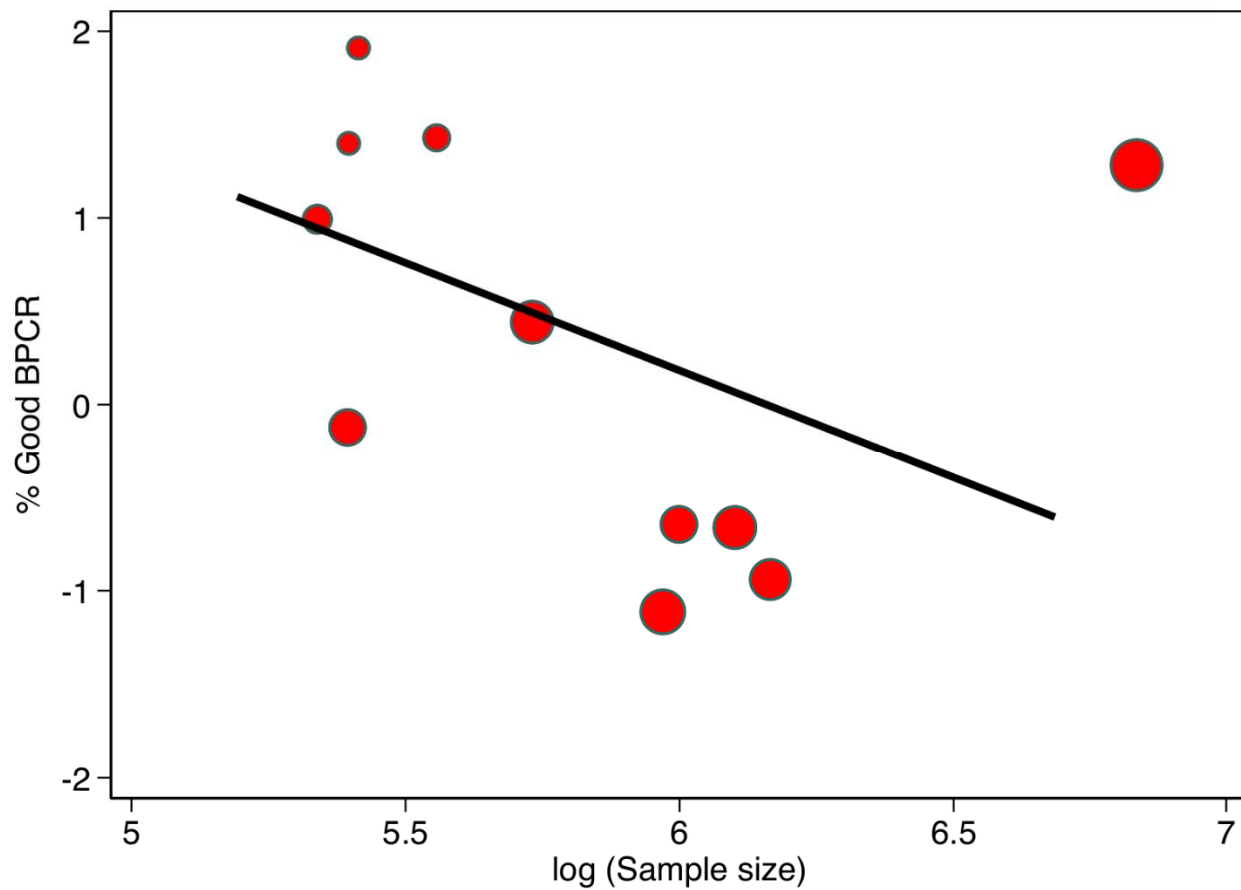
**Figure 2: Forest plot showing percentage of women with good birth preparedness and complication readiness studies**



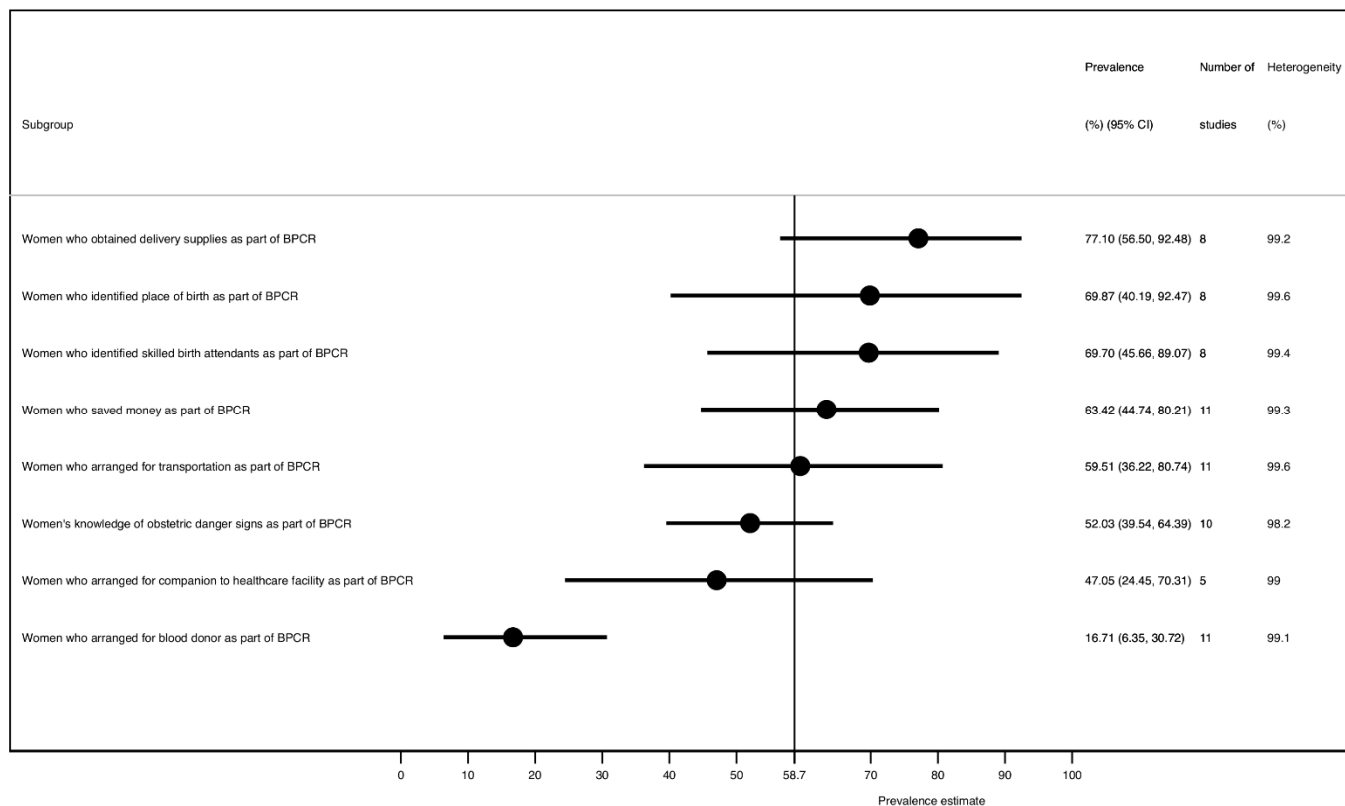
**Figure 3: Secular trends in percentage of women with good birth preparedness and complication readiness studies**



**Figure 4: Small study effects**



**Figure 5: Other components of birth preparedness and complication readiness in Nigeria**



## Discussion

The aim of this systemic review and meta-analysis was to assess birth preparedness and complication readiness among pregnant women and recently delivered women in Nigeria. The total sample size of included studies in this review was 4440 while twelve studies met the inclusion criteria and were included in the meta-analysis.

The components of birth preparedness and complication readiness identified in this review is similar to that of the review conducted in Ethiopia<sup>15</sup>. Findings of the meta-analysis revealed that more than half of the women had good birth preparedness and complication readiness. This is similar to a study conducted in West Bengal, India<sup>16</sup> and Central Tanzania<sup>17</sup>. However, the outcome in this review is better compared with the meta-analysis carried out in Ethiopia which

reported that only one-thirds of pregnant women in Ethiopia were prepared for birth and its complication<sup>15</sup>. Also, it is higher than the studies carried out in Uganda, Bangladesh<sup>18</sup> and Gambia<sup>19</sup>. In contrast, it is lower than the studies conducted in Accra<sup>20</sup>.

The discrepancies may probably be due to the local context like priority of government on implementation of safe motherhood programmes including BPCR. In the context of this review the level of good birth preparedness and complication readiness is commendable, however, a better result was expected considering the Nigerian government and non-governmental organizations policies and initiatives on maternal mortality reduction in Nigeria using birth preparedness and complication readiness as a strategy.

Also, it was observed in this review that the percentage of women with good birth preparedness and complication readiness tended higher among women from the Southern part of Nigeria than those from the Northern part of the country. This could be a probable explanation of the high maternal mortality in the northern region<sup>21,22</sup>. The reason could be socio-cultural issues like religion, educational status and economic status of the women. In the northern part of Nigeria, they practice Islamic culture referred to ‘pudah’ which restrict women from being autonomous. The women are required to ask for their husbands’ permission when they need medical attention hence, they cannot plan or take decision concerning their health without the husbands’ approval. In addition, the Sharia law practiced in various states in the north deprive women of their rights to freedom of movement and association including access to education. In the light of this, most women in Northern Nigeria will neither utilize antenatal care in a healthcare facility nor embrace birth preparedness and complication readiness<sup>23,24</sup>.

### **Data availability statement**

No data are available.

### **Ethics statements**

Patient consent for publication

Not applicable.

### **Competing interest**

No competing interest

### **Funding**



This review is supported by Consortium for Advanced Research Training in Africa (CARTA). CARTA is jointly led by the African Population and Health Research Center and the University of the Witwatersrand and funded by the Carnegie Corporation of New York (Grant No--B 8606.R02), Sida (Grant No:54100029), the DELTAS Africa Initiative (Grant No: 107768/Z/15/Z). The DELTAS Africa Initiative is an independent funding scheme of the African Academy of Sciences (AAS)'s Alliance for Accelerating Excellence in Science in Africa (AESA) and supported by the New Partnership for Africa's Development Planning and Coordinating Agency (NEPAD Agency) with funding from the Wellcome Trust (UK) and the UK government.

The sponsor has no involvement, in the study design; in the collection, analysis and interpretation of the data; in the writing of the report. The sponsor will provide support in the payment of the publication fee.

### **Registration and protocol**

The study protocol was registered with PROSPERO number, CRD42019123220. No major amendment was made to information provided at registration or in the protocol. The protocol can be accessed from:

[https://www.crd.york.ac.uk/prospero/display\\_record.php?ID=CRD42019123220](https://www.crd.york.ac.uk/prospero/display_record.php?ID=CRD42019123220)

## References

1. WHO, UNFPA, World Bank. 2012. Trends in maternal mortality: 1990–2010. Geneva. Available at <http://www.who.int> Accessed 12 Jan 2016
2. WHO. 2014. Universal health coverage 2014. Available from: [http://www.who.int/features/qa/universal\\_health\\_coverage/en/](http://www.who.int/features/qa/universal_health_coverage/en/) Accessed 24 November 2014.
3. World Health Organization, UNICEF, United Nations Population Fund and The World Bank. 2019. Trends in Maternal Mortality: 2000 to 2017 WHO, Geneva.
4. Onayade, A. A., Okanbi , O. O., Okunola, H. A., Oyeniyi, C. F., Togun, O. O. and Sule, S. S. 2010. Birth preparedness and emergency readiness plans of antenatal clinic attendees in Ile-Ife, Nigeria. The Nigerian Postgraduate Medical Journal. 17(1), 30 – 39.
5. Kuganab-Lem, R.B., Dogudugu R, Kanton L. 2014. Birth Preparedness and Complication Readiness: A Study of Postpartum Women in a Rural District of Ghana. Scientific & Academic Publishing. 4(6): 225-233
6. Hailu, M., Gebremariam, A., Alemseged, F., Deribe, K. 2011. Birth Preparedness and Complication Readiness among Pregnant Women in Southern Ethiopia. PLoS One, 6(6):e21432.
7. Ayuba I.I, Owioye G. I.O. and Wagbatsoma V . 2013. The Concept of Birth Preparedness in the Niger Delta of Nigeria. Greener Journal of Medical Sciences. 3 (1): 001-007.
8. Ekabua J.E, Ekabua K.J, Odusolu P, Agan T.U, Iklaki C.U, and Etokidem A.J. 2011. Awareness of Birth Preparedness and Complication Readiness in Southeastern Nigeria. International Scholarly Research ISRN, Obstetrics and Gynecology.6. <http://dx.doi.org/10.5402/2011/560641>.
9. DerSimonian R, Laird N. Meta-analysis in clinical trials. Control Clin Trials. 1986;7(3):177–188. doi: 10.1016/0197-2456(86)90046-2.
10. Higgins JP, Thompson SG. Quantifying heterogeneity in a meta-analysis. Stat Med. 2002;21(11):1539–1558. doi: 10.1002/sim.1186.

11. Higgins JP, Thompson SG, Deeks JJ, Altman DG. Measuring inconsistency in meta-analyses. *British Medical Journal*. 2003;327(7414):557–560. doi: 10.1136/bmj.327.7414.557
12. Egger M, Smith GD, Schneider M, Minder C: Bias in meta-analysis detected by a simple, graphical test. *British Medical Journal* 1997, 315(7109):629-634.
13. Liberati A, Altman DG, Tetzlaff J, Mulrow C, Gøtzsche PC, Ioannidis JP, Clarke M, Devereaux P, Kleijnen J, Moher D: The PRISMA statement for reporting systematic reviews and meta-analyses of studies that evaluate health care interventions: explanation and elaboration. *Annals of internal medicine* 2009, 151(4):W-65-W-94.
14. Normand SL: Meta-analysis: formulating, evaluating, combining, and reporting. *Stat Med* 1999, 18(3):321-359.
15. Berhe AK, Muche AA, Fekadu GA and Kassa GM. 2018. Birth preparedness and complication readiness among pregnant women in Ethiopia:a systematic review and Metaanalysis. *Reproductive Health* 15:182. <https://doi.org/10.1186/s12978-018-0624-2>
16. Mandal T, Biswas R, Bhattacharyya S, Das D. Birth preparedness and complication readiness among recently delivered women in a rural area of Darjeeling, West Bengal. *India AMSRJ*. 2015;2(1):14–20.
17. Bintabara D, Mohamed MA, Mghamba J, Wasswa P, Mpembeni RN. Birth preparedness and complication readiness among recently delivered women in chamwino district, Central Tanzania: a cross sectional study. *Reprod Health*. 2015;12(1):44.
18. Moinuddin, Christou A, Hoque DME, Tahsina T, Salam SS, Billah SM, et al. (2017) Birth preparedness and complication readiness (BPCR) among pregnant women in hard-to-reach areas in Bangladesh. *PLoS ONE* 12(12): e0189365. <https://doi.org/10.1371/journal.pone.0189365>
19. Jatta FO, Lu Y-Y, Chang C-L, Liu C-Y. Pregnant women’s awareness of antenatal danger signs and birth preparedness in rural Gambia. *Afr J Midwifery Womens Health*. 2014;8(4):189–94.
20. Klobodu C, Milliron B, Agyabeng K, Akweongo and Adomah-afari. 2020. Maternal birth preparedness and complication readiness in the Greater Accra region of Ghana: a cross-sectional

study of two urban health facilities. BMC Pregnancy and childbirth, 20. 566.

<https://doi.org/10.1186/s12884-020-03263-6>

21. Meh c, Thind a, Ryan B, and Terry a. 2019. Levels and determinants of maternal mortality in northern and southern Nigeria. BMC Pregnancy and child Birth, 19:417 pg 1-13.

22. Federal Ministry of Health, Abuja, Nigeria; 2013. National HIV/AIDS and Reproductive Health and Serological Survey, 2012 (NARHS Plus).

23. Chukuezi, C, 2010. Socio-Cultural factors Associated with Maternal Mortality In Nigeria. Resaerch Journal of Social Sciences, 1 (5): 22-26

24. Ariyo O, Ozodiegwu, ID and Doctor HV, 2017. The influence of the social and cultural environment on maternal mortality in Nigeria: Evidence from the 2013 demographic and health survey. Plos one, 12(12) e0190285. Doi:10.137/journal.pone. 0190285.

25. Iliyasu Z, Abubakar I.S, Galadanci H.S, Aliyu M.H. 2010. Birth preparedness, complication readiness and fathers' participation in maternity care in a northern Nigerian community. Africa Journal of Reproductive Health. 14:21–32.

26. Tobin EA, Ofili AN, Enebeli N, Enueze O. Assessment of birth preparedness and complication readiness among pregnant women attending Primary Health Care Centres in Edo State, Nigeria. Ann Nigerian Med 2014;8:76-81.

27. Emma-Ukaegbu, U.C., Nwokeukwu, H.I. & B.S.C Uzochukwu, B.S.C. 2014. An Assessment of Birth Preparedness and Complication Readiness in Antenatal Women in Umuahia North Local Government Area, Abia State, Nigeria. Journal of Dental and Medical Sciences. 13 (1): 90 – 94.

28. Idowu A, Ayodeji S, Aremu OA, Bojuwoye OM, Ofakunrin AD, 2015. Birth Preparedness and Complication Readiness among Women Attending Antenatal Clinics in Ogbomoso, South West, Nigeria. International Journal of MCH and AIDS (2015). 4 (1): 47-56

29. Oni B, Odukoya OO, Okunowo AA, Ojo OY, Abatan YO. A comparative assessment of the awareness of danger signs and practice of birth preparedness and complication readiness among pregnant women attending rural and urban general hospitals in Lagos State. Sahel Med J 2016;19:206-14

30. Ibadin S.H., Adam V.Y, Adeleye O.A., Okojie O.H. 2016. Birth preparedness and complication readiness among pregnant women in a rural community in southern Nigeria. South African Journal of Obstetrics and Gynaecology. 22: 2.
31. Obi A.I, Okojie H.O. and Keshi R. 2016. Birth Preparedness and Complication Readiness: Attitude and Level of Preparedness among Pregnant Women in Benin City, Edo State, Nigeria. British Journal of Medicine & Medical Research. 15(6): 1-14.
32. Sabageh A.O, Adeoye O.A., Adeomi A.A., Sabageh D, Adejimi A.A. 2017. Birth preparedness and complication readiness among pregnant women in Osogbo Metropolis, Southwest Nigeria. Pan African Medical Journal. 27:74 doi:10.11604/pamj.2017.27.74.7266. Available online at: <http://www.panafrican-med-journal.com/content/article/27/74/full/>
33. Nkwocha CR, Maduka O, Diorgu FC. 2017. Birth Preparedness and Complication Readiness Knowledge and Practice by Pregnant Women in a Cottage Hospital Nigeria. Journal of Gynecology & Obstetrics 1 (3): 014.
34. Ohamaeme M.C., Egwurugwu J.N., Dike E.I, Eberendu G.I. and Chinko B.C. 2017. Assessment of Birth Preparedness and Complication Readiness (BP/CR) among Pregnant Women in Orlu Local Government Area of Imo State, Nigeria. Journal of Advances in Medicine and Medical Research. 24(3): 1-12.