

1 **TITLE: Cohort profile: the Swiss Cerebral Palsy Registry (Swiss-CP-**
2 **Reg) cohort study**

3
4 **Authors:**

5 Fabiën N. Belle^{1, 2}, Sandra Hunziker¹, Joël Fluss³, Sebastian Grunt⁴, Stephanie Juenemann⁵,
6 Christoph Kuenzle⁶, Andreas Meyer-Heim⁷, Christopher J. Newman^{8, 9}, Gian Paolo Ramelli¹⁰,
7 Peter Weber⁵, Claudia E. Kuehni^{1,4,11}, Anne Tschерter^{1, 4}

8
9 ¹Institute of Social and Preventive Medicine, University of Bern, Bern, Switzerland.

10 ²Center for Primary Care and Public Health (Unisanté), University of Lausanne, Lausanne,
11 Switzerland.

12 ³Paediatric Neurology Unit, University Children's Hospital Geneva, Geneva, Switzerland

13 ⁴Division of Neuropediatrics, Development and Rehabilitation, Department of Pediatrics,
14 Inselspital Bern, University Hospital, University of Bern, Switzerland

15 ⁵Division of Neuropaediatric and Developmental Medicine, University Children's Hospital of
16 Basel (UKBB), University of Basel, Basel, Switzerland.

17 ⁶Children's Hospital of Eastern Switzerland, St Gallen, Switzerland.

18 ⁷Swiss Children's Rehab, University Children's Hospital Zurich, Affoltern am Albis, Switzerland.

19 ⁸Paediatric Neurology and Neurorehabilitation Unit, Lausanne University Hospital (CHUV),
20 Lausanne, Switzerland.

21 ⁹University of Lausanne (UNIL), Lausanne, Switzerland

22 ¹⁰Gian Paolo Ramelli, Neuropaediatric Unit, Paediatric Institute of Southern Switzerland,
23 Ospedale San Giovanni, Bellinzona, Switzerland.

24 ¹¹Children's University Hospital, Inselspital, University of Bern, Bern, Switzerland

25

26

27 **Correspondence:** Anne Tscherter, PD Dr. phil. Nat., Dr. sci. med., Institute of Social and
28 Preventive Medicine, University of Bern, Mittelstrasse 43, CH-3012 Bern,
29 anne.tscherter@ispm.unibe.ch

30
31 **Authors' last names:** Belle (ORCID: 0000-0002-0037-4817), Hunziker (ORCID: 0000-0003-
32 3914-4987), Fluss (ORCID: 0000-0002-6413-162X), Grunt, Juenemann, Kuenzle, Meyer-
33 Heim (ORCID: 0000-0002-6094-6717), Newman (ORCID: 0000-0002-9874-6681), Ramelli,
34 Weber, Kuehni (ORCID: 0000-0001-8957-2002), Tscherter (ORCID: 0000-0002-6972-482X).

35
36 **Keywords:** Cerebral Palsy, Swiss Cerebral Palsy Registry, Patient registry, Paediatrics,
37 Epidemiology, Europe

38

39 **SUMMARY**

40

41 **BACKGROUND:** Cerebral Palsy (CP) is a group of permanent disorders of movement and
42 posture that follows injuries to the developing brain. It results in motor dysfunction and a wide
43 variety of comorbidities like epilepsy, pain, speech, hearing and vision disorders, cognitive
44 dysfunction, and eating and digestive difficulties. Central data collection is essential to study the
45 epidemiology, clinical presentations, care, and quality of life of patients affected by CP. CP
46 specialists founded the Swiss Cerebral Palsy Registry (Swiss-CP-Reg) in 2017. This paper
47 describes the design, structure, aims and achievements of the Swiss-CP-Reg and presents first
48 results.

49

50 **METHODS:** Swiss-CP-Reg records patients of any age suffering from CP who are born,
51 treated, or live in Switzerland. It collects data from medical records and reports, from
52 questionnaires answered by patients and their families, and from data linkage with routine
53 statistics and other registries. The registry contains information on diagnosis, clinical
54 presentation, comorbidities, therapies, personal information, family history, and quality of life.

55

56 **RESULTS:** From August 2017 to August 2021, 546 participants (55% males, mean age at
57 registration 8 years (interquartile range [IQR]: 5-12) were enrolled in Swiss-CP-Reg. Most had
58 been born at term (56%), were less than 2 years old at diagnosis (73%, median 9 months, IQR:
59 18-25), and were diagnosed with spastic CP (76%). Most (59%) live with a mild motor
60 impairment (Gross Motor Function Classification System [GMFCS] level I or II), 12% with a
61 moderate motor impairment (GMFCS level III), and 29% with a severe motor impairment
62 (GMFCS level IV or V). In a subset of 170 participants, we measured intelligence quotient (IQ)
63 and saw a reduced IQ by GMFCS scale increase. The Swiss-CP-Reg has a strong interest in
64 research with currently 5 nested projects running, and many more planned.

65

66 **CONCLUSIONS:** Swiss-CP-Reg collects and exchanges national data on people living with CP
67 to answer clinically relevant questions. Its structure enables retrospective and prospective data
68 collection and knowledge exchange between experts to optimise and standardise treatment and
69 improve the health and quality of life of those diagnosed with CP in Switzerland.

70

71 **ClinicalTrials.gov identifier:** NCT04992871

72 INTRODUCTION

73 Cerebral palsy (CP) is a group of permanent disorders of movement, posture, and motor
74 function causing activity limitation. With a prevalence of 1.5 to 2.5 per 1'000 live-born children
75 [1], it is the most common cause of physical disability in children. It is estimated that
76 approximately 3000 children and adolescents and 12'000 adults live in Switzerland with CP
77 based on international data and extrapolated data from the eastern part of the country (St.
78 Gallen) [2]. CP results from a non-progressive lesion or brain malformation that occurs during
79 the prenatal, perinatal, or postnatal period, e.g., ischemic lesions of the neonatal brain or
80 genetic predispositions leading to brain malformation [3]. CP shows a large variability in type
81 and distribution of movement abnormality and degree of functional impairment. Besides motor
82 dysfunction, persons with CP suffer from many comorbidities, including epilepsy, speech,
83 hearing or vision disorders, cognitive dysfunction, eating and digestive difficulties, behavioural
84 disorders, and secondary musculoskeletal problems including associated pain [1,3-5]. These
85 comorbidities can restrict persons with CP in various dimensions of social life, such as
86 education, play and sport activities, and work participation [6-10]. Within Switzerland, only 20%
87 of adults with CP have paid employment in the primary labour market job [11]. Besides these
88 restrictions persons with CP experience also their family's everyday life is influenced by their
89 disability. The CP of a child can impact the (mental) health and well-being of affected parents
90 [12-18] and limits siblings in their activities [19,20]. Currently, there is no cure for CP and
91 patients often need lifelong support by an interdisciplinary team of specialists.

92 The involvement of an interdisciplinary team including many different specialists makes it
93 difficult for researchers to obtain the full spectrum of patient data. A centralised data collection,
94 where all information on people with CP can be linked, is therefore essential to optimize and
95 standardise care, improve clinical surveillance, develop preventive strategies for comorbidities,
96 and study the quality of life of affected people. Other countries have built up regional [21-23], or
97 national [24-31] registries, or participate in networks [32,33]. In Switzerland, knowledge about
98 CP in general and knowledge of supportive treatment in particular, is sparse. Previous research
99 on CP in Switzerland included regional projects that focused on specific questions, such as
100 epidemiologic research, work on neuroimaging and health related quality of live in unilateral
101 spastic CP after neonatal arterial ischemic stroke [34-36], interventions to improve upper limb
102 function in unilateral spastic CP [37-39], the early diagnosis of cerebral palsy in infants at risk
103 [40], robot-assisted rehabilitation [41-43], hip reconstruction [44], gait analysis in children and
104 young adult with CP [45,46], application patterns of physiotherapy (continuous vs. blocks) [47],

105 and behavioural and emotional problems [48]. Data has also been contributed to international
106 studies [40,41,49,50]. In 2017 CP specialists from the entire country decided on a national
107 collaboration and founded the Swiss Cerebral Palsy Registry (Swiss-CP-Reg) to collect national
108 data and promote CP research in Switzerland. Swiss-CP-Reg aims to optimise treatment and
109 improve the health and quality of life of children living with CP by establishing a platform for
110 research and knowledge exchange between patients, healthcare providers, researchers, and
111 other stakeholders. This paper describes the design, structure, aims, and achievements of the
112 Swiss-CP-Reg and presents baseline characteristics of participants.

113

114 **MATERIALS AND METHODS**

115 **Study design**

116 Swiss-CP-Reg is a national patient registry (ClinicalTrials.gov registration number:
117 NCT04992871) that collects medical and socio-demographic data on people with CP. Persons
118 living with CP who give their consent are registered in Swiss-CP-Reg, and their data is currently
119 collected at regular intervals at the paediatric clinics in Basel, Bellinzona, Bern, Geneva,
120 Lausanne, St. Gallen, and Zurich. In the coming years, it will extend data collection to include
121 smaller hospitals and medical practices and invite adults to participate.

122

123 *Aims of the Swiss-CP-Reg*

124 The aims of the registry are, to

- 125 1. Identify all children, adolescents and adults living with CP across the country, characterize
126 their phenotypes and determine incidence, prevalence, time trends and regional differences.
- 127 2. Document diagnostic evaluations, treatments, quality of life, morbidity, mortality, and risk
128 factors.
- 129 3. Establish a research platform for clinical, epidemiological, and basic research to support
130 participant recruitment for population based as well as interventional studies and to answer
131 questions on topics like health, health care, education, social aspects, and quality of life.
- 132 4. Establish a platform for knowledge exchange between clinics, researchers, therapists,
133 national and cantonal health authorities, and international parties.

134

135 **Study population and recruitment procedure**

136 Swiss-CP-Reg registers all children, adolescents, and adults diagnosed with CP who have been
137 born, are treated, or live in Switzerland. The diagnosis is made based on the Surveillance of
138 Cerebral Palsy in Europe (SCPE) decision tree [32]. To assure that only children who meet the
139 inclusion criteria are included, registration of participants is restricted to paediatricians
140 specialised in neurology, rehabilitation, or development and a confirmation of the diagnosis is
141 required at the age of 5 years in case children are enrolled at an earlier age. We exclude
142 participants with pure muscular hypotonia, neurometabolic diseases (e.g., neuronal storage
143 diseases, leukodystrophies) and other progressive neurological diseases (e.g., spinocerebellar
144 ataxias, hereditary spastic paraplegia, Rett syndrome, epileptic encephalopathy).

145 Physicians in clinics or practices identify eligible participants according to their clinical diagnosis
146 and recruit them during routine medical consultations (**Figure 1**). Physicians inform eligible
147 participants and caregivers and collect informed consent during their consultations. Study
148 information and consent forms are available in four languages, French, German, Italian, and
149 English. Those who provide informed consent are registered in the Swiss-CP-Reg. For those
150 who do not consent, the registry collects an anonymized minimal data set consisting of year of
151 birth, year of death (if applicable), sex, gestational age, birth weight, and CP type (**Table 1**).

152 **Data collection and data sources**

153 The Swiss-CP-Reg collects data through three main paths: 1) medical records from clinics and
154 private practices; 2) questionnaires sent to patients and families; and 3) re-use of data from
155 routine statistics and other registries.

156 *Medical data:* Baseline medical data is collected in the participating clinics with the support of
157 the registry team at the ISPM in Bern (**Figure 1, Figure 2**). The variable list is based on the
158 SCPE dataset [51] and includes additional information on specific topics such as therapies,
159 scoliosis, hip surveillance and pain (**Table 1**). Personal information collected from the medical
160 records includes patient's name, contact information, date of birth, and contact information of
161 the treating paediatrician. This is necessary to assure long term follow-up of the patients over
162 decades and to invite patients and families to surveys and clinical studies. The dataset enables
163 a detailed description of people living with CP, their clinical condition, diagnosis, measures of
164 severity, and care. CP is diagnosed according to the SCPE guidelines, and severity and
165 comorbidities are assessed using standardized tools such as Gross Motor Function
166 Classification System (GMFCS), Manual Ability Classification System (MACS), or
167 Communication Function Classification System (CFCS). The use of these instruments allows to

168 record the change of the condition over time and to compare centres. Medical data are collected
169 at regular intervals (**Figure 2, Table 1**). The main time-periods when data are collected are: at
170 diagnosis (independent of age), at the age of 5, 10, and 15 years, and at the time of transition to
171 adult care. Follow-up during adulthood is foreseen. When a patient is included in the Swiss-CP-
172 Reg, available data up to the time point of enrolment is collected retrospectively. From then
173 onwards, follow-up data is collected prospectively until death or loss to follow-up. Because of
174 limited resources, centres now collect all available medical data from birth onwards for young
175 children born after 2009. For adolescents born before 2010, we currently collect CP
176 classification and severity data (GMFCS and intelligence quotient [IQ]). A retrospective data
177 collection from birth until enrolment will follow for adolescents as soon as resources allow.

178 *Questionnaire data:* Questionnaires are sent to people with CP in the registry and their families
179 at regular intervals. Participation is voluntary and can be accepted or declined for each survey.
180 Questionnaires cover different topics including healthcare, nutrition, sleep, pain, use of medical
181 equipment, use of ancillary services, academic information including early childhood education
182 level, school and professional integration, family history, health behaviour, quality of life, daily
183 life participation, and needs and concerns of patients and families.

184 *Re-use of data from routine statistics and other registries:* data from routine statistics and other
185 registries can be linked to the Swiss-CP-Reg to answer specific research questions. For
186 example, the Federal Statistics Office (FSO) Live Birth Registry can provide information on
187 gestational age, birth weight, birth length, and parental age; the FSO Cause of Death and
188 Stillbirth Statistics can contribute causes of death; Hospital Episode Statistics can inform on
189 length of hospital stay; the Swiss Neonatal Network and Follow-up Group (SwissNeoNet) has
190 information on the perinatal period for neonatal care data; and the Swiss Neuropediatric Stroke
191 Registry includes infarct data. Authorisation for data linkage is needed from the data providers,
192 e.g., from FSO or SwissNeoNet, for each analysis.

193

194 **Database management and data flows**

195 The Swiss-CP-Reg database is built and managed using Research Electronic Data Capture
196 (REDCap; Nashville, TN, USA) hosted at ISPM [52,53]. REDCap is a secure, web-based
197 software platform supporting data capture for research studies. Captured personal data are
198 strictly confidential. Access to the ISPM server and the Swiss-CP-Reg database is only given to

199 authorised personnel and data are handled with uttermost discretion. Daily, weekly, and monthly
200 back-ups of the database are performed and securely stored on the ISPM servers.

201 Most data are entered in the REDCap database directly by the local healthcare professionals or
202 by members of the Swiss-CP-Reg team (**Figure 2**). The Swiss-CP-Reg team enters additional
203 information that is sent to the ISPM via post or a secured e-mail address. Paper forms are
204 securely locked at ISPM and can only be accessed by Swiss-CP-Reg team members. All paper
205 forms, except for filled-out questionnaires, consent forms, and withdrawals, will be destroyed
206 after digitalization and storage in the REDCap database.

207

208 **Data quality, analyses, and data sharing**

209 Patient's data is checked manually by the Swiss-CP-Reg team and by REDCap for
210 completeness, plausibility, and consistency. Ambiguities are resolved in collaboration with
211 treating healthcare professionals at the time of data entry or after the manual quality check. We
212 randomly perform control checks to detect systematic mistakes during data entry. In addition,
213 selected data points are cross-checked for plausibility with previously entered data. Data
214 analyses are performed using dedicated programs (STATA, R).

215 Pseudonymised data can be made available to other research projects when legal requirements
216 are met. This includes data usage by regional, national, or international research projects.

217 Researchers interested in collaborative work can contact the Swiss-CP-Reg team ([swiss-cp-
218 reg@ispm.unibe.ch](mailto:swiss-cp-reg@ispm.unibe.ch)) to discuss planned projects or analyse existing data. The decision on
219 collaboration is made by the Steering Board of the Swiss-CP-Reg.

220

221 **Governance, organisational structure, and funding**

222 *Organisational structure*

223 In 2014 the setup of a national registry for CP in Switzerland was initiated by Dr. med. Christoph
224 Kuenzle (Ostschweizer Kinderspital, St. Gallen). The setup was divided into three phases. In the
225 preparation phase we defined the stakeholders, organizational structure, fundraising strategy,
226 objectives, dataset, in- and exclusion criteria, participant recruitment, and data collection. During
227 the following build-up phase, we applied for ethical approval, developed data transfer and use
228 agreements and data collection guidelines, set up a REDCap database and dissemination tools,
229 and requested funding. During the third phase, we started to recruit participants and collect
230 data. We developed data quality checks and revised the initial dataset where needed.

231 We developed an inclusive and broad organizational structure, which comprises several
232 specialised bodies. The *steering board* includes specialised paediatricians from all seven large
233 Swiss child hospitals. The involvement of the steering board led to a harmonised national data
234 collection and a more complete recording of a child's clinical picture. The *operational*
235 *management* is located at ISPM Bern and supports the data providers in recruitment and data
236 collection. It hosts and maintains the database, takes care of the legal aspects and public
237 relations, and promotes research. The *expert groups* include specialists from different fields,
238 who support the registry, such as geneticists, paediatric orthopaedic surgeons, physiotherapists,
239 speech therapists, nutritionists, and parents of children or adolescents with CP. The *general*
240 *assembly* includes representatives of clinical centres, national patient organisations, medical
241 societies, and expert groups. They meet once per year to discuss ongoing research and
242 promote study participation. The *clinical centres* provide support in data collection.

243 Swiss-CP-Reg collaborates closely with the Swiss Research Platform for Paediatric Registries
244 (SwissPedReg). This platform provides advice to registries in a build-up phase on for example
245 the ethics application process, datasets and information collection, and organisational structure.
246 Swiss-CP-Reg collaborates closely with national stakeholders, including patients and their
247 families, patient organisations, clinics, medical societies, experts from various disciplines and
248 regions, researchers, and international networks. All national stakeholders are included in the
249 organisational structure of the registry. Swiss-CP-Reg also exchanges information with the
250 collaborative network of CP registries across Europe (SCPE) and will apply for membership as
251 soon as it reaches the prerequisites set by the SCPE e.g., the recruitment of patients also in
252 small clinics and private practices.

253 *Funding*

254 The Swiss-CP-Reg (salaries, consumables, equipment) is financed by several funding bodies
255 that include the 'Schweizerische Stiftung für das cerebral gelähmte Kind (Stiftung Cerebral)',
256 Anna Mueller Grocholski Foundation, Swiss Academy of Childhood Disability (SACD), 'Hand in
257 Hand Anstalt', 'Ostschweizer Kinderspital', the ACCENTUS Charitable Foundation (Walter
258 Muggli Fund), and the Children's Research Centre (University Children's Hospital Zurich),
259 Stiftung Cerebral was the main sponsor during the build-up phase of the registry.

260

261 **Ethical approval**

262 In 2017, Swiss-CP-Reg obtained authorisation from the Cantonal Ethics Committee of Bern
263 (2017-00873, risk category A, observational study) to collect national medical data from
264 hospitals, clinics, and private practices, self-reported data from patients and families, to link
265 data, and to retrospectively register deceased patients and patients lost to follow-up from clinics.

266

267 **RESULTS**

268 **Status of patient registration and data collection**

269 Active patient enrolment started in August 2017 in St. Gallen, followed in 2018 by Basel,
270 Bellinzona, and Bern, in 2019 by Zurich and Geneva, and in 2020 by Lausanne. The Covid-19
271 pandemic slowed down recruitment in 2020 and 2021. By end of August 2021, Swiss-CP-Reg
272 included data from 515 children and adolescents (0-17 years) and 31 adults (≥ 18 years), which
273 represents an estimated 17% of all eligible children with CP in Switzerland. Among eligible
274 participants who were identified and approached, only 30 (5%) refused participation and 4 (1%)
275 were non-responders. For them we collected an anonymized minimal data set (**Table 2**). For
276 about 80 patients the informed consent is pending; therefore, these patients have not yet been
277 registered. By August 2021, we have collected baseline data at time of diagnosis for 400
278 participants, 5-year follow-up data for 266, 10-year follow-up data for 162, 15-year follow-up
279 data for 31, and follow-up data at the timepoint of transition to adult care for two participants.

280

281 **Characteristics of the study population**

282 **Table 2** summarises the basic socio-demographic and medical characteristics of the 546
283 registered participants. Slightly more than half were males (55%) with a median age at
284 registration of 8 years (interquartile range [IQR]: 5-12 years). Most lived in the German speaking
285 language region (82%); were born during the last ten years (year of birth 2011-2020, 52%), at
286 term (gestational age ≥ 37 weeks, 56%), and were younger than 2 years at diagnosis (73%,
287 median age 9 months, IQR: 18-25). The most prevalent type of diagnosis was spastic CP (76%)
288 of whom 40% had bilateral and 36% had unilateral CP. Most (59%) live with a mild motor
289 impairment (Gross Motor Function Classification System [GMFCS] level I, walks without
290 limitations or II, walks with limitations). A moderate motor impairment was diagnosed in 12%
291 (GMFCS level III, walks using a hand-held mobility device), and 29% had a severe motor

292 impairment (GMFCS level IV, self-mobility with limitations; may use powered mobility or V,
293 transport in a manual wheelchair). In a subset of 170 children and adolescents we had collected
294 information on the intelligence quotient (IQ). There was a clear decrease of IQ with increasing
295 level of GMFCS (**Figure 3**).

296

297 **Research projects**

298 The Swiss-CP-Reg collaborates with experts from various fields to realize research projects that
299 aim to standardize and improve CP therapies. It supports the monitoring and research of a wide
300 range of outcomes and data exchange via linkages with national and regional projects led by
301 interested investigators. Ongoing projects address the following broad range of topics: medical
302 cannabinoids, needs and wishes of patients and families, hip surveillance in a variety of Swiss
303 paediatric clinics, risk factors and outcomes of unilateral CP and data linkage with SwissNeoNet
304 (**Table 3**). In addition, master students conduct projects within the scope of Swiss-CP-Reg.
305 Three master theses have been carried out addressing nutrition, the epidemiology of epilepsy,
306 and magnetic resonance imaging classification, and two are currently addressing the relation
307 between neuroimaging patterns and upper limb function in unilateral spastic CP and the timing,
308 type and treatment of epileptic seizures and pain via a survey (SG, CK) Liliane Raess evaluated
309 in her doctoral thesis (under supervision of AMH and Prof. Dr. Hubertus van Hedel) the perinatal
310 history, imaging, outcome and treatment of the Zurich cohort of children with CP and compared
311 this cohort to other registries. Second aim was to investigate the differences in early history and
312 diagnostic process between the rare and common neurologic subtypes of CP in the Zurich
313 cohort.

314 We pursue participation in international research projects, in particular with the SCPE. CK,
315 member of the Swiss-CP-Reg steering board, is a part of the SCPE. He founded a CP registry
316 in the canton of St. Gallen in 2013. He recruited most of the children and adolescents with CP
317 born between 1995 and 2011 and collected their data [2]. The Swiss-CP-Reg participates in
318 projects from the SCPE with the data from St. Gallen [54].

319

320 **DISCUSSION**

321 Swiss-CP-Reg led to standardised and harmonised collection of data on people with CP
322 throughout Switzerland, facilitates data comparison between patients, regions, and countries,

323 and has become a successful communication platform and a powerful tool for answering
324 clinically relevant questions in CP. By August 2021, 546 patients have been enrolled.

325 **Comparison with other registries**

326 The aims of Swiss-CP-Reg are comparable to those of other CP registries [55], but in addition
327 include the creation of a research platform and a network for knowledge exchange. Swiss-CP-
328 Reg uses the SCPE definition of CP like most registries (64%) [55], which facilitates
329 comparison. Many (46%) registries require a minimum age of survival (44%) or a minimum
330 severity criterion (46%) for inclusion [55]. We do not restrict on these criteria to ensure the
331 inclusion of severely affected patients, who deceased at young age, and of mild cases. This
332 reduces selection bias. We collect a complete data set after consent. Other registries use
333 permission by government body or opt-off options [56], which makes recruitment easier. Most
334 CP registries are governmentally funded (72%), others are supported by non-profit
335 organizations/charities (12%) as Swiss-CP-Reg [55].

336 Preliminary results show that CP classification, severity, and prevalence of comorbidities are in
337 line with other European countries [5,57-59]. Most participants are males, are diagnosed with a
338 spastic bilateral CP subtype, and have mild motor impairment (GMFCS levels I or II) in line of
339 expectation [5,57,58].

340

341 **Strengths and limitations**

342 The successful start of the Swiss-CP-Reg is in large parts indebted to its steering board. It has
343 been a bottom-up approach with all large Swiss clinics being represented. We strived to reach
344 consensus on a fully standardised and complete data collection. The board did also set up a
345 thorough methodology for patient identification and registration, individualised for each clinic.
346 The continuous motivation of local medical staff and optimization of recruitment and data
347 collection by steering board members is important since recruitment and data collection is time
348 consuming. All steering board members are dedicated and have a broad national and
349 international network, which facilitates funding and connections with all stakeholders. This,
350 together with the dissemination activity of the registry, creates a platform for interdisciplinary
351 and interregional communication and knowledge exchange, one of the key goals of the registry.
352 Another strength of the Swiss-CP-Reg is its role as research platform. Several other factors
353 contribute to its success. First, we developed our data set based on the data set established by
354 SCPE, which facilitates comparison with other registries. Secondly, Swiss-CP-Reg simplifies

355 research projects, as it obtained a broad ethical approval via a single informed consent to
356 collect data from multiple sources, conduct surveys, and link data. We can also contact
357 participants and their families directly to invite them for nested research. Finally, the registry can
358 share partial coded data with research projects when they meet all legal requirements.

359 A limitation of the Swiss-CP-Reg is that it currently misses patients, who are diagnosed and
360 treated in smaller clinics and private practices, and adult patients. This might have biased the
361 distribution of severity, as it is possible that university hospitals treat more severe cases than
362 smaller clinics and private practices. Efforts are made to become more inclusive by including all
363 eligible patients. This will allow to make reliable statements about CP in Switzerland in the
364 future and enable comparison with registries who apply different inclusion criteria, e.g., minimal
365 severity of CP or exclusion of severely affected patients deceasing at young age. Secondly, the
366 registry is limited now by retrospective data collection at time of recruitment. This will improve as
367 soon as all patients already in follow-up have been included, so that recruitment can focus on
368 incident cases, where data can be collected prospectively.

369

370 **Future developments**

371 In the coming years patient recruitment will be expanded to include more clinics and private
372 practices. We will also expand recruitment to adult participants. We plan in-depth analyses of
373 topics causing patients with CP and their families concern. Data will be collected via
374 questionnaires. The studied topics will depend on the outcome of our current project on needs
375 and wishes of patients with CP and their families. The aim of these surveys will be to support
376 CP patients and their families by uncovering possible intervention strategies for each topic.
377 An important focus of research is the participation of people with CP in daily activities.
378 Children and adolescents with CP participate less in social life than their peers [9]. Participation
379 can be increased by therapeutic measures, but data on the situation in Switzerland is lacking.
380 Therefore, we are currently setting up a study to investigate carriers and facilitators for the
381 participation of children with CP. This study will assess how children with CP and their families
382 evaluate their participation in social life. In addition, future research projects of Swiss-CP-Reg
383 aim to understand the aetiology of CP; uncover prognostic factors of CP during the perinatal
384 phase; evaluate the occurrence of associated syndromes and anomalies; determine
385 comorbidities; evaluate and improve treatments and therapies; detect regional differences of
386 medical coverage, evaluate the impact of socio-economic factors on diagnosis, prognosis, and
387 quality of life; develop strategies to enhance quality of life; uncover needs and concerns of

388 patients and families and evaluate early education and integration of CP patients in the school
389 system and working environment. Further this data can be used for education of young medical
390 staff members to train their diagnostic and therapeutic knowledge and skills to ensure
391 improvement the care of patients suffering from cerebral palsy in future.

392

393 **CONCLUSIONS**

394 The Swiss-CP-Reg is now established in Switzerland, generates rich information on people
395 living with CP and has facilitated the development of national and international research projects
396 in various fields. Swiss-CP-Reg serves as an instrument for medical care, clinical and
397 epidemiological research, the assessment of health care structures, and the evaluation of
398 medical procedures to increase our understanding of cerebral palsy, explore causes of CP and
399 associated conditions, and improve clinical practice.

400

401 **ACKNOWLEDGMENTS**

402 The authors express their gratitude to Dr. Christoph Kuenzle who initiated the Swiss-CP-Reg
403 and all local hubs of Swiss Research Network of Clinical Paediatric Hubs (SwissPedNet) for
404 their support for patient recruitment and data collection. We thank all patients in the Swiss-CP-
405 Reg and their families for taking part. We thank all the physicians and local study teams who
406 helped identify and register patients and worked closely with us throughout building the Swiss-
407 CP-Reg. We are grateful to Prof. Dr. Thomas Dreher, Dr. Anne Girardet, Prof. Dr. Hubertus van
408 Hedel, and Prof. Dr Christina Schulze for their collaboration on various projects and to the
409 SACD for hosting the general assembly of Swiss-CP-Reg during their annual conference. We
410 are thankful to our sponsors (see 'Funding'), without whom this work would not be possible.
411 SwissPedReg, member of the SwissPedNet, supports the Swiss-CP-Reg with its research
412 infrastructure.

413

414 **CONFLICTS OF INTEREST**

415 No conflict of interest.

416

417 **ABBREVIATIONS**

418	CFCS	Communication Function Classification System
419	CP	Cerebral Palsy
420	FSO	Federal Statistics Office
421	GMFCS	Gross Motor Function Classification System
422	ISPM	Institute of Social and Preventive Medicine
423	IQ	Intelligence quotient
424	MACS	Manual Ability Classification System
425	REDCap	Research Electronic Data Capture
426	SACD	Swiss Academy of Childhood Disability
427	SCPE	Surveillance of Cerebral Palsy in Europe
428	Swiss-CP-Reg	Swiss Cerebral Palsy Registry
429	SwissNeoNet	Swiss Neonatal Network and Follow-up Group
430	SwissPedNet	Swiss Research Network of Clinical Paediatric Hubs
431	SwissPedReg	Swiss Research Platform for Paediatric Registries

REFERENCES

- 432 1. Graham, H.K.; Rosenbaum, P.; Paneth, N.; Dan, B.; Lin, J.P.; Damiano, D.L.; Becher, J.G.;
433 Gaebler-Spira, D.; Colver, A.; Reddihough, D.S., *et al.* Cerebral palsy. *Nature reviews. Disease*
434 *primers* **2016**, *2*, 15082.
- 435 2. Kuenzle, C.; Stojicevic, V.; Forni, R.; van Son, C.; Maier, O. Epidemiology of cerebral palsy in
436 eastern switzerland (st. Gallen). *Developmental Medicine & Child Neurology* **2015**, *57*, 49-49.
- 437 3. Rosenbaum, P.; Paneth, N.; Leviton, A.; Goldstein, M.; Bax, M.; Damiano, D.; Dan, B.;
438 Jacobsson, B. A report: The definition and classification of cerebral palsy april 2006.
439 *Developmental medicine and child neurology. Supplement* **2007**, *109*, 8-14.
- 440 4. Hollung, S.J.; Bakken, I.J.; Vik, T.; Lydersen, S.; Wiik, R.; Aaberg, K.M.; Andersen, G.L.
441 Comorbidities in cerebral palsy: A patient registry study. *Developmental medicine and child*
442 *neurology* **2020**, *62*, 97-103.
- 443 5. Jonsson, U.; Eek, M.N.; Sunnerhagen, K.S.; Himmelmann, K. Cerebral palsy prevalence,
444 subtypes, and associated impairments: A population-based comparison study of adults and
445 children. *Developmental medicine and child neurology* **2019**, *61*, 1162-1167.
- 446 6. Fauconnier, J.; Dickinson, H.O.; Beckung, E.; Marcelli, M.; McManus, V.; Michelsen, S.I.; Parkes,
447 J.; Parkinson, K.N.; Thyen, U.; Arnaud, C., *et al.* Participation in life situations of 8-12 year old
448 children with cerebral palsy: Cross sectional european study. *BMJ (Clinical research ed.)* **2009**,
449 *338*, b1458.
- 450 7. Michelsen, S.I.; Flachs, E.M.; Uldall, P.; Eriksen, E.L.; McManus, V.; Parkes, J.; Parkinson, K.N.;
451 Thyen, U.; Arnaud, C.; Beckung, E., *et al.* Frequency of participation of 8-12-year-old children
452 with cerebral palsy: A multi-centre cross-sectional european study. *European journal of paediatric*
453 *neurology : EJPN : official journal of the European Paediatric Neurology Society* **2009**, *13*, 165-
454 177.
- 455 8. Colver, A.; Thyen, U.; Arnaud, C.; Beckung, E.; Fauconnier, J.; Marcelli, M.; McManus, V.;
456 Michelsen, S.I.; Parkes, J.; Parkinson, K., *et al.* Association between participation in life situations
457 of children with cerebral palsy and their physical, social, and attitudinal environment: A cross-
458 sectional multicenter european study. *Archives of physical medicine and rehabilitation* **2012**, *93*,
459 2154-2164.
- 460 9. Michelsen, S.I.; Flachs, E.M.; Damsgaard, M.T.; Parkes, J.; Parkinson, K.; Rapp, M.; Arnaud, C.;
461 Nystrand, M.; Colver, A.; Fauconnier, J., *et al.* European study of frequency of participation of
462 adolescents with and without cerebral palsy. *European journal of paediatric neurology : EJPN :*
463 *official journal of the European Paediatric Neurology Society* **2014**, *18*, 282-294.
- 464 10. Colver, A.; Rapp, M.; Eisemann, N.; Ehlinger, V.; Thyen, U.; Dickinson, H.O.; Parkes, J.;
465 Parkinson, K.; Nystrand, M.; Fauconnier, J., *et al.* Self-reported quality of life of adolescents with
466 cerebral palsy: A cross-sectional and longitudinal analysis. *Lancet (London, England)* **2015**, *385*,
467 705-716.
- 468 11. Bundesamt für Sozialversicherungen BSV. Schweizerische eidgenossenschaft. Die
469 medizinischen massnahmen in der invaliden- und krankensversicherung.
470 <https://www.parlament.ch/centers/documents/de/med-massnahmen-iv-kv-2013-03-15-d.pdf>
471 (14.07.2021),
- 472 12. Brehaut, J.C.; Kohen, D.E.; Raina, P.; Walter, S.D.; Russell, D.J.; Swinton, M.; O'Donnell, M.;
473 Rosenbaum, P. The health of primary caregivers of children with cerebral palsy: How does it
474 compare with that of other canadian caregivers? *Pediatrics* **2004**, *114*, e182-191.
- 475 13. Raina, P.; O'Donnell, M.; Rosenbaum, P.; Brehaut, J.; Walter, S.D.; Russell, D.; Swinton, M.;
476 Zhu, B.; Wood, E. The health and well-being of caregivers of children with cerebral palsy.
477 *Pediatrics* **2005**, *115*, e626-636.
- 478 14. Yamaoka, Y.; Tamiya, N.; Moriyama, Y.; Sandoval Garrido, F.A.; Sumazaki, R.; Noguchi, H.
479 Mental health of parents as caregivers of children with disabilities: Based on japanese nationwide
480 survey. *PLoS one* **2015**, *10*, e0145200.
- 481 15. Lach, L.M.; Kohen, D.E.; Garner, R.E.; Brehaut, J.C.; Miller, A.R.; Klassen, A.F.; Rosenbaum,
482 P.L. The health and psychosocial functioning of caregivers of children with neurodevelopmental
483 disorders. *Disabil Rehabil* **2009**, *31*, 741-752.

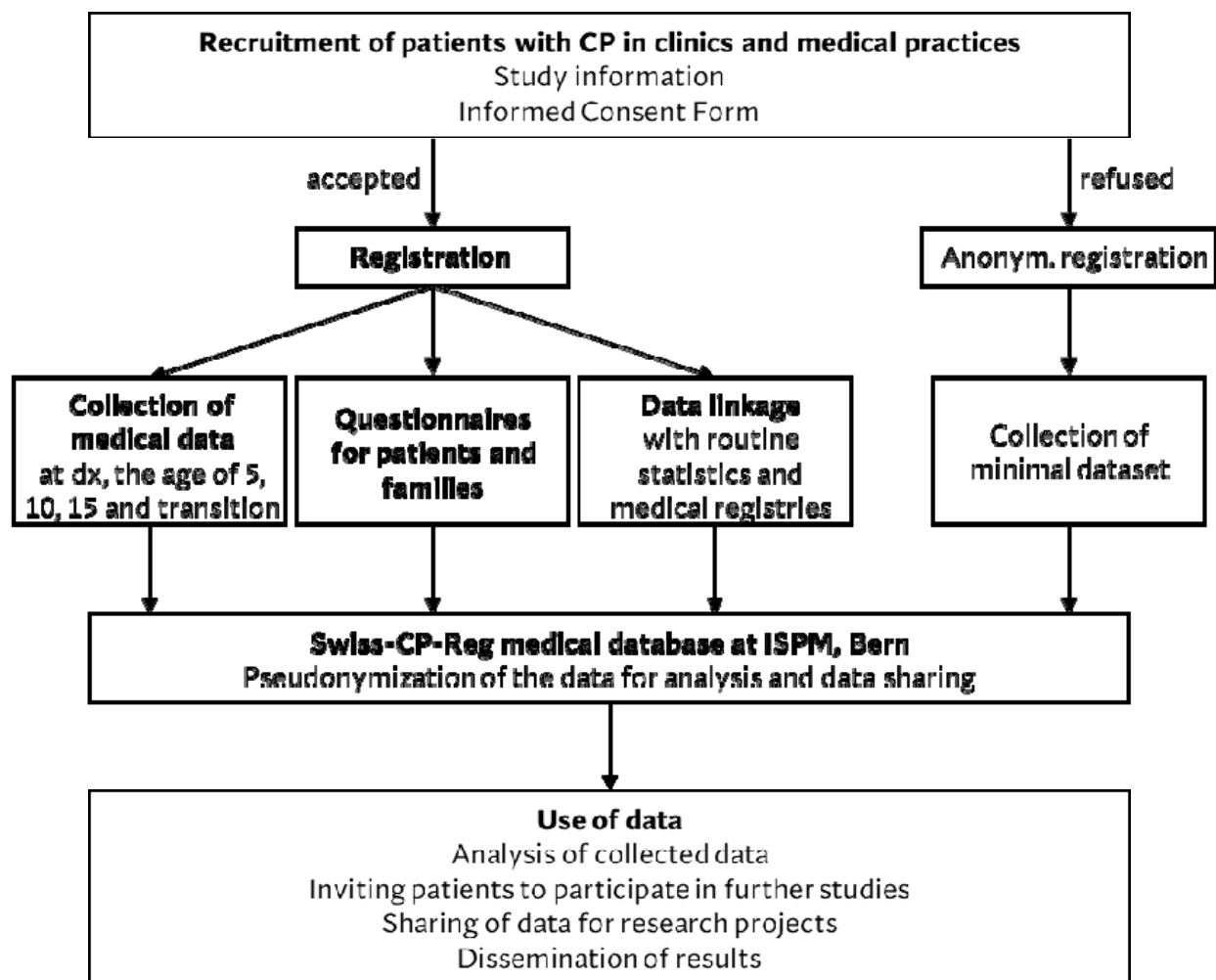
- 484 16. Sibal, R.F.; Schuengel, C.; Voorman, J.M.; Van Eck, M.; Becher, J.G. Course of behaviour
485 problems of children with cerebral palsy: The role of parental stress and support. *Child Care*
486 *Health Dev* **2010**, *36*, 74-84.
- 487 17. Majnemer, A.; Shevell, M.; Law, M.; Poulin, C.; Rosenbaum, P. Indicators of distress in families of
488 children with cerebral palsy. *Disabil Rehabil* **2012**, *34*, 1202-1207.
- 489 18. Park, M.S.; Chung, C.Y.; Lee, K.M.; Sung, K.H.; Choi, I.H.; Kim, T.W. Parenting stress in parents
490 of children with cerebral palsy and its association with physical function. *Journal of pediatric*
491 *orthopedics. Part B* **2012**, *21*, 452-456.
- 492 19. Tseng, M.H.; Chen, K.L.; Shieh, J.Y.; Lu, L.; Huang, C.Y.; Simeonsson, R.J. Child characteristics,
493 caregiver characteristics, and environmental factors affecting the quality of life of caregivers of
494 children with cerebral palsy. *Disabil Rehabil* **2016**, *38*, 2374-2382.
- 495 20. Woodgate, R.L.; Edwards, M.; Ripat, J.D.; Rempel, G.; Johnson, S.F. Siblings of children with
496 complex care needs: Their perspectives and experiences of participating in everyday life. *Child*
497 *Care Health Dev* **2016**, *42*, 504-512.
- 498 21. The cerebral palsy register of attica. [https://eu-rd-platform.jrc.ec.europa.eu/scpe/scpe-](https://eu-rd-platform.jrc.ec.europa.eu/scpe/scpe-network/members/greece_en)
499 [network/members/greece_en](https://eu-rd-platform.jrc.ec.europa.eu/scpe/scpe-network/members/greece_en) (22.09.2021),
- 500 22. The cerebral palsy register of central italy - viterbo. [https://eu-rd-](https://eu-rd-platform.jrc.ec.europa.eu/scpe/scpe-network/members/italy_en)
501 [platform.jrc.ec.europa.eu/scpe/scpe-network/members/italy_en](https://eu-rd-platform.jrc.ec.europa.eu/scpe/scpe-network/members/italy_en) (22.09.2021),
- 502 23. The cerebral palsy register of innsbruck. https://eu-rd-platform.jrc.ec.europa.eu/node/10_sl
503 (22.09.2021),
- 504 24. Australian Cerebral Palsy Register, G. Australia and the Australian cerebral palsy register for the
505 birth cohort 1993 to 2006. *Dev Med Child Neurol* **2016**, *58 Suppl 2*, 3-4.
- 506 25. Shevell, M.I.; Dagenais, L.; Hall, N.; Consortium, R. Comorbidities in cerebral palsy and their
507 relationship to neurologic subtype and gmfcs level. *Neurology* **2009**, *72*, 2090-2096.
- 508 26. Alriksson-Schmidt, A.; Rimstedt, A.B.; Hagglund, G. Cpup- a multidisciplinary secondary
509 prevention program for individuals with cerebral palsy. *Int J Integr Care* **2019**, *19*.
- 510 27. Uldall, P.; Michelsen, S.I.; Topp, M.; Madsen, M. The danish cerebral palsy registry. A registry on
511 a specific impairment. *Dan Med Bull* **2001**, *48*, 161-163.
- 512 28. Yim, S.Y.; Yang, C.Y.; Park, J.H.; Kim, M.Y.; Shin, Y.B.; Kang, E.Y.; Lee, Z.I.; Kwon, B.S.;
513 Chang, J.C.; Kim, S.W., *et al.* Korean database of cerebral palsy: A report on characteristics of
514 cerebral palsy in south korea. *Ann Rehabil Med* **2017**, *41*, 638-649.
- 515 29. Badawi, N.; Honan, I.; Finch-Edmondson, M.; Hogan, A.; Fitzgerald, J.; Imms, C. The Australian &
516 New Zealand cerebral palsy strategy. *Dev Med Child Neurol* **2020**, *62*, 885.
- 517 30. Bufteac, E.G.; Andersen, G.L.; Torstein, V.; Jahnsen, R. Cerebral palsy in moldova: Subtypes,
518 severity and associated impairments. *Bmc Pediatr* **2018**, *18*.
- 519 31. Almasri, N.A.; Saleh, M.; Abu-Dahab, S.; Malkawi, S.H.; Nordmark, E. Development of a cerebral
520 palsy follow-up registry in Jordan (cpup-jordan). *Child Care Health Dev* **2018**, *44*, 131-139.
- 521 32. Surveillance of Cerebral Palsy in Europe. Surveillance of cerebral palsy in Europe: A collaboration
522 of cerebral palsy surveys and registers. Surveillance of cerebral palsy in Europe (scpe). *Dev Med*
523 *Child Neurol* **2000**, *42*, 816-824.
- 524 33. Hurvitz, E.A.; Gross, P.H.; Gannotti, M.E.; Bales, A.F.; Horn, S.D. Registry-based research in
525 cerebral palsy: The cerebral palsy research network. *Phys Med Rehabil Clin N Am* **2020**, *31*, 185-
526 194.
- 527 34. Wiedemann, A.; Pastore-Wapp, M.; Slavova, N.; Steiner, L.; Weisstanner, C.; Regényi, M.;
528 Steinlin, M.; Grunt, S. Impact of stroke volume on motor outcome in neonatal arterial ischemic
529 stroke. *European journal of paediatric neurology : EJPN : official journal of the European*
530 *Paediatric Neurology Society* **2020**, *25*, 97-105.
- 531 35. Caspar-Teuscher, M.; Studer, M.; Regényi, M.; Steinlin, M.; Grunt, S. Health related quality of life
532 and manual ability 5 years after neonatal ischemic stroke. *European journal of paediatric*
533 *neurology : EJPN : official journal of the European Paediatric Neurology Society* **2019**, *23*, 716-
534 722.
- 535 36. Grunt, S.; Mazenauer, L.; Buerki, S.E.; Boltshauser, E.; Mori, A.C.; Datta, A.N.; Fluss, J.; Mercati,
536 D.; Keller, E.; Maier, O., *et al.* Incidence and outcomes of symptomatic neonatal arterial ischemic
537 stroke. *Pediatrics* **2015**, *135*, e1220-1228.

- 538 37. Grunt, S.; Newman, C.J.; Saxer, S.; Steinlin, M.; Weisstanner, C.; Kaelin-Lang, A. The mirror
539 illusion increases motor cortex excitability in children with and without hemiparesis.
540 *Neurorehabilitation and neural repair* **2017**, *31*, 280-289.
- 541 38. Bruchez, R.; Jequier Gyax, M.; Roches, S.; Fluss, J.; Jacquier, D.; Ballabeni, P.; Grunt, S.;
542 Newman, C.J. Mirror therapy in children with hemiparesis: A randomized observer-blinded trial.
543 *Developmental medicine and child neurology* **2016**, *58*, 970-978.
- 544 39. Weisstanner, C.; Saxer, S.; Wiest, R.; Kaelin-Lang, A.; Newman, C.J.; Steinlin, M.; Grunt, S. The
545 neuronal correlates of mirror illusion in children with spastic hemiparesis: A study with functional
546 magnetic resonance imaging. *Swiss medical weekly* **2017**, *147*, w14415.
- 547 40. Datta, A.N.; Furrer, M.A.; Bernhardt, I.; Hüppi, P.S.; Borradori-Tolsa, C.; Bucher, H.U.; Latal, B.;
548 Grunt, S.; Natalucci, G. Fidgety movements in infants born very preterm: Predictive value for
549 cerebral palsy in a clinical multicentre setting. *Developmental medicine and child neurology* **2017**,
550 *59*, 618-624.
- 551 41. van Hedel, H.J.A.; Severini, G.; Scarton, A.; O'Brien, A.; Reed, T.; Gaebler-Spira, D.; Egan, T.;
552 Meyer-Heim, A.; Graser, J.; Chua, K., *et al.* Advanced robotic therapy integrated centers (artic):
553 An international collaboration facilitating the application of rehabilitation technologies. *Journal of*
554 *neuroengineering and rehabilitation* **2018**, *15*, 30.
- 555 42. Meyer-Heim, A.; Ammann-Reiffer, C.; Schmartz, A.; Schäfer, J.; Sennhauser, F.H.; Heinen, F.;
556 Knecht, B.; Dabrowski, E.; Borggraefe, I. Improvement of walking abilities after robotic-assisted
557 locomotion training in children with cerebral palsy. *Archives of disease in childhood* **2009**, *94*,
558 615-620.
- 559 43. Ammann-Reiffer, C.; Bastiaenen, C.H.; Meyer-Heim, A.D.; van Hedel, H.J. Effectiveness of robot-
560 assisted gait training in children with cerebral palsy: A bicenter, pragmatic, randomized, cross-
561 over trial (pelogait). *BMC pediatrics* **2017**, *17*, 64.
- 562 44. Rutz, E.; Vavken, P.; Camathias, C.; Haase, C.; Jünemann, S.; Brunner, R. Long-term results
563 and outcome predictors in one-stage hip reconstruction in children with cerebral palsy. *The*
564 *Journal of bone and joint surgery. American volume* **2015**, *97*, 500-506.
- 565 45. Brégou Bourgeois, A.; Mariani, B.; Aminian, K.; Zambelli, P.Y.; Newman, C.J. Spatio-temporal
566 gait analysis in children with cerebral palsy using, foot-worn inertial sensors. *Gait & posture* **2014**,
567 *39*, 436-442.
- 568 46. Bonnefoy-Mazure, A.; De Coulon, G.; Armand, S. Self-perceived gait quality in young adults with
569 cerebral palsy. *Developmental medicine and child neurology* **2020**, *62*, 868-873.
- 570 47. Brunner, A.L.; Rutz, E.; Juenemann, S.; Brunner, R. Continuous vs. Blocks of physiotherapy for
571 motor development in children with cerebral palsy and similar syndromes: A prospective
572 randomized study. *Developmental neurorehabilitation* **2014**, *17*, 426-432.
- 573 48. Weber, P.; Bolli, P.; Heimgartner, N.; Merlo, P.; Zehnder, T.; Kätterer, C. Behavioral and
574 emotional problems in children and adults with cerebral palsy. *European journal of paediatric*
575 *neurology : EJPN : official journal of the European Paediatric Neurology Society* **2016**, *20*, 270-
576 274.
- 577 49. Araneda, R.; Sizonenko, S.V.; Newman, C.J.; Dinomais, M.; Le Gal, G.; Ebner-Karestinos, D.;
578 Paradis, J.; Klöcker, A.; Saussez, G.; Demas, J., *et al.* Protocol of changes induced by early
579 hand-arm bimanual intensive therapy including lower extremities (e-habit-ile) in pre-school
580 children with bilateral cerebral palsy: A multisite randomized controlled trial. *BMC neurology*
581 **2020**, *20*, 243.
- 582 50. Aurich-Schuler, T.; Warken, B.; Graser, J.V.; Ulrich, T.; Borggraefe, I.; Heinen, F.; Meyer-Heim,
583 A.; van Hedel, H.J.; Schroeder, A.S. Practical recommendations for robot-assisted treadmill
584 therapy (lokomat) in children with cerebral palsy: Indications, goal setting, and clinical
585 implementation within the who-icf framework. *Neuropediatrics* **2015**, *46*, 248-260.
- 586 51. Surveillance of Cerebral Palsy in Europe. *Surveillance of cerebral palsy in europe (scpe):*
587 *Scientific report 1998-2018*; https://eu-rd-platform.jrc.ec.europa.eu/scpe_en, 2018.
- 588 52. Harris, P.A.; Taylor, R.; Minor, B.L.; Elliott, V.; Fernandez, M.; O'Neal, L.; McLeod, L.; Delacqua,
589 G.; Delacqua, F.; Kirby, J., *et al.* The redcap consortium: Building an international community of
590 software platform partners. *Journal of biomedical informatics* **2019**, *95*, 103208.
- 591 53. Harris, P.A.; Taylor, R.; Thielke, R.; Payne, J.; Gonzalez, N.; Conde, J.G. Research electronic
592 data capture (redcap)--a metadata-driven methodology and workflow process for providing
593 translational research informatics support. *Journal of biomedical informatics* **2009**, *42*, 377-381.

- 594 54. Sellier, E.; Goldsmith, S.; McIntyre, S.; Perra, O.; Rackauskaite, G.; Badawi, N.; Fares, A.;
595 Smithers-Sheedy, H.; Europe, S.C.P.; Register, A.C.P. Cerebral palsy in twins and higher
596 multiple births: A europe-australia population-based study. *Developmental Medicine and Child*
597 *Neurology* **2021**, *63*, 712-720.
- 598 55. Ashwal, S.; Russman, B.S.; Blasco, P.A.; Miller, G.; Sandler, A.; Shevell, M.; Stevenson, R.;
599 Quality Standards Subcommittee of the American Academy of, N.; Practice Committee of the
600 Child Neurology, S. Practice parameter: Diagnostic assessment of the child with cerebral palsy:
601 Report of the quality standards subcommittee of the american academy of neurology and the
602 practice committee of the child neurology society. *Neurology* **2004**, *62*, 851-863.
- 603 56. Goldsmith, S.; McIntyre, S.; Smithers-Sheedy, H.; Blair, E.; Cans, C.; Watson, L.; Yeargin-
604 Allsopp, M.; Australian Cerebral Palsy Register, G. An international survey of cerebral palsy
605 registers and surveillance systems. *Dev Med Child Neurol* **2016**, *58 Suppl 2*, 11-17.
- 606 57. Surveillance of Cerebral Palsy in Europe (SCPE). Prevalence and characteristics of children with
607 cerebral palsy in europe. *Developmental medicine and child neurology* **2002**, *44*, 633-640.
- 608 58. Andersen, G.L.; Irgens, L.M.; Haagaas, I.; Skranes, J.S.; Meberg, A.E.; Vik, T. Cerebral palsy in
609 norway: Prevalence, subtypes and severity. *European journal of paediatric neurology : EJPN :
610 official journal of the European Paediatric Neurology Society* **2008**, *12*, 4-13.
- 611 59. Oskoui, M.; Coutinho, F.; Dykeman, J.; Jette, N.; Pringsheim, T. An update on the prevalence of
612 cerebral palsy: A systematic review and meta-analysis. *Dev Med Child Neurol* **2013**, *55*, 509-519.
- 613 60. Robb, J.E.; Hägglund, G. Hip surveillance and management of the displaced hip in cerebral
614 palsy. *Journal of children's orthopaedics* **2013**, *7*, 407-413.

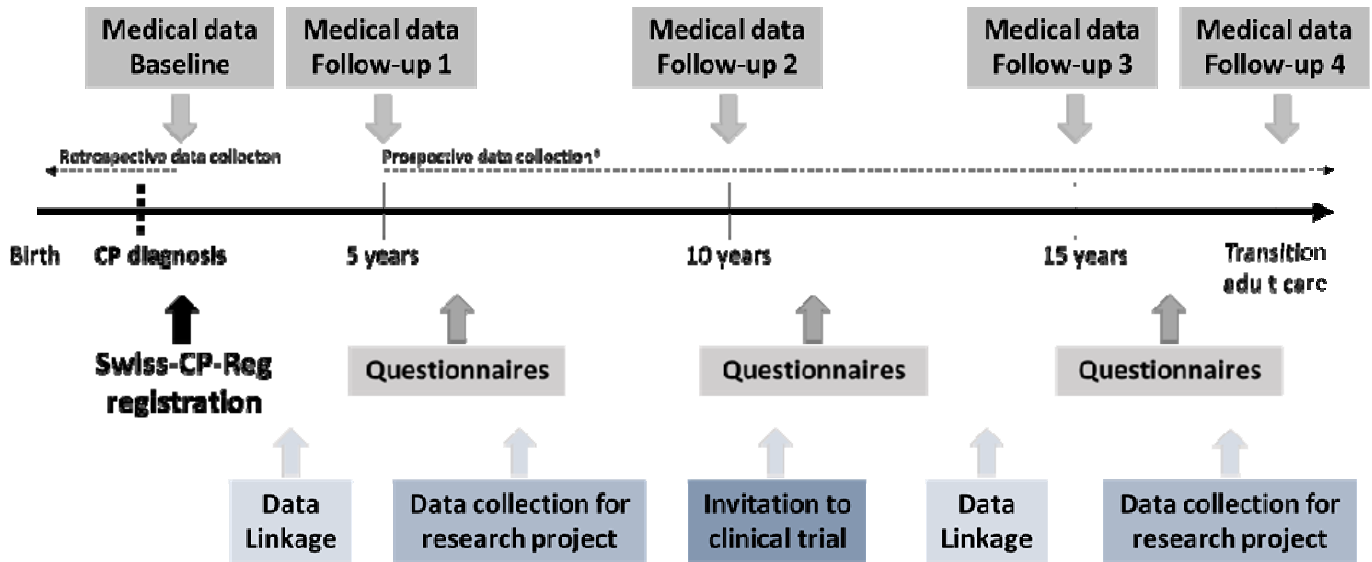
615

Figure 1. Schematic chart of patient recruitment, data collection, and use of data of the Swiss Cerebral Palsy Registry



CP, cerebral palsy; dx, diagnosis; ISPM, institute of social and preventive medicine; transition, transition to adult care.

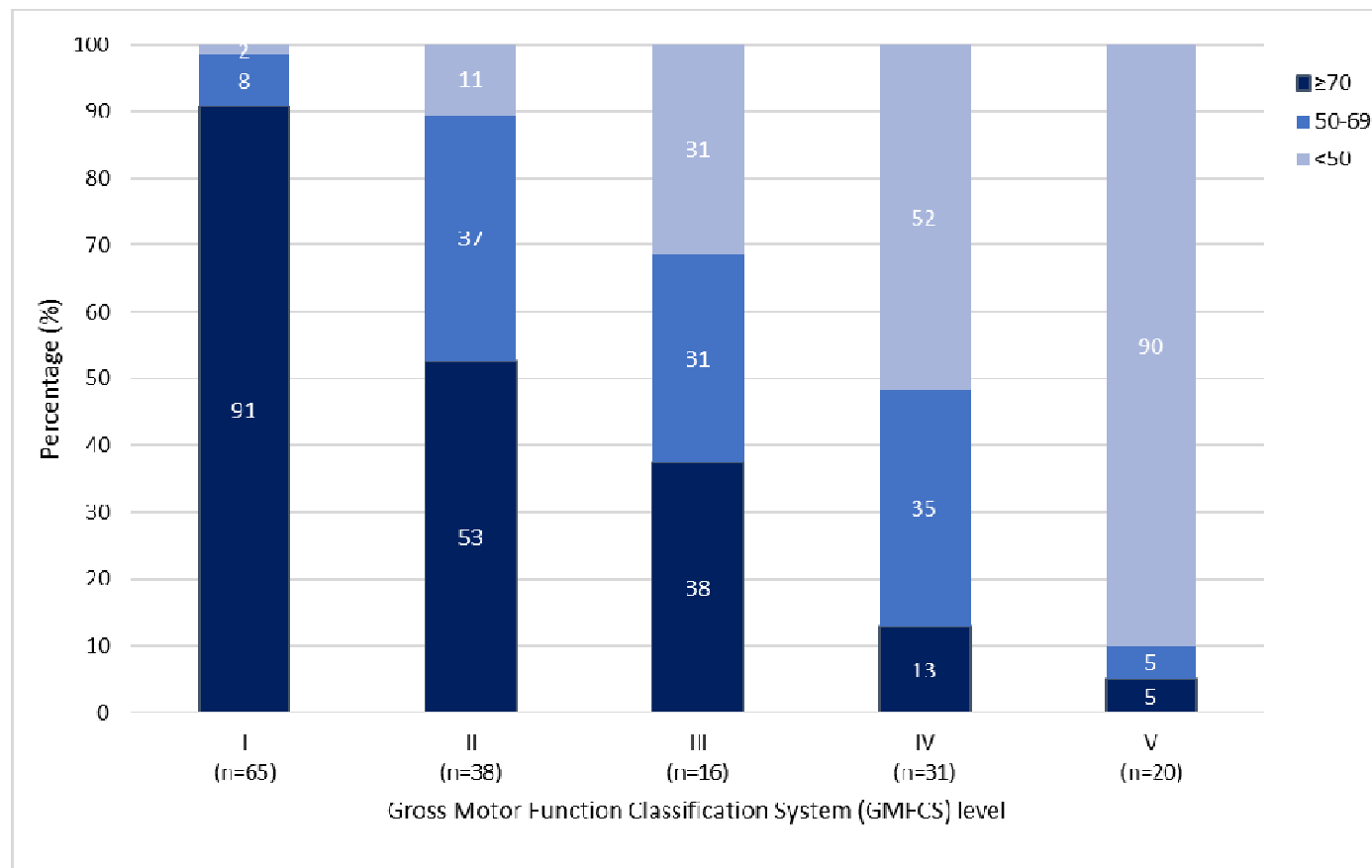
Figure 2. Schematic flow chart of Swiss-CP-Reg; data collection management and timelines



CP, cerebral palsy; Swiss-CP-Reg, Swiss Cerebral Palsy Registry

* Medical follow-up data can be collected retrospectively if a participant is registered after diagnosis

Figure 3. Intelligence quotient distribution, by Gross Motor Function Classification System, in a subset of 170 child and adolescent included in the Swiss-CP-Reg



Gross Motor Function Classification System (GMFCS) is subdivided in level I, Walks without limitations; level II, Walks with limitations; level III, Walks using a hand-held mobility device; level IV, Self-Mobility with limitations; may use powered mobility, and level V, Transported in a manual wheelchair; intelligence quotient (IQ). The P-value calculated from Chi-Square statistics comparing GMFCS levels (2-sided) is <0.001.

Table 1. Description of the data collected in the Swiss Cerebral Palsy Registry and time points of assessment

		Dx	Follow-up ²
Patient information¹			
Name, address, medical centre, sex ³ , date/year ³ of birth, cause of death, date/year ³ of death, parents' education, and occupation		X	X
Medical data			
Date of examination/last consultation		X	X
Confirmation of CP diagnosis			X
Anthropometric data	Height, weight, head circumference	X	X
CP diagnosis	Age at diagnosis, post neonatal CP (cause, time of insult, ICD code)	X	
CP classification	CP type ³ , GMFCS, MACS	X	X
Syndromes and anomalies	Genetic analysis, diagnosed syndromes (ICD code), cardiac malformation (ICD code), additional congenital anomalies, hydrocephalus	X	X
Imaging	Type (US, MRI, CT), date, classification of results, side	X	X
Perinatal information	Maternal place of residence at birth, maternal infection during pregnancy, (trimester, pathogen), place of birth, gestational age (weeks and days) ³ , delivery mode, birth weight ³ , birth length, head circumference, multiple birth, Apgar score at 5 min, admission in neonatal care unit, convulsions, therapeutic hypothermia (active/passive)	X	
Cognition	Neurodevelopmental and cognitive assessments (date, type, result,)		X
Comorbidities	Communication (VSS, CFCS, AAC), nutrition (EDACS), visual and hearing impairments (severity), epilepsy (diagnosis, onset, drugs), pain (chronicity, description)		X
Musculoskeletal system	Pathological fractures, hip dislocation (date, side, MI), scoliosis (date, Cobb angle)		X
Treatments	Therapies (physio-, psychotherapy, occupational, equine-assisted, speech, and language therapy) surgeries, medical management, postural management		

AAC, Augmented and Alternative Communication; Apgar, Appearance, Pulse, Grimace, Activity, Respiration; CFCS, Communication Function Classification System; CP, Cerebral Palsy; CT, Computed Tomography; Dx, Diagnostic data; EDACS, Eating and Drinking Ability Classification System; Fu, Follow-up data; GMFCS, Gross Motor Function Classification System; ICD, International Classification of Disease; MACS, Manual Ability Classification System; MI, Migration Index; MRI, Magnetic Resonance Imaging; US, Ultra Sound; VSS, Viking Speech Scale.

¹Access to identifying information is stored with restricted access.

²Follow-up data at 5 (4-6) years, 10 (9-11) years, 15 (14-16) years, at transition to adult care, and follow-up data of adult CP patients (time-points of assessments to be defined).

³Part of minimal data set.

Table 2. Characteristics of study participants in the Swiss Cerebral Palsy Registry (N=546, status at 31.08.2021)

Characteristics	N ²	Registered persons n (%)
Informed Consent	546	
Signed		512 (94)
Refused		30 (5)
Non-responder		4 (1)
Sex	546	
Females		248 (45)
Males		298 (55)
Age at registration, years, median (IQR)	546	8 (5-12)
<5		144 (26)
5-10		191 (35)
10-15		169 (31)
>15		42 (8)
Language region of Switzerland	546	
German speaking		448 (82)
French speaking ¹		74 (14)
Italian speaking		24 (4)
Year of birth	546	
1996-2000		9 (2)
2001-2005		58 (11)
2006-2010		195 (36)
2011-2016		189 (35)
2016-2020		95 (17)
Gestational Age, weeks	362	
<28		39 (11)
28-31		60 (17)
32-36		62 (17)
≥37		201 (56)
Age at diagnosis, months, median (IQR)	283	9 (18-25)
<24		208 (73)
25-48		57 (20)
49- 72		10 (4)
>72		8(3)
CP Type³	432	
Spastic		329 (76)
<i>Bilateral</i>		172 (40)
<i>Unilateral</i>		155 (36)
<i>Unknown</i>		2 (<1)
Dyskinetic		49 (11)
Ataxic		55 (13)
GMFCS³	402	
I Walks without limitations		150 (37)
II Walks with limitations		87 (22)
III Walks using a hand-held mobility device		49 (12)

IV Self-mobility with limitations; may use powered mobility	64 (16)
V Transport in a manual wheelchair	52 (13)

CP, Cerebral palsy; GMFCS, Gross Motor Function Classification System; IQR, interquartile range.

¹Start of recruitment was delayed due to legal issues.

²Data collection is ongoing.

³Classifications at the last data collection

Table 3: Ongoing and finalised research projects and collaborations of Swiss Cerebral Palsy Registry (September 2021)

Principal investigator, place	Project
PD Dr. med. S. Grunt, Bern	Prescription practices of medical cannabinoids in children with CP: Medical cannabinoids are prescribed to children with CP despite limited evidence. The aim of the study is to assess the prescription practices of cannabinoids in children with CP with a particular focus on indications and preparations used and how well cannabinoids are tolerated. Data are collected from physicians by an online survey.
PD Dr. A. Tscherter, Bern	Needs and wishes of patients with CP and their families: Data on needs and wishes of children with CP and their families living in Switzerland is collected via questionnaires. The aim of this study is to uncover sources of concern by patients and families (such as quality of life, nutrition, communication, use of aids).
Prof. Dr. med. T. Dreher, Zurich	Hip surveillance: Monitoring the hips of patients with CP is important to detect and treat luxation at an early stage. Several countries have implemented hip surveillance programs [60]. The aim of this project is to establish such a monitoring program in Switzerland. Currently, the data set and the data collection procedure are being validated in Zurich.
Dr. M. Adams, PD Dr. A. Tscherter, Zurich, Bern	Swiss Neonatal Network & Follow-up Group (SwissNeoNet): Partial pseudonymized data from SwissNeoNet and Swiss-CP-Reg are regularly linked to identify missing children and facilitate collaborative research. In the first data linkage in August 2021, we could identify 186 preterm children not yet included in Swiss-CP-Reg.
Dr. A. Girardet, PD Dr. J. Fluss, Geneva	Risk factors and outcomes of unilateral CP: Unilateral CP is the most common form of CP affecting up to 40% of patients [55]. This project assesses different motor and cognitive patterns in Swiss children with unilateral CP. The results are compared with imaging, clinical, and socio-demographic data.