

1 COVID-19 Advanced Respiratory Care Educational Training Program for Healthcare

2 Workers in Lesotho: An Observational Study

3

4 Valerie O. Osula, MD¹

5 Jill E. Sanders, MD²

6 Tafadzwa Chakare, MBChB²

7 Lucy Mapota-Masoabi, MMed (FM)³

8 Makhoase Ranyali-Otubanjo, MMed (HIV/STI)³

9 Bhakti Hansoti, MD, MPH¹

10 Eric D. McCollum, MD, MPH^{4,5}

11

12 ¹Department of Emergency Medicine, Johns Hopkins University School of Medicine,

13 Baltimore, MD, USA

14 ²Jhpiego Lesotho

15 ³Ministry of Health, Government of Lesotho

16 ⁴Global Program in Respiratory Sciences, Eudowood Division of Pediatric Respiratory

17 Sciences, Department of Pediatrics, School of Medicine, Johns Hopkins University,

18 Baltimore, Maryland, United States

19 ⁵Department of International Health, Bloomberg School of Public Health, Johns Hopkins

20 University, Baltimore, Maryland, United States

21

22 Corresponding author:

23 Dr. Eric D. McCollum, MD, MPH

24 Email: emccoll3@jhmi.edu

25 Phone: 1-410-955-2035

26

27

28

29 **Abstract**

30 **Objectives:** To develop and implement a 'Low Dose, High Frequency' (LDHF)
31 advanced respiratory care training program for COVID-19 care in Lesotho.

32 **Design:** Prospective pre-post training evaluation.

33 **Setting:** Lesotho has limited capacity in advanced respiratory care.

34 **Participants:** Physicians and nurses.

35 **Interventions:** Due to limited participation May-September 2020 the LDHF approach
36 was modified into a traditional one-day offsite training November 2020 that reviewed
37 respiratory anatomy and physiology, clinical principles for conventional oxygen, heated
38 high flow nasal cannula, and non-invasive ventilation management. Basic mechanical
39 ventilation principles were introduced.

40 **Outcome measures:** Participants completed a twenty-question multiple choice
41 examination immediately before and after the one-day training. Paired t-tests were used
42 to evaluate the difference in average participant pre- and post-training examination
43 scores.

44 **Results:** Pre- and post-training examinations were completed by 46/53 (86.7%)
45 participants, of whom 93.4% (n=43) were nurses. The overall mean pre-training score
46 was 44.8% (standard deviation [SD], 12.4.%). Mean scores improved by an average of
47 23.7 percentage points (95% confidence interval [CI] 19.7, 27.6 percentage points,
48 $p<0.001$) on the post-training examination to a mean score of 68.5% (SD, 13.6%).
49 Performance on basic and advanced respiratory categories also improved by 17.7 (95%
50 CI: 11.6, 23.8) and 25.6 percentage points (95% CI: 20.4, 30.8) ($p<0.001$). Likewise,
51 mean examination scores increased on the post-training test, compared to pre-training,

52 for questions related to respiratory management (29.6 percentage points (95% CI: 24.1,
53 35.0) and physiology (17.4 percentage points (95% CI: 12.0, 22.8).

54 **Conclusions:** A LDHF training approach was not feasible during this relatively early
55 period of the COVID-19 pandemic in Lesotho. Despite clear knowledge gains the
56 modest post-training examination scores coupled with limited physician engagement
57 suggest healthcare workers require alternative educational strategies before higher
58 advanced care like mechanical ventilation is implementable. Conventional and high flow
59 oxygen are better aligned with post-training healthcare worker knowledge levels and
60 rapid implementation.

61

62 **Strengths and limitations of this study**

- 63 • The training aimed to use a ‘Low Dose, High Frequency’ approach to improve the
64 competence of doctors and nurses providing advanced respiratory care to
65 severely ill COVID-19 patients during an emergency, pandemic African context
66 with limited advanced respiratory care services.
- 67 • To provide a foundation for future implementation of invasive mechanical
68 ventilation and more immediate application of conventional oxygen, heated high
69 flow nasal cannula, and non-invasive ventilation, the training coupled pragmatic
70 respiratory anatomy and physiology concepts to key clinical principles.
- 71 • Challenges in trainee participation and respiratory equipment availability
72 necessitated modifications to the planned ‘Low Dose, High Frequency’ training
73 strategy that reduced both the training duration and approach.

- 74 • This evaluation provides key lessons for future COVID-19 advanced respiratory
75 care training approaches and the respiratory modalities best aligned with current
76 healthcare worker expertise in Lesotho and likely other similar settings.

77

78

79

80

81

82 **Introduction**

83 The SARS-CoV-2 virus causes Coronavirus disease (COVID-19).¹ COVID-19 severity
84 ranges across the spectrum from asymptomatic to critically ill and includes respiratory
85 failure requiring advanced respiratory support.^{2,3} SARS-CoV-2 has claimed over four
86 million lives worldwide with the latest surge mainly attributable to the Delta variant.⁴
87 Across sub-Saharan Africa COVID-19 cases and deaths also continue to escalate,
88 stressing already fragile healthcare systems against a backdrop of limited SARS-CoV-2
89 vaccine access.⁴

90
91 Lesotho is a country in southern Africa with about two million people and a 49 year life
92 expectancy.⁵ It suffers from the second highest incidence of tuberculosis and second
93 highest prevalence of HIV globally.^{6,7} Lesotho's health system lacks capacity in both
94 intensive and high care hospital services and has scarce medical oxygen resources. At
95 the onset of the pandemic the Lesotho Ministry of Health established isolation wards for
96 COVID-19 patients at all district-level hospitals nationally and appointed two district
97 hospitals as dedicated COVID-19 Treatment Centers. From May 2020 USAID funded
98 Jhpiego Lesotho, an affiliate of Johns Hopkins University, to provide COVID-19 case
99 management support to the Lesotho Ministry of Health, with a focus on capacitating
100 healthcare workers to provide advanced respiratory care through guideline
101 development, training, patient care supervision, human resources support, and broader
102 technical assistance.

103

104 The challenge of delivering quality healthcare in resource-constrained low-income and
105 middle-income countries (LMICs) like Lesotho is well known.⁸⁻¹⁰ A ‘Low Dose, High
106 Frequency’ (LDHF) training approach is an established strategy that delivers shorter
107 trainings spaced over time and is typically supplemented with practical clinical sessions
108 at the workplace to reinforce learning, sustain changes in provider performance, and
109 facilitate new skill acquisition.¹¹ The LDHF approach has been shown to improve
110 provider knowledge, patient management, and outcomes in LMICs and may be more
111 feasible to deliver in healthcare settings that cannot afford to have providers engaged in
112 traditional offsite trainings for long periods of time at the expense of depleting patient
113 care personnel.¹²

114
115 The COVID-19 pandemic has required a rapid pivot from longstanding priorities in
116 southern Africa like HIV and tuberculosis care towards acute respiratory treatment and
117 related programmatic support. Given the urgent need to capacitate medical providers to
118 manage patients with severe and critical COVID-19 we developed and implemented a
119 LDHF healthcare worker training course to improve knowledge and skills for advanced
120 respiratory care. The aim of this study was to describe and evaluate the effectiveness of
121 this training program delivered during the early phases of the COVID-19 pandemic.

122

123 **Methods**

124 *Clinical Setting*

125 Berea Hospital is secondary hospital located approximately 30 kilometers north of the
126 capital city of Maseru in the town of Teyateyaneng in Berea District and served as the

127 COVID-19 treatment center for the northern region. Mafeteng Government Hospital is a
128 regional hospital about 75 kilometers south of Maseru in the district of Mafeteng and is
129 designated as the COVID-19 treatment center for the southern region. From May to
130 November 2020 Berea Hospital had three inpatient wards and 50 patient beds allocated
131 to COVID-19 care and Mafeteng Government Hospital had one inpatient ward and 20
132 beds for COVID-19 patients. Clinical staffing fluctuated during this period; Berea
133 Hospital had 6-8 doctors and 30-35 nurses while Mafeteng Government Hospital had 8-
134 9 doctors and 25-30 nurses. Doctors and nurses were all licensed and registered to
135 provide patient care in Lesotho.

136
137 Neither Berea Hospital or Mafeteng Government Hospital offered ‘high care’ or
138 ‘intensive care’ services. We considered ‘high care’ an area of the hospital with higher
139 nurse to patient ratios (i.e., 1 nurse to 5-6 patients), systems for close monitoring, and
140 the capacity to deliver more advanced respiratory treatments like conventional oxygen
141 and heated high flow nasal cannula to severely ill patients and selected critically ill
142 patients breathing spontaneously and generally stable. By comparison, we considered
143 ‘intensive care’ an area of the hospital with higher nurse to patient ratios (i.e., 1 nurse to
144 1-2 patients), systems for continuous, invasive monitoring and the capacity to deliver life
145 sustaining respiratory treatments like non-invasive and invasive mechanical ventilation
146 to critically ill patients.

147
148 *‘Low Dose, High Frequency’ Advanced Respiratory Care Educational Training Program*
149 *– Overview*

150 The educational training program (Table 1) was designed by EDM to utilize a LDHF
151 approach to introduce new concepts and advanced respiratory care treatments during
152 weekly one-hour sessions spaced over several months, with supervised clinical care
153 between sessions to cement the translation of theoretical concepts to the bedside.
154 LDHF trainings were intended to be held onsite at the treatment centers. We developed
155 the training content based upon review of a variety of resources as well as prior
156 anecdotal knowledge and practical experience in providing advanced respiratory care to
157 patients in LMICs. The trainings reviewed clinically relevant respiratory anatomy and
158 physiology as a foundation for the principles for providing COVID-19 related advanced
159 respiratory care. The training also included both basic and selected advanced concepts,
160 and the fundamentals of conventional oxygen delivery (i.e., “oxygen”), heated high flow
161 nasal cannula (i.e., “high flow”), and non-invasive ventilation (NIV). Modules were
162 designed to be linked and to introduce concepts incrementally, so each new module
163 built upon the previous one. Trainings were to coincide with supervised bedside
164 experiences at the treatment centers where participants would apply their knowledge to
165 patient care and utilize oxygen, high flow, and in selected situations NIV. In addition,
166 modules were intended to be supplemented with case discussions of COVID patients
167 currently or recently hospitalized to highlight key clinical teaching points. Targeted
168 cadres were physicians and nurses that provided direct care to COVID-19 patients at
169 the treatment centers. Hospital administrators approved the delivery of the trainings at
170 each hospital and encouraged, but did not mandate, participation. Participants were
171 further incentivized to participate through the receipt of continuing professional
172 development credits and food and drinks during each session. Later in the study period

173 we did introduce a virtual option after installing monitors and equipment at each
174 hospital, but we did not have the capacity to provide internet data and IT support to
175 accommodate an individualized virtual option when participants were physically present
176 at the hospital. The broader goal was to build capacity towards 'high care' and set the
177 foundation for the potential future introduction of intensive care and invasive mechanical
178 ventilation.

179

180 *Modified Advanced Respiratory Care Educational Training Program – One-day training*

181 After five months from May to September 2020 the LDHF approach was considered
182 untenable due to limited and inconsistent attendance exacerbated by a lack of
183 respiratory equipment, including high flow and NIV devices and related supplies, that
184 had not yet been received in the country due to shipment delays. Thus, we modified the
185 training into a one-day session to optimize participation. Content was consolidated and
186 limited to core concepts. Due to time constraints and lack of equipment we excluded
187 case discussions, practical hands-on sessions, and bedside patient-based teaching. All
188 training sessions were facilitated in person by 1-2 physicians (JES, EDM). A total of 70
189 healthcare workers (15 physicians, 54 nurses, 1 nursing assistant) were invited to
190 participate in any of four one-day modified trainings held between November 9 and 17,
191 2020 at offsite conference venues near the two treatment centers.

192

193 *Pre- and Post-training examinations of the modified one-day program*

194 We administered a twenty question, multiple choice, paper-based examination
195 immediately before and after the one-day training to evaluate participant baseline and

196 acquired knowledge as an assessment of training effectiveness. All participants were
197 requested to complete the examination individually and without training-related
198 resources over 30 minutes. The examination included 1-3 questions per module and
199 evaluated both basic and selected advanced topics covered in the training (see
200 Supplemental Table 1). When appropriate to the content, questions were formulated so
201 that learners who successfully applied their knowledge, rather than identify information
202 by rote, would correctly answer the question.

203

204 *Ethics*

205 The Johns Hopkins University Institutional Review Board (IRB00279223) and Lesotho
206 National Health Research Ethics Committee (ID 12-2021) approved this research.

207

208 Patient and public involvement

209 Given the COVID-19 restrictions placed on public gatherings throughout the period of
210 this study in Lesotho we were unable to involve and communicate to the public the
211 development, design, recruitment, conduct, and results in this research.

212

213 *Statistical analysis*

214 Participant performance on both the pre- and post-training examinations of the modified
215 one-day training was assessed. The primary outcome was the average change in the
216 overall test score between the pre- and post-test examinations. In addition, we sought to
217 analyze if results differed by the content level (basic vs advanced) and type (respiratory
218 physiology vs management). We used the two-proportion z-test to assess for

219 differences in proportions. Paired *t*-tests were used to evaluate the difference in
220 average scores of participants between the pre- and post-training examinations overall,
221 and by content level and type. Stata (version 16.1; StataCorp, College Station, Texas)
222 was used for all analyses.

223

224 **Results**

225 A total of 53/70 (75.7%) invited participants attended the modified one-day training, and
226 of the 53 attendees 46 (86.7%) completed both the pre and post-test examination and
227 were included in this analysis. Nurses comprised 43/46 (91.3%) participants.

228

229 *Pre-training examination performance – One-day modified training*

230 No participants achieved a score of 80% or greater on the 20 pre-training examination
231 questions, with the lowest and highest scores of 20% (n=4) and 75% (n=15). Overall,
232 the mean pre-training examination score was 8.9/20, or 44.8% (standard deviation (SD),
233 12.1%) (Figures 1 and 2, and Supplemental Table 2). The examination questions were
234 stratified into basic (7/20, 35%) and advanced concepts (13/20, 65%). Although
235 participants scored higher on basic topics (mean score 3.8/7 (54.0%, SD 18.8%) than
236 advanced concepts (mean score 5.2/13 (39.8%, SD 12.6%) this difference did not reach
237 statistical significance ($p=0.542$) (Figure 3 and Supplemental Table 3). Examination
238 questions were also subdivided into respiratory physiology (10/20) and respiratory
239 management (10/20) topics, with participants achieving average scores of 4.5/10
240 (45.5% (SD 18.6%)) and 4.2/10 (42.0% (SD 15.1%)) ($p=0.892$) (Figure 4 and

241 Supplemental Table 4). Three doctors completed the pre-training examination and
242 scored an average of 63.3% (SD 16.0%).

243

244 *Post-training examination performance – One-day modified training*

245 On the post training examination 9/46 (19.5%) participants scored $\geq 80\%$ with an
246 average score of 13.7/20 (68.5%, SD 13.6%) (Figures 1 and 2, and Supplemental Table
247 2). Two participants scored highest at 100% (n=20) and three scored lowest at 45%
248 (n=9). The average score on basic and advanced topics was 5.0/7 (71.7%, SD 17.6%)
249 and 8.5/13 (65.4%, SD 17.7%) ($p=0.774$) (Figure 3 and Supplemental Table 3) and for
250 respiratory physiology and management was 7.5/10 (75.0%, SD 17.9%) and 5.9/10
251 (59.3%, SD 16.4%) ($p=0.454$) (Figure 4 and Supplemental Table 4). On the post-
252 training examination doctors (n=3) scored an average of 90.0% (SD 5.0%).

253

254 *Comparing pre and post training examination performance – One-day modified training*

255 Overall, performance improved between the pre and post-test examinations by an
256 average of 23.7 percentage points (95% confidence interval (CI), 19.7%, 27.6%)
257 ($p<0.001$) (Figure 2 and Supplemental Table 2). Similar improvements were observed
258 for basic and advanced concepts as well as respiratory management and physiology
259 topics (Figures 3 and 4, Supplemental Tables 3 and 4). Specifically, there was an
260 average increase of 17.7 percentage points (95% CI, 11.6%, 23.8%, $p<0.001$) in basic
261 concepts and 25.6 percentage points (95% CI, 20.4%, 30.8%, $p<0.001$) in advanced
262 concepts. For respiratory management and physiology there was a mean improvement
263 of 17.4 (95% CI, 12.0, 22.8%, $p<0.001$) and 29.6 percentage points (95% CI, 24.1, 35%,

264 p<0.001) between pre and post training examinations. Amongst physicians, while there
265 was an average increase of 26.6 percentage points (95% CI, -16.9%, 70.2%, p=0.119),
266 this did finding did not reach statistical significance.

267

268 **Discussion**

269 In this report we described and evaluated a new training course for advanced
270 respiratory care administered in the sub-Saharan African country of Lesotho. The
271 training targeted doctors and nurses responsible for treating severe to critically ill
272 COVID-19 patients at dedicated COVID-19 treatment centers. The main goal of the
273 training is to capacitate healthcare workers to provide advanced respiratory care for
274 COVID-19 patients in a setting with limited acute respiratory services. We found that
275 while average participant scores improved, both mean pre- and post-examination
276 training scores were generally low. The two most likely reasons for these findings
277 include overall misalignment of the training content and/or approach with participant
278 background and experience in acute respiratory care, as well as practical training
279 implementation challenges that may have limited its effectiveness. This training program
280 was intended to be a LDHF educational approach delivered weekly, spaced over
281 several months, and supported by case discussions and bedside practical training.
282 However, we ultimately had to modify the training to a more traditional one-day offsite
283 session to ensure full participation for all modules as healthcare providers were not
284 consistently available week-to-week. Despite changing our approach we were still only
285 able to engage three physicians to participate in the training. Our findings and
286 implementation experience raise caution around how quickly and the degree to which

287 the Lesotho healthcare system can be empowered to more immediately provide higher
288 levels of advanced respiratory care during the COVID-19 pandemic.

289

290 Despite modifications to the LDHF training approach and modest gains in knowledge
291 from the training, it is important to note that we did observe improvement in examination
292 scores among nearly all participants. Overall, this shows that appropriate education and
293 training can improve knowledge gaps, and this is consistent with prior experience.^{13,14}

294 The three physicians that participated in the training did score well on the post-training
295 examination, achieving an average score of 90%. While our evaluation only examined
296 short-term knowledge retention other studies have found similar educational programs
297 may still promote both long-term retention as well as benefit clinical outcomes.^{15,16}

298

299 The generally modest participant examination scores before and after the training may
300 reflect a mismatch between content and/or approach with trainee background and
301 experience levels in acute respiratory care. Given the participants were all registered
302 medical professionals they were expected to have a pre-existing working knowledge of
303 the fundamentals of patient respiratory care. The training was additionally premised
304 upon the notion that linking clinically relevant respiratory anatomy and physiology to key
305 clinical principles of advanced respiratory care would build an appropriate foundation for
306 healthcare workers to both understand and apply concepts at the bedside. Hence, the
307 content of several modules reviewed key areas of respiratory physiology like lung
308 pressures, volumes, compliance, and acid-base concepts that underly high flow, NIV,
309 and invasive mechanical ventilation delivery. An introductory understanding of these

310 principles would enable healthcare providers to select a suitable respiratory modality for
311 the patient, program effective and safe settings for that modality, and then appropriately
312 monitor patient responsiveness to the treatment including adverse events and clinical
313 deterioration. The pre-training examination scores suggest that the content at baseline
314 may be either too new or advanced for these participants. On the other hand, the post-
315 training examination scores also imply that a one-day approach and goal of delivering
316 intensive care with mechanical ventilation in the near term of the pandemic needs re-
317 evaluation.

318
319 Historically, clinical guidelines and associated trainings in LMICs tend to be more rote
320 algorithm based rather than concept driven. The World Health Organization Integrated
321 Management of Childhood Illness guidelines were developed in the late 1990s and are
322 a highly successful example of this approach in LMICs.^{17,18} Implementation of these
323 guidelines over the past two decades have contributed to substantial reductions in child
324 mortality in resource-limited settings.¹⁹ While revising this advanced respiratory care
325 training from concept building to algorithmic management is a consideration, it is
326 ultimately our view that independent thought and problem solving by healthcare workers
327 are a prerequisite to achieving both patient safety and positive clinical outcomes in high
328 care and intensive care settings. While rote management algorithms seem less likely to
329 achieve both safe and successful NIV and invasive mechanical ventilation care due to
330 the inherent clinical complexities of these modalities, conventional oxygen delivery and
331 high flow are relatively simpler and may be better aligned with algorithmic management.
332 Thus, from the perspective of healthcare workers, oxygen and high flow may be more

333 feasible for LMICs like Lesotho to rapidly upscale, while NIV and invasive mechanical
334 ventilation are likely to require longer term, more intensive, alternative educational
335 strategies.

336
337 We also faced multiple practical challenges implementing this training and this may also
338 have contributed to its modest impact. Initially, we planned to disseminate the training
339 using a LDHF approach on a weekly or bi-weekly basis spaced over several months.
340 This would allow the content to be spread out and better digested by learners and allow
341 for an opportunity to interweave COVID-19 patient-based discussions to enrich the
342 module content and solidify learning. In addition, we intended to have hands on
343 practical sessions with new respiratory equipment like high flow and NIV. We attempted
344 this approach between May and September 2020, but we were unable to consistently
345 engage healthcare workers on or off duty and attendance was inconsistent despite
346 participation incentives (e.g., food and refreshments and continuing professional
347 development credits). Provider availability was also further constrained due to
348 requirements for a two-week quarantine after clinical shifts. Although equipment was
349 installed at each treatment center to facilitate virtual trainings and meetings, we did not
350 have the capacity to conduct virtual trainings to individuals unable to be at the hospital
351 as many participants lacked laptops, Wi-Fi, and/or funds for data. We also experienced
352 lengthy delays in the arrival of respiratory equipment into the country and high flow and
353 NIV equipment was not available in Lesotho at this time. Collectively these challenges
354 made it difficult to build on key concepts, hold active dialogue on cases, and utilize
355 hands on sessions to facilitate translating concepts from the theoretical to the tangible.

356 As such we transitioned trainings into a traditional offsite one-day session, which
357 required a modified approach that compressed the training content, limited case-based
358 discussions, and reduced practical hands-on experience. Given simulation training
359 along with group problem solving can be more effective at improving performance and
360 knowledge, future traditional trainings will be better served if done over multiple days –
361 or as initially planned over several months – to allow more time for these key
362 complementary approaches.^{20,21} Based on our challenges facilitating a longer more
363 varied LDHF training approach it will be important to monitor how a longer traditional
364 training approach impacts provider participation and costs. Further evaluation of the
365 degree to which a traditional training approach impacts clinical outcomes of COVID-19
366 patients as well as longer term knowledge retention are needed. Given conditions
367 around the pandemic have matured over the past year a LDHF approach could also be
368 reattempted.

369
370 There are two additional limitations worth noting. First, these results primarily reflect
371 nurses as only three doctors participated. While the backbone of clinical care is nurses
372 and nurses are key to patient monitoring during advanced respiratory care, this training
373 may be more suitable for doctors than nurses. Given the very limited doctor participation
374 we were unable to stratify our analysis by cadre as initially planned. For advanced
375 respiratory care to be successful it will be important for doctors to participate in future
376 trainings and reasons for their lack of attendance need clarification. In addition, given
377 the severe human resource constraints in the health sector of Lesotho, nurses need to
378 function independently when providing advanced respiratory care since doctors are few

379 and unable to be continuously available for all patients. Second, to deploy the training
380 quickly we made assumptions about the baseline educational background and working
381 medical knowledge of providers. Before revising and redeploying this training a deeper
382 understanding of healthcare worker educational backgrounds is needed.

383

384 In sum, this study illustrates the challenges and lessons learned in designing and
385 administering an advanced respiratory care educational training program in Lesotho
386 during the COVID-19 pandemic. If a LDHF approach is not feasible then future
387 renditions of this training will need to be lengthened to at least two days and better
388 incorporate case based and simulation training with respiratory equipment. Longer term
389 educational and training strategies for NIV and invasive mechanical ventilation that are
390 feasible during COVID-19 in Lesotho also need development and a LDHF approach
391 could be revisited now that the pandemic has matured, but our findings suggest these
392 interventions are unlikely to meaningfully impact COVID-19 care in the immediate term.
393 Conventional and high flow oxygen approaches – as well as a stronger emphasis on
394 rote management algorithms – are likely to be a more successful short-term strategy for
395 rapidly strengthening capacity in advance respiratory care for severe and critically ill
396 COVID-19 patients in Lesotho.

397

398 Acknowledgements:

399 We thank the healthcare workers who participated in this training and the Lesotho
400 Ministry of Health for their support of this work.

401

402 Author contributions:

403 EDM was responsible for conceptualization and design. EDM curated the data. EDM
404 and JES collected the data. EDM and VO were responsible for data analysis. EDM and
405 VO were responsible for data interpretation. EDM and VO wrote the original draft. EDM,
406 VO, JES, TC, LMM, MRO, BH, and AR were responsible for writing, review, and editing.

407

408 Competing Interests Statement:

409 EDM declares other grants from The Bill & Melinda Gates Foundation, National
410 Institutes of Health, Pfizer, The Save the Children Fund (UK), and United States
411 Centers for Disease Control; EDM declares consulting fees from Aurum Institute and
412 unpaid committee participation with the Lifebox Foundation (UK) and World Health
413 Organization. The other authors declare no competing interests.

414

415 Funding Statement

416 This report was made possible with support from the United States Agency for
417 International Development funded RISE program, under the terms of the cooperative
418 agreement 7200AA19CA00003. The contents are the responsibility of the authors and
419 do not necessarily reflect the views of USAID or the United States Government.

420

421 Data availability statement:

422 Data are available upon reasonable request. A de-identified dataset and data dictionary
423 will be provided after a signed data access agreement with the authors.

424

425 References

- 426 1. Zhou P, Yang XL, Wang XG, et al. A pneumonia outbreak associated with a new
427 coronavirus of probable bat origin. *Nature* 2020;579:270-273.
- 428 2. Huang C, Wang Y, Li X, et al. Clinical features of patients infected with 2019
429 novel coronavirus in Wuhan, China. *Lancet* 2020;395:497-506.
- 430 3. Umakanthan S, Sahu P, Ranade AV, et al. Origin, transmission, diagnosis and
431 management of coronavirus disease 2019 (COVID-19). *Postgrad Med J* 2020;96:753-
432 758.
- 433 4. Johns Hopkins University and Medicine. Coronavirus Resource Center.
434 Available: <https://coronavirus.jhu.edu/map.html> [Accessed 28 September 2021]
- 435 5. United Nations Statistics Division. Lesotho Country Profile. Available:
436 https://data.un.org/CountryProfile.aspx/_Images/CountryProfile.aspx?crName=Lesotho
437 [Accessed 5 September 2021]
- 438 6. Avert. Lesotho. Available: [https://www.avert.org/professionals/hiv-around-](https://www.avert.org/professionals/hiv-around-world/sub-saharan-africa/lesotho)
439 [world/sub-saharan-africa/lesotho](https://www.avert.org/professionals/hiv-around-world/sub-saharan-africa/lesotho) [Accessed 5 September 2021]
- 440 7. endTB. Lesotho. Available: <http://www.endtb.org/lesotho> [Accessed 5 September
441 2021]
- 442 8. Kruk ME, Gage AD, Arsenault C, et al. High-quality health systems in the
443 Sustainable Development Goals era: time for a revolution. *Lancet Glob Health*
444 2018;6:e1196-e1252.
- 445 9. Holloway KA, Ivanovska V, Wagner AK, Vialle-Valentin C, Ross-Degnan D. Have
446 we improved use of medicines in developing and transitional countries and do we know
447 how to? Two decades of evidence. *Trop Med Int Health* 2013;18:656-64.

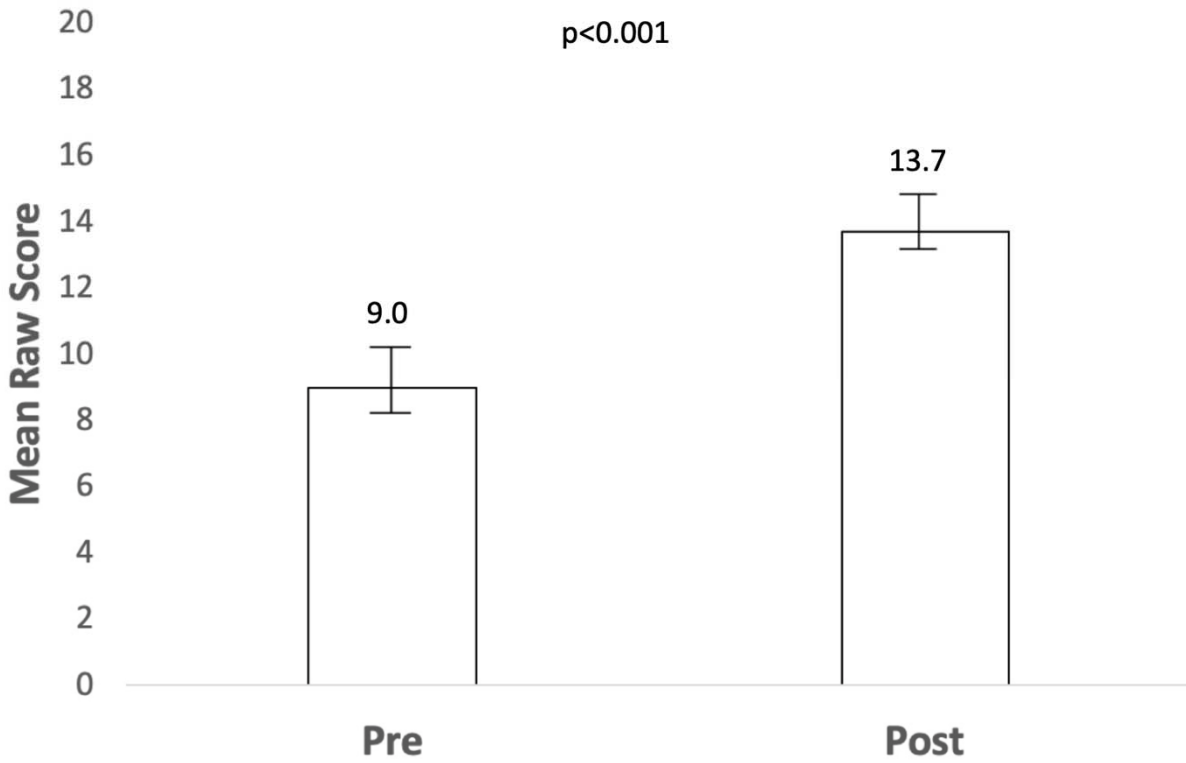
- 448 10. Arsenault C, Jordan K, Lee D, et al. Equity in antenatal care quality: an analysis
449 of 91 national household surveys. *Lancet Glob Health* 2018;6:e1186-e1195.
- 450 11. Jhpiego. Low Dose, High Frequency: A Learning Approach to Improve Health
451 Workforce Competence, Confidence, and Performance. Available:
452 https://hms.jhpiego.org/wp-content/uploads/2016/08/LDHF_briefer.pdf [Accessed 28
453 September 2021]
- 454 12. Evans CL, Johnson P, Bazant E, Bhatnagar N, Zgambo J, Khamis AR.
455 Competency-based training "Helping Mothers Survive: Bleeding after Birth" for
456 providers from central and remote facilities in three countries. *Int J Gynaecol Obstet*
457 2014;126:286-90.
- 458 13. Enweronu-Laryea C, Engmann C, Osafo A, Bose C. Evaluating the effectiveness
459 of a strategy for teaching neonatal resuscitation in West Africa. *Resuscitation*
460 2009;80:1308-11.
- 461 14. McCollum ED, Higdon MM, Fancourt NSS, et al. Training physicians in India to
462 interpret pediatric chest radiographs according to World Health Organization research
463 methodology. *Pediatr Radiol* 2021;51:1322-1331.
- 464 15. Horwood C, Butler L, Barker P, et al. A continuous quality improvement
465 intervention to improve the effectiveness of community health workers providing care to
466 mothers and children: a cluster randomised controlled trial in South Africa. *Hum Resour*
467 *Health* 2017;15:39.
- 468 16. Deorari AK, Paul VK, Singh M, Vidyasagar D. Impact of education and training
469 on neonatal resuscitation practices in 14 teaching hospitals in India. *Ann Trop Paediatr*
470 2001;21:29-33.

- 471 17. World Health Organization (2005). Handbook: IMCI integrated management of
472 childhood illness. Available: <https://apps.who.int/iris/handle/10665/42939> [Accessed 5
473 September 2021]
- 474 18. World Health Organization (2014). Integrated Management of Childhood Illness:
475 Chart Booklet. Available:
476 [https://apps.who.int/iris/bitstream/handle/10665/104772/9789241506823_Chartbook_en](https://apps.who.int/iris/bitstream/handle/10665/104772/9789241506823_Chartbook_eng.pdf)
477 [g.pdf](https://apps.who.int/iris/bitstream/handle/10665/104772/9789241506823_Chartbook_eng.pdf) [Accessed 5 September 2021]
- 478 19. Sazawal S, Black RE. Effect of pneumonia case management on mortality in
479 neonates, infants, and preschool children: a meta-analysis of community-based trials.
480 *Lancet Infect Dis* 2003;3:547-56.
- 481 20. Meza PK, Bianco K, Herrarte E, Daniels K. Changing the landscape of obstetric
482 resident education in low- and middle-income countries using simulation-based training.
483 *Int J Gynaecol Obstet* 2021;154:72-78.
- 484 21. Rowe AK, Rowe SY, Peters DH, Holloway KA, Chalker J, Ross-Degnan D.
485 Effectiveness of strategies to improve health-care provider practices in low-income and
486 middle-income countries: a systematic review. *Lancet Glob Health* 2018;6:e1163-
487 e1175.
- 488
- 489
- 490
- 491

492 Table 1. Advanced Respiratory Care Training – Modules and Primary Objectives

Module	Objectives
1: Case Report Forms	Introduce hospital and COVID-19 standardized case management forms
2. Hypoxemia detection and oxygen delivery	Ensure competency in detecting hypoxemia and administering conventional low-flow oxygen
3. Severe Covid-19	Introduce and review severe and critical COVID-19 & evidence-based treatment
4. Respiratory anatomy and gas exchange introduction	Introduce and review respiratory anatomy and gas exchange principles
5. Mechanics of breathing: Parts 1 and 2	Introduce and review breathing mechanics principles <ul style="list-style-type: none">• Part 1 – lung volumes and pressures• Part 2 – lung compliance
6. Blood gas analysis: Parts 1 and 2	Introduce and review arterial blood gas analysis <ul style="list-style-type: none">• Part 1 – acid base physiology, pathology, and arterial blood gas collection• Part 2 – Evaluating compensation and anion gap
7. Introduction to advanced respiratory care	Continue introduction to advanced respiratory care <ul style="list-style-type: none">• conventional oxygen• heated high flow nasal cannula• non-invasive ventilation• invasive mechanical ventilation

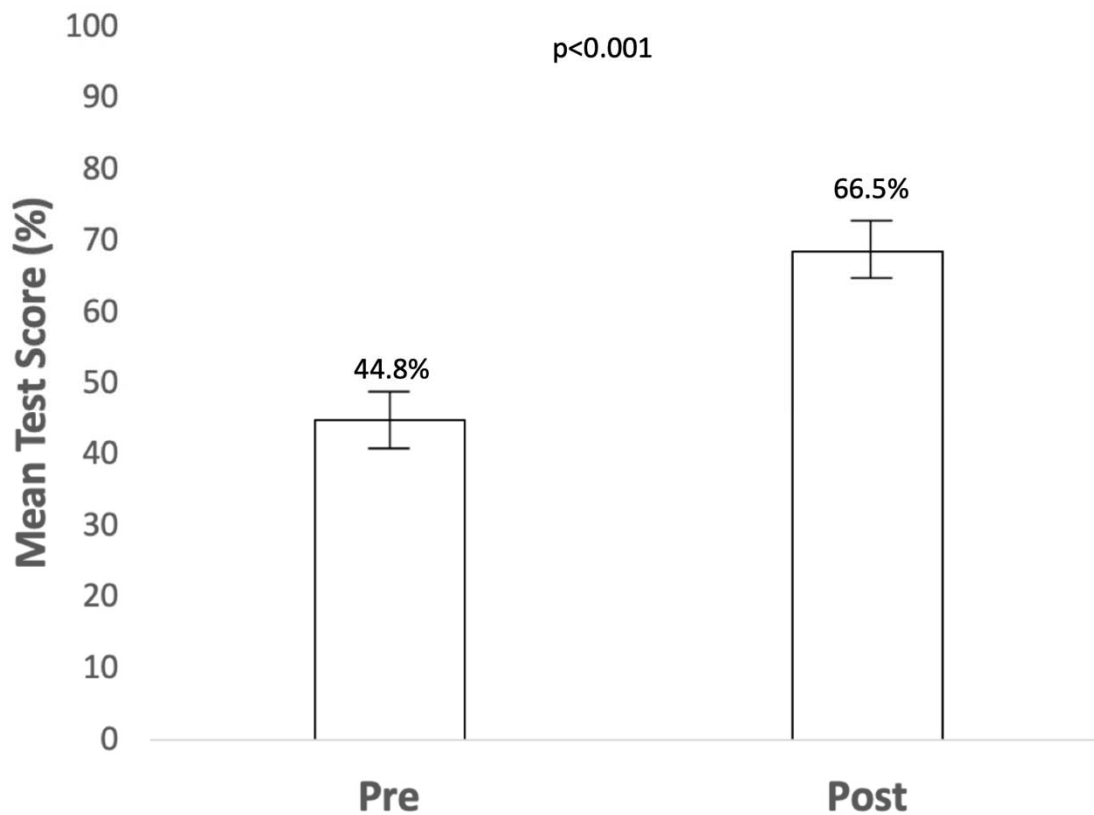
493
494
495
496
497
498
499
500
501
502
503
504



505

506 Figure 1. Mean pre and post-examination raw scores (out of 20). Bars represent the
507 95% confidence interval.

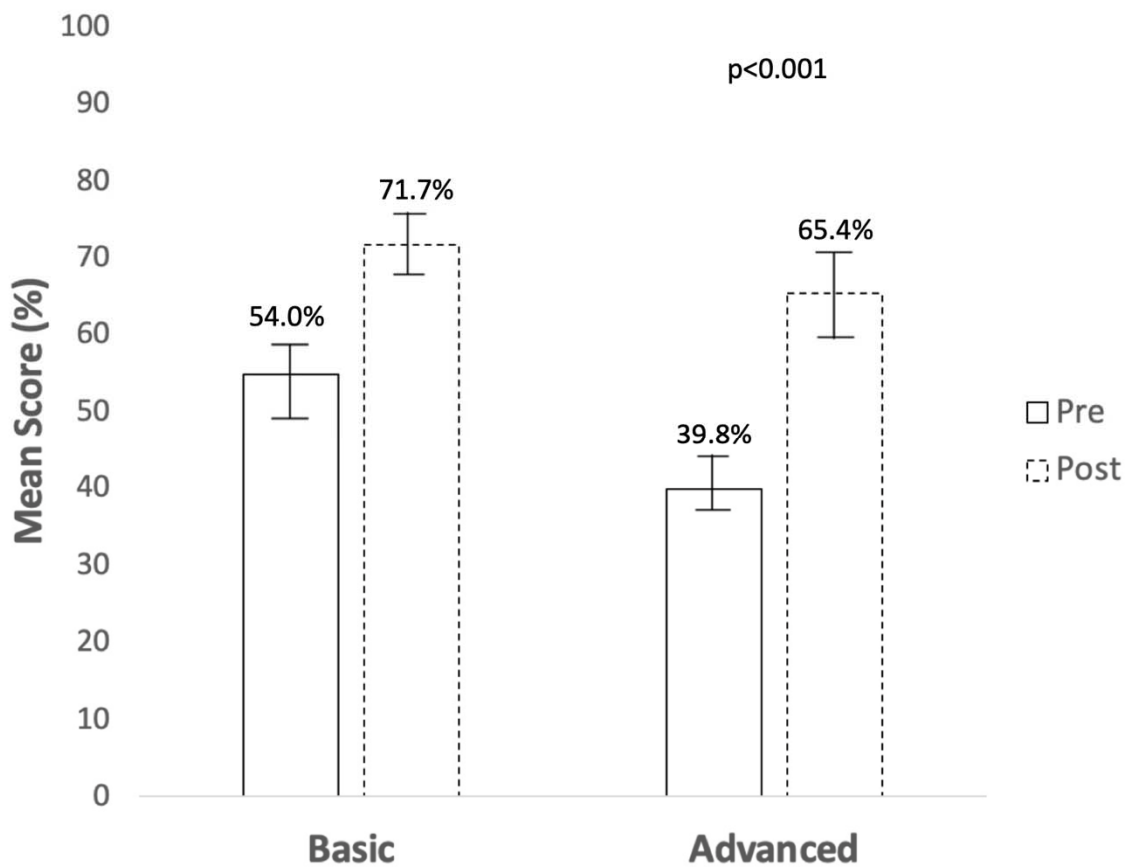
508



509

510 Figure 2. Mean pre and post-examination scores by percentage. Bars represent the
511 95% confidence interval.

512

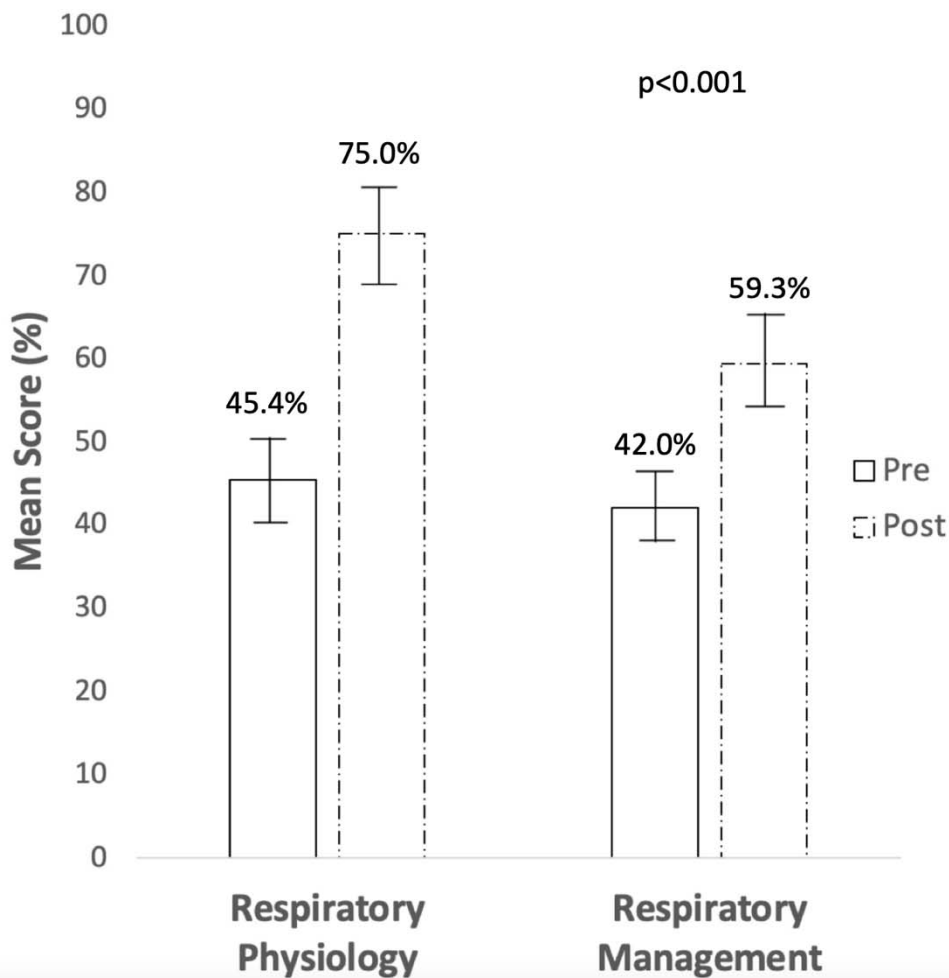


513

514 Figure 3. Mean pre and post-examination scores for basic and advanced concepts by

515 percentage. Bars represent the 95% confidence interval.

516



517

518 Figure 4. Mean pre and post-examination scores for respiratory physiology and
519 respiratory management topic areas by percentage. Bars represent the 95% confidence
520 interval.

521

522

523

524

525

526

527

528

529

530

531

532

533 Supplemental Table 1: Pre/Post Test Assessment Questions by Difficulty Level and
534 Topic Area

535

	Difficulty Level	
	<u><i>Basic</i></u>	<u><i>Advanced</i></u>
Questions	1,3,5,10,17,19,20	2,4,6,7,8,9,11,12,13,14,15,16,18
	Topic Area	
	<u><i>Respiratory Physiology</i></u>	<u><i>Respiratory Management</i></u>
Questions	2,6,7,8,9,10,12,13,14,18	1,3,4,5,11,15,16,17,19,20

536

537

538

539 Supplemental Table 2. Pre and Post-test Performance by Participant
540

Participants, n=46	Cadre	Pre-test Score (%) N=20 ^a	Post-test Score (%) N=20 ^a	Percent Difference (%)
Participant 1	Nurse	(20.0)	75.0	+55.0
Participant 2	Nurse	55.0	75.0	+20.0
Participant 3	Nurse	35.0	50.0	+15.0
Participant 4	Nurse	45.0	75.0	+30.0
Participant 5	Nurse	45.0	55.0	+10.0
Participant 6	Nurse	25.0	60.0	+35.0
Participant 7	Nurse Assistant	40.0	45.0	+5.0
Participant 8	Nurse	55.0	55.0	0
Participant 9	Nurse	65.0	75.0	+10.0
Participant 10	Nurse	60.0	75.0	+15.0
Participant 11	Nurse	40.0	70.0	+30.0
Participant 12	Nurse	45.0	65.0	+20.0
Participant 13	Nurse	20.0	50.0	+30.0
Participant 14	Nurse	45.0	65.0	+20.0
Participant 15	Nurse	30.0	70.0	+40.0
Participant 16	Nurse	45.0	60.0	+15.0
Participant 17	Nurse	55.0	65.0	+10.0
Participant 18	Nurse	30.0	60.0	+30.0
Participant 19	Nurse	30.0	45.0	+15.0
Participant 20	Nurse	30.0	70.0	+40.0
Participant 21	Nurse	45.0	65.0	+20.0
Participant 22	Nurse	45.0	65.0	+20.0
Participant 23	Nurse	35.0	55.0	+20.0
Participant 24	Nurse	50.0	70.0	+20.0
Participant 25	Nurse	45.0	70.0	+25.0
Participant 26	Nurse	40.0	55.0	+15.0
Participant 27	Nurse	40.0	70.0	+30.0
Participant 28	Nurse	65.0	70.0	+5.0
Participant 29	Nurse	45.0	55.0	+10.0
Participant 30	Doctor	70.0	95.0	+25.0
Participant 31	Nurse	55.0	85.0	+35.0
Participant 32	Doctor	75.0	85.0	+10.0
Participant 33	Nurse	50.0	55.0	+5.0
Participant 34	Nurse	55.0	70.0	+15.0
Participant 35	Nurse	50.0	80.0	+30.0
Participant 36	Nurse	35.0	45.0	+10.0
Participant 37	Nurse	50.0	100.0	+50.0
Participant 38	Nurse	40.0	85.0	+45.0

Participant 39	Nurse	40.0	60.0	+20.0
Participant 40	Nurse	25.0	65.0	+40.0
Participant 41	Nurse	50.0	75.0	+25.0
Participant 42	Nurse	35.0	80.0	+45.0
Participant 43	Nurse	50.0	70.0	+20.0
Participant 44	Nurse	60.0	100.0	+40.0
Participant 45	Doctor	45.0	90.0	+45.0
Participant 46	Nurse	50.0	75.0	+25.0
Mean Score (SD)/mean difference (95% CI)		44.8 (12.4)	68.5(13.6)	23.7(19.8, 27.6)*

541 *p<0.001

542 ^aTotal test consisted of 20 questions

543

544

545 Supplemental Table 3: Pre and Post-test Assessment of participants by Difficulty Level
546

Participants, n=46	Basic			Advanced		
	Pre-test Score (%) N=7 ^a	Post-test Score (%) N=7 ^a	Percent Difference (%)	Pre-test Score (%) N=13 ^b	Post-test Score (%) N=13 ^b	Percent Difference (%)
Participant 1	14.3	71.4	+57.1	23.1	76.9	+53.8
Participant 2	42.9	57.1	+14.2	46.2	76.9	+30.7
Participant 3	42.9	57.1	+14.2	30.8	46.2	+15.4
Participant 4	85.7	71.4	-14.3	23.1	76.9	+53.8
Participant 5	57.1	57.1	0	38.5	53.9	+15.4
Participant 6	14.3	71.4	+57.1	46.2	38.5	-7.7
Participant 7	57.1	42.9	-14.2	30.8	46.2	+15.4
Participant 8	42.9	57.1	+14.2	53.9	46.2	-7.7
Participant 9	85.7	85.7	0	53.9	69.2	+15.3
Participant 10	57.1	85.7	+28.6	61.5	61.5	0
Participant 11	42.9	71.4	+28.5	46.2	61.5	+15.3
Participant 12	57.1	71.4	+14.3	46.2	53.9	+7.7
Participant 13	28.6	71.4	+42.8	23.1	38.5	+15.4
Participant 14	57.1	71.4	+14.3	38.5	61.5	+23.0
Participant 15	57.1	85.7	+28.6	15.4	53.9	+38.5
Participant 16	71.4	85.7	+14.3	30.8	46.2	+15.4
Participant 17	85.7	71.4	-14.3	38.5	61.5	+23
Participant 18	42.9	71.4	+28.5	23.1	53.9	+30.8
Participant 19	57.1	57.1	0	15.4	38.5	+23.1
Participant 20	28.6	71.4	+42.8	30.1	69.2	+39.1
Participant 21	57.1	42.9	-14.2	46.2	76.9	+30.7
Participant 22	42.9	85.7	+42.8	38.5	53.9	+15.4
Participant 23	42.9	57.1	+14.2	30.1	53.9	+23.8
Participant 24	57.1	85.7	+28.6	46.2	61.5	+15.3
Participant 25	71.4	71.4	0	30.8	69.2	+38.4
Participant 26	42.9	57.1	+14.2	38.5	53.9	+15.4
Participant 27	28.6	71.4	+42.8	46.2	69.2	+23.0
Participant 28	85.7	85.7	0	46.2	61.5	+15.3
Participant 29	57.1	57.1	0	38.5	53.9	+15.4
Participant 30	85.7	85.7	0	61.5	100.0	+38.5
Participant 31	42.9	71.4	+28.5	61.5	92.3	+30.8
Participant 32	85.7	71.4	-14.3	69.2	100.0	+30.8
Participant 33	42.9	85.7	+42.8	53.9	38.5	-15.4
Participant 34	71.4	71.4	0	30.8	69.2	-24.6
Participant 35	57.1	57.1	0	46.2	84.6	+38.4
Participant 36	28.6	42.9	+14.3	38.5	46.2	+7.7

Participant 37	71.4	100.0	+28.6	46.2	100.0	+53.8
Participant 38	57.1	71.4	+14.3	30.8	92.3	+61.5
Participant 39	42.9	57.1	+14.2	38.5	61.5	+23.0
Participant 40	42.9	57.1	+14.2	15.4	69.2	+53.8
Participant 41	57.1	85.7	+28.6	46.2	69.2	+23.0
Participant 42	28.6	100.0	+71.4	38.5	69.2	+30.7
Participant 43	57.1	85.7	+28.6	46.2	61.5	+15.3
Participant 44	71.4	100.0	+28.6	53.9	100.0	+46.1
Participant 45	57.1	85.7	+28.6	38.5	92.3	+53.8
Participant 46	71.4	71.4	0	38.5	76.9	+38.4
Mean Score (SD)/mean difference (95% CI)	54.0(18.8)	71.7(14.6)	17.7 (11.6, 23.8)*	39.8(12.6)	65.4(17.7)	25.6(20.4, 30.8)*

547 *p<0.001

548 ^aBasic concepts were covered by 7 out of the 20 total questions

549 ^bAdvanced concepts were covered by 13 out of the 20 total questions

550

551

552 Supplemental Table 4: Pre and Post-test Assessment of participants by Topic Area
 553

Participants, n=46	Respiratory Physiology			Respiratory Management		
	Pre-test Score (%) N=10 ^a	Post-test Score (%) N=10 ^a	Percent Differenc e (%)	Pre-test Score (%) N=10 ^a	Post-test Score (%) N=10 ^a	Percent Differenc e (%)
Participant 1	20.0	80.0	+60.0	20.0	70.0	+50.0
Participant 2	70.0	90.0	+20.0	40.0	60.0	+20.0
Participant 3	20.0	60.0	+40.0	30.0	40.0	+10.0
Participant 4	40.0	80.0	+40.0	50.0	70.0	+20.0
Participant 5	30.0	30.0	0	60.0	70.0	+10.0
Participant 6	40.0	50.0	+10.0	0.0	60.0	+60.0
Participant 7	30.0	40.0	+10.0	50.0	50.0	0
Participant 8	70.0	60.0	-10.0	40.0	50.0	+10.0
Participant 9	70.0	90.0	+20.0	60.0	60.0	0
Participant 10	60.0	90.0	+30.0	60.0	50.0	-10.0
Participant 11	30.0	90.0	+40.0	50.0	50.0	0
Participant 12	60.0	80.0	+20.0	40.0	40.0	0
Participant 13	20.0	50.0	+30.0	30.0	50.0	+20.0
Participant 14	30.0	70.0	+40.0	60.0	60.0	0
Participant 15	20.0	70.0	+50.0	30.0	80.0	+50.0
Participant 16	40.0	50.0	+10.0	50.0	70.0	+20.0
Participant 17	60.0	60.0	0	50.0	70.0	+20.0
Participant 18	30.0	60.0	+30.0	30.0	60.0	+30.0
Participant 19	10.0	40.0	+30.0	50.0	50.0	0
Participant 20	40.0	80.0	+40.0	20.0	60.0	+40.0
Participant 21	70.0	80.0	+10.0	20.0	50.0	+30.0
Participant 22	40.0	80.0	+40.0	50.0	50.0	0
Participant 23	30.0	70.0	+40.0	40.0	40.0	0
Participant 24	60.0	80.0	+20.0	40.0	60.0	+20.0
Participant 25	40.0	70.0	+30.0	50.0	70.0	+20.0
Participant 26	40.0	70.0	+30.0	40.0	40.0	0
Participant 27	50.0	90.0	+40.0	30.0	50.0	+20.0
Participant 28	70.0	80.0	+10.0	60.0	60.0	0
Participant 29	50.0	60.0	+10.0	40.0	50.0	+10.0
Participant 30	80.0	100.0	+20.0	60.0	90.0	+30.0
Participant 31	70.0	100.0	+30.0	30.0	70.0	+40.0
Participant 32	90.0	100.0	+10.0	50.0	60.0	+10.0
Participant 33	50.0	60.0	+10.0	50.0	50.0	0
Participant 34	50.0	60.0	+10.0	20.0	30.0	10.0
Participant 35	60.0	80.0	+20.0	30.0	60.0	+30.0
Participant 36	40.0	60.0	+20.0	20.0	30.0	+10.0
Participant 37	50.0	100.0	+50.0	60.0	100.0	+40.0

Participant 38	30.0	90.0	+60.0	50.0	80.0	+30.0
Participant 39	50.0	90.0	+40.0	30.0	30.0	0
Participant 40	10.0	70.0	+60.0	40.0	60.0	+20.0
Participant 41	40.0	80.0	+40.0	60.0	70.0	+10.0
Participant 42	50.0	80.0	+30.0	20.0	80.0	+60.0
Participant 43	30.0	90.0	+60.0	70.0	50.0	-20.0
Participant 44	60.0	100.0	+40.0	60.0	100.0	+40.0
Participant 45	40.0	100.0	+60.0	50.0	80.0	+30.0
Participant 46	50.0	90.0	+40.0	40.0	50.0	+10.0
Mean Score (SD)/mean difference (95% CI)	45.5(18.6)	75.0(17.9)	29.6(24.1-35.0)*	42.0(15.1)	59.3(16.4)	17.4(12.0-22.8)*

554 *p<0.001

555 ^aBoth respiratory physiology and respiratory management topics were covered by 10
 556 questions each.

557

558

559

560

561

562

Examination

563 **1. What is the oxygen saturation threshold below which health care providers**
564 **should start low flow oxygen for COVID-19 suspect or confirmed cases? Select**
565 **one answer.**

- 566
- 567 a. <98%
 - 568 b. <94%
 - 569 c. <90%
 - 570 d. <85%

571

572 **2. Please choose the one best answer below. Patients with COVID-19 and severe**
573 **ARDS have:**

- 574
- 575 a. low lung compliance
 - 576 b. high lung compliance
 - 577 c. normal lung compliance
 - 578 d. no lung compliance

579

580 **3. Please choose the one best answer below. The treatment currently**
581 **recommended for severe or critical COVID-19 patients is the following:**

- 582
- 583 a. Hydroxychloroquine
 - 584 b. Dexamethasone
 - 585 c. Supportive care (respiratory and general care)
 - 586 d. a & b
 - 587 e. b & c
 - 588 f. a & b & c

589

590 **4. Please choose the one best answer below. Heated high flow nasal cannula**
591 **(HFNC) treatment includes the following elements:**

- 592
- 593 a. Low flow rate
 - 594 b. Precise oxygen concentration delivery
 - 595 c. Back-up respiratory rate
 - 596 d. Tidal volume delivery

597

598 **5. What oxygen flow rate is used for administering low flow oxygen by nasal**
599 **cannula? Select one answer.**

- 600
- 601 a. 35 liters per minute
 - 602 b. 12 to 15 liters per minute
 - 603 c. 6 to 10 liters per minute
 - 604 d. 5 liters per minute or lower

605

606 **6. Please choose the one best answer below. The normal pH range of arterial**
607 **blood is:**

- 608
609 a. 7.15 to 7.25
610 b. 7.25 to 7.35
611 c. 7.35 to 7.45
612 d. 7.45 to 7.55

613
614 **7. Please choose the one best answer below. Normal tidal volume value for adults**
615 **is:**

- 616
617 a. 10 ml
618 b. 100 ml
619 c. 500 ml
620 d. 1,000 ml

621
622 **8. Please choose the one best answer below. Lungs that are not compliant are:**

- 623
624 a. Harder to expand and easier to recoil
625 b. Easier to expand and easier to recoil
626 c. Harder to expand and harder to recoil
627 d. Easier to expand and harder to recoil

628
629 **9. Please choose the one best answer below. The Henderson-Hasselbach equation**
630 **for 'compensation' is $\text{pH} \sim \frac{\text{HCO}_3^-}{\text{PaCO}_2}$. Another way to think of this equation at the**
631 **bedside is:**

- 632
633 a. $\text{pH} \sim \frac{\text{Kidney}}{\text{Lung}}$
634 b. $\text{pH} \sim \frac{\text{Liver}}{\text{Kidney}}$
635 c. $\text{pH} \sim \frac{\text{Lung}}{\text{Kidney}}$
636 d. $\text{pH} \sim \frac{\text{Liver}}{\text{Heart}}$

637
638 **10. Please choose the one best answer below. The lungs eliminate acid by:**

- 639
640 a. Reabsorbing HCO_3^-
641 b. Exhaling CO_2
642 c. Exhaling H^+
643 d. Excreting H^+

644
645 **11. Please choose the one best answer below. Continuous positive airway**
646 **pressure (CPAP) treatment includes the following:**

- 647
648 a. Inspiratory positive airway pressure
649 b. Expiratory positive airway pressure

- 650 c. Precise oxygen concentration delivery
651 d. Back-up respiratory rate

652

653 **12. Please choose the one best answer. The normal pH range of carbon dioxide**
654 **(CO₂) in arterial blood is:**

655

- 656 a. 35 to 45 mm Hg
657 b. 45 to 55 mm Hg
658 c. 55 to 65 mm Hg
659 d. 65 to 75 mm Hg

660

661 **13. Please choose the one best answer below. When pH is low, the lungs**
662 **respond by:**

663

- 664 a. Slowing minute ventilation
665 b. Decreasing respiratory rate
666 c. Decreasing the size of each breath
667 d. Increasing tidal volume of each breath

668

669 **14. Please choose the one best answer below. The mathematical equation for**
670 **compliance is:**

671

- 672 a. C/V
673 b. V/P
674 c. P/V
675 d. P/C

676

677 **15. Please choose the one best answer below. A patient's arterial blood gas is**
678 **7.29 pH / 57 PCO₂ / 29 HCO₃⁻. What is the patient's primary acid base disorder?**

679

- 680 a. Metabolic acidosis
681 b. Respiratory acidosis
682 c. Metabolic alkalosis
683 d. Respiratory alkalosis

684

685 **16. Please choose the one best answer below. A patient's arterial blood gas is**
686 **7.19 pH / 20 PCO₂ / 12 HCO₃⁻, and the electrolytes are Na⁺ 139, Cl⁻ 117, HCO₃⁻ 15.**
687 **What is the patient's anion gap?**

688

- 689 a. 5 mEq/L
690 b. 10 mEq/L
691 c. 7 mEq/L
692 d. 12 mEq/L

693

694 **17. Please choose the one severity classification of the patient. A 37 year old**
695 **woman with temperature 40.2 C, cough, respiratory rate of 33 breaths/min, no**
696 **chest retractions, and oxygen saturation of 91% in room air.**





- 697
698 a. Mild COVID-19
699 b. Moderate COVID-19
700 c. Severe COVID-19
701 d. Critical COVID-19

702
703 **18. Please choose the one best answer below. Intrapleural pressure is:**

- 704
705 a. Positive pressure between 3 pleural layers
706 b. Positive pressure between 2 pleural layers
707 c. Negative pressure between 3 pleural layers
708 d. Negative pressure between 2 pleural layers

709
710
711 **19. Below are examples of pulse oximeter waveforms. Please select which**
712 **waveform(s) indicate a quality oxygen saturation measurement. Select one**
713 **answer.**

714

- 715 a. 
- 716
- 717 b. 
- 718
- 719 c. 
- 720
- 721 d. 
- 722
- 723 e. a & d
724 f. b & d
725 g. a & c

726
727 **20. Please choose the one severity classification of the patient. A 65 year old**
728 **man with temperature 40.2 C, cough, difficulty breathing, respiratory rate of 44**
729 **breaths/min, nasal flaring, neck and chest retractions, and oxygen saturation of**
730 **96% in room air.**

- 731
732 a. Mild COVID-19

- 733 b. Moderate COVID-19
- 734 c. Severe COVID-19
- 735 d. Critical COVID-19
- 736
- 737
- 738