

A systematic review of COVID-19 vaccine efficacy and effectiveness against SARS-CoV-2 infection and disease

Melissa M Higdon^{1,2}, MPH; Brian Wahl^{1,2}, PhD; Carli B Jones³, BS; Joseph G Rosen¹, MSPH; Shaun A Truelove^{1,2}, PhD; Anurima Baidya², MBBS; Anjalika A Nande⁴, PhD; Parisa A ShamaeiZadeh², BS; Karoline K Walter², BA; Daniel R Feikin⁵, MD; Minal K Patel⁵, MD; Maria Deloria Knoll^{1,2}, PhD; Alison L Hill⁴, PhD

¹Department of International Health, Johns Hopkins Bloomberg School of Public Health, 415 N Washington St, Baltimore, MD, USA, 21231

²International Vaccine Access Center, Johns Hopkins Bloomberg School of Public Health, 415 N Washington St, Baltimore, MD, USA, 21231

³Department of Pathology Johns Hopkins University School of Medicine, 600 N Wolfe St, Baltimore, MD, USA, 21287

⁴Institute for Computational Medicine, Johns Hopkins University, 3400 N Charles Street, Baltimore, MD, USA, 21218

⁵Department of Immunization, Vaccines, and Biologicals, World Health Organization, Avenue Appia 20, Geneva, Switzerland, 1211

Correspondence: Alison L Hill, Institute for Computational Medicine, Johns Hopkins University, 3400 N Charles Street, Baltimore, MD, USA, 21218, alhill@jhmi.edu

ABSTRACT

Billions of doses of COVID-19 vaccines have been administered globally, dramatically reducing SARS-CoV-2 incidence and severity in some settings. Many studies suggest vaccines provide a high degree of protection against infection and disease, but precise estimates vary and studies differ in design, outcomes measured, dosing regime, location, and circulating virus strains. Here we conduct a systematic review of COVID-19 vaccines through February 2022. We included efficacy data from Phase 3 clinical trials for 15 vaccines undergoing WHO Emergency Use Listing evaluation and real-world effectiveness for 8 vaccines with observational studies meeting inclusion criteria. Vaccine metrics collected include protection against asymptomatic infection, any infection, symptomatic COVID-19, and severe outcomes including hospitalization and death, for partial or complete vaccination, and against variants of concern Alpha, Beta, Gamma, Delta, and Omicron. We additionally review the epidemiological principles behind the design and interpretation of vaccine efficacy and effectiveness studies, including important sources of heterogeneity.

Introduction

SARS-CoV-2's rapid global spread and alarming clinical severity have accelerated demand for vaccines that safely and effectively prevent disease or reduce severity. To date, 30 COVID-19 vaccines have received emergency use authorization in at least one country, and nearly 5 billion people have been vaccinated^{1,2}.

Evidence from clinical trials and observational studies overwhelmingly supports the safety and efficacy/effectiveness of numerous COVID-19 vaccines, especially against severe disease and death in fully-vaccinated individuals. However, precise estimates of vaccine efficacy and effectiveness have varied across studies due to a variety of factors. For example, efficacy against symptomatic COVID-19 for AstraZeneca's two-dose viral vector vaccine (AZD1222) ranged from 62–90% in Phase 3 clinical trials³, attributed to differences in dosing schedules. Observational studies in a variety of settings also produced a wide range of effectiveness estimates (50–100%) against different clinical outcomes^{4–14}. The emergence of SARS-CoV-2 “variants of concern”, including Alpha (B.1.1.7), Beta (B.1.351), Gamma (P.1), Delta (B.1.617.2), and Omicron (B.1.1.529) further confounds interpretation of estimates obtained from comparably-designed vaccine studies. Some variants are associated with higher viral load^{15–19}, evasion of neutralizing antibodies *ex vivo*^{20–25}, and lower vaccine effectiveness^{13,19,26–29}. However, separating diminished protection against a variant from the effects of waning immunity, study methodology, or other contextual factors (e.g., lower use of non-pharmaceutical interventions) is complicated by their co-occurrence and endogeneity.

Previous reviews of COVID-19 vaccines have focused mainly on the developmental pathway and early results from pre-clinical and clinical trials, the immunological basis of vaccine-induced protection, a narrow subset of vaccines or clinical outcomes, or have been rapid in nature and limited to earlier studies^{30–47}. There remains an urgent need for comprehensive, up-to-date review of COVID-19 vaccine effects, including real-world evidence. Here, we systematically reviewed COVID-19 vaccine efficacy and effectiveness data against multiple clinical outcomes, for both full and partial immunization courses, by circulating SARS-CoV-2 variants of concern. We focused on studies conducted in primarily adult populations, for the primary vaccine course only (i.e., excluding “booster” doses), and outcomes measured within the first six months after the final vaccine dose.

Methods

We reviewed studies reporting vaccine *efficacy* (from randomized clinical trials) or *effectiveness* (from observational studies)^{48,49} for vaccines which had received or submitted applications for Emergency Use Listing from WHO as of February 1, 2021⁵⁰ and had at minimum publicly-released data from completed Phase 3 trials ([Table 1](#)). We searched for clinical trial results published in peer-reviewed scientific journals (via PubMed) and preprint servers (medRxiv, bioRxiv, SSRN), government public health, regulatory agency, and vaccine manufacturers' websites, and in news articles (Google). Searches were conducted using the vaccine's brand, trade, or research name. For observational studies, we applied detailed queries to multiple

databases ([Supplementary Methods](#)), and only included results that appeared in at least a detailed report/preprint. Study title and abstract were screened before progressing to full-text review ([Figure S1](#)). We extracted vaccine efficacy/effectiveness against disease endpoints, specifically asymptomatic infection, any infection, symptomatic disease, severe disease (including “hospitalization”), and death ([Table S1](#)).

Observational studies were only eligible if the comparison group included concurrent individuals (e.g., modeled or historic controls were excluded), outcomes were laboratory-confirmed, the study design attempted to account for confounding, vaccination status was determined by self-report for $\leq 10\%$ of participants, confidence intervals were reported, no significant bias was present as determined by expert opinion, controls were unvaccinated (e.g., excluded if “unvaccinated” included days 0-12 post-vaccination). Only studies comparing persons with and without the clinical outcome under investigation and with and without vaccination were included. Impact studies and studies evaluating progression to severe disease among SARS-CoV-2-positive individuals were excluded. For full immunization (1 or 2 doses, depending on the vaccine), results were included if at least 1 week had passed between the final dose and case detection; for partial immunization, cases must have occurred at least 2 weeks after dose 1 but before dose 2. We excluded efficacy/effectiveness values for which i) follow-up period after final dose was >6 months, ii) doses beyond the primary series were given (i.e., boosters), or iii) multiple vaccines were combined. We classified efficacy/effectiveness against specific SARS-CoV-2 variants if sequencing (or other molecular methods) either i) confirmed the variant in all cases contributing to the estimate or ii) confirmed the variant caused the vast majority of cases in sample of study participants or of the larger population from which they came. Our data are available on *VIEW-hub*, a weekly-updated resource developed by Johns Hopkins’ International Vaccine Access Center (view-hub.org/resources) and in [Table S1](#).

Epidemiological Principles

Measuring how well a vaccine prevents infection and disease

Vaccine efficacy is evaluated in randomized controlled trials (RCTs) and is defined as the relative reduction in the probability of developing disease in a particular time period in vaccinated individuals compared to unvaccinated individuals. In RCTs, subjects are randomly assigned to receive the vaccine or not (instead usually receiving a placebo or another vaccine). Vaccine efficacy (VE) is calculated using the formula:

$$VE = 1 - \frac{(\# \text{ cases among vaccinated} / \# \text{ vaccinated})}{(\# \text{ cases among unvaccinated} / \# \text{ unvaccinated})} = 1 - \frac{\text{risk in vaccinated group}}{\text{risk in unvaccinated group}},$$

where sometimes the denominator “# vaccinated” (“# unvaccinated”) is replaced with the sum of the total time enrolled in the study among vaccinated (unvaccinated) subjects (i.e., the “person time”)^{51,52}. While RCTs are the gold-standard for vaccine studies⁵³, they are costly and generally too small to evaluate rare outcomes (e.g., death).

Vaccine efficacy describes the *relative*, as opposed to *absolute*, risk of disease. This is a desired feature of a metric for vaccine strength, since absolute risk may change over time as the background disease incidence changes during an epidemic due to factors like seasonality and behavior change. For example, if the absolute risk of disease in one setting is reduced from 50% to 10% through vaccination, then the vaccine efficacy (80%) is the same as in another setting where the absolute risk was reduced from 5% to 1%. The value of vaccine efficacy also does not tell us whether vaccine failure occurs in a “leaky” or “all-or-nothing” way^{52,54,55}.

Once a vaccine is shown to be safe and efficacious in clinical trials and is authorized for general use, further RCTs to evaluate efficacy under new conditions or in special populations are often considered unethical or impractical, especially in the setting of a wide-spread epidemic, because it necessitates withholding vaccines from people who might benefit from them. Instead, observational studies evaluating real-world effectiveness are used to augment efficacy trials, and include designs such as case-control studies (including test-negative designs) and cohort studies (prospective or retrospective)^{52,56,57}. Although observational studies must carefully address biases due to differences in those who chose to or were eligible to receive vaccines compared to those who did not, they may provide a more realistic picture of population heterogeneity and include more high-risk groups compared to RCTs. During massive vaccination campaigns like those occurring for COVID-19, observational studies can have much larger sample sizes.

To measure vaccine efficacy/effectiveness, the specific clinical outcome that the vaccine is meant to prevent must be carefully defined. The ideal goal of vaccination is to completely prevent infection (and thus disease and transmission), meaning that vaccine-induced immunity blocks the earliest attempts of the pathogen to replicate within the body. This “sterilizing immunity” is rare, and vaccine efficacy/effectiveness against infection is difficult to measure^{58,59} for short-lived and commonly asymptomatic infections like SARS-CoV-2 since it requires frequent testing of the study cohort. To reduce the public health impact of an infectious disease, prevention of severe disease (including hospitalization and death) is desired, even if infection still occurs^{53,59,60}. But because most individuals with COVID-19 recover completely with only mild or moderate symptoms^{61–63}, studies of severe outcomes can require hundreds of thousands of participants or months to years of observation time. For COVID-19, the primary endpoint for most clinical trials was symptomatic, laboratory-confirmed COVID-19 disease,⁵³ defined as the occurrence of COVID-19-associated symptoms (e.g., cough, shortness of breath, fever) in the presence of detectable SARS-CoV-2. This outcome choice represents a trade-off between public health importance and practicality. Symptomatic disease is on the spectrum leading to severe disease but much more common, and testing can be restricted to those self-reporting symptoms. Although some trials reported efficacy against severe disease as secondary outcomes despite small numbers^{64–76}, large observational studies provide more precise estimates.

Sources of heterogeneity across studies

COVID-19 vaccine studies were conducted by many independent research teams in diverse epidemic settings around the world ([Table 1](#), [Table 2](#), [Table S1](#), [Figure 1](#)). Consequently, there are several potential sources of heterogeneity between studies that make comparing vaccine efficacy/effectiveness estimates difficult^{57,77}:

- **Study population:** Efficacy/effectiveness can be lower in studies including more participants at high risk of disease (e.g., comorbid individuals) or with reduced immune function (e.g., people living with HIV).
- **Outcome and case definition:** Vaccine efficacy/effectiveness differs between disease outcomes with varying severity. Even when studies have the same stated outcome, the case definition can vary substantially. For example, most clinical trials used 'symptomatic COVID-19 disease' as the primary outcome but included anywhere from 5 (for AstraZeneca/AZD1222³) to 16 (Janssen/Ad26.COV2.S⁶⁶) different potential symptoms and varied in requiring one or two to be present. These differences are exacerbated in effectiveness studies that often rely on passive surveillance by health systems. In addition, different definitions in the timing of the disease outcome (e.g., death within 30 days after diagnosis) can lead to heterogeneities.
- **Follow-up period:** Since developing an adaptive immune response after vaccination takes time^{59,78–80}, studies that begin the follow-up period sooner could observe lower efficacy/effectiveness (e.g., 7+ days for Novavax/NVX-CoV2373⁷⁰ vs 28+ days for Janssen/Ad26.COV2.S⁶⁶). In addition, if immune protection wanes, studies with longer follow-up could have lower estimates.
- **Predominant variants:** Some SARS-CoV-2 variants of concern have been observed to exhibit immune-escape properties^{21,81} (e.g., Beta^{28,82–84}, Delta^{13,19,65}, Omicron^{26,27,29}). Studies conducted when such variants account for a large proportion of infections could have lower efficacy/effectiveness ([Figure 1](#)).
- **Study design and analysis:** To make up for lack of randomization, vaccine effectiveness studies can attempt to reduce confounding through study design (e.g., the test-negative design) and during analyses (e.g., controlling for potential confounding variables in regression models). Some studies, especially those that use administrative data, may not collect and therefore cannot control for such possible confounders.

Other reviews of COVID-19 vaccine efficacy/effectiveness have tended to summarize results from studies with different designs, participant pools, and settings with a single effectiveness value or range, sometimes via formal meta-analysis^{36,37,39,41,42,44,47,85}. Here we have taken a different approach, showing individual efficacy/effectiveness measures and their sources, and discussing reasons for the observed heterogeneity, while also highlighting the consensus that emerges among them.

Results of COVID-19 Vaccine Studies

Data available from clinical trials of vaccine efficacy

As of Feb 3, 2021, 20 unique vaccine products were in the WHO Emergency Use Listing (EUL) evaluation process, including mRNA, viral vector, inactivated virus, protein subunit, and conjugate vaccine platforms, and were developed by a mix of pharmaceutical companies, non-profit research institutes, and government agencies ([Table 1](#)). Eight vaccines representing four platforms had received authorization. Efficacy estimates with uncertainty intervals from Phase 3 clinical trials were publicly available for 15 of the 20 vaccine candidates in 22 separate reports^{3,64–70,72–76,82,83,86–92} ([Figure 2](#), [Figure S1](#)). Vaccine efficacy against symptomatic COVID-19 was available for all 15 vaccines, ranging from 58-95%, with highest efficacy (>90%) from six products representing mRNA, protein subunit and viral vector platforms. Efficacy against any infection was available for five EUL authorized vaccines and against severe disease for six, though confidence intervals for severe disease tended to be wide due to limited sample sizes and trial durations ([Figures 3-7](#), [Table S1](#)).

Data available from observational studies of vaccine effectiveness

We identified 107 real-world vaccine effectiveness studies meeting our inclusion criteria^{4–14,19,26–29,38,84,93–179}. These studies covered eight vaccines: seven with WHO EUL authorization (all but Novavax's NVX-CoV2373) and one with EUL submission in progress (Gamaleya's Sputnik V) ([Table 2](#), [Figure S1](#), [Table S1](#)). These observational studies provided metrics not reported in clinical trials for some vaccines, including effectiveness against severe outcomes, asymptomatic infection, any infection, specific circulating variants, and effectiveness of a single dose of two-dose vaccines ([Figures 3-7](#)). In general, effectiveness estimates overlapped with efficacy estimates and were high for full vaccine courses. Vaccines were more effective at preventing severe infection or death compared to symptomatic COVID-19. The degree to which vaccines prevented any infection, and the degree to which partial courses prevented infection or disease, varied widely by product. Data were sparse for effectiveness against death or asymptomatic infection and the Gamma variant.

Efficacy/effectiveness of mRNA vaccines

The most data was available for BNT162b2, the two-dose mRNA vaccine developed by Pfizer/BioNTech, mainly due to its early 2021 use in Israel, the UK, and the US ([Figure 3](#)). Efficacy/effectiveness estimates after two doses in the general population, pre-Omicron, ranged from 90-99% for death, 80-100% for severe infection, 70-100% for symptomatic disease, 65-98% for any infection, and 65-90% for asymptomatic infection. These values were lower after only a single dose: 70-90% for death, 55-95% for severe infection, 35-93% for symptomatic disease, and 30-80% for any infection. Some studies found lower effectiveness in special populations, including residents of long-term care facilities^{84,149,150}, priority groups¹²², the elderly¹⁴⁷, and those previously infected^{113,179}. Heterogeneities between studies made direct comparisons of efficacy/effectiveness for variants difficult. A few studies with head-to-head comparisons suggested slightly reduced effectiveness for BNT162b2 against Beta and Delta compared to Alpha or non-VOC, for symptomatic cases or any infection^{13,28,96,123,145,162}. Evidence for reduced effectiveness against Omicron was more pronounced, with protection dropping to ~70% for severe disease, ~65% for symptomatic disease, and ~55% for any infection^{26,27,136}.

The other authorized two-dose mRNA vaccine, Moderna's mRNA-1273, was also relatively well-studied, largely using data from the USA, Canada, and Qatar ([Figure 4](#)). After dose 2, efficacy/effectiveness estimates in the general population (pre-Omicron) fell between 94-99% for death, 85-100% for severe disease, 87-100% for symptomatic disease, 83-100% for any infection, and 73-93% for asymptomatic infection. With only a single dose, values were 60-95% for severe disease, 60-95% for symptomatic disease, 65-95% for any infection, and 45-60% for asymptomatic infection. Studies in the UK, USA, and Denmark^{27,29,136} estimated effectiveness against the Omicron variant after two doses was reduced to ~75% for symptomatic infection and to 30-40% for any infection. Some evidence for reduction in effectiveness against infection or severe disease with Beta after only 1 dose was observed in studies in Canada and Qatar^{12,114}. Significant reductions were not consistently reported for effectiveness against other variants of concern.

Efficacy/effectiveness of viral-vector vaccines

AstraZeneca's two-dose viral vector vaccine (AZD1222) was also frequently studied, especially after only one dose, likely because the recommended interval between doses is longer than other vaccines (12 weeks) and some countries including the UK and Canada adopted the strategy of prioritizing first doses over second doses in early 2021 ([Figure 5](#)).

Efficacy/effectiveness against non-VOC strains, the Alpha variant (predominant during most studies), or mixes of strains after two doses was 85-100% for death or severe disease, 65-100% for symptomatic disease, 60-80% for any infection, and 22% for asymptomatic infection in the general population. After a single dose, efficacy/effectiveness was 80-96% for death, 75-92% for severe disease, 45-75% for symptomatic disease, and 35-95% for any infection. The Delta variant appeared to reduce effectiveness against symptomatic disease or infection compared to the earlier Alpha variant by 10-15% after 2 doses and ~20-30% after a single dose in some^{13,19,96,145,171} but not all^{12,123} studies. Effectiveness against the Gamma variant was within the range of earlier strains. Clinical trial evidence from the South Africa site⁸² suggested loss of efficacy against symptomatic infection with the Beta variant, but with much uncertainty (efficacy 10% CI [<0 , 55]). No studies meeting our inclusion criteria reported on the protection that AZD1222 alone provided against the Omicron variant.

Janssen's Ad26.COV2.S single-dose viral vector vaccine was studied in a variety of settings around the world ([Figure 6](#)), with efficacy/effectiveness estimates of 70-100% against death, 60-90% for severe disease, 50-80% for symptomatic disease, 50-80% for any infection, and 65% for asymptomatic infection. Protection against infection or severe outcomes appeared to be preserved with SARS-CoV-2 variants of concern, although confidence intervals were extremely wide and no data for Omicron were available meeting inclusion criteria.

Data were sparse for Gamaleya Institutes' two-dose viral vector vaccine Sputnik V ([Figure 6](#)), despite its use in dozens of countries ([Table 1](#)). A single clinical trial estimated efficacy against symptomatic disease with non-VOC virus of 91%⁷², while an observational study in Hungary in the context of the Alpha variant reported effectiveness of 98% against death and 88% against

any infection¹⁷⁸. No studies measuring protection against the Beta, Delta, or Omicron variant met our inclusion criteria.

Efficacy/effectiveness of inactivated virus vaccines

Estimates of vaccine efficacy and effectiveness were available for three different two-dose inactivated virus vaccines: CoronaVac (Sinovac), BBIBP-CorV (Sinopharm-Beijing), and BBV152 (Bharat) ([Figure 7](#)). Effectiveness studies of Sinovac's inactivated virus vaccine CoronaVac were available from only six studies, despite being one of the most widely used vaccines worldwide. These complemented results from three separate clinical trials, including one restricted to health care workers. After two doses, in the general population, efficacy/effectiveness was 86% against death, 88-100% against severe disease, 65-85% against symptomatic disease, and 65-75% against any infection. With only one dose, these values were significantly reduced, to 46% for death, 37% for severe disease, and 16% for any infection. Lower values were reported in studies in older adults, including one study conducted in adults over 70 years old in Brazil during a time when Gamma was predominant¹⁶³. The only other variant-specific study suggested effectiveness against any infection was preserved against the Delta variant¹⁸⁰. Sinopharm-Beijing's BBIBP-CorV could only be assessed after both doses and using two observational studies^{104,178} and a single clinical trial⁸⁹. Efficacy/effectiveness 86% for death, 88% for severe disease, 78% for symptomatic disease, and 74% for any infection. The only information on variant-specific protection came from the study from Hungary, conducted during a time when the Alpha variant dominated, and suggested that protection against any infection was similar to non-VOC strains. Bharat's BBV152 was evaluated in only a single effectiveness study in health care workers¹²¹ in addition to the initial Phase 3 trial⁶⁵. Efficacy was 93% for severe disease, 78% for symptomatic disease, 69% for any infection and 64% for asymptomatic infection. The RCT suggested that protection against symptomatic disease with the Delta variant was reduced by 10-15 percentage points, while the observational study suggested <50% effectiveness against Delta after 2 doses and none after only 1 dose.

Efficacy/effectiveness of other vaccines

Although at the time of writing there were at least 10 other COVID-19 vaccines that had received emergency authorization for widespread use in at least one country, we did not identify effectiveness studies meeting our inclusion criteria.

Discussion

The development of COVID-19 vaccines has been an astounding feat of science. Within a year of detecting the first outbreak and isolating the SARS-CoV-2 virus, multiple vaccines were deployed around the world. In this review, we systematically collected efficacy and effectiveness values by vaccine platform, disease outcome, number of doses, and SARS-CoV-2 variant. These findings demonstrate robust evidence for the high efficacy of COVID-19 vaccines in clinical trials and high effectiveness in real-world settings. We found that across all vaccine

platforms, protection against severe infection or death in the general population was at least 60% and most often close to 100%. Efficacy/effectiveness against symptomatic disease was heterogeneous between vaccine products and studies but was almost always greater than 50% and often greater than 90%. The vast majority of studies showed that vaccines provided protection against infection - not just disease - demonstrating the potential for indirect protective effects (“herd immunity”) via reduced transmission. The degree of protection offered by only a single dose of two-dose vaccine courses varied by product. Most vaccines retained high levels of protection for most SARS-CoV-2 variants, especially against severe outcomes. Some studies provided evidence of slight reductions in efficacy/effectiveness for infection or mild disease with the Beta and Delta strains for some vaccines. Although few studies of the Omicron variant were available at publication time, the available evidence supports larger reductions in protection against both mild and severe infection.

There are several important components of COVID-19 vaccine efficacy/effectiveness not addressed here. Vaccine-induced protection can wane over months or years^{59,60,78,79,181}. While all estimates reviewed here were restricted to within 6 months of vaccination, waning is a critical issue to monitor for COVID-19 vaccines. A recent meta-analysis estimated efficacy/effectiveness drops ~10% for severe disease and ~20% for infection over five months⁸⁵. These drops appear to be more extreme for the Omicron variant; but evidence suggests “booster” doses - administered in many countries during Fall/Winter 2021 - enhance immunogenicity and effectiveness^{20,26,27,29,136,182,183}. However, the WHO stresses prioritization of primary doses globally¹⁸⁴.

Unvaccinated individuals previously infected with SARS-CoV-2 have some protection against re-infection, estimated in recent study to be ~90%^{185,186}. Consequently, including previously-infected persons in the unvaccinated group of studies could bias estimates of effectiveness downward. Alternatively, if prior immunity synergizes with vaccine-induced immunity to enhance protection, this bias could be in the opposite direction. Of 107 observational studies included in this review, 33 are known to have included persons with previous SARS-CoV-2 infection. For studies that stratified efficacy/effectiveness estimates by prior infection status, results were mixed, finding higher, lower, or unchanged values in previously-infected individuals^{107,187}.

For multi-dose vaccine regimens, the time interval between doses may affect protection. Efficacy of AZD1222 (AstraZeneca) increased from 55% with <6 weeks between doses to 81% with >12 weeks³. In real-world settings, dose interval sometimes varied due to policies of delaying second doses in favor of universal partial vaccination^{188,189}, allowing for evaluation of its impact on neutralizing antibody levels and effectiveness^{6,19,190}.

While most vaccine manufacturers and international advisory committees (including WHO¹⁹¹) initially recommended all doses be with the same product, many countries allowed for “mixing and matching” of doses^{192–194}. Effectiveness studies have shown that boosting AZD1222 with either mRNA vaccine increases neutralizing antibody levels compared to two doses of AZD1222 alone^{195–199}, and is also more effective against preventing infection^{153,171,200}. Further evaluation is needed to understand which COVID-19 vaccine combinations are safe and effective.

For an individual, the goal of vaccination against COVID-19 is to prevent disease, but from a population perspective, there is an additional goal to reduce transmission, which can eliminate the need for complete vaccine coverage. Some studies have observed a reduction in transmission in vaccinated individuals infected with SARS-CoV-2²⁰¹ by testing close contacts of cases^{10,123,143,149,162,202–204}. Others have reported reductions in viral load in the respiratory tract - expected to be a determinant of infectiousness - in vaccinated (versus unvaccinated) cases^{19,166,176,205}.

Currently, approval of new COVID-19 vaccines typically requires Phase III trials directly measuring vaccine efficacy. However, as vaccine availability increases in the face of an ongoing epidemic, further placebo-controlled trials may be considered impractical or unethical. Instead, new vaccines or immunization schedules will likely be evaluated using “immunobridging”: indirectly inferring vaccine efficacy by measuring immunological biomarkers (like neutralizing antibody levels) identified as correlates of protection^{53,55,206–208}. Such study designs - not reviewed here - have already been used for early assessment of waning rates^{207,209}, identifying potential losses in protection against new variants^{24,25,210}, promoting the need for booster doses^{24,25,211,212}, justifying heterologous vaccine courses^{212,213}, expanding eligible age groups to children^{214,215}, and to grant initial emergency approval to some vaccines (e.g. Medigen’s MVC-COV1901 in Taiwan²¹⁶). As pre-approval efficacy trials become rarer, post-authorization vaccine effectiveness studies will become even more important.

While our review focused on studies conducted in adults, some countries have now expanded vaccination campaigns to include children as young as 2 years old^{217,218}. Limited studies suggest that comparable safety, immunogenicity, efficacy, and effectiveness to adults can be achieved with adjusted dosing^{219–222}. While children are at lower risk for severe disease, they are susceptible to infection, contribute to transmission, and - because they are more likely to have mild symptoms - may be less likely to be tested or reported as cases, and to isolate during infection. Thus, the ability of COVID-19 vaccines to prevent asymptomatic infection and reduce transmission is especially relevant to the population-level impact of pediatric vaccination.

In conclusion, data from a wide variety of study types and settings demonstrate that COVID-19 vaccines provide high levels of protection against severe disease, and additionally protect against infection and mild disease, even those caused by most SARS-CoV-2 variants of concern. Preliminary evidence supports the idea that the spread of the Omicron variant beginning late 2021 is at least partially driven by reductions in vaccine effectiveness.

AUTHOR CONTRIBUTIONS

ALH proposed the Review with input from BW, CBJ, JGR, MDK, MMH, and SAT. AAN, ALH, BW, CBJ, and JGR and conducted the search for clinical trials of COVID-19 vaccines and extracted efficacy values. AB, PSZ, KW and MMH conducted the search for observational studies of COVID-19 vaccines and extracted effectiveness values. MDK, DRF, and MKP supervised the collection of vaccine effectiveness studies including designing the search strategy, choosing the inclusion criteria, and evaluating studies against these criteria. ALH and MMH synthesized and interpreted the data on efficacy and effectiveness. BW assembled data on clinical trial timing, location, and SARS-CoV-2 variant prevalence. ALH, BW, and MMH created the tables and figures. ALH, CBJ, BW, JGR and MHH drafted the manuscript. All authors revised the manuscript and approved it for submission.

ACKNOWLEDGMENTS

The authors thank M Kate Grabowski and the Johns Hopkins University Novel Coronavirus Research Compendium for bringing the study authors together to work on this paper.

FUNDING

MHH, AB, PS, KW, and MDK received funding to collect the data used in work through a contract from the Center for Epidemic Preparedness Innovations (CEPI) to the International Vaccine Access Center at Johns Hopkins University. CBJ and JGR received funding from the Novel Coronavirus Research Compendium at Johns Hopkins to conduct reviews of COVID-19 vaccine papers for other purposes. ALH and AAN received support from the US National Institutes of Health (NIH DP5OD019851). All other authors received no specific funding support for this work. The study sponsors had no role in the study design, in the collection, analysis, and interpretation of data, in the writing of the report, or in the decision to submit the paper for publication. The views represented in this article do not necessarily reflect the views of the WHO or the NIH.

POTENTIAL CONFLICTS OF INTERESTS

MMH and MDK have previously received support from a grant from Pfizer Inc to Johns Hopkins University for a non-COVID-19 vaccine. BW provided unpaid technical support to Bharat Biotech related to the clinical development of the BBV152 vaccine candidate. DRF previously served on an independent data monitoring committee for GlaxoSmithKline for a non-COVID-19 vaccine candidate. SAT served as an expert consultant for Milliman, Inc on future COVID-19 trajectories. All other authors declare no competing interests.

PATIENT CONSENT STATEMENT

This study did not include factors necessitating patient consent

REFERENCES

- 1 Mathieu E, Ritchie H, Ortiz-Ospina E, *et al.* A global database of COVID-19 vaccinations. *Nat Hum Behav* 2021; **5**: 947–53.
- 2 Basta N, Moodie E, McGill University COVID19 Vaccine Tracker Team. COVID-19 Vaccine Development and Approvals Tracker. COVID19 Vaccine Tracker. 2021; published online Aug 15. <https://covid19.trackvaccines.org/> (accessed Aug 26, 2021).
- 3 Voysey M, Clemens SAC, Madhi SA, *et al.* Single-dose administration and the influence of the timing of the booster dose on immunogenicity and efficacy of ChAdOx1 nCoV-19 (AZD1222) vaccine: a pooled analysis of four randomised trials. *The Lancet* 2021; **397**: 881–91.
- 4 Stowe J, Andrews N, Gower C, *et al.* Effectiveness of COVID-19 vaccines against hospital admission with the Delta (B.1.617.2) variant. Public Health England, 2021 <https://khub.net/documents/135939561/479607266/Effectiveness+of+COVID-19+vaccines+against+hospital+admission+with+the+Delta+%28B.1.617.2%29+variant.pdf/1c213463-3997-ed16-2a6f-14e5deb0b997?t=1623689315431> (accessed June 22, 2021).
- 5 Whitaker HJ, Tsang RS, Byford R, *et al.* Pfizer-BioNTech and Oxford AstraZeneca COVID-19 vaccine effectiveness and immune response among individuals in clinical risk groups. *J Infect* 2022; **0**. DOI:10.1016/j.jinf.2021.12.044.
- 6 Amirthalingam G, Bernal JL, Andrews NJ, *et al.* Serological responses and vaccine effectiveness for extended COVID-19 vaccine schedules in England. *Nat Commun* 2021; **12**: 7217.
- 7 Public Health England. COVID-19 vaccine surveillance report - week 20. PHE, 2021.
- 8 Vasileiou E, Simpson CR, Shi T, *et al.* Interim findings from first-dose mass COVID-19 vaccination roll-out and COVID-19 hospital admissions in Scotland: a national prospective cohort study. *The Lancet* 2021; **397**: 1646–57.
- 9 Hitchings MDT, Ranzani OT, Dorion M, *et al.* Effectiveness of ChAdOx1 vaccine in older adults during SARS-CoV-2 Gamma variant circulation in São Paulo. *Nat Commun* 2021; **12**: 6220.
- 10 de Gier B, Andeweg S, Joosten R, *et al.* Vaccine effectiveness against SARS-CoV-2 transmission and infections among household and other close contacts of confirmed cases, the Netherlands, February to May 2021. *Eurosurveillance* 2021; **26**: 2100640.
- 11 Ismail SA, Vilaplana TG, Elgohari S, *et al.* Effectiveness of BNT162b2 mRNA and ChAdOx1 adenovirus vector COVID-19 vaccines on risk of hospitalisation among older adults in England: an observational study using surveillance data. *Public Health Engl* 2021; : 18.
- 12 Nasreen S, Chung H, He S, *et al.* Effectiveness of COVID-19 vaccines against variants of concern in Ontario, Canada. *medRxiv* 2021; : 2021.06.28.21259420.
- 13 Sheikh1 A, McMenamin J, Taylor B, Robertson C. SARS-CoV-2 Delta VOC in Scotland: demographics, risk of hospital admission, and vaccine effectiveness. *The Lancet* 2021; **0**. DOI:10.1016/S0140-6736(21)01358-1.
- 14 Sheikh2 A, Robertson C, Taylor B. BNT162b2 and ChAdOx1 nCoV-19 Vaccine Effectiveness against Death from the Delta Variant. *N Engl J Med* 2021; **385**: 2195–7.
- 15 Kissler SM, Fauver JR, Mack C, *et al.* Viral Dynamics of SARS-CoV-2 Variants in Vaccinated and Unvaccinated Persons. *N Engl J Med* 2021; **385**: 2489–91.
- 16 Kang M, Xin H, Yuan J, *et al.* Transmission dynamics and epidemiological characteristics of Delta variant infections in China. *medRxiv* 2021; : 2021.08.12.21261991.
- 17 Li B, Deng A, Li K, *et al.* Viral infection and transmission in a large, well-traced outbreak caused by the SARS-CoV-2 Delta variant. *Nat Commun* 2022; **13**: 460.
- 18 Luo CH, Morris CP, Sachithanandham J, *et al.* Infection with the SARS-CoV-2 Delta Variant is Associated with Higher Recovery of Infectious Virus Compared to the Alpha Variant in both Unvaccinated and Vaccinated Individuals. *Clin Infect Dis* 2021; : ciab986.

- 19 Pouwels KB, Pritchard E, Matthews PC, *et al.* Effect of Delta variant on viral burden and vaccine effectiveness against new SARS-CoV-2 infections in the UK. *Nat Med* 2021; **27**: 2127–35.
- 20 WHO. Weekly epidemiological update on COVID-19 - 8 February 2022. Geneva, Switzerland: World Health Organization, 2022 <https://www.who.int/publications/m/item/weekly-epidemiological-update-on-covid-19---8-february-2022> (accessed Feb 15, 2022).
- 21 CDC. SARS-CoV-2 Variant Classifications and Definitions. *Cent. Dis. Control Prev.* 2021; published online Dec 1. <https://www.cdc.gov/coronavirus/2019-ncov/variants/variant-classifications.html> (accessed Feb 7, 2022).
- 22 Garcia-Beltran WF, Lam EC, Denis KS, *et al.* Multiple SARS-CoV-2 variants escape neutralization by vaccine-induced humoral immunity. *Cell* 2021; **184**: 2372-2383.e9.
- 23 Cameroni E, Bowen JE, Rosen LE, *et al.* Broadly neutralizing antibodies overcome SARS-CoV-2 Omicron antigenic shift. *Nature* 2021; : 1–9.
- 24 Edara V-V, Manning KE, Ellis M, *et al.* mRNA-1273 and BNT162b2 mRNA vaccines have reduced neutralizing activity against the SARS-CoV-2 omicron variant. *Cell Rep Med* 2022; **3**. DOI:10.1016/j.xcrm.2022.100529.
- 25 Jacobsen H, Strengert M, Maaß H, *et al.* Diminished neutralization responses towards SARS-CoV-2 Omicron VoC after mRNA or vector-based COVID-19 vaccinations. medRxiv. 2021; : 2021.12.21.21267898.
- 26 Tartof2 SY, Slezak JM, Puzniak L, *et al.* BNT162b2 (Pfizer–Biontech) mRNA COVID-19 Vaccine Against Omicron-Related Hospital and Emergency Department Admission in a Large US Health System: A Test-Negative Design. *medRxiv* 2022; published online Jan 18. DOI:10.2139/ssrn.4011905.
- 27 UKHSA. COVID-19 vaccine surveillance report - week 4. *UK Health Secur Agency* 2022; : 59.
- 28 Abu-Raddad1 LJ, Chemaitelly H, Butt AA. Effectiveness of the BNT162b2 Covid-19 Vaccine against the B.1.1.7 and B.1.351 Variants. *N Engl J Med* 2021; **0**: null.
- 29 Tseng HF, Ackerson BK, Luo Y, *et al.* Effectiveness of mRNA-1273 against SARS-CoV-2 omicron and delta variants. medRxiv. 2022; : 2022.01.07.22268919.
- 30 Fathizadeh H, Afshar S, Masoudi MR, *et al.* SARS-CoV-2 (Covid-19) vaccines structure, mechanisms and effectiveness: A review. *Int J Biol Macromol* 2021; **188**: 740–50.
- 31 McDonald I, Murray SM, Reynolds CJ, Altmann DM, Boyton RJ. Comparative systematic review and meta-analysis of reactogenicity, immunogenicity and efficacy of vaccines against SARS-CoV-2. *Npj Vaccines* 2021; **6**: 1–14.
- 32 Kyriakidis NC, López-Cortés A, González EV, Grimaldos AB, Prado EO. SARS-CoV-2 vaccines strategies: a comprehensive review of phase 3 candidates. *Npj Vaccines* 2021; **6**: 1–17.
- 33 García-Montero C, Fraile-Martínez O, Bravo C, *et al.* An Updated Review of SARS-CoV-2 Vaccines and the Importance of Effective Vaccination Programs in Pandemic Times. *Vaccines* 2021; **9**: 433.
- 34 Cheng H, Peng Z, Luo W, *et al.* Efficacy and Safety of COVID-19 Vaccines in Phase III Trials: A Meta-Analysis. *Vaccines* 2021; **9**: 582.
- 35 Tregoning JS, Flight KE, Higham SL, Wang Z, Pierce BF. Progress of the COVID-19 vaccine effort: viruses, vaccines and variants versus efficacy, effectiveness and escape. *Nat Rev Immunol* 2021; **21**: 626–36.
- 36 Sadarangani M, Marchant A, Kollmann TR. Immunological mechanisms of vaccine-induced protection against COVID-19 in humans. *Nat Rev Immunol* 2021; **21**: 475–84.
- 37 Bok K, Sitar S, Graham BS, Mascola JR. Accelerated COVID-19 vaccine development: milestones, lessons, and prospects. *Immunity* 2021; **54**: 1636–51.
- 38 Cheng C-J, Lu C-Y, Chang Y-H, *et al.* Effectiveness of the WHO-Authorized COVID-19 Vaccines: A Rapid Review of Global Reports till 30 June 2021. *Vaccines* 2021; **9**: 1489.

- 39 Meggiolaro A, Schepisi MS, Nikolaidis G, Mipatrini D, Siddu A, Rezza G. Effectiveness of vaccination against symptomatic and asymptomatic SARS-CoV-2 infection: a systematic review and meta-analysis. *medRxiv* 2021; : 2021.08.25.21262529.
- 40 Harder T, Koch J, Vygen-Bonnet S, *et al.* Efficacy and effectiveness of COVID-19 vaccines against SARS-CoV-2 infection: interim results of a living systematic review, 1 January to 14 May 2021. *Eurosurveillance* 2021; **26**: 2100563.
- 41 Shapiro J, Dean NE, Madewell ZJ, Yang Y, Halloran ME, Longini I. Efficacy Estimates for Various COVID-19 Vaccines: What we Know from the Literature and Reports. *medRxiv* 2021; : 2021.05.20.21257461.
- 42 Kow CS, Hasan SS. Real-world effectiveness of BNT162b2 mRNA vaccine: a meta-analysis of large observational studies. *Inflammopharmacology* 2021; : 1–16.
- 43 Azevedo TCP de, Freitas PV de, Cunha PHP da, *et al.* Efficacy and landscape of Covid-19 vaccines: a review article. *Rev Assoc Médica Bras* 2021; **67**: 474–8.
- 44 Kow CS, Ramachandram DS, Hasan SS. The effectiveness of mRNA-1273 vaccine against COVID-19 caused by Delta variant: A systematic review and meta-analysis. *J Med Virol*; **n/a**. DOI:10.1002/jmv.27568.
- 45 Fiolet T, Kherabi Y, MacDonald C-J, Ghosn J, Peiffer-Smadja N. Comparing COVID-19 vaccines for their characteristics, efficacy and effectiveness against SARS-CoV-2 and variants of concern: a narrative review. *Clin Microbiol Infect* 2022; **28**: 202–21.
- 46 Di Fusco M, Lin J, Vaghela S, *et al.* COVID-19 vaccine effectiveness among immunocompromised populations: a targeted literature review of real-world studies. *Expert Rev Vaccines* 2022; **0**: 1–17.
- 47 Marra AR, Kobayashi T, Suzuki H, *et al.* Short-term effectiveness of COVID-19 vaccines in immunocompromised patients: A systematic literature review and meta-analysis. *J Infect* 2021; **0**. DOI:10.1016/j.jinf.2021.12.035.
- 48 Weinberg GA, Szilagyi PG. Vaccine Epidemiology: Efficacy, Effectiveness, and the Translational Research Roadmap. *J Infect Dis* 2010; **201**: 1607–10.
- 49 WHO. Vaccine efficacy, effectiveness and protection. World Health Organ. 2021; published online July 14. <https://www.who.int/news-room/feature-stories/detail/vaccine-efficacy-effectiveness-and-protection> (accessed Aug 27, 2021).
- 50 WHO. Status of COVID-19 Vaccines within WHO EUL/PQ evaluation process. 2021; published online Dec 23. https://extranet.who.int/pqweb/sites/default/files/documents/Status_COVID_VAX_23Dec2021.pdf (accessed Feb 15, 2022).
- 51 Halloran ME, Longini IM Jr, Struchiner CJ. Design and Interpretation of Vaccine Field Studies. *Epidemiol Rev* 1999; **21**: 73–88.
- 52 Crowcroft NS, Klein NP. A framework for research on vaccine effectiveness. *Vaccine* 2018; **36**: 7286–93.
- 53 Hodgson SH, Mansatta K, Mallett G, Harris V, Emary KRW, Pollard AJ. What defines an efficacious COVID-19 vaccine? A review of the challenges assessing the clinical efficacy of vaccines against SARS-CoV-2. *Lancet Infect Dis* 2021; **21**: e26–35.
- 54 Smith PG, Rodrigues LC, Fine PEM. Assessment of the Protective Efficacy of Vaccines against Common Diseases Using Case-Control and Cohort Studies. *Int J Epidemiol* 1984; **13**: 87–93.
- 55 WHO. Correlates of vaccine-induced protection: methods and implications. Geneva, Switzerland: World Health Organization, 2013 <https://apps.who.int/iris/handle/10665/84288> (accessed Feb 14, 2022).
- 56 Patel MK, Bergeri I, Bresee JS, *et al.* Evaluation of post-introduction COVID-19 vaccine effectiveness: Summary of interim guidance of the World Health Organization. *Vaccine* 2021; **39**: 4013–24.
- 57 WHO. Evaluation of COVID-19 vaccine effectiveness: Interm Guidance. Geneva,

- Switzerland: World Health Organization, 2021 https://www.who.int/publications-detail-redirect/WHO-2019-nCoV-vaccine_effectiveness-measurement-2021.1 (accessed Aug 27, 2021).
- 58 Leshem E, Lopman BA. Population immunity and vaccine protection against infection. *The Lancet* 2021; **397**: 1685–7.
- 59 Kim DS, Rowland-Jones S, Gea-Mallorquí E. Will SARS-CoV-2 Infection Elicit Long-Lasting Protective or Sterilising Immunity? Implications for Vaccine Strategies (2020). *Front Immunol* 2020; **11**: 3190.
- 60 Pollard AJ, Bijker EM. A guide to vaccinology: from basic principles to new developments. *Nat Rev Immunol* 2021; **21**: 83–100.
- 61 Levin AT, Hanage WP, Owusu-Boaitey N, Cochran KB, Walsh SP, Meyerowitz-Katz G. Assessing the age specificity of infection fatality rates for COVID-19: systematic review, meta-analysis, and public policy implications. *Eur J Epidemiol* 2020; **35**: 1123–38.
- 62 Palmer S, Cunniffe N, Donnelly R. COVID-19 hospitalization rates rise exponentially with age, inversely proportional to thymic T-cell production. *J R Soc Interface*; **18**: 20200982.
- 63 O’Driscoll M, Ribeiro Dos Santos G, Wang L, *et al.* Age-specific mortality and immunity patterns of SARS-CoV-2. *Nature* 2021; **590**: 140–5.
- 64 Polack FP, Thomas SJ, Kitchin N, *et al.* Safety and Efficacy of the BNT162b2 mRNA Covid-19 Vaccine. *N Engl J Med* 2020; **383**: 2603–15.
- 65 Ella R, Reddy S, Blackwelder W, *et al.* Efficacy, safety, and lot-to-lot immunogenicity of an inactivated SARS-CoV-2 vaccine (BBV152): interim results of a randomised, double-blind, controlled, phase 3 trial. *The Lancet* 2021; **398**: 2173–84.
- 66 Sadoff J, Gray G, Vandebosch A, *et al.* Safety and Efficacy of Single-Dose Ad26.COV2.S Vaccine against Covid-19. *N Engl J Med* 2021; published online April 21. DOI:10.1056/NEJMoa2101544.
- 67 Baden LR, El Sahly HM, Essink B, *et al.* Efficacy and Safety of the mRNA-1273 SARS-CoV-2 Vaccine. *N Engl J Med* 2021; **384**: 403–16.
- 68 Falsey AR, Sobieszczyk ME, Hirsch I, *et al.* Phase 3 Safety and Efficacy of AZD1222 (ChAdOx1 nCoV-19) Covid-19 Vaccine. *N Engl J Med* 2021; published online Sept 29. DOI:10.1056/NEJMoa2105290.
- 69 Dunkle LM, Kotloff KL, Gay CL, *et al.* Efficacy and Safety of NVX-CoV2373 in Adults in the United States and Mexico. *N Engl J Med* 2021; **0**: null.
- 70 Heath PT, Galiza EP, Baxter DN, *et al.* Safety and Efficacy of NVX-CoV2373 Covid-19 Vaccine. *N Engl J Med* 2021; **385**: 1172–83.
- 71 Thomas SJ, Edson D, Moreira J, Kitchin N, *et al.* Safety and Efficacy of the BNT162b2 mRNA Covid-19 Vaccine through 6 Months. *N Engl J Med* 2021; published online Sept 15. DOI:10.1056/NEJMoa2110345.
- 72 Logunov DY, Dolzhikova IV, Shcheblyakov DV, *et al.* Safety and efficacy of an rAd26 and rAd5 vector-based heterologous prime-boost COVID-19 vaccine: an interim analysis of a randomised controlled phase 3 trial in Russia. *The Lancet* 2021; **397**: 671–81.
- 73 Tanriover MD, Doğanay HL, Akova M, *et al.* Efficacy and safety of an inactivated whole-virion SARS-CoV-2 vaccine (CoronaVac): interim results of a double-blind, randomised, placebo-controlled, phase 3 trial in Turkey. *The Lancet* 2021; **398**: 213–22.
- 74 Palacios R, Batista AP, Albuquerque CSN, *et al.* Efficacy and Safety of a COVID-19 Inactivated Vaccine in Healthcare Professionals in Brazil: The PROFISCOV Study. Rochester, NY: Social Science Research Network, 2021 DOI:10.2139/ssrn.3822780.
- 75 Halperin SA, Ye L, MacKinnon-Cameron D, *et al.* Final efficacy analysis, interim safety analysis, and immunogenicity of a single dose of recombinant novel coronavirus vaccine (adenovirus type 5 vector) in adults 18 years and older: an international, multicentre, randomised, double-blinded, placebo-controlled phase 3 trial. *The Lancet* 2022; **399**: 237–48.
- 76 Bravo L, Smolenov I, Han HH, *et al.* Efficacy of the adjuvanted subunit protein COVID-

- 19 vaccine, SCB-2019: a phase 2 and 3 multicentre, double-blind, randomised, placebo-controlled trial. *The Lancet* 2022; **0**. DOI:10.1016/S0140-6736(22)00055-1.
- 77 Rapaka RR, Hammershaimb EA, Neuzil KM. Are some COVID vaccines better than others? Interpreting and comparing estimates of efficacy in trials of COVID-19 vaccines. *Clin Infect Dis* 2021; : ciab213.
- 78 Murphy KM, Weaver C. Janeway's Immunobiology, Ninth edition. New York, NY: W. W. Norton & Company, 2016.
- 79 Poland GA, Ovsyannikova IG, Kennedy RB. SARS-CoV-2 immunity: review and applications to phase 3 vaccine candidates. *The Lancet* 2020; **396**: 1595–606.
- 80 Wei J, Stoesser N, Matthews PC, *et al.* Antibody responses to SARS-CoV-2 vaccines in 45,965 adults from the general population of the United Kingdom. *Nat Microbiol* 2021; **6**: 1140–9.
- 81 WHO. Weekly epidemiological update on COVID-19 - 24 August 2021. Geneva, Switzerland: World Health Organization, 2021 <https://www.who.int/publications/m/item/weekly-epidemiological-update-on-covid-19---24-august-2021> (accessed Aug 26, 2021).
- 82 Madhi SA, Baillie V, Cutland CL, *et al.* Efficacy of the ChAdOx1 nCoV-19 Covid-19 Vaccine against the B.1.351 Variant. *N Engl J Med* 2021; published online March 16. DOI:10.1056/NEJMoa2102214.
- 83 Shinde V, Bhikha S, Hoosain Z, *et al.* Efficacy of NVX-CoV2373 Covid-19 Vaccine against the B.1.351 Variant. *N Engl J Med* 2021; **384**: 1899–909.
- 84 Lefèvre B, Tondeur L, Madec Y, *et al.* Beta SARS-CoV-2 variant and BNT162b2 vaccine effectiveness in long-term care facilities in France. *Lancet Healthy Longev* 2021; **2**: e685–7.
- 85 Feikin D, Higdon MM, Abu-Raddad LJ, *et al.* Duration of Effectiveness of Vaccines Against SARS-CoV-2 Infection and COVID-19 Disease: Results of a Systematic Review and Meta-Regression. *SSRN* 2021; published online Nov 18. DOI:10.2139/ssrn.3961378.
- 86 Emary KRW, Golubchik T, Aley PK, *et al.* Efficacy of ChAdOx1 nCoV-19 (AZD1222) vaccine against SARS-CoV-2 variant of concern 202012/01 (B.1.1.7): an exploratory analysis of a randomised controlled trial. *The Lancet* 2021; **397**: 1351–62.
- 87 Thomas SJ, Moreira ED, Kitchin N, *et al.* Six Month Safety and Efficacy of the BNT162b2 mRNA COVID-19 Vaccine. 2021.
- 88 Skowronski DM, De Serres G. Safety and Efficacy of the BNT162b2 mRNA Covid-19 Vaccine. *N Engl J Med* 2021; published online Feb 17. DOI:10.1056/NEJMc2036242.
- 89 Al Kaabi N, Zhang Y, Xia S, *et al.* Effect of 2 Inactivated SARS-CoV-2 Vaccines on Symptomatic COVID-19 Infection in Adults: A Randomized Clinical Trial. *JAMA* 2021; published online May 26. DOI:10.1001/jama.2021.8565.
- 90 WHO. Evidence Assessment: Sinovac/CoronaVac COVID-19 vaccine. Geneva, Switzerland: World Health Organization, 2021.
- 91 Caraballosa E. How was the efficacy of the Cuban COVID-19 vaccine candidates calculated? *OnCuba News Engl.* 2021; published online June 27. <https://oncubanews.com/en/cuba/how-was-the-efficacy-of-the-cuban-covid-19-vaccine-candidates-calculated/> (accessed Aug 2, 2021).
- 92 Toledo-Romani ME, Garcia-Carmenate M, Silva CV, *et al.* Efficacy and safety of SOBERANA 02, a COVID-19 conjugate vaccine in heterologous three-dose combination. *medRxiv.* 2021; : 2021.10.31.21265703.
- 93 Abu-Raddad LJ, Chemaitelly H, Bertollini R. Waning mRNA-1273 Vaccine Effectiveness against SARS-CoV-2 Infection in Qatar. *N Engl J Med* 2022; published online Jan 26. DOI:10.1056/NEJMc2119432.
- 94 Alali WQ, Ali LA, AlSeidan M, Al-Rashidi M. Effectiveness of BNT162b2 and ChAdOx1 Vaccines against Symptomatic COVID-19 among Healthcare Workers in Kuwait: A Retrospective Cohort Study. *Healthcare* 2021; **9**: 1692.
- 95 Andrejko KL, Pry J, Myers JF, *et al.* Prevention of COVID-19 by mRNA-based vaccines

- within the general population of California. *Clin Infect Dis* 2021; published online July. DOI:10.1093/cid/ciab640.
- 96 Andrews N, Tessier E, Stowe J, *et al.* Duration of Protection against Mild and Severe Disease by Covid-19 Vaccines. *N Engl J Med* 2022; **386**: 340–50.
- 97 Angel Y, Spitzer A, Henig O, *et al.* Association Between Vaccination With BNT162b2 and Incidence of Symptomatic and Asymptomatic SARS-CoV-2 Infections Among Health Care Workers. *JAMA* 2021; **325**: 2457–65.
- 98 Azamgarhi T, Hodgkinson M, Shah A, *et al.* BNT162b2 vaccine uptake and effectiveness in UK healthcare workers – a single centre cohort study. *Nat Commun* 2021; **12**: 3698.
- 99 Bajema KL. Comparative Effectiveness and Antibody Responses to Moderna and Pfizer-BioNTech COVID-19 Vaccines among Hospitalized Veterans — Five Veterans Affairs Medical Centers, United States, February 1–September 30, 2021. *MMWR Morb Mortal Wkly Rep* 2021; **70**. DOI:10.15585/mmwr.mm7049a2.
- 100 Barlow RS, Jian K, Larson L. Effectiveness of COVID-19 Vaccines Against SARS-CoV-2 Infection During a Delta Variant Epidemic Surge in Multnomah County, Oregon, July 2021. medRxiv. 2021; : 2021.08.30.21262446.
- 101 Baum U, Poukka E, Palmu AA, Salo H, Lehtonen TO, Leino T. Effectiveness of vaccination against SARS-CoV-2 infection and Covid-19 hospitalisation among Finnish elderly and chronically ill—An interim analysis of a nationwide cohort study. *PLOS ONE* 2021; **16**: e0258704.
- 102 Bedston S, Akbari A, Jarvis CI, *et al.* COVID-19 vaccine uptake, effectiveness, and waning in 82,959 health care workers: A national prospective cohort study in Wales. *Vaccine* 2022; **40**: 1180–9.
- 103 Bekker L-G, Garrett N, Goga A, *et al.* Effectiveness of the Ad26.Cov2.S Vaccine in Health Care Workers in South Africa. *SSRN* 2021; published online Nov 17. DOI:10.2139/ssrn.3979291.
- 104 Belayachi J, Obtel M, Razine R, Abouqal R. Long term effectiveness of inactivated vaccine BBIBP-CorV (Vero Cells) against COVID-19 associated severe and critical hospitalization in Morocco. medRxiv. 2022; : 2022.01.25.22269822.
- 105 Berek L, Šmíd M, Příbylová L, *et al.* Real-life protection provided by vaccination, booster doses and previous infection against covid-19 infection, hospitalisation or death over time in the Czech Republic: a whole country retrospective view. medRxiv. 2021; : 2021.12.10.21267590.
- 106 Björk J, Inghammar M, Moghaddassi M, Rasmussen M, Malmqvist U, Kahn F. High level of protection against COVID-19 after two doses of BNT162b2 vaccine in the working age population – first results from a cohort study in Southern Sweden. *Infect Dis* 2022; **54**: 128–33.
- 107 Bruxvoort1 KJ, Sy LS, Qian L, *et al.* Real-world effectiveness of the mRNA-1273 vaccine against COVID-19: Interim results from a prospective observational cohort study. *Lancet Reg Health - Am* 2022; **6**: 100134.
- 108 Bruxvoort2 KJ, Sy LS, Qian L, *et al.* Effectiveness of mRNA-1273 against delta, mu, and other emerging variants of SARS-CoV-2: test negative case-control study. *BMJ* 2021; **375**: e068848.
- 109 Butt1 AA, Chemaitelly H, Khal AA, *et al.* SARS-CoV-2 vaccine effectiveness in preventing confirmed infection in pregnant women. *J Clin Invest* 2021; **131**. DOI:10.1172/JCI153662.
- 110 Butt2 AA, Omer SB, Yan P, Shaikh OS, Mayr FB. SARS-CoV-2 Vaccine Effectiveness in a High-Risk National Population in a Real-World Setting. *Ann Intern Med* 2021; published online July 20. DOI:10.7326/M21-1577.
- 111 Carazo S, Talbot D, Boulianne N, *et al.* Single-dose mRNA vaccine effectiveness against SARS-CoV-2 in healthcare workers extending 16 weeks post-vaccination: a test-negative design from Quebec, Canada. *Clin Infect Dis* 2021; published online Aug.

- DOI:10.1093/cid/ciab739.
- 112 Castillo LA, Fernández-Niño JA, Rojas-Botero ML, *et al.* Effectiveness of COVID-19 Vaccines in Preventing Hospitalizations and Deaths in Colombia: A Pair-Matched, National-Wide Cohort Study in Older Adults. *SSRN* 2021; published online Oct 16.
DOI:10.2139/ssrn.3944059.
- 113 Cerqueira-Silva T, Andrews JR, Boaventura VS, *et al.* Effectiveness of CoronaVac, ChAdOx1, BNT162b2 and Ad26.COVS among individuals with prior SARS-CoV-2 infection in Brazil. *medRxiv*. 2021; : 2021.12.21.21268058.
- 114 Chemaitelly1 H, Yassine HM, Benslimane FM, *et al.* mRNA-1273 COVID-19 vaccine effectiveness against the B.1.1.7 and B.1.351 variants and severe COVID-19 disease in Qatar. *Nat Med* 2021; : 1–8.
- 115 Chemaitelly2 H, Tang P, Hasan MR, *et al.* Waning of BNT162b2 Vaccine Protection against SARS-CoV-2 Infection in Qatar. *N Engl J Med* 2021; **385**: e83.
- 116 Chin ET, Leidner D, Zhang Y, *et al.* Effectiveness of Coronavirus Disease 2019 (COVID-19) Vaccines Among Incarcerated People in California State Prisons: Retrospective Cohort Study. *Clin Infect Dis* 2022; : ciab1032.
- 117 Collie S, Champion J, Moultrie H, Bekker L-G, Gray G. Effectiveness of BNT162b2 Vaccine against Omicron Variant in South Africa. *N Engl J Med* 2022; **386**: 494–6.
- 118 Corchado-Garcia J, Zemmour D, Hughes T, *et al.* Analysis of the Effectiveness of the Ad26.COVS Adenoviral Vector Vaccine for Preventing COVID-19. *JAMA Netw Open* 2021; **4**: e2132540.
- 119 Dagan1 N, Barda N, Kepten E, *et al.* BNT162b2 mRNA Covid-19 Vaccine in a Nationwide Mass Vaccination Setting. *N Engl J Med* 2021; published online Feb 24.
DOI:10.1056/NEJMoa2101765.
- 120 Dagan2 N, Barda N, Biron-Shental T, *et al.* Effectiveness of the BNT162b2 mRNA COVID-19 vaccine in pregnancy. *Nat Med* 2021; : 1–3.
- 121 Desai D, Khan AR, Soneja M, *et al.* Effectiveness of an inactivated virus-based SARS-CoV-2 vaccine, BBV152, in India: a test-negative, case-control study. *Lancet Infect Dis* 2021; **0**. DOI:10.1016/S1473-3099(21)00674-5.
- 122 Emborg H-D, Valentiner-Branth P, Schelde AB, *et al.* Vaccine effectiveness of the BNT162b2 mRNA COVID-19 vaccine against RT-PCR confirmed SARS-CoV-2 infections, hospitalisations and mortality in prioritised risk groups. *medRxiv* 2021; : 2021.05.27.21257583.
- 123 Eyre DW, Taylor D, Purver M, *et al.* Effect of Covid-19 Vaccination on Transmission of Alpha and Delta Variants. *N Engl J Med* 2022; published online Jan 5.
DOI:10.1056/NEJMoa2116597.
- 124 Flacco ME, Soldato G, Acuti Martellucci C, *et al.* Interim Estimates of COVID-19 Vaccine Effectiveness in a Mass Vaccination Setting: Data from an Italian Province. *Vaccines* 2021; **9**: 628.
- 125 Florea A, Sy LS, Luo Y, *et al.* Durability of mRNA-1273 against COVID-19 in the time of Delta: Interim results from an observational cohort study. *medRxiv*. 2021; : 2021.12.13.21267620.
- 126 Gazit S, Mizrahi B, Kalkstein N, *et al.* BNT162b2 mRNA Vaccine Effectiveness Given Confirmed Exposure: Analysis of Household Members of Coronavirus Disease 2019 Patients. *Clin Infect Dis* 2021; : ciab973.
- 127 Glampson B, Brittain J, Kaura A, *et al.* North West London Covid-19 Vaccination Programme: Real-world evidence for Vaccine uptake and effectiveness: Retrospective Cohort Study. *JMIR Public Health Surveill* 2021; published online July. DOI:10.2196/30010.
- 128 Glatman-Freedman A, Bromberg M, Dichtiar R, Hershkovitz Y, Keinan-Boker L. The BNT162b2 vaccine effectiveness against new COVID-19 cases and complications of breakthrough cases: A nation-wide retrospective longitudinal multiple cohort analysis using individualised data. *eBioMedicine* 2021; **72**. DOI:10.1016/j.ebiom.2021.103574.

- 129 Goldberg1 Y, Mandel M, Bar-On YM, *et al.* Waning Immunity after the BNT162b2 Vaccine in Israel. *N Engl J Med* 2021; **385**: e85.
- 130 Goldberg2 Y, Mandel M, Woodbridge Y, *et al.* Protection of previous SARS-CoV-2 infection is similar to that of BNT162b2 vaccine protection: A three-month nationwide experience from Israel. *medRxiv* 2021; : 2021.04.20.21255670.
- 131 Grannis SJ. Interim Estimates of COVID-19 Vaccine Effectiveness Against COVID-19–Associated Emergency Department or Urgent Care Clinic Encounters and Hospitalizations Among Adults During SARS-CoV-2 B.1.617.2 (Delta) Variant Predominance — Nine States, June–August 2021. *MMWR Morb Mortal Wkly Rep* 2021; **70**. DOI:10.15585/mmwr.mm7037e2.
- 132 Gras-Valentí P, Chico-Sánchez P, Algado-Sellés N, *et al.* Effectiveness of the first dose of BNT162b2 vaccine to preventing covid-19 in healthcare personnel. *Rev Esp Salud Publica* 2021; **95**: e202104070.
- 133 Haas EJ, Angulo FJ, McLaughlin JM, *et al.* Impact and effectiveness of mRNA BNT162b2 vaccine against SARS-CoV-2 infections and COVID-19 cases, hospitalisations, and deaths following a nationwide vaccination campaign in Israel: an observational study using national surveillance data. *The Lancet* 2021; **397**: 1819–29.
- 134 Hall H, Frazier EL, Rhodes P, *et al.* Differences in human immunodeficiency virus care and treatment among subpopulations in the united states. *JAMA Intern Med* 2013; **173**: 1337–44.
- 135 Hall2 V, Foulkes S, Insalata F, *et al.* Effectiveness and durability of protection against future SARS-CoV-2 infection conferred by COVID-19 vaccination and previous infection; findings from the UK SIREN prospective cohort study of healthcare workers March 2020 to September 2021. *medRxiv*. 2021; : 2021.11.29.21267006.
- 136 Hansen CH, Schelde AB, Moustsen-Helm IR, *et al.* Vaccine effectiveness against SARS-CoV-2 infection with the Omicron or Delta variants following a two-dose or booster BNT162b2 or mRNA-1273 vaccination series: A Danish cohort study. *medRxiv*. 2021; : 2021.12.20.21267966.
- 137 Hyams C, Marlow R, Maseko Z, *et al.* Effectiveness of BNT162b2 and ChAdOx1 nCoV-19 COVID-19 vaccination at preventing hospitalisations in people aged at least 80 years: a test-negative, case-control study. *Lancet Infect Dis* 2021; **0**. DOI:10.1016/S1473-3099(21)00330-3.
- 138 Irizarry RA, Robles-Fontán MM, Nieves EG, Cardona-Gerena I. Time-Varying Effectiveness of Three COVID-19 Vaccines in Puerto Rico. *SSRN* 2021; published online Nov 19. DOI:10.2139/ssrn.3957118.
- 139 Jara A, Undurraga EA, González C, *et al.* Effectiveness of an Inactivated SARS-CoV-2 Vaccine in Chile. *N Engl J Med* 2021; **385**: 875–84.
- 140 Katz MA, Harlev EB, Chazan B, *et al.* Early effectiveness of BNT162b2 Covid-19 vaccine in preventing SARS-CoV-2 infection in healthcare personnel in six Israeli hospitals (CoVEHPI). *Vaccine* 2022; **40**: 512–20.
- 141 Kissling1 E, Hooiveld M, Martín VS, *et al.* Vaccine effectiveness against symptomatic SARS-CoV-2 infection in adults aged 65 years and older in primary care: I-MOVE-COVID-19 project, Europe, December 2020 to May 2021. *Eurosurveillance* 2021; **26**: 2100670.
- 142 Kissling2 E, Hooiveld M, Martínez-Baz I, *et al.* Effectiveness of complete primary vaccination against COVID-19 at primary care and community level during predominant Delta circulation in Europe: multicentre study analysis by age-group, vaccine brand and time since vaccination, I-MOVE-COVID-19 and ECDC networks, July–August 2021. *Open Sci. Found.* 2021; published online Dec 23. DOI:10.31219/osf.io/3nhps.
- 143 Layan M, Gilboa M, Gonen T, *et al.* Impact of BNT162b2 vaccination and isolation on SARS-CoV-2 transmission in Israeli households: an observational study. *medRxiv* 2021; : 2021.07.12.21260377.

- 144 Lin D-Y, Gu Y, Wheeler B, *et al.* Effectiveness of Covid-19 Vaccines in the United States Over 9 Months: Surveillance Data from the State of North Carolina. *medRxiv.* 2021; : 2021.10.25.21265304.
- 145 Lopez Bernal J, Andrews N, Gower C, *et al.* Effectiveness of Covid-19 Vaccines against the B.1.617.2 (Delta) Variant. *N Engl J Med* 2021; published online July. DOI:10.1056/NEJMoa2108891.
- 146 Martínez-Baz I, Miqueleiz A, Casado I, *et al.* Effectiveness of COVID-19 vaccines in preventing SARS-CoV-2 infection and hospitalisation, Navarre, Spain, January to April 2021. *Eurosurveillance* 2021; **26**: 2100438.
- 147 Mason TFD, Whitston M, Hodgson J, *et al.* Effects of BNT162b2 mRNA vaccine on COVID-19 infection and hospitalisation amongst older people: matched case control study for England. *BMC Med* 2021; **19**: 275.
- 148 Mendola M, Tonelli F, Garletti FS, *et al.* COVID-19 impact and vaccine effectiveness among healthcare workers of a large University Hospital in Lombardy, Italy. *Med Lav Work Environ Health* 2021; **112**: 453–64.
- 149 Meyer ED, Sandfort M, Bender J, *et al.* Two doses of the mRNA BNT162b2 vaccine reduce severe outcomes, viral load and secondary attack rate: evidence from a SARS-CoV-2 Alpha outbreak in a nursing home in Germany, January-March 2021. *medRxiv.* 2021; : 2021.09.13.21262519.
- 150 Moustsen-Helms IR, Emborg H-D, Nielsen J, *et al.* Vaccine effectiveness after 1st and 2nd dose of the BNT162b2 mRNA Covid-19 Vaccine in long-term care facility residents and healthcare workers – a Danish cohort study. *medRxiv* 2021; : 2021.03.08.21252200.
- 151 Muhsen K, Maimon N, Mizrahi A, *et al.* Effectiveness of BNT162b2 mRNA Coronavirus Disease 2019 (COVID-19) Vaccine Against Acquisition of Severe Acute Respiratory Syndrome Coronavirus 2 (SARS-CoV-2) Among Healthcare Workers in Long-Term Care Facilities: A Prospective Cohort Study. *Clin Infect Dis* 2021; : ciab918.
- 152 Nanduri S. Effectiveness of Pfizer-BioNTech and Moderna Vaccines in Preventing SARS-CoV-2 Infection Among Nursing Home Residents Before and During Widespread Circulation of the SARS-CoV-2 B.1.617.2 (Delta) Variant — National Healthcare Safety Network, March 1–August 1, 2021. *MMWR Morb Mortal Wkly Rep* 2021; **70**. DOI:10.15585/mmwr.mm7034e3.
- 153 Nordström P, Ballin M, Nordström A. Effectiveness of heterologous ChAdOx1 nCoV-19 and mRNA prime-boost vaccination against symptomatic Covid-19 infection in Sweden: A nationwide cohort study. *Lancet Reg Health - Eur* 2021; **11**: 100249.
- 154 Paixão ES, Wong KL, Alves FJO, *et al.* Effectiveness of the CoronaVac Vaccine in Prevention of Symptomatic and Progression to Severe COVID-19 in Pregnant Women in Brazil. *medRxiv* 2021; published online Nov 12. DOI:10.2139/ssrn.3962119.
- 155 Pawlowski C, Lenehan P, Puranik A, *et al.* FDA-authorized mRNA COVID-19 vaccines are effective per real-world evidence synthesized across a multi-state health system. *Med* 2021; **2**: 979-992.e8.
- 156 Petráš M, Lesná IK, Večeřová L, *et al.* The Effectiveness of Post-Vaccination and Post-Infection Protection in the Hospital Staff of Three Prague Hospitals: A Cohort Study of 8-Month Follow-Up from the Start of the COVID-19 Vaccination Campaign (COVANESS). *Vaccines* 2022; **10**: 9.
- 157 Pilishvili T, Gierke R, Fleming-Dutra KE, *et al.* Effectiveness of mRNA Covid-19 Vaccine among U.S. Health Care Personnel. *N Engl J Med* 2021; **385**: e90.
- 158 Polinski JM, Weckstein AR, Batech M, *et al.* Effectiveness of the Single-Dose Ad26.COV2.S COVID Vaccine. *medRxiv.* 2021; : 2021.09.10.21263385.
- 159 Poukka E, Baum U, Palmu AA, *et al.* Cohort study of Covid-19 vaccine effectiveness among healthcare workers in Finland, December 2020 - October 2021. *Vaccine* 2022; **40**: 701–5.

- 160 Powell AA, Kirsebom F, Stowe J, *et al.* Adolescent vaccination with BNT162b2 (Comirnaty, Pfizer-BioNTech) vaccine and effectiveness of the first dose against COVID-19: national test-negative case-control study, England. *medRxiv*. 2021; : 2021.12.10.21267408.
- 161 Pritchard E, Matthews PC, Stoesser N, *et al.* Impact of vaccination on new SARS-CoV-2 infections in the United Kingdom. *Nat Med* 2021; **27**: 1370–8.
- 162 Prunas O, Warren JL, Crawford FW, *et al.* Vaccination with BNT162b2 reduces transmission of SARS-CoV-2 to household contacts in Israel. *Science*; **0**: eabl4292.
- 163 Ranzani OT, Hitchings MDT, Dorion M, *et al.* Effectiveness of the CoronaVac vaccine in older adults during a gamma variant associated epidemic of covid-19 in Brazil: test negative case-control study. *BMJ* 2021; **374**: n2015.
- 164 Ranzani2 OT, Leite R dos S, Castilho LD, *et al.* Vaccine effectiveness of Ad26.COV2.S against symptomatic COVID-19 and clinical outcomes in Brazil: a test-negative study design. *medRxiv*. 2021; : 2021.10.15.21265006.
- 165 Ranzani3 OT, Silva AAB, Peres IT, *et al.* One-dose ChAdOx1 nCoV-19 Vaccine Effectiveness Against Symptomatic COVID-19 in a vulnerable community in Rio de Janeiro, Brazil: test-negative design study. *medRxiv*. 2021; : 2021.10.16.21265095.
- 166 Regev-Yochay G, Amit S, Bergwerk M, *et al.* Decreased infectivity following BNT162b2 vaccination: A prospective cohort study in Israel. *Lancet Reg Health Eur* 2021; **7**: 100150.
- 167 Roberts EK, Gu T, Mukherjee B, Fritsche LG. Estimating COVID-19 Vaccination Effectiveness Using Electronic Health Records of an Academic Medical Center in Michigan. *medRxiv*. 2022; : 2022.01.29.22269971.
- 168 Saciuk Y, Kertes J, Mandel M, Hemo B, Shamir Stein N, Ekka Zohar A. Pfizer-BioNTech vaccine effectiveness against Sars-Cov-2 infection: Findings from a large observational study in Israel. *Prev Med* 2022; **155**: 106947.
- 169 Self WH. Comparative Effectiveness of Moderna, Pfizer-BioNTech, and Janssen (Johnson & Johnson) Vaccines in Preventing COVID-19 Hospitalizations Among Adults Without Immunocompromising Conditions — United States, March–August 2021. *MMWR Morb Mortal Wkly Rep* 2021; **70**. DOI:10.15585/mmwr.mm7038e1.
- 170 Shrotri M, Krutikov M, Palmer T, *et al.* Vaccine effectiveness of the first dose of ChAdOx1 nCoV-19 and BNT162b2 against SARS-CoV-2 infection in residents of long-term care facilities in England (VIVALDI): a prospective cohort study. *Lancet Infect Dis* 2021; **0**. DOI:10.1016/S1473-3099(21)00289-9.
- 171 Skowronski3 DM, Setayeshgar S, Febriani Y, *et al.* Two-dose SARS-CoV-2 vaccine effectiveness with mixed schedules and extended dosing intervals: test-negative design studies from British Columbia and Quebec, Canada. *medRxiv*. 2021; : 2021.10.26.21265397.
- 172 Skowronski2 DM, Setayeshgar S, Zou M, *et al.* Comparative single-dose mRNA and ChAdOx1 vaccine effectiveness against SARS-CoV-2, including variants of concern: test-negative design, British Columbia, Canada. *J Infect Dis* 2022; : jiac023.
- 173 Tande AJ, Pollock BD, Shah ND, *et al.* Impact of the Coronavirus Disease 2019 (COVID-19) Vaccine on Asymptomatic Infection Among Patients Undergoing Preprocedural COVID-19 Molecular Screening. *Clin Infect Dis* 2021; published online March. DOI:10.1093/cid/ciab229.
- 174 Tartof1 SY, Slezak JM, Puzniak L, *et al.* Effectiveness of a Third Dose of BNT162b2 mRNA COVID-19 Vaccine in a Large US Health System: A Retrospective Cohort Study. *SSRN* 2021; published online Dec 21. DOI:10.2139/ssrn.3989856.
- 175 Tenforde MW, Billig Rose E, Lindsell CJ, *et al.* Characteristics of Adult Outpatients and Inpatients with COVID-19 — 11 Academic Medical Centers, United States, March–May 2020. *MMWR Morb Mortal Wkly Rep* 2020; **69**: 841–6.
- 176 Thompson1 MG, Burgess JL, Naleway AL, *et al.* Prevention and Attenuation of Covid-19 with the BNT162b2 and mRNA-1273 Vaccines. *N Engl J Med* 2021; **385**: 320–9.
- 177 Thompson2 MG, Stenehjem E, Grannis S, *et al.* Effectiveness of Covid-19 Vaccines in

- Ambulatory and Inpatient Care Settings. *N Engl J Med* 2021; **385**: 1355–71.
- 178 Vokó Z, Kiss Z, Surján G, *et al.* Nationwide effectiveness of five SARS-CoV-2 vaccines in Hungary—the HUN-VE study. *Clin Microbiol Infect* 2021; published online Nov 25. DOI:10.1016/j.cmi.2021.11.011.
- 179 Willett BJ, Grove J, MacLean OA, *et al.* The hyper-transmissible SARS-CoV-2 Omicron variant exhibits significant antigenic change, vaccine escape and a switch in cell entry mechanism. medRxiv. 2022; : 2022.01.03.21268111.
- 180 Suah JL, Husin M, Tok PSK, *et al.* Waning COVID-19 Vaccine Effectiveness for BNT162b2 and CoronaVac in Malaysia: An Observational Study. medRxiv. 2022; : 2022.01.15.22269326.
- 181 Dan JM, Mateus J, Kato Y, *et al.* Immunological memory to SARS-CoV-2 assessed for up to 8 months after infection. *Science* 2021; published online Jan 6. DOI:10.1126/science.abf4063.
- 182 Andeweg SP, Gier B de, Eggink D, *et al.* Protection of COVID-19 vaccination and previous infection against Omicron BA.1 and Delta SARS-CoV-2 infections, the Netherlands, 22 November 2021- 19 January 2022. medRxiv. 2022; : 2022.02.06.22270457.
- 183 Chemaitelly H, Ayoub HH, AlMukdad S, *et al.* Duration of protection of BNT162b2 and mRNA-1273 COVID-19 vaccines against symptomatic SARS-CoV-2 Omicron infection in Qatar. medRxiv. 2022; : 2022.02.07.22270568.
- 184 WHO. Interim statement on booster doses for COVID-19 vaccination. World Health Organ. 2021; published online Dec 22. <https://www.who.int/news/item/22-12-2021-interim-statement-on-booster-doses-for-covid-19-vaccination---update-22-december-2021> (accessed Feb 14, 2022).
- 185 Kojima N, Shrestha NK, Klausner JD. A Systematic Review of the Protective Effect of Prior SARS-CoV-2 Infection on Repeat Infection. *Eval Health Prof* 2021; **44**: 327–32.
- 186 Leidi A, Koegler F, Dumont R, *et al.* Risk of reinfection after seroconversion to SARS-CoV-2: A population-based propensity-score matched cohort study. *Clin Infect Dis* 2021; published online May 27. DOI:10.1093/cid/ciab495.
- 187 Abu-Raddad LJ, Chemaitelly H, Ayoub HH, *et al.* Protection afforded by the BNT162b2 and mRNA-1273 COVID-19 vaccines in fully vaccinated cohorts with and without prior infection. *medRxiv* 2021; : 2021.07.25.21261093.
- 188 Fay Cortez M. Delayed Second Dose Turns Into a Win for Vaccine-Starved Places. *Bloomberg.com*. 2021; published online May 20. <https://www.bloomberg.com/news/articles/2021-05-20/delayed-second-dose-turns-into-a-win-for-vaccine-starved-places> (accessed Aug 26, 2021).
- 189 Wu KJ, Robbins R. In Europe, more countries delay second vaccine doses or mull plans to do so. *N. Y. Times*. 2021; published online Jan 4. <https://www.nytimes.com/2021/01/04/world/second-covid-vaccine-delay.html> (accessed Aug 26, 2021).
- 190 Payne RP, Longet S, Austin JA, *et al.* Sustained T Cell Immunity, Protection and Boosting Using Extended Dosing Intervals of BNT162b2 mRNA Vaccine. Rochester, NY: Social Science Research Network, 2021 DOI:10.2139/ssrn.3891065.
- 191 WHO. Interim statement on heterologous priming for COVID-19 vaccines. World Health Organ. 2021; published online Aug 10. <https://www.who.int/news/item/10-08-2021-interim-statement-on-heterologous-priming-for-covid-19-vaccines> (accessed Aug 26, 2021).
- 192 Lewis D. Mix-and-match COVID vaccines: the case is growing, but questions remain. *Nature* 2021; **595**: 344–5.
- 193 Cunningham E. Covid-19 global updates: Some countries defend mixing vaccines after WHO suggests booster strategy is ‘chaotic’. *Wash. Post*. 2021; published online July 14. <https://www.washingtonpost.com/world/2021/07/14/coronavirus-latest-updates/> (accessed Aug 26, 2021).

- 194 Anthes E. Why More People Are Getting Two Different Coronavirus Vaccines. N. Y. Times. 2021; published online June 24. <https://www.nytimes.com/2021/06/24/world/europe/covid-vaccine-mix-and-match-pfizer-moderna.html> (accessed Aug 26, 2021).
- 195 Barros-Martins J, Hammerschmidt SI, Cossmann A, *et al.* Immune responses against SARS-CoV-2 variants after heterologous and homologous ChAdOx1 nCoV-19/BNT162b2 vaccination. *Nat Med* 2021; : 1–5.
- 196 Hillus D, Schwarz T, Tober-Lau P, *et al.* Safety, reactogenicity, and immunogenicity of homologous and heterologous prime-boost immunisation with ChAdOx1 nCoV-19 and BNT162b2: a prospective cohort study. *Lancet Respir Med* 2021; **0**. DOI:10.1016/S2213-2600(21)00357-X.
- 197 Liu X, Shaw RH, Stuart ASV, *et al.* Safety and immunogenicity of heterologous versus homologous prime-boost schedules with an adenoviral vectored and mRNA COVID-19 vaccine (Com-COV): a single-blind, randomised, non-inferiority trial. *The Lancet* 2021; **0**. DOI:10.1016/S0140-6736(21)01694-9.
- 198 Schmidt T, Klemis V, Schub D, *et al.* Immunogenicity and reactogenicity of heterologous ChAdOx1 nCoV-19/mRNA vaccination. *Nat Med* 2021; : 1–6.
- 199 Normark J, Vikström L, Gwon Y-D, *et al.* Heterologous ChAdOx1 nCoV-19 and mRNA-1273 Vaccination. *N Engl J Med* 2021; **0**: null.
- 200 Gram MA, Nielsen J, Schelde AB, *et al.* Vaccine effectiveness against SARS-CoV-2 infection, hospitalization, and death when combining a first dose ChAdOx1 vaccine with a subsequent mRNA vaccine in Denmark: A nationwide population-based cohort study. *PLOS Med* 2021; **18**: e1003874.
- 201 Lipsitch M, Kahn R. Interpreting vaccine efficacy trial results for infection and transmission. *Vaccine* 2021; **39**: 4082–8.
- 202 Harris RJ, Hall JA, Zaidi A, Andrews NJ, Dunbar JK, Dabrera G. Effect of Vaccination on Household Transmission of SARS-CoV-2 in England. *N Engl J Med* 2021; **385**: 759–60.
- 203 Shah ASV, Gribben C, Bishop J, *et al.* Effect of Vaccination on Transmission of SARS-CoV-2. *N Engl J Med* 2021; **385**: 1718–20.
- 204 Madewell ZJ, Yang Y, Longini IM, Halloran ME, Dean NE. Household secondary attack rates of SARS-CoV-2 by variant and vaccination status: an updated systematic review and meta-analysis. medRxiv. 2022; : 2022.01.09.22268984.
- 205 Levine-Tiefenbrun M, Yelin I, Katz R, *et al.* Initial report of decreased SARS-CoV-2 viral load after inoculation with the BNT162b2 vaccine. *Nat Med* 2021; **27**: 790–2.
- 206 Access Consortium. Access Consortium: Alignment with ICMRA consensus on immunobridging for authorising new COVID-19 vaccines. GOV.UK. 2021; published online Sept 15. <https://www.gov.uk/government/publications/access-consortium-alignment-with-icmra-consensus-on-immunobridging-for-authorising-new-covid-19-vaccines/access-consortium-alignment-with-icmra-consensus-on-immunobridging-for-authorising-new-covid-19-vaccines> (accessed Feb 16, 2022).
- 207 Khoury DS, Cromer D, Reynaldi A, *et al.* Neutralizing antibody levels are highly predictive of immune protection from symptomatic SARS-CoV-2 infection. *Nat Med* 2021; : 1–7.
- 208 Feng S, Phillips DJ, White T, *et al.* Correlates of protection against symptomatic and asymptomatic SARS-CoV-2 infection. *Nat Med* 2021; **27**: 2032–40.
- 209 Ibarrondo FJ, Fulcher JA, Goodman-Meza D, *et al.* Rapid Decay of Anti-SARS-CoV-2 Antibodies in Persons with Mild Covid-19. *N Engl J Med* 2020; **383**: 1085–7.
- 210 Gardner BJ, Kilpatrick AM. Estimates of reduced vaccine effectiveness against hospitalization, infection, transmission and symptomatic disease of a new SARS-CoV-2 variant, Omicron (B.1.1.529), using neutralizing antibody titers. 2021.
- 211 Gardner BJ, Kilpatrick AM. Third doses of COVID-19 vaccines reduce infection and

- transmission of SARS-CoV-2 and could prevent future surges in some populations: a modeling study. *medRxiv* 2021; : 2021.10.25.21265500.
- 212 Munro APS, Janani L, Cornelius V, *et al.* Safety and immunogenicity of seven COVID-19 vaccines as a third dose (booster) following two doses of ChAdOx1 nCov-19 or BNT162b2 in the UK (COV-BOOST): a blinded, multicentre, randomised, controlled, phase 2 trial. *The Lancet* 2021; **0**. DOI:10.1016/S0140-6736(21)02717-3.
- 213 Chiu N-C, Chi H, Tu Y-K, *et al.* To mix or not to mix? A rapid systematic review of heterologous prime-boost covid-19 vaccination. *Expert Rev Vaccines* 2021; **20**: 1211–20.
- 214 Walter EB, Talaat KR, Sabharwal C, *et al.* Evaluation of the BNT162b2 Covid-19 Vaccine in Children 5 to 11 Years of Age. *N Engl J Med* 2022; **386**: 35–46.
- 215 Commissioner O of the. FDA Authorizes Pfizer-BioNTech COVID-19 Vaccine for Emergency Use in Children 5 through 11 Years of Age. FDA. 2021; published online Oct 29. <https://www.fda.gov/news-events/press-announcements/fda-authorizes-pfizer-biontech-covid-19-vaccine-emergency-use-children-5-through-11-years-age> (accessed Feb 16, 2022).
- 216 Silver A. Why Taiwan approved its own vaccine before phase III trials. *BMJ* 2021; **374**. DOI:10.1136/bmj.n2104.
- 217 Reuters. Factbox: Countries vaccinating children against COVID-19. Reuters. 2021; published online Dec 2. <https://www.reuters.com/business/healthcare-pharmaceuticals/countries-vaccinating-children-against-covid-19-2021-06-29/> (accessed Feb 14, 2022).
- 218 WHO. Interim statement on COVID-19 vaccination for children and adolescents. World Health Organ. <https://www.who.int/news/item/24-11-2021-interim-statement-on-covid-19-vaccination-for-children-and-adolescents> (accessed Feb 14, 2022).
- 219 Vadrevu KM, Reddy S, Jogdand H, *et al.* Immunogenicity and safety of an inactivated SARS-CoV-2 vaccine (BBV152) in children from 2 to 18 years of age: an open-label, age-de-escalation phase 2/3 study. *medRxiv*. 2021; : 2021.12.28.21268468.
- 220 Xia S, Zhang Y, Wang Y, *et al.* Safety and immunogenicity of an inactivated COVID-19 vaccine, BBIBP-CorV, in people younger than 18 years: a randomised, double-blind, controlled, phase 1/2 trial. *Lancet Infect Dis* 2022; **22**: 196–208.
- 221 Moderna. Moderna Announces Positive Top Line Data from Phase 2/3 Study of COVID-19 Vaccine in Children 6 to 11 Years of Age. 2021; published online Oct 25. <https://investors.modernatx.com/news/news-details/2021/Moderna-Announces-Positive-Top-Line-Data-from-Phase-23-Study-of-COVID-19-Vaccine-in-Children-6-to-11-Years-of-Age-10-25-2021/default.aspx> (accessed Feb 8, 2022).
- 222 Robert W. Frencck J, Klein NP, Kitchin N, *et al.* Safety, Immunogenicity, and Efficacy of the BNT162b2 Covid-19 Vaccine in Adolescents. *N Engl J Med* 2021; published online May 27. DOI:10.1056/NEJMoa2107456.
- 223 Novavax. Novavax COVID-19 Vaccine Demonstrates 90% Overall Efficacy and 100% Protection Against Moderate and Severe Disease in PREVENT-19 Phase 3 Trial - Jun 14, 2021. Novavax. 2021; published online June 14. <https://ir.novavax.com/2021-06-14-Novavax-COVID-19-Vaccine-Demonstrates-90-Overall-Efficacy-and-100-Protection-Against-Moderate-and-Severe-Disease-in-PREVENT-19-Phase-3-Trial> (accessed July 20, 2021).
- 224 Kremsner PG, Guerrero RAA, Arana-Arri E, *et al.* Efficacy and safety of the CVnCoV SARS-CoV-2 mRNA vaccine candidate in ten countries in Europe and Latin America (HERALD): a randomised, observer-blinded, placebo-controlled, phase 2b/3 trial. *Lancet Infect Dis* 2021; **0**. DOI:10.1016/S1473-3099(21)00677-0.
- 225 Dong E, Du H, Gardner L. An interactive web-based dashboard to track COVID-19 in real time. *Lancet Infect Dis* 2020; published online Feb 19. DOI:10.1016/S1473-3099(20)30120-1.
- 226 Shu Y, McCauley J. GISAID: Global initiative on sharing all influenza data – from vision to reality. *Eurosurveillance* 2017; **22**: 30494.

227 Khairullin B, Zakarya K, Orynbayev M, *et al.* Efficacy and Safety of an Inactivated Whole-Virion Vaccine Against COVID-19, QazCovid-in®, In Healthy Adults: A Multicentre, Randomised, Single-Blind, Placebo-Controlled Phase 3 Clinical Trial With a 6-Month Follow-Up. *SSRN* 2022; published online Jan 24. DOI:10.2139/ssrn.4016484.

FIGURES & TABLES

Vaccine Name	Vaccine type	WHO Status	Countries		Phase 3 Efficacy Trial				
			Developed in	# approved	Data?	CIs?	Peer reviewed?	Ref	
AstraZeneca/Oxford	AZD1222 ChAdOx1-nCoV-19 Vaxzevria Covishield	viral vector	EUL Authorized	UK	162	Yes	Yes	Yes	3,68,82,86
Pfizer/BioNTech	BNT162b2 Comirnaty Tozinameran	mRNA	EUL Authorized	Germany	134	Yes	Yes	Yes	64,71,88
Janssen/Johnson & Johnson	Ad26.COVS.2.S	viral vector	EUL Authorized	USA	105	Yes	Yes	Yes	66
Sinopharm-Beijing	BBIBP-CorV Covilo	inactivated virus	EUL Authorized	China	87	Yes	Yes	Yes	89
Moderna	mRNA-1273 Spikevax	mRNA	EUL Authorized	USA	85	Yes	Yes	Yes	67
Gamaleya Institute	Sputnik V Gam-COVID-Vac	viral vector	Submission in Progress	Russia	74	Yes	Yes	Yes	72
Sinovac	CoronaVac	inactivated virus	EUL Authorized	China	52	Yes	Yes	Yes	73,74,90
Novavax	NVX-CoV2373 Nuvaxovid Covovax	protein subunit	EUL Authorized	USA	31	Yes	Yes	Yes	70,83,223
Bharat Biotech	BBV152 Covaxin	inactivated virus	EUL Authorized	India	13	Yes	Yes	Yes	65
CanSinoBIO	Ad5-nCoV Convidecia	viral vector	EOI Accepted	China	10	Yes	Yes	Yes	75
BioCubaFarma	Abdala CIGB-66	protein subunit	Submission in Progress	Cuba	6	Yes	Yes	No	91
BioCubaFarma	Soberana 02 FINLAY-FR-2	conjugate	Submission in Progress	Cuba	4	Yes	Yes	No	92
Vector Institute	EpiVacCorona	protein subunit	Submission in Progress	Russia	4	No	No	No	
Anhui Zhifei Longcom	ZF2001 ZIFIVAX	protein subunit	EOI Accepted	China	3	Yes	No	No	
Sinopharm-Wuhan	WIBP-CorV	inactivated virus	EOI Accepted	China	2	Yes	Yes	Yes	89
IMBCAMS	Covidful	inactivated virus	Submission in Progress	China	1	No	No	No	
BioCubaFarma	Soberana 02+ FINLAY-FR-1A	protein subunit	Submission in Progress	Cuba	1	Yes	Yes	No	92
Clover	SCB-2019	protein subunit	EOI Accepted	China	0	Yes	Yes	Yes	76
CureVac	CVnCoV	mRNA	EOI Accepted/ Withdrawn	Germany	0	Yes	Yes	Yes	224
Sanofi	CoV2 preS dTM- AS03 Vidprevtyn	protein subunit	EOI Accepted	France	0	No	No	No	

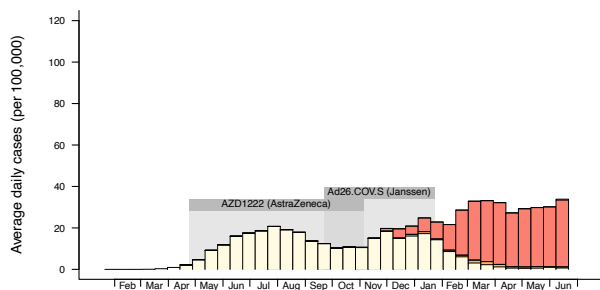
Table 1: Status of COVID-19 vaccines within the World Health Organization Emergency Use

Listing evaluation process. Vaccine products are listed in descending order based on the number of countries in which the vaccine is approved for emergency use. Vaccines included in the current study - based on availability of efficacy data from Phase 3 clinical trials - are highlighted in grey. Abbreviations: EUL = emergency use listing, EOI = expression of interest, CI = confidence interval. Vaccine details were obtained from McGill University's COVID-19 Vaccine Tracker: <https://covid19.trackvaccines.org/>, which aggregates data from multiple sources. Original source for WHO EUL status : <https://extranet.who.int/pqweb/key-resources/documents/status-covid-19-vaccines-within-who-eulpq-evaluation-process>

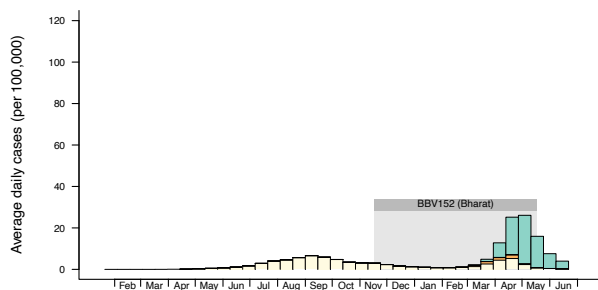
	Vaccine								All
	BNT162b2 (Pfizer- BioNTech)	mRNA- 1273 (Moderna)	AZD1222 (AstraZene ca-Oxford)	Ad26.COV2.S (Janssen/ Johnson & Johnson)	Sputnik V (Gamaleya)	CoronaVac (Sinovac)	BBV152 (Bharat)	BBIBP-CorV (Sinopharm- Beijing)	
Total	86	39	30	16	1	6	1	2	107
Outcome type									
Death	12	6	5	6	1	4	0	1	21
Severe disease	38	19	12	10	0	3	0	1	50
Symptomatic disease	28	12	12	4	0	3	1	0	38
Asymptomatic infection	5	3	1	0	0	0	0	0	9
Any infection	58	25	14	7	1	2	0	1	67
Population type									
General population	40	26	15	9	1	2	0	2	45
Health care workers	18	4	1	1	0	0	1	0	20
Older adults (≥ 60 years)	8	0	8	1	0	2	0	0	11
Other age groups	6	3	3	2	0	0	0	0	7
Contacts of cases	6	2	3	2	0	0	0	0	6
LTCF/SNF residents	5	1	1	0	0	0	0	0	5
Other groups	6	3	1	1	0	2	0	0	9
Study design									
Test-negative case control	30	21	13	7	0	3	1	1	42
Traditional case-control	4	1	0	0	0	0	0	0	3
Prospective cohort	17	4	7	1	0	1	0	0	21
Retrospective cohort	36	13	9	8	1	2	0	1	41
# of doses									
Complete	76	36	19	16	1	6	1	2	96
Partial	44	14	25	N/A	0	3	1	0	53
Variants of concern									
Alpha	33	8	17	2	1	0	1	0	35
Beta	4	2	1	1	0	0	0	0	6
Gamma	2	2	3	1	0	1	0	0	5
Delta	22	13	9	5	0	1	1	0	29
Omicron	4	4	0	0	0	0	0	0	5

Table 2. Summary of vaccine effectiveness studies. Number of included studies by COVID-19 vaccine and by outcome, population, study design, number of doses, and variant of concern. No studies reported for other vaccine candidates met our inclusion criteria (see Methods). Details of all the individual studies are included in [Table S1](#).

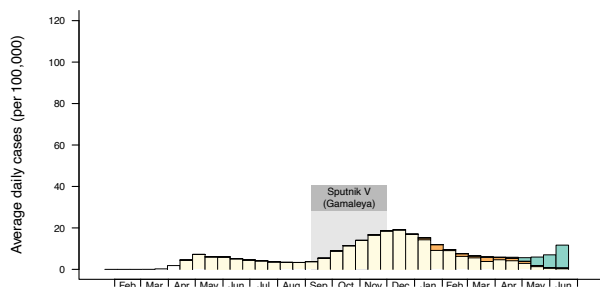
A. COVID-19 vaccine trials in Brazil



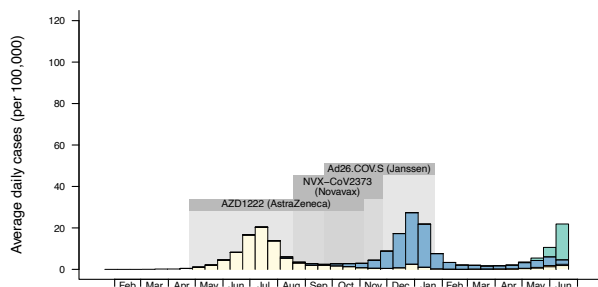
B. COVID-19 vaccine trials in India



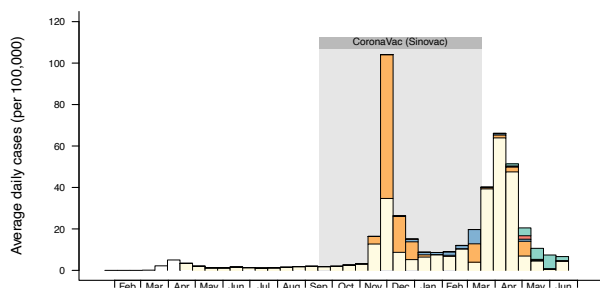
C. COVID-19 vaccine trials in Russia



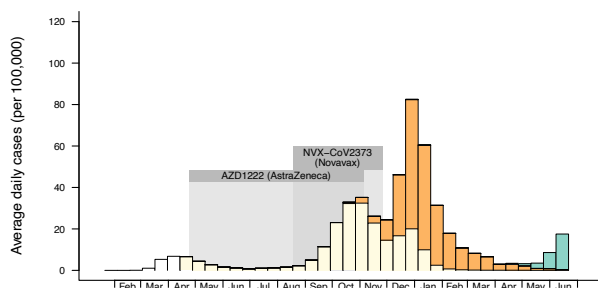
D. COVID-19 vaccine trials in South Africa



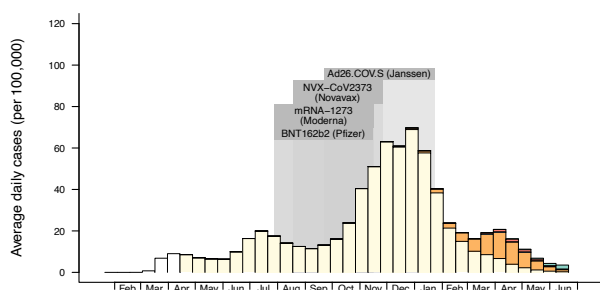
E. COVID-19 vaccine trials in Turkey



F. COVID-19 vaccine trials in United Kingdom



G. COVID-19 vaccine trials in United States



SARS-CoV-2 strain

- Alpha/B.1.1.7
- Beta/B.1.351
- Gamma/P.1
- Delta/B.1.617.2
- Other lineages
- No data available

Figure 1. Local context of Phase 3 clinical trials of COVID-19 vaccines. For each country, the time period during which outcomes were observed during each vaccine trial is shaded grey. For each two week period, the average daily incidence of reported cases is shown (height of bars)²²⁵. The contribution of each major variant of concern to total case counts is estimated from the reported fraction of sequenced SARS-CoV-2 samples belonging to that strain (fill color)²²⁶. Figure includes only vaccine trials described in published or pre-print reports, trial sites with at least 10,000 individuals from the general adult population, and countries regularly reporting SARS-CoV-2 lineages to the GISAID database.

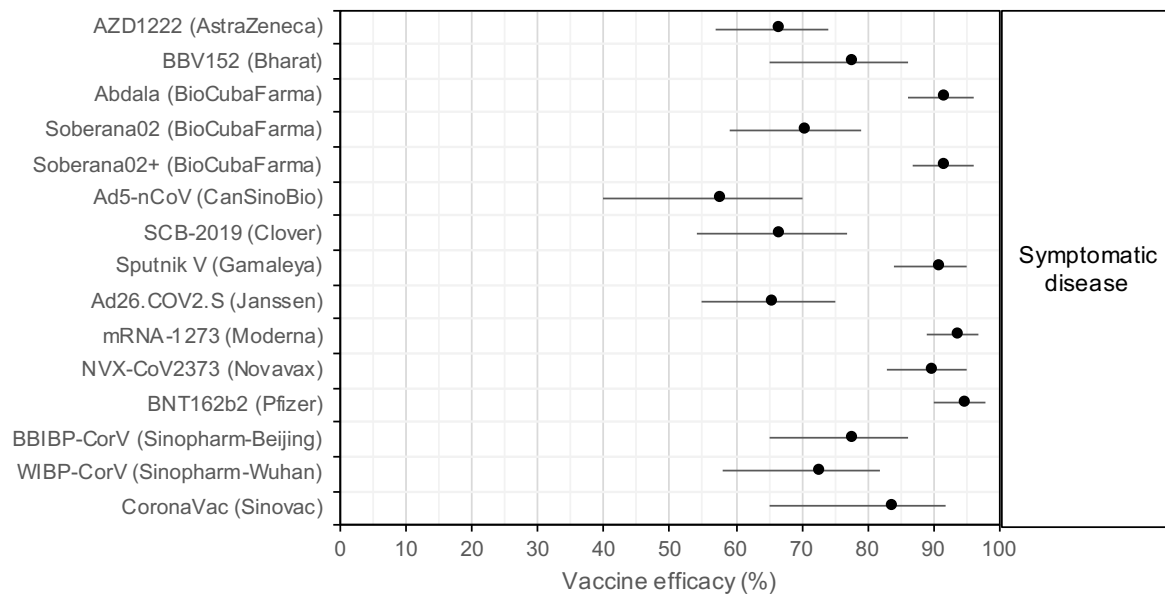


Figure 2. Vaccine efficacy against symptomatic COVID-19, from Phase 3 clinical trials. Each efficacy value is for the complete vaccine course (1 dose for Ad26.COVS.2/Janssen and Ad5-nCoV/CanSinoBio, 3 doses for BioCubaFarma/Abdala and Soberana02+/BioCubaFarma, and 2 doses for all others). Two vaccines which withdrew from the WHO Emergency Use Listing evaluation process but completed Phase 3 trials were not included (CureVac’s mRNA vaccine CVnCoV, reporting 48%

A



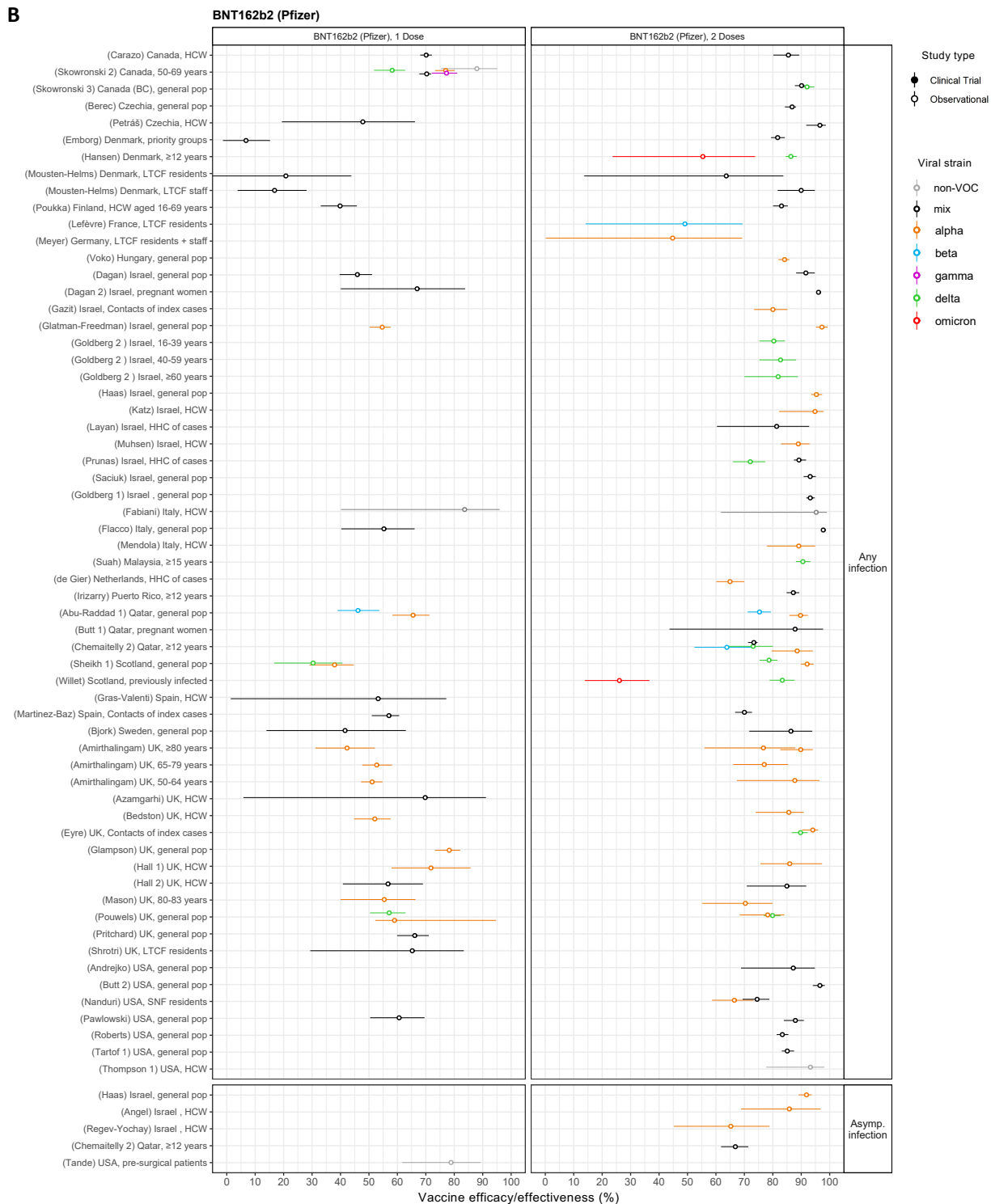


Figure 3. Vaccine efficacy and effectiveness estimates for BNT162b2, a two-dose mRNA vaccine developed by Pfizer/BioNTech. A) Efficacy/effectiveness against death, severe disease, or symptomatic disease. B) Efficacy/effectiveness against any or asymptomatic infection. Estimates are colored by the viral variant against which the vaccine efficacy or effectiveness value was measured. Solid markers are

estimates from randomized clinical trials (efficacy values), and open markers are estimates from observational studies (effectiveness values). The source of each estimate is given by the labels on the left side (“(reference number) Country, population”). Within each disease severity level, estimates are ordered alphabetically by country, and then by population.

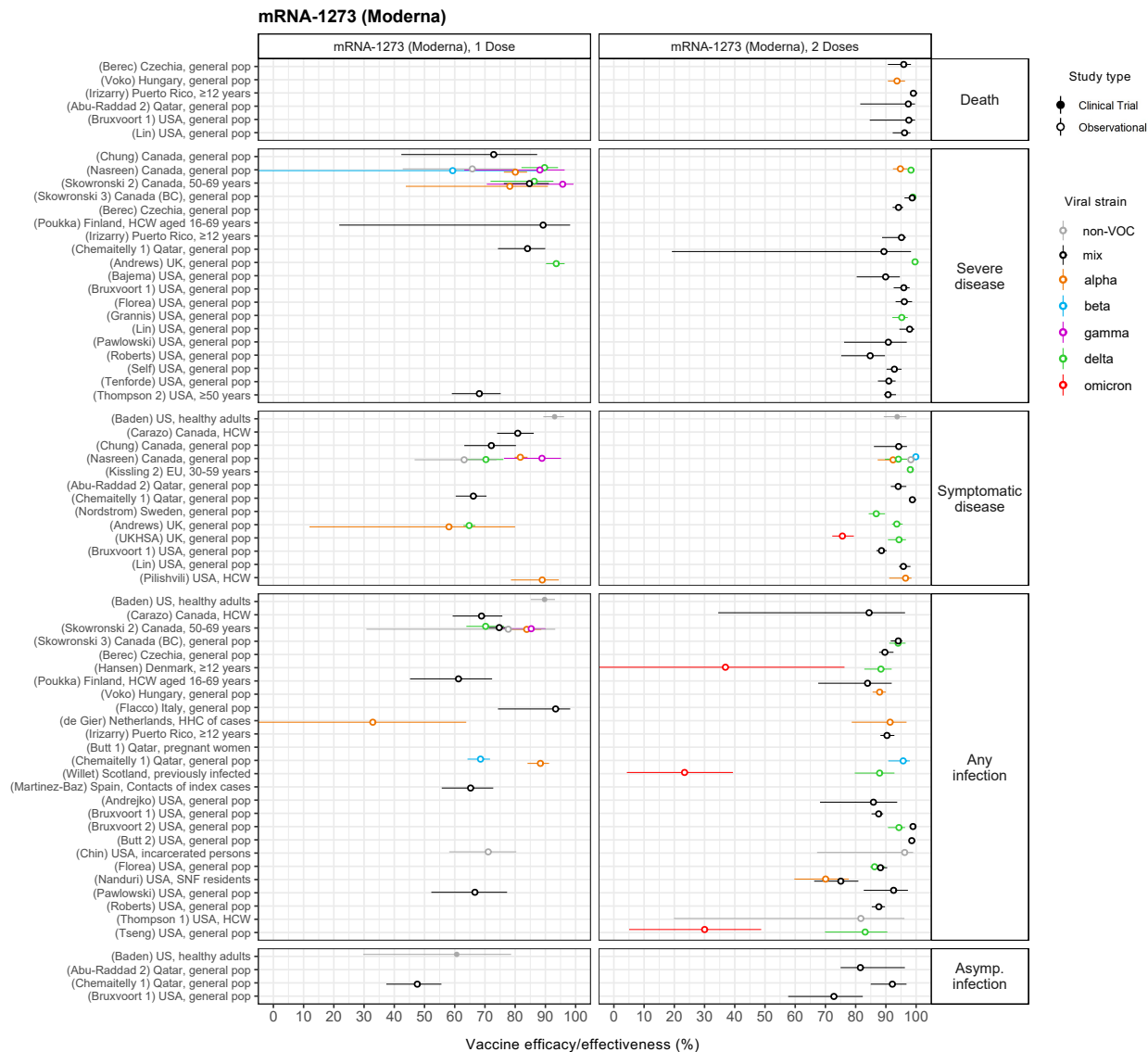


Figure 4. Vaccine efficacy and effectiveness estimates for mRNA-1273, a two-dose mRNA vaccine developed by Moderna. Estimates are colored by the viral variant against which the vaccine efficacy or effectiveness value was measured. Solid markers are estimates from randomized clinical trials (efficacy values), and open markers are estimates from observational studies (effectiveness values). The source of each estimate is given by the labels on the left side (“(reference number) Country, population”). Within each disease severity level, estimates are ordered alphabetically by country, and then by population.

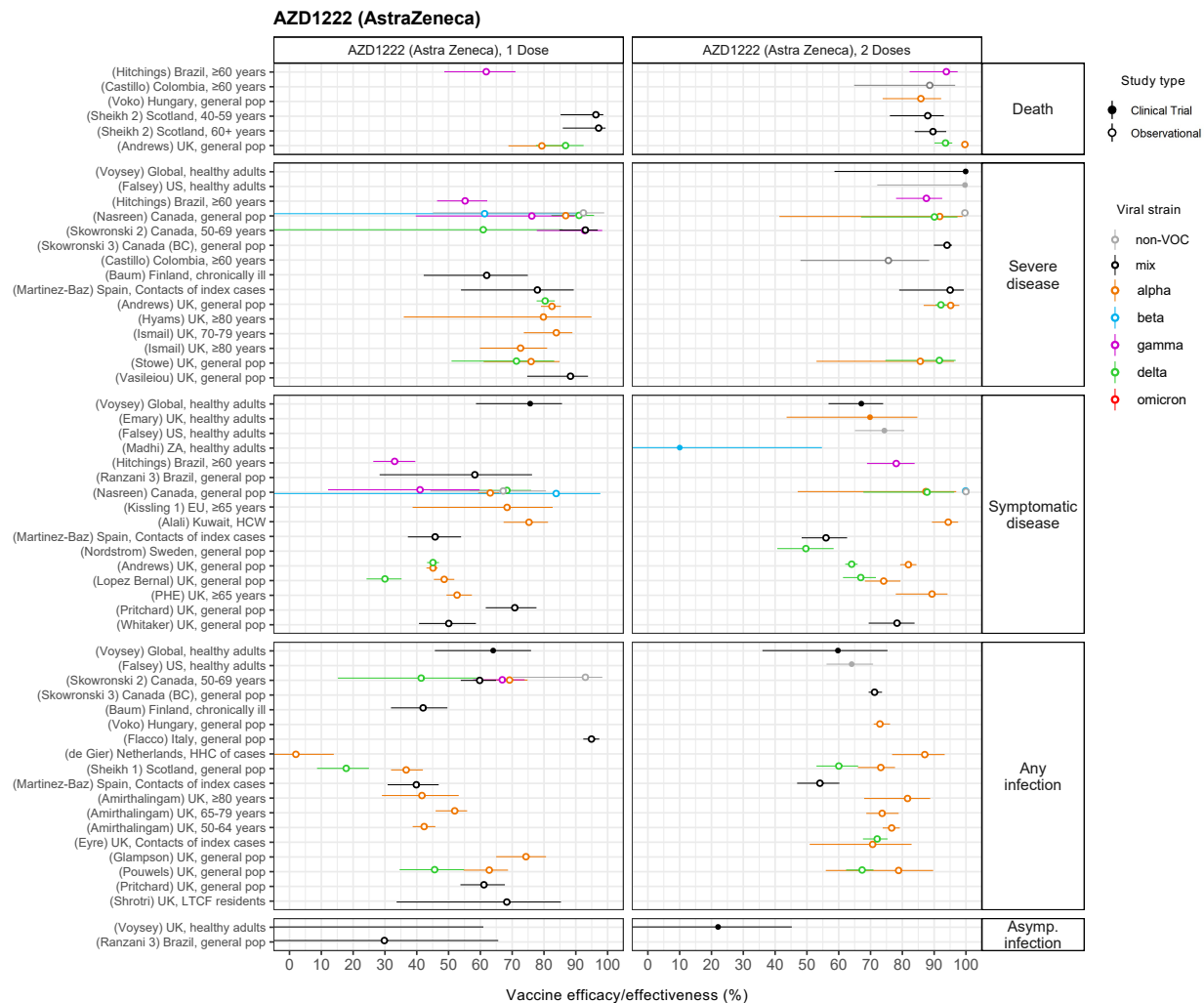


Figure 5. Vaccine efficacy and effectiveness estimates for AZD1222, a two-dose viral vector vaccine developed by AstraZeneca. Estimates are colored by the viral variant against which the efficacy or effectiveness value was measured. Solid markers are estimates from randomized clinical trials (efficacy values), and open markers are estimates from observational studies (effectiveness values). The source of each estimate is given by the labels on the left side (“(reference number) Country, population”). Within each disease severity level, estimates are ordered alphabetically by country, and then by population.

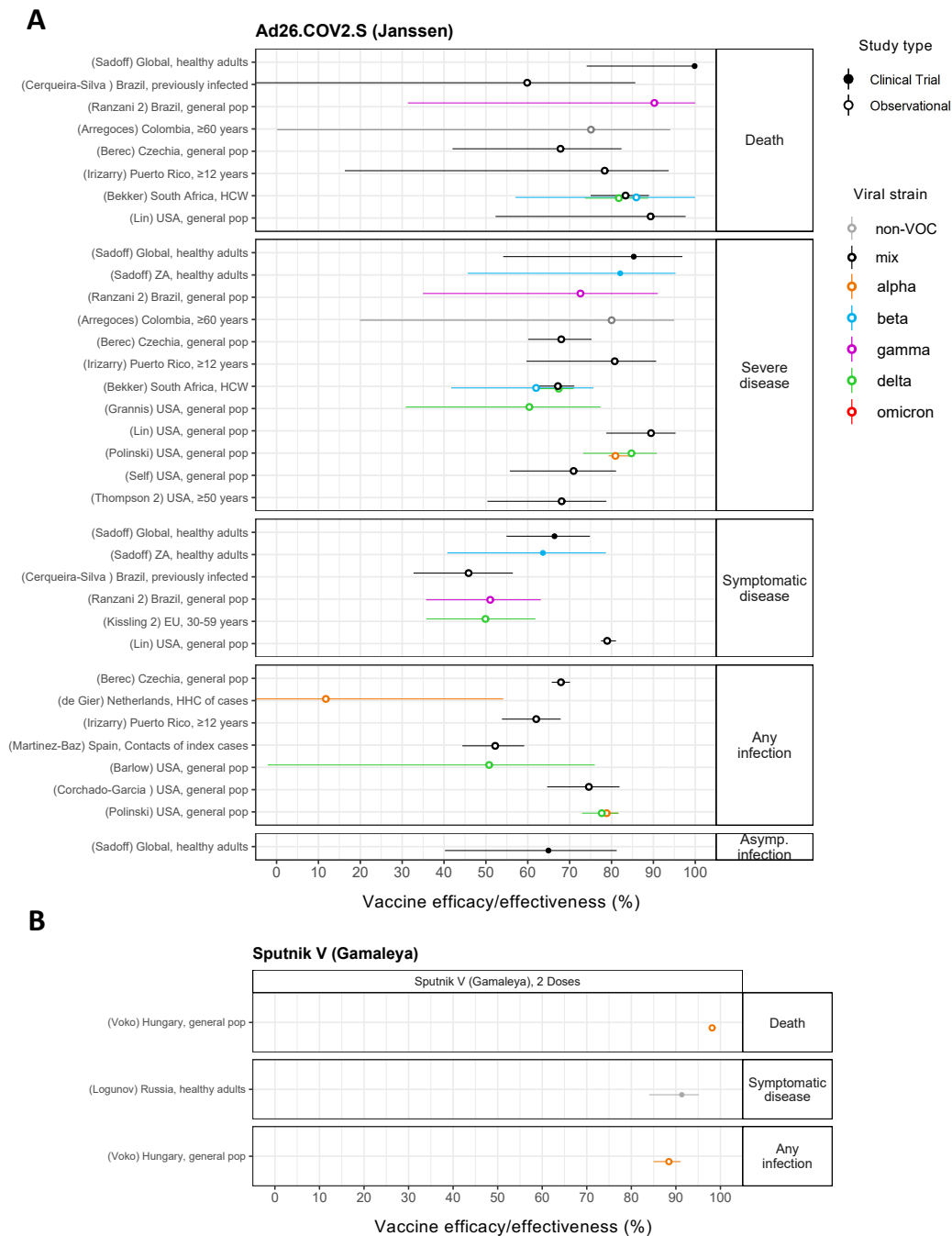


Figure 6. Vaccine efficacy and effectiveness estimates for two viral vector vaccines: A) Ad26.COV2.S, a single-dose vaccine developed by Janssen/Johnson & Johnson, and B) Sputnik V, a two-dose vaccine developed by Gamaleya Institute. Estimates are colored by the viral variant against which the efficacy or effectiveness value was measured. Solid markers are estimates from randomized clinical trials (efficacy values), and open markers are estimates from observational studies (effectiveness values). The source of each estimate is given by the labels on the left side (“(reference number) Country, population”). Within each disease severity level, estimates are ordered alphabetically by country, and then by population.




Figure 7. Vaccine efficacy and effectiveness estimates for three two-dose inactivated virus vaccines: A) CoronaVac, developed by Sinovac B) BBIBP-CorV, developed by Sinopharm Beijing, and C) BBV152, developed by Bharat Biotech . Estimates are colored by the viral variant against which the efficacy or effectiveness value was measured. Solid markers are estimates from randomized clinical trials (efficacy values), and open markers are estimates from observational studies (effectiveness values). The source of each estimate is given by the labels on the left side (“(reference number) Country, population”). Within each disease severity level, estimates are ordered alphabetically by country, and then by population.