

## MANUSCRIPT

### **Public-private partnership to strengthening COVID-19 response in Kisumu, Kenya**

Shannen van Duijn<sup>1</sup>, Hellen C. Barsosio<sup>2</sup>, Mevis Omollo<sup>2</sup>, Emmanuel Milimo<sup>3</sup>, Isdora Akoth<sup>2</sup>, Robert Aroka<sup>3</sup>, Teresa de Sanctis<sup>1</sup>, Alloys K'Oloo<sup>2</sup>, Micah J. June<sup>2</sup>, Nathalie Houben<sup>3</sup>, Charlotte Wilming<sup>1</sup>, Kephias Otieno<sup>2</sup>, Simon Kariuki<sup>2</sup>, Simon Onsongo<sup>4</sup>, Albert Odhiambo<sup>5</sup>, Gregory Ganda<sup>5</sup>, Tobias F. Rinke de Wit<sup>1</sup>

#### **Author affiliations**

1. PharmAccess Foundation, Amsterdam Office, Paasheuvelweg 25, 1105 BP, Amsterdam, the Netherlands
2. Kenya Medical Research Institute (KEMRI), Center for Global Health Research (CGHR), P.O. Box: 1578 - 40100, Kisumu, Kenya
3. PharmAccess Foundation Kenya Office, Cairo Road, Milimani, 40100, Kisumu, Kenya
4. Aga Khan Hospital Kisumu, Kisumu, Kenya
5. Department of Health, Kisumu County Government P.O. Box 2738-40100, Kisumu, Kenya

#### **Corresponding Author**

All correspondence related to this manuscript can be directed towards Shannen van Duijn, M.Sc. PharmAccess Foundation, Paasheuvelweg 25, 1105BP, Amsterdam.

[shannenvanduijn@gmail.com](mailto:shannenvanduijn@gmail.com)

**Wordcount manuscript (Introduction - Conclusion): 5198**

## Abstract

**INTRODUCTION:** In Kenya approximately half of healthcare services are delivered through private sector providers. In line with our experience building rapid responses to HIV and to support and accelerate the public sector's COVID-19 response, we initiated a PPP project in Kisumu County, Kenya. In this manuscript we demonstrate this PPP's performance using digital tools as a replicable model for scaling the response to COVID-19 in similar resource-poor settings.

**METHODS:** COVID-19 diagnostic testing formed the basis for a PPP between KEMRI, Department of Health Kisumu County, PharmAccess Foundation, and local faith-based and private healthcare facilities, thus naming our PPP: COVID-Dx. COVID-Dx was implemented from June 01, 2020, to March 31, 2021, in Kisumu County, Kenya. Trained laboratory technologists in participating healthcare facilities collected nasopharyngeal and oropharyngeal samples from patients meeting the Kenyan MoH COVID-19 case definition. Samples were tested using RT-PCR at the central reference laboratory in KEMRI. Healthcare workers in participating facilities collected patient clinical data using a digitized MoH COVID-19 Case Identification Form. We shared aggregated results from these data via (semi-) live dashboard to all relevant stakeholders. We did descriptive statistical analyses using Stata 16 to inform project processes.

**RESULTS:** Nine facilities participated in the project. A detailed collaboration schedule was developed, supported by a semi-real time digital dashboard. A total of 4,324 PCR tests for SARS-CoV-2 were added to the public response, with 425 positives. Geo-mapped and time-tagged information on incident cases was collected and fed back to policymakers. At the beginning of the pandemic, there a heavy focus on health workers within Kisumu County, with a total of 1009 tested consisting about 43% of all County health workforce.

**CONCLUSION:** We demonstrate feasibility to rapidly increase the public health sector response to a COVID-19 epidemic outbreak in a resource-poor setting. Our complementary public-private intervention in Kisumu, Kenya was based on a joint testing strategy and demonstrated that digitalization of the healthcare system can gain efficiencies, link public and private healthcare efforts, increase transparency and inform local policy makers with semi-real

time data supporting targeting interventions. The Kisumu model is currently being scaled to 13 additional western Kenyan counties.

## **KEYWORDS**

Public-private partnership, COVID-19, Digital Dashboard, Epidemic Preparedness, Developing country

## **Contribution to the field**

The findings of this study are a great contribution to the existing literature on PPPs and epidemic preparedness. We found that developing a PPP at the start of a global pandemic –COVID-19 – is challenging, a lot of adaptability from all partners is necessary and issues have to be resolved along the way. Various studies have already investigated PPPs in similar settings, but as far as we know, no previous research has described experiences from a full year of PPP development during a pandemic. In addition, this PPP was unique as we integrated digital technologies. We found that the development of a digital app with a corresponding dashboard ensured transparency and efficiency. Digital is the way going forward when combatting large outbreaks in the future, especially in developing countries. This PPP is replicable and can serve as an example of PPPs for epidemic preparedness in similar settings in developing countries.

## Introduction

Kenya confirmed the first COVID-19 case on March 13, 2020. As of November 28, 2021, 254,951 confirmed cases with 5,333 fatalities had been reported<sup>1</sup>. By mid-March 2021, Kenya recorded the beginning of its third wave with a notable steep increase in daily COVID-19 cases and deaths<sup>2,3</sup>. This third wave led to stringent measures, particularly in the capital city Nairobi and nearby counties (Kajiado, Machakos, Kiambu and Nakuru)<sup>4</sup>. In sub-Saharan Africa, health systems, which are already facing various challenges, are ill-equipped and under-resourced to deal with the additional burden caused by the COVID-19 pandemic. Most health systems in low and middle income countries (LMIC) are underfunded and understaffed, with limited isolation and intensive care infrastructure<sup>5,6</sup>.

On March 4 2021, Kenya received the first batch of COVAX COVID-19 AstraZeneca vaccines, prioritizing vaccination of its high-risk population, including frontline healthcare workers, adults above 58 years, teachers, police officers and persons with pre-existing conditions<sup>7</sup>. However, the first weeks of roll-out were met with considerable vaccine hesitancy amongst this target group<sup>8</sup>. Kenya aims to vaccinate 30% (15 Million) of its total population of 50M by the end of June 2023<sup>9</sup>. This vaccination target falls below the 65-70% required to achieve “vaccine-induced herd immunity”<sup>10</sup>; which could take years, if ever reached.

In the absence of vaccine-induced herd immunity, the options to combat COVID-19 in Kenya are relatively limited and mostly include so called non-pharmaceutical interventions. A next level is (rapid) testing for COVID-19 and quarantining those who appear SARS-CoV-2 infected. Kenyan public health prevention measures included lockdowns, curfews, social distancing, personal hygiene, and protective clothing, particularly at healthcare facilities. At the start of the pandemic, diagnostic testing for SARS-CoV-2 was led by the MoH at the national and county levels through centralized PCR testing in dedicated high-throughput laboratories in Kenya, with KEMRI playing a central role in supporting the MoH. However, centralized testing in Kenya faced multiple challenges, including lack of funding, stockouts of reagents and testing kits, PCR equipment breakdowns due to heavy work load resulting in test access limitations and prolonged test turnaround time . During most of 2020, RDTs for SARS-CoV-2 according to WHO standards were unavailable in Kenya. Only December 2020 the first Kenyan interim guide for

RDTs was launched<sup>11</sup>. MoH supported COVID-19 testing remained confined to designated public hospitals with limited tapping of the private sector's potential to contribute to scaling up COVID-19 testing<sup>12</sup>.

The private sector (for-profit, not-for-profit, and faith-based organizations) is a significant player in health service delivery in sub-Saharan Africa<sup>13</sup> and particularly in Kenya<sup>14</sup>. The private healthcare sector can add substantial capacity to the public health infrastructure, which often faces challenges in terms of quality of care, drug stockouts, health worker shortages, industrial action, and lack of diagnostic equipment<sup>15</sup>. PPPs can play an essential role in LMICs health system strengthening<sup>9</sup>, particularly during outbreaks and epidemics, where a coordinated, rapidly scalable approach is required. Strengthening and coordination of public and private health systems is also needed to ensure progress towards UHC and global health security<sup>16</sup>. The challenge is to combine private and public efforts in healthcare delivery in a mutually supportive and collaborative manner. Achieving a supportive PPP is complex, are difficulty to form, fraught with challenges and evidence of their effectiveness is limited<sup>17,18</sup>. There are ample examples of (inter)national responses where private healthcare sector initiatives were crowded out by parallel public sector efforts<sup>19</sup>. Crowding out implies that private investments in healthcare are replaced instead of supplemented by public funds, and the total amount of funds in the healthcare system remains unchanged. If supported well, PPP models can enhance capacity, increase quality of services offered, promote access, and offer innovative and sustainable solutions to healthcare challenges in developing countries<sup>20</sup>.

The Dutch NGO PharmAccess has gained extensive experience supporting innovative PPP models for healthcare ‘crowding in’ private funding. Notable PPP models include the first risk equalization fund for HIV in Africa<sup>21</sup>, the first Medical Credit Fund for Africa that provides loans to private-sector health entrepreneurs through public-private funding<sup>22</sup> and digital technologies provided through the M-TIBA platform to support Kisumu County’s UHC<sup>23</sup>. Due to PharmAccess’ experience with timely interventions and through rapid donor contributions and necessary regulatory support by the local Department of Health, a unique joint PPP named “COVID-Dx” was started in early May 2020 in Kisumu County, Kenya. COVID-Dx was designed to enhance Kisumu’s capacity for COVID-19 sample collection and testing, rapid

digital clinical and socio-demographic data collection and timely reporting to inform policy decisions. The COVID-Dx intervention connected private- and faith-based healthcare facilities in Kisumu County to the existing MoH network, it implemented COVID-19 clinical guidelines, it enabled COVID-19 testing at the KEMRI central laboratories and it created semi-real time dashboards to improve reporting efficiency and decision-making by both healthcare workers and policymakers. This paper provides quantitative analyses of the COVID-Dx interventions, highlighting the lessons and experiences. Qualitative analyses will be described elsewhere.

Kisumu County, located in the western part of Kenya, was selected because of its unique track record as a county pioneering UHC using the M-TIBA digital health platform<sup>23</sup>. This creates the potential of reaching out to the entire 1.2M population and work on a replicable model of digital infrastructure that can serve future epidemic preparedness for settings in Kenya Kisumu reported the first two COVID-19 cases on May 27, 2020. As of August 25, 2021, Kisumu reported 8,897 cases and 285 deaths out of a total of 48,006 PCR tests and 15,409 Antigen tests done<sup>24</sup>.

## **Material and Methods**

### **Context**

After a preparation phase, COVID-Dx officially started in Kisumu, Kenya on June 1, 2020, and its first phase that this paper reports about ended March 31, 2021. Healthcare facilities were selected for participation based on a set of criteria, including: in possession of a valid license, a MoH COVID-19 certificate, be within reasonable geographic distance from KEMRI laboratories, serve minimally 100 patients per week, participate in the PharmAccess SafeCare quality improvement program, be connected to M-TIBA, have an average staff of at least 25, possess an operational and regularly serviced fridge and generator for sample storage and proven higher management willingness to participate in COVID-Dx. Nine healthcare facilities were eligible, labelled as A-I throughout this manuscript to ensure anonymity. Table 1. provides an overview of the key characteristics of these healthcare facilities. Facility A was a smaller facility but still included in COVID-Dx as a phase-0 entity to test steps of the COVID-Dx intervention before scaling to the other 8 facilities. Each participating facility had trained staff collecting nasopharyngeal and oropharyngeal swabs samples from patients who fulfilled the COVID-19 case definition as per the Kenyan Ministry of Health COVID-19 testing protocol. The main

eligibility criteria to be tested for COVID-19 were: 1) people presenting with signs and symptoms of COVID-19 and 2) all risk groups as defined in the Kenyan MoH guidelines: healthcare workers, contacts of confirmed COVID-19 cases, travellers from high-risk areas<sup>25</sup>. Participation of patients was completely voluntary.

**Table 1: Overview of key characteristics participating COVID-Dx facilities**

Facility	Kenyan Healthcare category	Patients/day	Beds	SafeCare level <sup>26</sup>	Staff	Setting	Start project	First case identified
A	Level 3 Health Centre	40	0	3	12	Urban	Jun 2020	Aug 2020
B	Level 4 Hospital	100	100	2	80	Urban	Jul 2020	Sep 2020
C	Level 4 Hospital	100	60	3	60	Rural	Jul 2020	Sep 2020
D	Level 5 Hospital	180	86	NA	200	Urban	Aug 2020	Aug 2020
E	Level 4 Hospital	70	62	3	50	Urban	Aug 2020	Sep 2020
F	Level 5 Hospital	50	50	NA	80	Urban	Sep 2020	Sep 2020
G	Level 5 Hospital	300	180	NA	400	Urban	Dec 2020	Dec 2020
H	Level 5 Hospital	100	70	5	400	Urban	Dec 2020	Jan 2020
I	Level 5 Hospital	1000	550	NA	600	Urban	Feb 2021	Feb 2021

### Laboratory methods for SARS-CoV-2

Patient samples were collected in viral transport medium according to manufacturer's instructions (F&S scientific<sup>27</sup>) and transported by motorbike in cool boxes to the KEMRI central laboratory for SARS-CoV-2 RT-PCR testing within 24 hours. Results were reported through KEMRI and the MoH system to participating providers who reported to patients usually within 24–48-hours. Complementary (telephone and personal) counseling services were provided involving two counselling session per client (pre and posttest counselling). The duration of the phone calls could range from less than 5 minutes to more than 10 minutes per client, depending on the situation at hand. KEMRI central laboratory trained staff carried out the PCR test procedures according to standard manufacturer prescribed testing protocols. Laboratory staff

used MagMAX™ Viral RNA Isolation Kit<sup>28</sup> to manually extract SARS-CoV-2 viral RNA from the paired nasopharyngeal and oropharyngeal samples. Post-RNA extraction, the TaqPath™ 19 kit<sup>28</sup> was used to carry out real-time SARS-CoV-2 PCR. Laboratory staff employed the following thermocycling conditions; 2 min at 25°C incubation, 10 min at 53°C for reverse transcription, 2 min at 95 °C for enzyme activation and 40 cycles of 3 s at 95°C and 30s at 60°C. Samples having exponential growth curve and Ct < 40 in at least two SARS-CoV-2 targets were considered positive.

Between December 28, 2020, and March 31, 2021, an additional prospective diagnostic evaluation of a rapid antigen kit was carried out and the results of this evaluation are reported in a separate paper<sup>29</sup>. All Ag-RDTs were followed by a confirmatory PCR test, which is the basis for the quantitative analyses reported in the current manuscript.

### **Use of Digital Tools**

The official Kenyan CCIF used by the MoH to screen and report all COVID-19 cases was digitalized into a special tool developed for COVID-Dx: the CCIF-Tool. This tool additionally collected important logistical information including full tracking and tracing of samples and data flows: sample collection, courier receipt, road transport, KEMRI laboratory receipt and triaging into various sub-laboratories, specifics of PCR tests performed, result verification, transmission of final diagnostic result to MoH and finally to healthcare provider for release to patients reporting. The CCIF-Tool data was stored in a dedicated database (CommCare), a robust mobile data collection and service delivery platform hosted in a highly secured ISO27001 environment that is HIPAA and GDPR compliant. KEMRI provided oversight of scientific accuracy and quality of data. We shared aggregated results from the CommCare database via a PowerBI dashboard with selected policymakers and relevant stakeholders through password-protected personal tablets and mobile phones. Microsoft PowerBI is a collection of software services, apps and connectors that visualize interactive insights of data sources<sup>30</sup>. The dashboard presents an overview of the clinical and socio-demographic characteristics of patients tested, positivity rates, participating facilities, and maps with the patients per place of residence. The supplementary materials include a screenshot of the dashboard.

### **Data analyses**



We conducted data analyses for operational purposes to inform project processes, monitor the progress of the project and generate data to inform public health activities by healthcare facilities. We performed descriptive statistical analyses using Stata 16, tested relationships between categorical variables using chi-square tests, and used an independent sample t-test to explore relationships between categorical and continuous variables. We considered a p-value of <0.05 to be statistically significant during the analyses.

### **Ethical clearance**

Ethical clearance for this project was obtained from Jaramogi Oginga Odinga Teaching & Referral Hospital (JOOTRH) on June 16, 2020, with approval number IERC/JOOTRH/230/2020. KEMRI also provided ethical clearance on September 30, 2020, with approval number KEMRI/RES/7/3/1. Research License was obtained from the National Commission for Science, Technology, and Innovation (NACOSTI) on July 6, 2020 (NACOSTI/P/20/5616).

### **Patient and Public Involvement**

The DoH, KEMRI and participating healthcare facilities were actively involved in co-creating the design, conduct, reporting, and dissemination plans of the research. Feedbacks from patients and public was collected through the counselling services and fed back into the COVID-Dx operations to further improve.

## **Results**

### **Building the PPP model**

In Table 2, we present the roles and responsibilities of all participating entities. Collaboration developed over time including many different aspects. Choices regarding task division were based on the partners' different levels of authority, partner's capabilities, and capacities, such as time, knowledge about regulatory or laboratory processes, and staff available. Generally, the DoH was responsible for approving selected participating facilities, providing guidelines, performing trainings, carry out contact tracing, and application of epidemic control guidelines. PharmAccess provided kickstart funding, managed day-to-day operations, supported psychosocial counselling to clients and providers staff, procurement of reagents and PPEs,

database hosting, cleaning, quality control and translation into the COVID-Dx data dashboard. KEMRI provided supportive supervision, complementary training, conducted social research and was responsible for the full laboratory component (SARS-CoV-2 testing and RDT evaluation). Healthcare facilities executed patient management, sample taking, data entry into the CCIF-tool, assisted with contact tracing of COVID-19 patients, disseminated test results to patients and provided counselling.

**Table 2: Roles and tasks of public and private partners in COVID-Dx project**

For each task the leading institution is indicated; other partners were involved to lesser extent.

<b>PPP tasks</b>	<b>Partners: KEMRI</b>	<b>Department of Health</b>	<b>PharmAccess Foundation</b>	<b>Healthcare providers</b>
<b>Management and monitoring</b>				
Overall responsibility		X		
Day to day management of the project			X	
COVID-19 Case management				X
Monitor COVID-19 case management guidelines		X		
<b>Preparation</b>				
Process ethical clearance of the project	X			
Contract healthcare providers			X	
Set up data collection tools and dashboards			X	
Get a SafeCare(4COVID) assessment				X
<b>Supplies and resources</b>				
Procure PPEs and tablets for providers			X	
Sample Courier, logistics for sample transport and storage and distribution of Ag. RDT	X			
<b>Trainings</b>				
Laboratory practice, patient management training		X		
Train HCPs for COVID-19 sample taking	X			
CCIF-tool training for healthcare providers			X	
<b>Sample taking, testing and support</b>				
Triage & fast track patients for COVID-19 testing				X
COVID-19 Sample collection				X

Run PCR tests on the COVID-19 samples	X	
Contact tracing & support to the field teams		X
COVID-19 counselling support to the testing teams		X
<b>Reporting of results</b>		
Data capture for patients receiving a COVID-19 test		X
Data reporting to providers	X	
Receive & disseminate results to the patients		X
Process & disseminate PCR results to stakeholders	X	
Information dissemination through SITREPs	X	
Dashboard updates with CCIF data		X
Data cleaning & analyses of CCIF data		X
<b>Studies</b>		
Antigen RDT evaluation	X	
Conduct the Feasibility & acceptability studies	X	
Scientific publication on COVID-Dx		X

### Key events

The supplementary materials include a Gantt Chart, outlining our key experiences during this PPP. The Gantt Chart shows full epidemic preparedness for COVID-19, starting preparations well before Kisumu County reported the first COVID-19 case on May 27, 2020, highlighting the importance of early planning and preparedness.

At the onset of COVID-Dx, patient sample collection and central testing via MoH-linked KEMRI laboratories was restricted to designated public hospitals. MoH supported a limited set of public hospitals collecting samples and central laboratories testing for COVID-19 with providing PPE, sample collection materials, sample transportation materials such as VTMs, cooler boxes, and sample testing materials such as reagents.

For private facilities to be added to this initial COVID-19 response infrastructure and access public sector COVID-19 testing services through the KEMRI central laboratories, it was initially indicated that COVID-Dx had to be positioned as a research project. This implied a phase of lengthy protocol writing and ethical clearance procedures. Later it was clarified that any private facility intending to provide COVID-19 testing through MoH supported central laboratories were

required to do so via the MoH COVID-19 public sector response at the county level. This meant selected private healthcare facilities needed the DoH approval as official sample collection sites supporting Kisumu County to scale up COVID-19 testing.

In the PPP preparation phase, multiple meetings were held with various PPP players to align project objectives culminating in signed contracts with expected deliverables clearly outlined. We contracted selected private providers approved by the DoH in different phases. These private providers gradually became known to the public as additional COVID-19 service sites featuring free diagnostic tests. In the first months of implementation we conducted multiple trainings, including a ToTs approach from the DoH. During COVID-Dx roll-out complementary refresher trainings were organized by PharmAccess.

Several procurements of PPEs occurred during the project (May, August, October, December 2020). At project initiation, we developed the digital dashboard to share the live operational results of the project. The dashboard was continuously improved and extended throughout the project, based on feedbacks of the users. In November 2020, the first external stakeholders (policy makers) got access to the dashboard.

Some months into the project, several healthcare facilities noticed fewer patients coming in to get tested. COVID-19 stigma turned out to be associated with hesitancy in testing and avoidance of healthcare facilities. Additionally, Kisumu County DoH mandated patient contact tracing. As the positive cases increased, COVID-Dx provided complementary contact tracing services to the DoH. Moreover, PharmAccess contributed a senior counsellor to COVID-Dx, who provided mental support to clients and in addition trained the participating facility-based counsellors to address COVID-19 stigma. Most facility-based counsellors were already HIV counsellors, with previous experience, which facilitated the COVID-19 counselling training.

At times the DoH or KEMRI requested some private facilities to stop testing or the federal MoH restricted the testing criteria. For instance, around October 2020, KEMRI and DoH temporarily paused sample collection from one of the COVID-Dx facilities when samples spilt during transportation from the healthcare facility to the KEMRI laboratory creating a health and safety hazard. This incident triggered an audit and mandatory refresher training of the affected site. In

addition, the MoH updated guidelines for targeted testing, where only those who met the case definition and had symptoms were eligible for testing; this continued for several months, restricting testing to fewer patients. We disseminated the results of the project several times during and after to the project team and locally with key stakeholders, using the live dashboard and PowerPoint presentations.

## Quantitative data

### Project impact

In the nine participating facilities, the COVID-Dx project supported a total of 4,324 PCR tests for SARS-CoV-2, of which 425 tested positive (194/2,138 female and 231/2,186 male). There was no significant association between gender and test result,  $X^2(1, N=4,324) = 2.6, P = 0.11$ .

The overall COVID-19 positivity rate during the project was 9.8%. Figure 1 presents the weekly positivity rate based on PCR tests during project implementation. As shown, there were no COVID-19 cases found during the first months of the project (June 2020 and July 2020). We noted a peak in COVID-19 cases in December 2020, which mirrored the Kenyan ‘second wave’, with a positivity rate of 23.1% at its highest point.

Table 3. provides an overview of COVID-19 positivity rates per participating facility. Positivity rates of facilities varied between 31.9% (facility H) and 3.8% (facility B). Figure 2. shows the percentage of positive cases per facility over time. In this graph, we show that in November 2020, there was an overall low point in positivity rate for all facilities. In February and March 2021, the positivity rate rose to its highest point.

**Table 3.** COVID-19 positivity rates per healthcare facility.

Facilities	Positive cases	Total tested	Positivity rate
A	17	348	4.9%
B	11	286	3.8%
C	52	1023	5.1%
D	130	598	21.7%

<b>E</b>	7	41	17.1%
<b>F</b>	25	224	11.2%
<b>G</b>	93	948	9.8%
<b>H</b>	53	166	31.9%
<b>I</b>	37	662	5.6%

---

### **Clinical presentation**

Patient reported symptoms were captured using the CCIF-Tool. The most frequently reported symptoms from COVID-19 positive patients in order of frequency included cough, headache, general weakness, and history of fever/chills. Figure 3a. presents an overview of the most common symptoms reported for all cases and COVID-19 positive cases. Of note, 22.8% of all positively tested patients were asymptomatic. Twenty-two percent of positive cases reported pre-existing conditions, with cardiovascular disease as the most common; 9.9% of all positive cases had cardiovascular diseases (n=42 times), and 5.6% (n=24) had diabetes.

Figure 3b. presents the percentage of asymptomatic cases which tested positive per age group. This figure demonstrates a significant inverse correlation between age and COVID-19 positivity ( $X^2(6, N=432) = 27.4, P = 0.00$ ).

Figure 4. shows the number of tests performed per age group during the project for all participating facilities. The average age of negative patients was 36.4 years, and the average age of positive patients was significantly higher at 40.2 years (two-sample t-test (M= 36.8, SD = 15.4), 95% CI [36.3, 37.3],  $t = -4.8, P = 0.00$ ).

### **Healthcare workers**

The most-reported occupation of tested patients were healthcare workers (23.3%/n=1,009, representing 43% of the Kisumu healthcare workforce), being self-employed (12.5%/n=539) or being students (11.0%/n=476). We noted a positivity rate of 7.6% (n=77) among healthcare workers, which was slightly but significantly lower than the overall (9.8%) positivity rate ( $X^2(1, N=4324) = 7.5, P = 0.01$ ). Moreover, 36% of tested healthcare workers who tested positive were asymptomatic.

## Discussion

### Rationale

This study aimed to demonstrate the performance of a replicable model for an effective PPP in responding to the COVID-19 pandemic, and an example of epidemic preparedness, in a sub-Saharan African setting. Typically, COVID-19 responses in Africa are addressed through ‘vertical’ programs rolled out mainly through the public sector. This was done for HIV in the past, leading to parallel healthcare delivery and financing infrastructure in Africa and other LMICs, that is crucially dependent on international funding mechanisms through institutions like the GFATM and PEPFAR. Today, in the UHC era, PharmAccess believes we should explore ways to ‘horizontalize’ vertical, disease-specific funds into primary healthcare delivery. This paper presents such a model: integrating private healthcare facilities into the public COVID-19 response. In Kenya, almost half of healthcare is delivered through private healthcare facilities. Therefore, at the onset of COVID-19, with then-unknown consequences, we opted for an immediate doubling of the healthcare capacity to deliver COVID-19 services by creating a PPP model. This was informed by our experience with HIV service delivery starting in the private sector in Africa and expanding to the public sector<sup>31</sup>. In addition, we wished to make use of important digital developments that have been taking place in Africa and particularly Kenya that include the mobile phone revolution, the development of bankless banking through M-PESA, the digitalization of health data exchange (M-TIBA), the availability of smart-phone apps to support data dashboards, new digital diagnostic testing methods, etc.

### Main PPP challenges, mitigations and lessons learnt

We had several challenges building the PPP. First, providing private healthcare facilities with access to public COVID-19 testing facilities threatened to become lengthy due to administrative formalities at the national level. We mitigated this by applying a 2-step procedure: first going for an expedited operational clearance at the Kisumu County level (1 month) to get COVID-Dx started and next to go in parallel for more extensive clearance at the national level (6 months). Our general recommendation is to install Ethical Review processes at the national (MoH) level in

Kenya that act within weeks and are allowed to be used when a health emergency is declared by the government.

Operational challenges included, high costs and lack of adequate laboratory supplies, equipment repair delays, and procuring PPE supplies for healthcare facilities. The essential PPE supplies were not readily available in Kenya when the project started and when available their prices were grossly exaggerated. Given the urgency to respond to the pandemic, we started with paying approximately double the price of PPEs. Waiting a few months into the project for prices to fall was not tenable at the time and would have resulted in significant delays. Throughout the project, the supply chain of PPEs was restored, and prices went gradually down.

COVID-19 related stigma appeared much more important than expected. Some private facilities were afraid of being labelled COVID-19 testing sites. This fear was partially the result of (lockdown) measures implemented by government authorities early in the pandemic. When a public facility had staff who tested positive for COVID-19, the authorities closed the facility. Loss of income due to such measures was reportedly an important reason for private facilities to participate in COVID-Dx. To mitigate this, our project concentrated on testing healthcare staff at the participating facilities (and elsewhere), to keep them optimally informed, and in case of positivity, provide mental support services during the quarantines. Additionally, the facilities hesitated to join COVID-Dx because they were afraid patients would avoid visiting them out of fear of being infected, which would also reduce the number of patients with chronic conditions. To mitigate these fears, a letter from the Kisumu DoH was secured in which it was reassured that private facilities would not be closed if any of their patients tested positive for COVID-19. At the onset of COVID-Dx some reference to moral responsibilities of private facilities to pick up their role appeared important. When the first facilities eventually joined, this created confidence for other private facilities to follow suit.

To effectively combat COVID-19 stigma the COVID-Dx project recruited a senior Psychosocial Counsellor to provide direct services to clients. During the roll-out these services appeared very much appreciated and needed scaling. Thus, we trained the existing HIV counsellors of participating providers to also address the mental challenges of COVID-19 (testing). All counsellors underwent a training from the County's Mental Health and Psychosocial Support department as well as refreshers from the Senior Counsellor. The counsellors remained active



throughout the project and were a great help to the facilities, the outreach team, and patients in contact tracing, encouraging contacts to test, reporting results to participants as part of post-test counselling and addressing patient fears around COVID-19 stigma. This intervention helped reducing fear, stigma, depression and other mental health related cases among the patients and health care workers.

During COVID-Dx, decisions by public entities sometimes had consequences for the set research protocols and processes in the project. For instance, the MoH revised the national guidelines on COVID-19 testing throughout the project, and some sample taking sites closed unilaterally without consulting the other partners. The project team tried to manage all parties and adhere to the national guidelines. Additionally, we tried to inform the highest decision-makers in Kisumu County to have some decisions reviewed, which occasionally worked out. The COVID-19 communications between different stakeholders remained a continuous challenge. We addressed this by organizing frequent update meetings with all stakeholders to discuss challenges, solutions and align reporting structures where we deemed fit. We had a direct almost day-to-day communication channel with the DoH. Challenges identified by other studies of PPPs in the healthcare sector in LMICs include providing diagnostics, the capacity to train and supervise private providers, disruptions in funding, slow implementation of the public sector, lack of information sharing, and mismatched organizational styles and differing priorities<sup>32-35</sup>. Findings from Ghana implied that NGOs could be valuable to government for their ability to increase reach and to offer technical expertise<sup>33</sup>. A different Kenyan study suggested consistency and flexibility are crucial to make PPPs successful<sup>32</sup>. These findings conform to what we also experienced in our PPP.

We learned, and literature also confirms, that to prevent, control and manage future outbreaks before they become epidemics, sub-Saharan African countries will need investments and political will, so public health resources, PPPs and scientific expertise can be aligned<sup>36</sup>. Additionally, we learned integrating digital technologies could improve and support the responses to a pandemic greatly. This PPP highlighted the importance of digital tracking in detecting early COVID-19 waves. Therefore, we believe the use of digital technologies in future responses to epidemics will be essential for quick intervention.

## **Data insights**

### *Project impact*

COVID-Dx encountered an overall operational COVID-19 positivity rate of 9.8%, which reflected the operational developments of the project over time. This operational positivity should not be considered representative for Kisumu since the number of weekly tests fluctuated due to operational issues, political decisions, or social challenges. Nevertheless, the positivity rate graph served as guidance for the project team to manage the project in terms of operational challenges, like staff fluctuations, procurement of supplies and utensils, transport arrangements. The project indeed managed to be epidemically prepared, starting with a 0% positivity rate in June 2020 and moving upwards after the first positive cases were reported in Kisumu<sup>37</sup>. The highest operational positivity rate was by December 2020 (23.1%), which is probably related to increased traveling and human contacts due to the festive season, creating the Kenyan ‘second wave’, which was more severe than the first wave<sup>38,39</sup>.

The overall operational positivity rates varied extensively between the participating facilities. One explanation for the high overall positivity rate (31.9%) of Facility H could be that Facility H joined COVID-Dx in December 2020, when Kisumu was in the middle of the second wave. Facility I also showed interesting dynamics, as its first tests were performed in February of 2021, which was also in the period of more COVID-19 cases in the county, yet the positivity rate remained relatively low at 5.6%, maybe due to high testing volumes amongst more general population; 662 tests were done in two months. Facility E and F terminated the project in November 2020. COVID-19 politics within the county and ethical concerns in one of the facilities which did not align with the MoH Code of Ethics, were reasons to stop collaboration with these facilities. November 2020 had the lowest positivity rate, mostly due to a temporary suspension of testing at some facilities, due to lack of PCR reagents and supplies at the central laboratories. We noted rising positivity rates at the end of this first COVID-Dx episode in March 2021 which mirrored the start of the third COVID-19 wave in Kisumu County.

### *Clinical presentation*

Our data showed that most facilities took samples of patients aged 25-34 years old. The average age of positive patients (40.2 years) was significantly higher than negative tested patients (36.4

years). The data also showed older positive adults (34 and above) reported considerably more symptoms than younger patients. These observations are in line with other COVID-19 epidemiological data in Kenya<sup>40</sup> and elsewhere<sup>41,42</sup>. Importantly, the socio-demographic profiles of tested patients in COVID-Dx are not representative for Kisumu County or Kenya, since patients were tested according to regularly changing MoH national testing guidelines and priorities, due to lack of diagnostic supplies.

### *Healthcare workers*

We considered healthcare workers a priority in the project. Goal was to keep them informed, working, and supported, in line with the MoH priorities. The project managed to test almost half (43%) of the Kisumu healthcare work force (n=1,009). Testing healthcare workers regularly also ensured they felt safe while executing their work, motivating them to continue sample-taking and assisting patients.

### **Database challenges**

Developing the CommCare App was a continuous process, with constant improvements to adapt to the needs of the healthcare facilities, needs in sample tracking and transportation, and reporting needs from the laboratories. These changes sometimes affected how we presented the data in the final database. Regular extensive data cleaning was required, which was done manually regularly, the database issues were resolved in time for the final data analyses. It is also vital to highlight that digitization of CCIF was a unique aspect of this project- which promoted quick data transmission compared to paper forms employed by MOH during that time.

### **Scalability**

While first focusing on building a robust PPP model, during COVID-Dx we explored other opportunities to scale up. Early in the project, we experienced the substantial limitations of large-scale PCR testing, such as high costs, requirement of trained staff, sophisticated equipment, and good logistics. Often it was not possible to test all symptomatic patients. Moreover, even if testing was available, the time to report back testing results to patients took long. The original goal of 24-48 hours was often not achieved and certainly not realized during the Christmas holiday season. Prolonged turnaround time for COVID-19 resulted in increased patient anxiety, impaired tracking of cases/contacts and hampered public health efforts against the pandemic. To

exacerbate these diagnostic challenges and in the midst of stockouts of COVID-19 PCR test kits, VTMs and PPEs, limited molecular testing capacity seriously hampered efforts to tame to pandemic.

All these challenges led us to explore the possibilities of rapid testing for COVID-19 using antigen testing. The costs of RDTs are lower, results can be available within 20 minutes, no equipment is necessary, and less training is required. A sub-study within COVID-Dx was implemented to validate RDTs and compare them to PCR tests. The favourable results of this sub-study are published in a different paper<sup>29</sup>.

Trust gained through COVID-Dx during the first part of the pandemic, led to a closer working relationship with Kisumu County to fight the next phase of the epidemic: the outbreak of the Delta variant in sub-Saharan Africa<sup>3</sup>. In May 2021, Kisumu County health officials decided to deploy the existing COVID-Dx network as a County-wide approach. PharmAccess became technical assistance partner to realize a COVID-Dx dashboard for Kisumu. This dashboard is now accessible to key County policymakers and decision-makers, showing COVID-19 hotspots, positive cases, and the number of vaccinated patients. As of August 2021, 32 public and private facilities and projects are connected. Scalability of COVID-Dx was thus proven and results are being analysed in a separate paper. COVID-Dx is therefore a good example in Kenya of PPP epidemic preparedness<sup>43</sup>.

## **Conclusion**

Setting up a PPP in resource-poor settings at the very start of a global COVID-19 pandemic and in the absence of signs and symptoms is challenging. However, we demonstrated feasibility by taking a ‘can do’ approach and addressing operational challenges step-by-step as they unfolded. The model was proven scalable in practice, expanding to Kisumu (and very recently even to 13 other Counties) and can serve as an example of PPPs for epidemic preparedness in SSA. Specific additional strength of this approach was the investment in digitalization and digital dashboards for project monitoring, rapid data processing to inform policy makers and health managers. This significantly accelerated operational decision-making, like timely identification of COVID-19 hotspots so DoH outreach teams could be deployed efficiently. Building lasting epidemic preparedness in our experience requires every health system to go digital, in Africa. Digital

infrastructures are flexible, can shrink and grow with waves of epidemics and can be scaled to other geographic areas and communities rapidly. It is our conviction that the future of health systems strengthening to create resilience and flexibility is to go digital.

## **Abbreviations**

**CCIF:** COVID Case Identification Form - **COVAX:** COVID-19 Global Vaccine Access - **COVID-19:** coronavirus disease of 2019 - **DoH:** Department of Health - **GDPR:** General Data Protection Regulation - **GFATM:** The Global Fund to Fight AIDS, Tuberculosis and Malaria - **HIPAA:** Health Insurance Portability and Accountability Act of 1996 - **KEMRI:** Kenya Medical Research Institute – **LMIC:** low-and middle-income countries - **MoH:** Ministry of Health - **NGO:** non-governmental organization - **PCR:** polymerase chain reaction - **PEPFAR:** President's Emergency Plan for AIDS Relief - **PPE:** personal protective equipment - **PPP:** public-private partnership - **RDT:** rapid diagnostic test – **RNA:** Ribonucleic acid - **ToT:** trainers of trainers - **UHC:** universal health coverage - **VTM:** viral transport medium – **WHO:** World Health Organization

## **Acknowledgements**

The authors would like to express gratitude to all clinicians, nurses, lab technicians, motorbike riders, data entry personnel and all other personnel who were active in the field during this study. The CommCare mobile data collection software was provided by Dimagi free of charge. We would also like to thank the Kisumu Department of Health for its guidance and cooperation to execute this project. We would like to thank our funders: Achmea Foundation, Pfizer Foundation, and the Netherlands Ministry of Foreign Affairs.

## **Contributorship statement**

TRW designed the project and the research study, and additionally scientifically supervised the project. NH assisted with the design and implementation of the study and managed the operations in Kenya of this project. SK and AO oversaw research activities and were involved at

decision-making level. HB contributed to the project design and implementation and managed KEMRI's role. EM was responsible for onsite day-to-day operations during the project and managed relationships between all partners. MO assisted in the field and was responsible for the social sciences, with assistance from IO. RA managed our psychosocial support on the ground. AK regularly visited facilities for data management and managed the database. TS developed and updated the dashboard. MJ supported with clinical supervision. KO managed the laboratory aspects of this study. SO contributed research, such as the RDT evaluation. CW managed relations with our donors and reported back results to them. SD conducted data analyses, wrote the manuscript, and submitted this manuscript.

### **Funding statement**

This project was financially supported by Achmea Foundation, Pfizer Foundation, and the Netherlands Ministry of Foreign Affairs. Grant/Award numbers for all funders: N/A. The funders did not have any role in study design, data collection, analysis, interpretation, summarizing the data or decision to submit the manuscript for publication.

### **Ethics approval**

Ethical clearance for this project was obtained from Jaramogi Oginga Odinga Teaching & Referral Hospital (JOOTRH) on June 16, 2020, with approval number IERC/JOOTRH/230/2020. KEMRI also provided ethical clearance on September 30, 2020, with approval number KEMRI KEMRI/SERU/CGHR/05-05/4038. Research License was obtained from the National Commission for Science, Technology, and Innovation (NACOSTI) on July 6, 2020 (NACOSTI/P/20/5616). The roll-out of this project was in complete coordination with the Kisumu Department of Health. Sample collection in patients in this project was voluntary.

### **Availability of data and materials**

Due to the privacy of patient data, datasets associated with this project are not publicly available. Anonymized and aggregated data are available from the authors upon request.

### **Competing interests**

The authors have declared no competing interests.



## References

1. MoH. COVID-19 Update 30th August 2021. 2021. <https://www.health.go.ke/> (accessed August 30 2021).
2. Shi Q, Dong X-P. Rapid Global Spread of the SARS-CoV-2 Delta (B. 1.617. 2) Variant: Spatiotemporal Variation and Public Health Impact. 2021.
3. WHO. Rife COVID-19 variants fuel Africa's surging wave. 2021. <https://www.afro.who.int/news/rife-covid-19-variants-fuel-africas-surging-wave> (accessed August 5 2021).
4. President. The Fifteenth [15th] Presidential Address on the Coronavirus Pandemic 2021. <https://www.president.go.ke/2021/03/26/the-fifteenth-15th-presidential-address-on-the-coronavirus-pandemic/> (accessed April 7 2021).
5. Shamasunder S, Holmes SM, Goronga T, et al. COVID-19 reveals weak health systems by design: why we must re-make global health in this historic moment. *Global Public Health* 2020; **15**(7): 1083-9.
6. Dzinamarira T, Dzobo M, Chitungo I. COVID-19: A perspective on Africa's capacity and response. *Journal of medical virology* 2020; **92**(11): 2465-72.
7. WHO. Kenya receives COVID-19 vaccines and launches landmark national campaign. 2021. <https://www.afro.who.int/news/kenya-receives-covid-19-vaccines-and-launches-landmark-national-campaign> (accessed March 17 2021).
8. Orangi S, Pinchoff J, Mwanga D, et al. Assessing the level and determinants of COVID-19 Vaccine Confidence in Kenya. *medRxiv* 2021: 2021.06.11.21258775.
9. Muleshe S. COVID-19 Vaccine Deployment-Overview & Rollout Plan. Planning & Coordination Covid-19 Vaccines Deployment and Vaccination Taskforce. ; 2021.
10. Randolph HE, Barreiro LB. Herd Immunity: Understanding COVID-19. *Immunity* 2020; **52**(5): 737-41.
11. Kenya M. COVID-19 Antigen Rapid Diagnostic Testing Interim Guide KENYA: Kenya Ministry of Health 2020.
12. WHO. Maintaining essential health services: operational guidance for the COVID-19 context. June 2020: World Health Organization 2020.

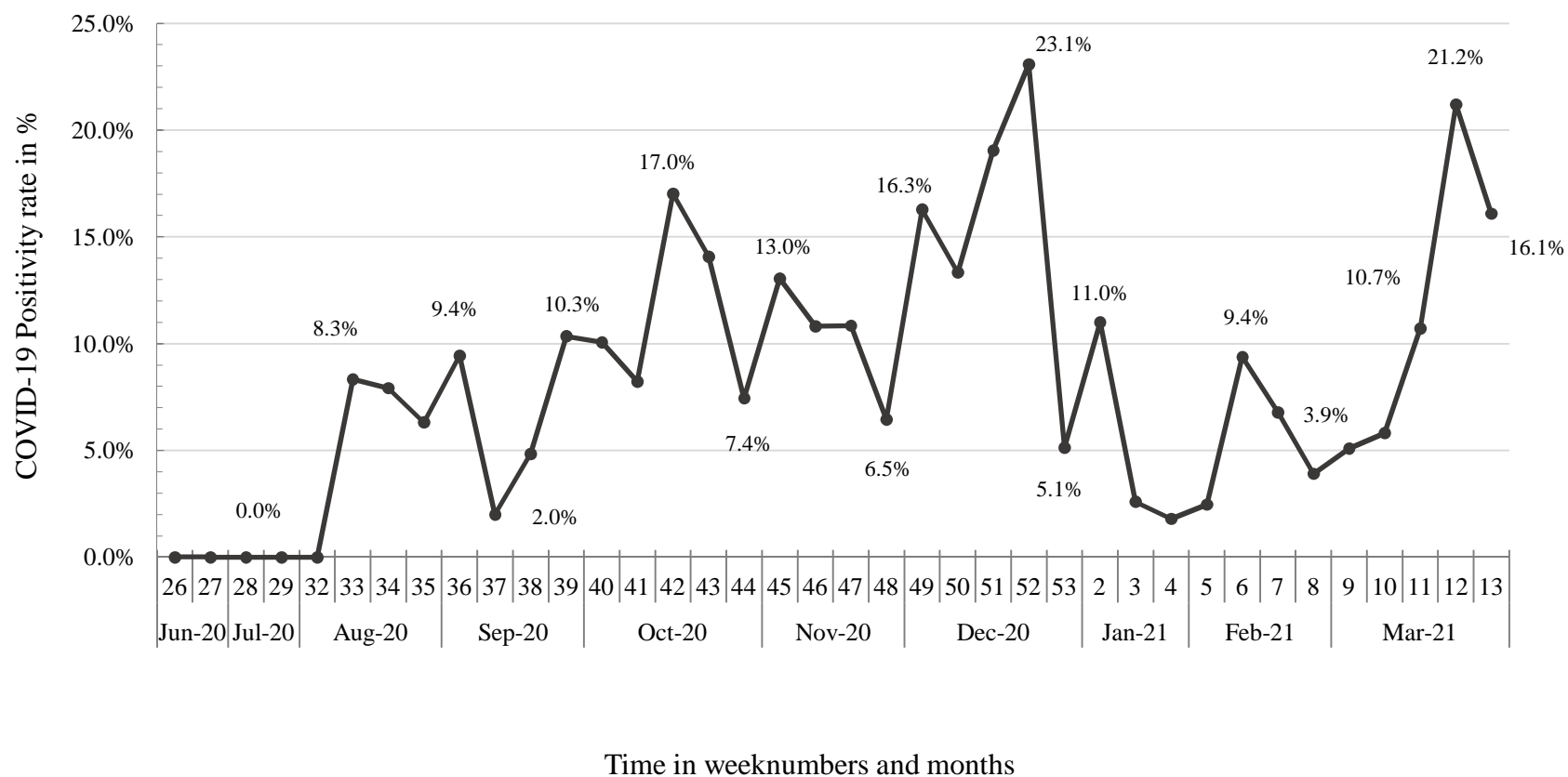


13. WHO. State of Health Financing in the Afrian Region: World Health Organization. Regional Office for Africa, 2013.
14. Chakraborty NM, Montagu D, Wanderi J, Oduor C. Who Serves the Poor? An Equity Analysis of Public and Private Providers of Family Planning and Child Health Services in Kenya. *Front Public Health* 2018; **6**: 374.
15. Basu S, Andrews J, Kishore S, Panjabi R, Stuckler D. Comparative performance of private and public healthcare systems in low- and middle-income countries: a systematic review. *PLoS Med* 2012; **9**(6): e1001244.
16. Elebesunu EE, Oke GI, Adebisi YA, Nsofor IM. COVID-19 calls for health systems strengthening in Africa: A case of Nigeria. *The International Journal of Health Planning and Management* 2021.
17. Fanzo J, Shawar YR, Shyam T, Das S, Shiffman J. Challenges to Establish Effective Public-Private Partnerships to Address Malnutrition in All Its Forms. *Int J Health Policy Manag* 2021.
18. Parker LA, Zaragoza GA, Hernández-Aguado I. Promoting population health with public-private partnerships: Where's the evidence? *BMC Public Health* 2019; **19**(1): 1438.
19. Schellekens O, Lindner ME, Lange JMA, van der Graaf J. A new paradigm for increased access to healthcare in Africa. : PharmAccess Foundation, 2007.
20. Healthcare in Africa: Public – Private Partnerships are key. 2019. <https://african.business/2019/02/economy/healthcare-in-africa-public-private-partnerships-are-key/> (accessed April 7 2021).
21. Schellekens OP, de Beer I, Lindner ME, van Vugt M, Schellekens P, Rinke de Wit TF. Innovation in Namibia: preserving private health insurance and HIV/AIDS treatment. *Health Aff (Millwood)* 2009; **28**(6): 1799-806.
22. Convergence. Case study: Medical Credit Fund (MCF), 2019.
23. PharmAccess. County Government of Kisumu signs a new partnership to establish a scheme for those who cannot afford health insurance. 2020. <https://www.pharmaccess.org/update/county-government-of-kisumu-signs-a-new-partnership-to-establish-a-scheme-for-those-who-cannot-afford-health-insurance/> (accessed April 7 2021).

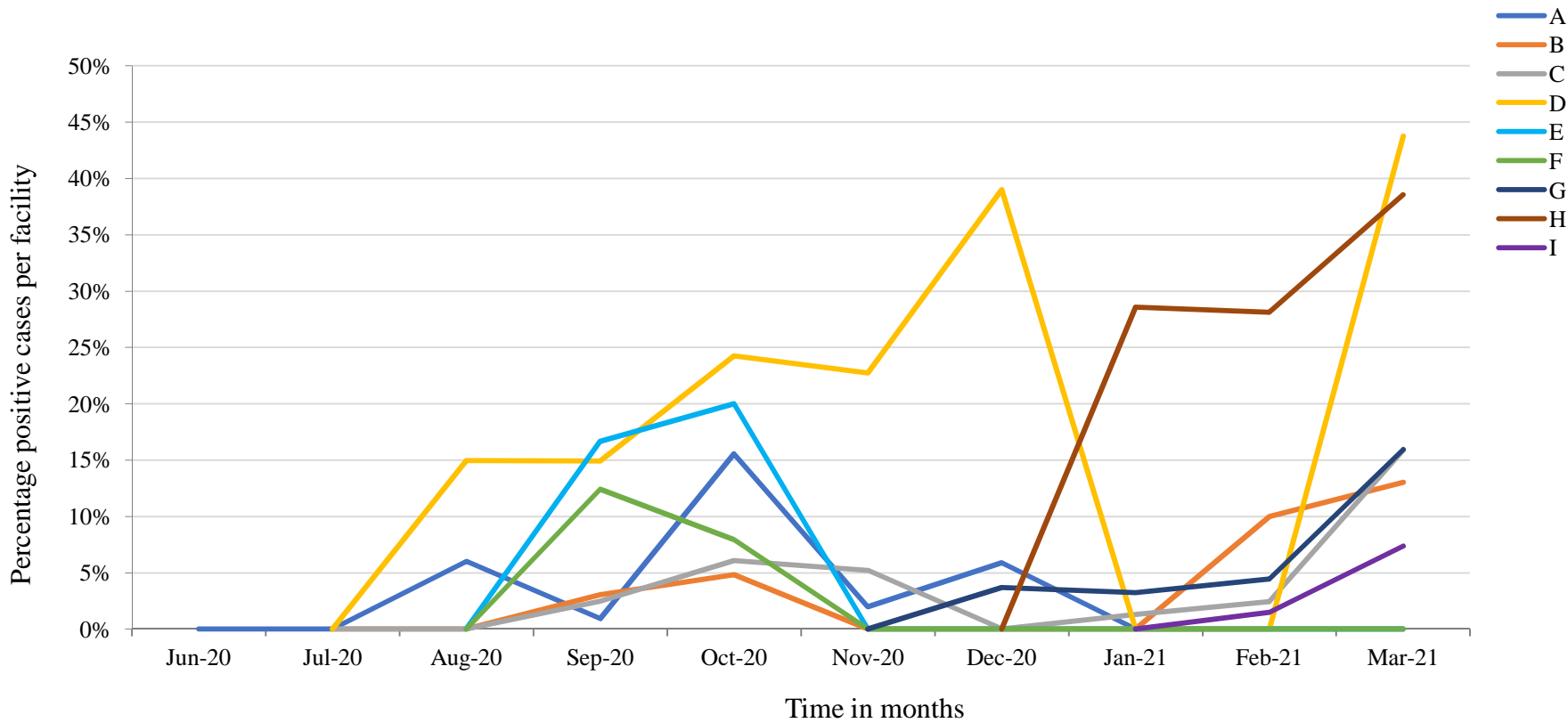
24. DoH. COVID Response Situation Report 057. Kisumu County: Department of Health & Sanitation, 2021.
25. Kenya M. Interim Guidelines on Management of COVID-19 in Kenya Ministry of Health Kenya 2020.
26. Johnson MC, Schellekens O, Stewart J, van Ostenberg P, de Wit TR, Spieker N. SafeCare: An Innovative Approach for Improving Quality Through Standards, Benchmarking, and Improvement in Low- and Middle- Income Countries. *Jt Comm J Qual Patient Saf* 2016; **42**(8): 350-71.
27. Scientific FS. F&S scientific - for all your laboratory requirements. 2021. <https://fnscientific.com/> (accessed November 23 2021).
28. Thermo Fisher Scientific, MA, USA. 2021. <https://www.thermofisher.com/nl/en/home/global/forms/life-science/sars-cov-2-mutations-variants.html?icid=WB312750> (accessed December 2 2021).
29. Onsongo S, Otieno K, Duijn Sv, et al. Field performance of NowCheck rapid antigen test for SARS-CoV-2 in Kisumu County, western Kenya. *Manuscript in progress* 2021.
30. Microsoft. Microsoft PowerBI. 2021. <https://powerbi.microsoft.com/en-us/> (accessed November 22 2021).
31. Van der Borgh S, Rinke de Wit TF, Janssens V, Schim van der Loeff MF, Rijckborst H, Lange JMA. HAART for the HIV-infected employees of large companies in Africa. *The Lancet* 2006; **368**(9534): 547-50.
32. Hill J, Kimani K, White A, et al. Daisy's Eye Cancer Fund & The Kenyan National Retinoblastoma Strategy Group. Achieving optimal cancer outcomes in East Africa through multidisciplinary partnership: a case study of the Kenyan National Retinoblastoma Strategy group. *Global Health* 2016; **12**(1): 23.
33. Hushie M. Public-non-governmental organisation partnerships for health: an exploratory study with case studies from recent Ghanaian experience. *BMC public health* 2016; **16**(1): 1-13.
34. Chakaya J, Uplekar M, Mansoer J, et al. Public-private mix for control of tuberculosis and TB-HIV in Nairobi, Kenya: outcomes, opportunities and obstacles. *The International Journal of Tuberculosis and Lung Disease* 2008; **12**(11): 1274-8.

35. Ravishankar N, Dunworth A, O’Hanlon B, Wawire S. Private capacity, public payment: private business participation in government initiatives to improve access to critical health services. *BEAM Exchange* 2016.
36. Ossen IA. COVID-19 pandemic in sub-Saharan Africa: preparedness, response, and hidden potentials. *Tropical medicine and health* 2020; **48**(1): 1-3.
37. MOH K. COVID-19 Outbreak in Kenya Daily Situation Report - 128: Ministry of Health Kenya 2020.
38. Edward-Ekpu U. Scientists are worried a second wave of Covid-19 infections is starting in Kenya and South Africa. 2020. <https://qz.com/africa/1942066/scientists-worry-second-wave-of-covid-19-in-kenya-south-africa/> (accessed August 5 2021).
39. Salyer SJ, Maeda J, Sembuche S, et al. The first and second waves of the COVID-19 pandemic in Africa: a cross-sectional study. *The Lancet* 2021; **397**(10281): 1265-75.
40. Ombajo LA, Mutono N, Sudi P, et al. EPIDEMIOLOGICAL AND CLINICAL CHARACTERISTICS OF COVID-19 PATIENTS IN KENYA. *medRxiv* 2020: 2020.11.09.20228106.
41. Arima Y, Kanou K, Arashiro T, et al. Epidemiology of Coronavirus Disease 2019 in Japan: Descriptive Findings and Lessons Learned through Surveillance during the First Three Waves. *Jma j* 2021; **4**(3): 198-206.
42. Boehmer TK, DeVies J, Caruso E, et al. Changing Age Distribution of the COVID-19 Pandemic - United States, May-August 2020. *MMWR Morb Mortal Wkly Rep* 2020; **69**(39): 1404-9.
43. Katz R, Wentworth M, Quick J, et al. Enhancing public–private cooperation in epidemic preparedness and response. *World Medical & Health Policy* 2018; **10**(4): 420-5.

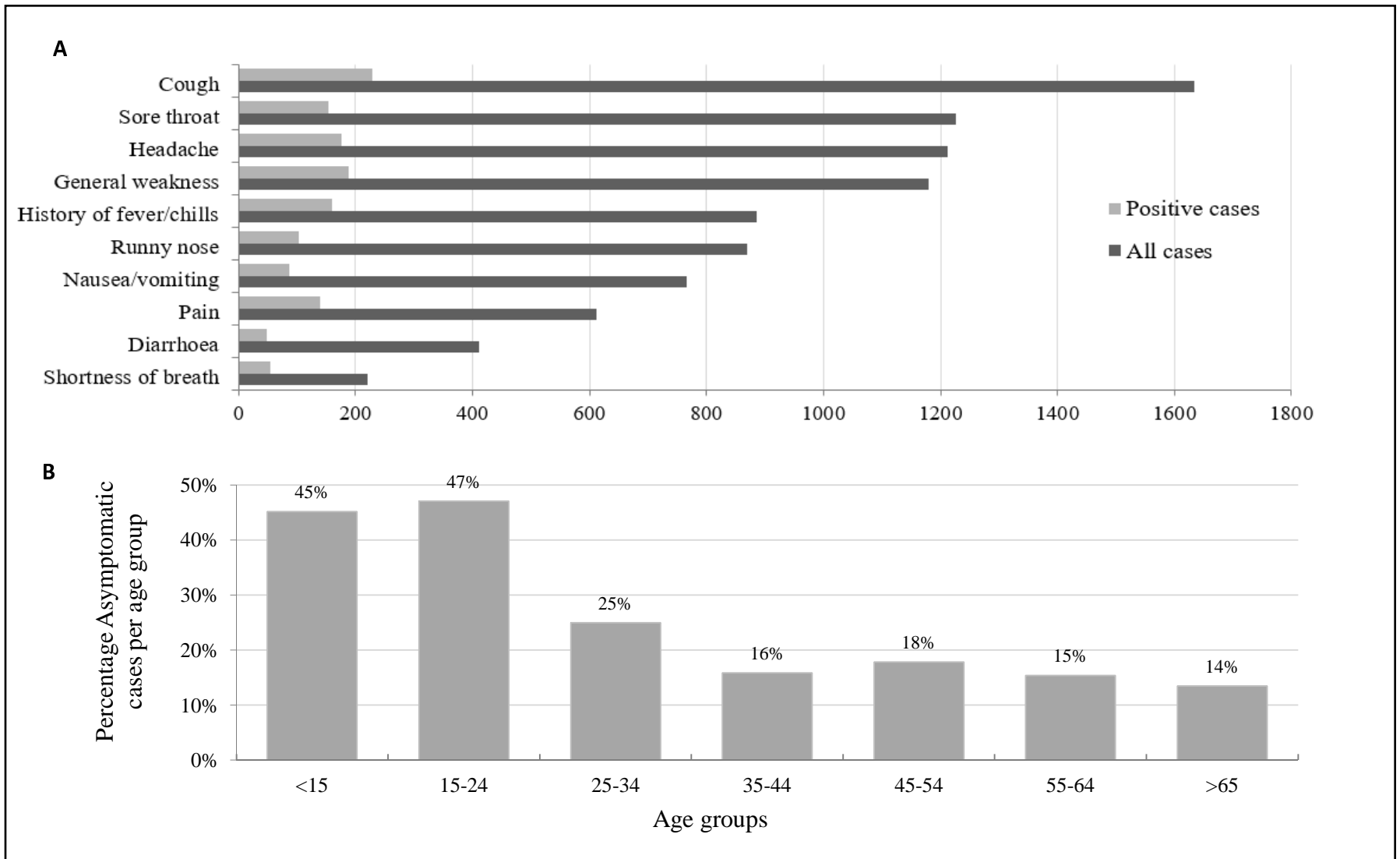
## Figures



**Figure 1.** PCR positivity rate over time in COVID-Dx project; data collected from June 2020 - March 2021.

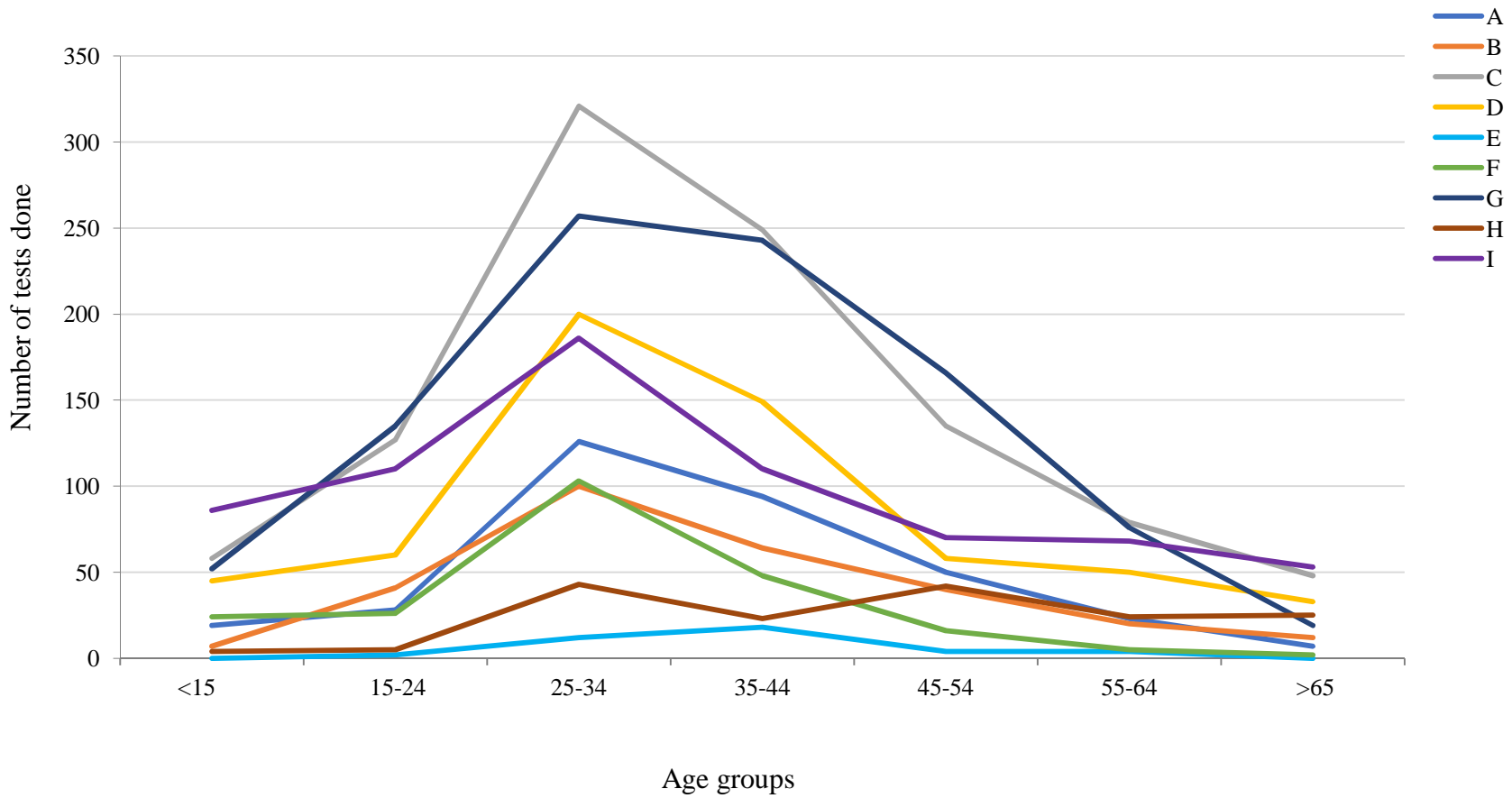


**Figure 2.** Percentage of COVID-19 cases per facility per month; data collected from June 2020 – March 2021



**Figure 3a.** Overview of most common symptoms reported during COVID-Dx project roll-out (all cases versus COVID-19 cases).

**Figure 3b.** Percentage asymptomatic COVID-19 patients per age group, data from June 2020 – March 2021



**Figure 4.** Number of SARS-CoV-2 tests done per age group per facility; data collected from June 2020 – March 2021