

Classify Refugee Status Using Common Features in EMR

Malia Morrison¹, Crista E. Johnson-Agbakwu^{2,3,4,5}, Celeste Bailey^{2,3}, Li Liu^{1,6,7,*}

¹ College of Health Solutions, Arizona State University, Phoenix, AZ, 85004, USA

² Department of Obstetrics, Gynecology and Women's Health, Valleywise Health, Phoenix, AZ, 85008, USA,

³ Creighton University School of Medicine -Phoenix Campus, Phoenix, AZ, 85008, USA

⁴ District Medical Group, Mesa, AZ, 85201, USA

⁵ Southwest Interdisciplinary Research Center, Watts College of Public Service and Community Solutions, Arizona State University, Tempe, AZ

⁶ Biodesign Institute, Arizona State University, Tempe, AZ, 85281, USA

⁷ Department of Neurology, Mayo Clinic, Scottsdale, AZ 85259, USA

* Corresponding author: Li Liu liliu@asu.edu

Keywords: refugee health, machine learning, health disparity

ABSTRACT

Objective: Automated and accurate identification of refugees in healthcare databases is a critical first step to investigate healthcare needs of this vulnerable population and improve health disparities. This study developed a machine-learning method, named refugee identification system (RIS) that uses features commonly collected in healthcare databases to classify refugees and non-refugees.

Materials and Methods: We compiled a curated data set consisting of 103 refugees and 930 non-refugees in Arizona. For each person in the curated data set, we collected age, primary language, and home address. We supplemented individual-level data with state-level refugee resettlement statistics and world language statistics, then performed feature engineering to convert primary language and home address into quantitative features. Finally, we built a random forest model to classify refugee status.

Results: Evaluated on holdout testing data, RIS achieved a high classification accuracy of 0.97, specificity of 0.98, sensitivity of 0.88, positive predictive value of 0.83, and negative predictive value of 0.99. The receiver operating characteristic curve had an area under the curve value of 0.96.

Discussion and Conclusion: RIS is an automated, accurate, generalizable, and scalable method that can be used to identify refugees in healthcare databases. It enables large-scale investigation of refugee healthcare needs and improvement of health disparities.

INTRODUCTION

According to the Immigration and Nationality Act of the United States, a refugee is a person who has fled their country due to persecution or fear of persecution and is unwilling or unable to return, due to one's race, religion, nationality, membership in a particular social group, or political opinion^[1]. In the last two decades, there have been over 1 million refugees admitted to the United States^[2]. Approximately 5% of those refugees have been resettled in the state of Arizona^[3].

Refugees often come from war-torn regions where access to healthcare is limited^[4]. They face unique physical and mental health concerns after surviving civil conflicts, gender-based violence, and other human rights atrocities, as well as protracted time in precarious refugee camp settings. Once they have been resettled in host countries, refugees continue to face further challenges accessing and navigating the healthcare system amidst language, literacy, and communication barriers alongside other social determinants of health^[5].

To analyze refugee-specific health outcomes and improve health disparities, identifying these individuals in healthcare networks is a prerequisite. Unfortunately, refugee status is not stored in electronic medical records (EMR), electronic health records (EHR), insurance claims, and other healthcare databases^[6]. Scientists have experimented automated approaches, such as searching keywords in unstructured text of EMRs^[7]. However, these approaches can identify only predefined terms and follow rigid rules that are not flexible to accommodate general settings. Consequently, practitioners still rely on manual reviews to distinguish refugees from non-refugees, which is inefficient, unscalable, and difficult to share^[8]. Intelligent computational methods that can be efficiently and effectively applied across multiple healthcare databases to identify refugees are needed urgently.

To explore features informative of refugee status in healthcare databases, we examined the EMR (Epic) system at Valleywise Health (VH) in Maricopa County, Arizona, that is the only public, teaching, safety net health care system in the state of Arizona with the mission to care for marginalized and underserved populations. We manually curated the refugee status of 1,033 individuals (103 refugees and 930 non-refugees) and found several features informative of an individual's refugee status, such as primary language, citizenship, and past visits to Refugee Clinics. However, not all these features are commonly recorded in healthcare databases at other

organizations. For example, citizenship is seldom specified, and visits to Refugee Clinics are not shared between systems. A classification model using these features will have limited applicability and generalizability at the state-level or nation-level. Meanwhile, more than 7,000 languages are spoken worldwide^[9]. Even after eliminating extremely rare languages, there remain 200 languages that are the native tongue of over 88% of the global population. Furthermore, refugee resettlement is highly dynamic with home countries varying significantly over time^[10]. Such high diversity and complexity challenge feature encoding as it is not feasible to have all languages and citizenships represented in the curated data set.

In this study, we present a novel machine-learning method, named Refugee Identification System (RIS). RIS distinguishes refugees and non-refugees using information readily available in EMR and EHR. To account for languages not represented in curated data, we innovatively used state-level refugee statistics and world language statistics as supplementary information for feature engineering. Via automated and accurate classifications, RIS helps reduce manual review effort. Accurate and efficient identification of refugees allows refugee-specific health data to be extracted, updated, and analyzed in a timely manner, ensuring this vulnerable population receives the specialized care they require. The cross-platform implementation of this method is freely available at GitHub (<https://github.com/liliulab/ris>).

MATERIALS AND METHODS

Dataset

The dataset consisted of 1,033 deidentified individuals randomly selected from the VH EMR database (Epic) who visited the VH Women's Health Center between May 2020 and December 2020. Via manual curation by team experts, we confirmed the refugee status of these individuals including 103 refugees and 930 non-refugees. The study was approved by the VH Institutional Review Board.

For each individual, we extracted primary language, home address, and age from the EMR as raw features. Because these raw features are not quantitative or exhaustive of all potential values, we performed feature engineering to: (1) convert languages into quantitative scores based on the relative frequency of which they are spoken by refugees and non-refugees, and (2) convert addresses into physical distances from residential clusters.

Feature engineering of languages

The Arizona Department of Economic Security releases an annual refugee arrival report (AZRAR) of the total number of refugees from each country who have been resettled in Arizona since 1975^[11]. To better reflect the current landscape of refugee home countries, we removed records from the AZRAR before the year 2000. A total of $N = 56,907$ refugees from 96 countries have been resettled in Arizona since 2000^[3]. For each country c , we denoted the number of refugees resettled in Arizona from that country as n_c , and computed the fraction,

$$f_c = \frac{n_c}{N} \quad (1)$$

The country with the highest fraction was Iraq ($f_c = 0.18$). Six countries tied with the lowest fraction of $f_c = 0.0$, including Djibouti, Ghana, Hungary, Latvia, Lithuania, and Poland.

We then used the CIA's World Factbook to retrieve languages spoken in each country^[12]. Given a country c , if the Factbook provided the percentage of the population speaking a given language l , we retrieved the percentage directly and denoted it as $p_{l,c}$. If the Factbook simply listed languages spoken in country c in descending order from most to least commonly spoken, we converted the ranked orders to an artificial percentage based on Roulette wheel selection probability^[13],

$$p_{l,c} = \frac{r_{l,c}}{\sum_{l \in L_c} r_{l,c}} \quad (2)$$

where $r_{l,c}$ is the language's rank within country c , and L_c is all languages spoken in country c . We then aggregated $p_{l,c}$ across all countries C to produce a weighted score s_l adjusting for country-specific refugee fraction f_c ,

$$s_l = \sum_{c \in C} p_{l,c} \cdot f_c \quad (3)$$

Lastly, we created a ranked list of languages based on s_l , in which the language with the highest s_l value received rank 1. In case of ties where multiple languages had the same weighted scores, we found their lowest ranking and assigned this ranking to all languages in the tie.

Feature engineering of home addresses

We converted all addresses into latitude and longitude coordinates using the Python GeoPy client. Via hierarchical clustering based on Euclidean distances and Ward's minimum variance linkage, we organized residential addresses into a tree structure (i.e., dendrogram) for refugees and non-refugees separately. By examining branch lengths of the dendrograms, we determined the cutoff to partition the trees into disjoint clusters (cutoff=0.2 and 0.8 for the refugee tree and the non-refugee tree, respectively). For each location cluster, we computed the centroid and its corresponding latitude and longitude coordinates. Given an individual's residential address, we calculated its distance to each of the centroids and used these distances as quantitative features.

Predictive model of refugee status

The RIS is a random forests model to classify refugees and non-refugees.

We split the curated data into a training set consisting of 723 individuals (70%) and a testing set consisting of the remaining 310 individuals (30%). For cross-validations, we further split the training set in three folds, used two folds for training and the remaining fold for validation, and repeated three times. The prevalence rate of refugees was approximately 10%, making the data set highly imbalanced. To correct this bias, we applied the Synthetic Minority Oversampling TEchnique (SMOTE) to the training data^[14]. We did not apply SMOTE to the validation and testing data, so that the model performance reflected the overabundance of the non-refugee population in real world applications.

To determine the hyperparameters of the random forest model, we performed a grid search with the configurations specified in **Table 1**.

Table 1. Configuration of grid search for optimal hyperparameters.

Hyperparameter	Min	Max	Interval
Max features	15	25	1
Min samples per leaf	10	50	5
Min samples to split	2	14	2
Number of estimators	40	200	10

For each combination of these hyperparameters, we performed 3-fold cross-validation. The combination that maximized the validation accuracy was chosen as the optimal hyperparameters. Given the optimal hyperparameters, we trained a random forests model using the entire SMOTE-

balanced training data set and evaluated the performance using the holdout unbalanced testing data set.

We performed all analyses and implemented the RIS algorithm in Python.

RESULTS

Individual characteristics

Because our data were collected from the Women's Health Center at VH, all individuals in our data set are female. The average age of the 103 refugees and 930 non-refugees in our dataset was not significantly different (29.6 vs. 28.4 years old, respectively, Student t-test $P = 0.07$, **Fig. 1A**). Most of the individuals live in the Phoenix metropolitan area, as seen in (**Fig. 1B-C**).

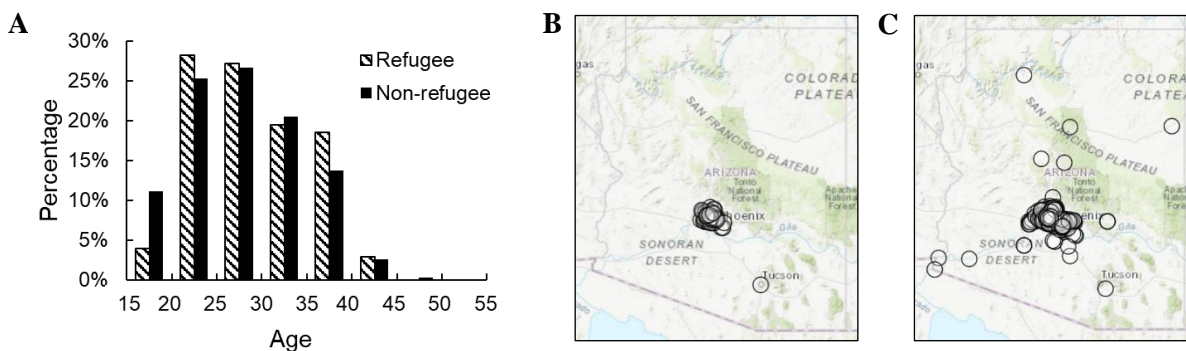


Figure 1. Characteristics of individuals in the curated data set. (A). Histograms of ages of refugees (hashed bars) and non-refugees (solid bars). (B, C) Geographic mapping of residential addresses of refugees (B) and non-refugees (C). Map of Arizona is displayed with black circles representing individual residential addresses.

Engineered language features reflect relative frequencies in refugees and non-refugees

The ranked language list derived from Arizona state-level statistics and the CIA's World Factbook contained 278 languages spoken in 96 countries. Spanish received the top ranking of 1. Thirteen languages tied and received the bottom ranking of 266, including Akyem, Asante, Boron, Dagarte, Dangme, Fante, Ga, German, Kokomba, Latvian, Lithuanian, Polish, and Silesian.

Although this list did not use individual-level information, the rankings correctly reflected language frequencies in the curated data set. Specifically, eight languages are spoken by at least 5% of the refugees in the curated data set, including Swahili, Kinyarwanda, English, Arabic,

Burmese, Kirundi, Somali, and French. Five of these languages received rankings better than 7, and the remaining three languages received rankings better than 45 (top 16 percentile, **Table 2**).

The top-ranking languages in the engineered list also included languages absent from our curated data set (**Table 2**). This accounts for languages that may be commonly spoken by refugees but not captured in our data set due to its limited size, allowing our model to accommodate unseen languages for better generalizability. For example, Kurdish (ranked 4th) is commonly spoken in Iraq, the country with the highest number of refugees resettled in Arizona since 2000^[3]. Turkmen (ranked 8th) is commonly spoken in Turkmenistan, Iran, and Afghanistan from where more than 4,000 refugees fled and resettled in Arizona since 2000.

We also observed a small number of languages present in our curated data set but not in the CIA World Factbook, such as Karen and Rohingya. To account for these undocumented languages, we assigned them a ranking of 50.

Table 2. Languages spoken by >5% of refugees in the curated data and top languages in the rank list.

	Language	Frequency in the curated data set		Ranking in the language list
		Among refugees	Among non-refugees	
Sorted by frequency in curated refugee data	Swahili	18%	0.2%	45
	Kinyarwanda	18%	0.3%	34
	English	15%	57%	7
	Arabic	10%	0.3%	2
	Burmese	8%	0.3%	3
	Kirundi	7%	0%	28
	Somali	7%	0.2%	5
	French	5%	0.2%	6
Sorted by ranking in the engineered language list	Spanish	0%	41%	1
	Arabic	10%	0.3%	2
	Burmese	8%	0.3%	3
	Kurdish	0%	0%	4
	Somali	7%	0.2%	5
	French	5%	0.2%	6
	English	15%	57%	7
	Turkmen	0%	0%	8
	Dari	3%	0.1%	9
	Lingala	0%	0%	10

Engineered location features show differences in refugee and non-refugee residential areas

Our hierarchical clustering analysis identified 11 geographic clusters of refugee addresses and 13 clusters of non-refugee addresses. Almost all refugee clusters were in the Central Phoenix metropolitan area, with only one exception in Tucson, a major refugee service site in Arizona (Fig. 2A, 2C). Contrarily, non-refugee clusters are scattered across Arizona (Fig. 2B, 2D). Although many non-refugees also live in Phoenix, the geographic clusters spread into the peripheral suburbs. These clustering patterns highlighted geographic differences between refugee and non-refugee communities.

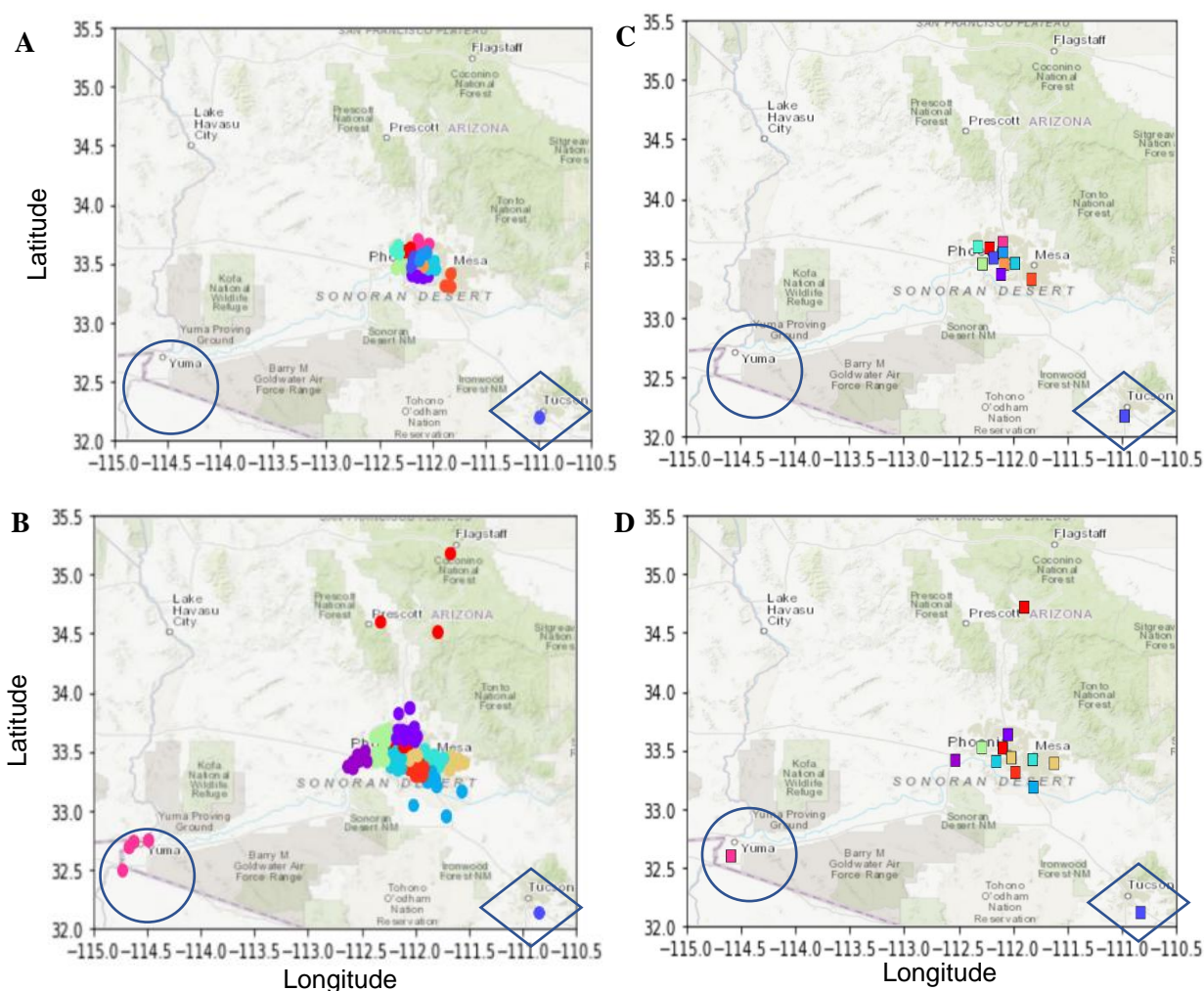


Figure 1. Clustering of residential addresses. (A, B) Geographic maps of Arizona show clusters of refugee (A) and non-refugee (B) addresses. Each colored dot represents an individual residential address. Colors indicate different clusters. Circles and diamonds mark Yuma and Tucson, respectively. (C, D) Geographic maps show centroids of clusters of refugee (C) and non-refugee (D) addresses. Each colored box represents a centroid.

The geographic patterns provided information complementary to language features. For example, both Yuma and Tucson are highly populated cities with >40% of the population speaking Spanish^[15]. However, we observed only a non-refugee cluster in Yuma, while Tucson harbored both refugee and non-refugee clusters. This is consistent with the fact that Yuma is not a refugee service site.

RIS has high classification accuracy

The random forest model took 26 input features (age, language rank, and 24 location distances). The best hyperparameters determined via the grid search included maximum features = 21, minimum samples per leaf = 40, minimum samples to split = 14, and number of estimators (trees) = 120.

The random forest model showed high classification performance. Evaluated using holdout testing data, this model achieved the overall accuracy of 0.97, specificity of 0.98, sensitivity of 0.88, positive predictive value of 0.83, and negative predictive value of 0.99. Cross-validation performance was very similar to holdout testing results (**Table 3, Fig. 3A-B**). The receiver operating characteristic (ROC) curve had an area under the curve (AUC) value of 0.96 (**Fig. 3C**).

Table 3. Model performance metrics.

Metric	Cross-Validation	Holdout Testing
Accuracy	0.97	0.97
Specificity	0.98	0.98
Sensitivity (Recall)	0.85	0.88
Positive Predictive Value (Precision)	0.83	0.83
Negative Predictive Value	0.98	0.99

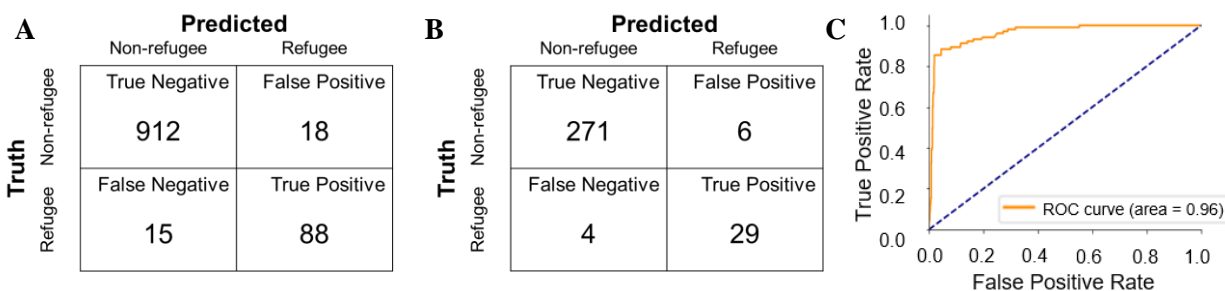


Figure 3. Model performance. (A) Confusion matrix derived from cross-validations using the training data set. (B) Confusion matrix derived from holdout testing data set. (C) ROC curve.

DISCUSSION

RIS is the first method that uses machine-learning to identify refugees, a vulnerable population suffering severe health disparities. RIS has three favorable characteristics that make it a valuable tool to create refugee registries. First, it requires only basic information of an individual (age, primary language, and residential address) that is readily available in EMR, EHR, and insurance claims. Second, it achieves a high classification accuracy of 0.97. Third, it can be easily trained using a medium-size curated data set (1,033 individuals in our study) and state-level refugee statistics. Therefore, RIS is generalizable and can be applied to a variety of healthcare databases in different states and organizations to build refugee registries. Furthermore, due to the highly dynamic resettlement programs and expanding refugee communities, frequent updates of refugee registries are needed. In these cases, RIS can be easily re-trained, allowing it to incorporate newly emerged patterns.

In the development of RIS, we performed robust feature engineering to convert two qualitative features, namely primary language and residential address, into 25 quantitative features. This process demonstrated the power of combining individual-level information with state-level and world-level summary statistics, which allowed us to account for unseen values in the limited curated data set, improving the generalizability of RIS.

RIS classifications are not 100% accurate. To better understand the errors, we examined the misclassified individuals. We found that all refugees (29) with English as their primary language were misclassified as non-refugees, which contributed to the entire set of false negative predictions. On the other hand, all false positive predictions (19) involved individuals whose primary language is not English but ranks among the top 100 in the engineered language list. These weaknesses can potentially be addressed by incorporating additional predictors to our model, such as an individual's citizenship and visits to refugee clinics. We refrained from adding these predictors because they are not commonly recorded in healthcare databases. However, we plan to build a nested model for individuals who provide such extra information.

Due to EMR access control, our curated data set consists of only adult female individuals visiting the Women's Health Center. In our future work, we will encompass other primary care fields of medicine including Family Medicine and Pediatrics, to enhance the power and utility of a refugee registry. We also plan to scale RIS to state-level refugee health data through Arizona's Medicaid

agency (Arizona Health Care Cost Containment System) and the state Department of Economic Security Refugee Resettlement Program.

CONCLUSION

Refugees face special health concerns as well as disadvantaged access to and navigation of healthcare services^[16]. RIS allows researchers, public health organizations, and healthcare practitioners to identify refugees in their databases with high accuracy and minimal manual effort. It is a critical first step to highlight refugees who are in urgent need of tailored care and support, in order to improve both their access to care and their long-term health and well-being.

REFERENCES

1. U.S. Citizenship and Immigration Services. Citizenship and Immigration Services. Refugees. 2021 May 5. Available from: <https://www.uscis.gov/humanitarian/refugees-and-asylum/refugees>
2. Bureau of Population, Refugees, and Migration. Cumulative summary of refugee admissions. Arlington (VA): Refugee Processing Center; 2021 May 31.
3. Arizona Refugee Resettlement Program (US). Refugee arrivals by nationality and FFY of resettlement. Phoenix (AZ): Arizona Department of Economic Security; 2021 Jan 15. 2 p.
4. Asgary R, Segar N. Barriers to health care access among refugee asylum seekers. *J Health Care Poor Underserved*. 2011 May;22(2):506-522.
5. Feinberg I, O'Connor MH, Owen-Smith A, Dube SR. Public health crisis in the refugee community: Little change in social determinants of health preserve health disparities. *Health Educ Res*. 2021 Feb 18;36(2):170-177.
6. Kim G, Molina US, Saadi A. Should immigration status information be included in a patient's health record?. *AMA journal of ethics*. 2019 Jan 1;21(1):8-16.
7. Wieland ML, Wu ST, Kaggal VC, Yawn BP. Tracking health disparities through natural-language processing. *American journal of public health*. 2013 Mar;103(3):448-9.

8. Chiesa V, Chiarenza A, Mosca D, Rechel B. Health records for migrants and refugees: a systematic review. *Health Policy*. 2019 Sep 1;123(9):888-900.
9. Asher RE, Moseley C, editors. *Atlas of the world's languages*. Routledge; 2018 Apr 19.
10. Kerwin D. The US refugee resettlement program—A return to first principles: How refugees help to define, strengthen, and revitalize the United States. *Journal on Migration and Human Security*. 2018 Sep;6(3):205-25.
11. Arizona Department of Economic Security. Refugee Arrivals by Nationality and FFY of Resettlement. 2021 Jul 20. Available from https://des.az.gov/sites/default/files/Refugee_Arrivals_Report.pdf
12. Central Intelligence Agency. The world factbook: Field listing – Languages. 2021 Jul 5. Available from: <https://www.cia.gov/the-world-factbook/field/languages/>
13. Lipowski A, Lipowska D. Roulette-wheel selection via stochastic acceptance. *Physica A*. 2011 Sep 16;391(6):2193-6.
14. Elreedy D, Atiya AF. A comprehensive analysis of synthetic minority oversampling technique (SMOTE) for handling class imbalance. *Inf Sci*. 2019 Dec;505:32-64.
15. City of Yuma. Yuma (AZ): City of Yuma. Demographics; 2021 Jul 5. Available from: <https://www.yumaaz.gov/government/city-administration/economic-development/demographics>
16. Khan F, Amatya B. Refugee health and rehabilitation: Challenges and response. *J Rehabil Med*. 2017 May 1;49(5):378-384.