

1 **A booster dose is immunogenic and will be needed for older adults who**
2 **have completed two doses vaccination with CoronaVac: a randomised,**
3 **double-blind, placebo-controlled, phase 1/2 clinical trial**

4

5 Minjie Li MSc.^{1*}, Juan Yang Ph.D.^{2*}, Lin Wang MSc.^{3*}, Qianhui Wu MPH², Zhiwei
6 Wu MSc.¹, Wen Zheng BSc², Lei Wang MSc.⁴, Wanying Lu BSc², Xiaowei Deng MSc²,
7 Cheng Peng BSc², Bihua Han MSc.¹, Yuliang Zhao MSc.^{1†}, Hongjie Yu M.D.
8 Ph.D.^{2,5,6†}, Weidong Yin MBA^{7†}

9

10 **Affiliations**

- 11 1. Hebei Center for Disease Control and Prevention, Shijiazhuang, China
- 12 2. School of Public Health, Fudan University, Key Laboratory of Public Health
13 Safety, Ministry of Education, Shanghai, China
- 14 3. R&D Department, Sinovac Life Sciences Co., Ltd., Beijing, China.
- 15 4. Department of Clinical Research, Sinovac Biotech Co., Ltd., Beijing, China
- 16 5. Shanghai Institute of Infectious Disease and Biosecurity, Fudan University,
17 Shanghai, China
- 18 6. Department of Infectious Diseases, Huashan Hospital, Fudan University,
19 Shanghai, China
- 20 7. General Manager's Office. Sinovac Biotech Co., Ltd., Beijing, China.

21

22 * These authors contributed equally.

23 † These authors contribute equally to the correspondence and are listed as the
24 corresponding authors.

25

26 **Corresponding to** Yuliang Zhao, Hebei Center for Disease Control and

27 Prevention, Shijiazhuang 050021, China, Email: Yuliang_zh1@163.com; Hongjie

28 Yu, School of Public Health, Fudan University, Key Laboratory of Public Health

29 Safety, Ministry of Education, Shanghai 200032, China, Email: yhj@fudan.edu.cn;

30 Weidong Yin, Sinovac Biotech Co., Ltd., Beijing 100085, China. Email:

31 yinwd@sinovac.com.

32 Word (abstract) :350

33 Word (main text): 3394

34 **Abstract**

35 **Importance:** Whether herd immunity through mass vaccination is sufficient to
36 curb SARS-CoV-2 transmission requires an understanding of the duration of
37 vaccine-induced immunity, and the necessity and timing of booster doses.

38 **Objective:** To evaluate immune persistence of two priming doses of CoronaVac,
39 and immunogenicity and safety of a third dose in healthy adults ≥ 60 years.

40 **Design, setting, and participants:** We conducted a vaccine booster study built
41 on a single-center, randomized, double-blind phase 1/2 trial of the two-dose
42 schedule of CoronaVac among healthy adults ≥ 60 years in Hebei, China. We
43 examined neutralizing antibody titres six months or more after the second dose
44 in all participants. We provided a third dose to 303 participants recruited in
45 phase 2 trial to assess their immune responses.

46 **Interventions:** Two formulations (3 μg , and 6 μg) were used in phase 1 trial, and
47 an additional formulation of 1.5 μg was used in phase 2 trial. All participants
48 were given two doses 28 days apart and followed up 6 months after the second
49 dose. Participants in phase 2 received a third dose 8 months after the second
50 dose.

51 **Main outcomes and measures:** Geometric mean titres (GMT) of neutralizing
52 antibodies to live SARS-CoV-2 and adverse events were assessed at multiple time
53 points following vaccination.

54 **Results:** Neutralizing antibody titres dropped below the seropositive cutoff of 8
55 at 6 months after the primary vaccination in all vaccine groups in the phase 1/2

56 trial. A third dose given 8 months or more after the second dose significantly
57 increased neutralizing antibody levels. In the 3 µg group (the licensed
58 formulation), GMT increased to 305 [95%CI 215.3-432.0] on day 7 following the
59 third dose, an approximately 7-fold increase compared with the GMT 28 days
60 after the second dose. All solicited adverse reactions reported within 28 days
61 after a booster dose were of grade 1 or 2 severity.

62 **Conclusion and relevance:** Neutralizing antibody titres declined substantially
63 six months after two doses of CoronaVac among older adults. A booster dose
64 rapidly induces robust immune responses. This evidence could help
65 policymakers determine the necessity and the timing of a booster dose for older
66 adults.

67 **Trial registration:** ClinicalTrials.gov (NCT04383574).

68 **Introduction**

69 Twenty COVID-19 vaccines (including inactivated, protein subunit, adenovirus
70 vectored, and mRNA vaccines) are authorized globally, and widespread
71 vaccination programmes are being implemented in over 200 countries/regions¹.
72 As of August 2, 4.18 billion doses of COVID-19 vaccines have been administered,
73 with the highest coverage levels in Iceland (75% of the population fully
74 vaccinated), United Arab Emirates (>70%), Israel (>60%), the United Kingdom
75 and Spain (>50%), and the USA (nearly 50%)². However, even with vaccination
76 efforts in full force, a theoretical threshold for halting the spread of SARS-CoV-2
77 is uncertain and depends on factors such as how long vaccine-induced immunity
78 lasts, and whether boosters are necessary³.

79

80 As vaccination campaigns gain speed, these pressing questions on
81 vaccine-induced immune persistence and necessity of boosters become a focus of
82 attention^{4,5}. For the Moderna mRNA-1273 vaccine, vaccine-induced neutralizing
83 antibody declined slightly but remained detectable in all participants 180 days
84 after the second dose^{6,7}. For Pfizer BNT162b2 and AstraZeneca ChAdOx1
85 nCoV-19 vaccines, antibody levels declined by 55% and 84% between 21–41
86 days and 70 days or more after the second dose⁸.

87

88 We previously reported results of our phase 2 clinical trial of CoronaVac, an
89 inactivated vaccine against COVID-19 developed and produced by Sinovac Life

90 Sciences, Beijing, China. That study showed that among 18–59-year-old subjects,
91 neutralizing antibody titres declined to low levels 6 months after the second dose
92 and a third dose was well tolerated and highly effective at recalling a
93 SARS-CoV-2-specific immune response⁹. Here we report immune persistence of
94 two priming doses of CoronaVac, and immunogenicity and safety of the third
95 dose in healthy elderly adults aged 60 years or above, an age group at higher risk
96 of severe illness and death from SARS-CoV-2 infection than young adults^{10,11}.

97

98 **Methods**

99 ***Study design and participants***

100 Our study is a vaccine booster study built on a single-center, randomized,
101 double-blind phase 1/2 trial of CoronaVac which was initiated in Hebei, China on
102 May 22, 2020, among healthy elderly adults aged 60 years or above. The design
103 and main outcomes of the phase 1/2 trial have been published previously¹². In
104 summary, in phase I study, a dose escalation with two formulations, 3 µg (per 0.5
105 mL of aluminum hydroxide diluent) and 6 µg per dose, were assessed for the
106 safety and tolerability. In phase 2, an additional formulation of 1.5 µg per dose
107 was added together with two previous formulations, compared with placebo, to
108 further assess the safety, tolerability, and immunogenicity. All participants in
109 phase 1/2 trials were given two doses of CoronaVac 28 days apart.

110

111 Our vaccine booster study built on this phase 1/2 study comprised two parts. In

112 the first part, we assess the immune persistence by examining the antibody titres
113 at the 6-month visit after the second dose among participants recruited in the
114 clinical trial phase 1/2. In the second part, we provided a third dose to
115 participants recruited in the clinical trial phase 2 who completed 6-month follow
116 up after the second dose.

117

118 Written informed consent was obtained from each participant before the third
119 dose in the second part of the study. The clinical trial protocol and informed
120 consent form were approved by the Ethics Committee of Hebei CDC
121 (IRB2020-006).

122

123 ***Randomization and masking***

124 In phase 1, 72 participants were recruited and randomly allocated (1:1:1) to
125 either a 3 µg, 6 µg, or placebo (aluminum hydroxide solution) group. In phase 2,
126 350 participants were randomly assigned (2:2:2:1) to either a 1.5 µg, 3 µg, 6 µg,
127 or placebo group. Randomization codes for phases 1 and 2 were generated using
128 block randomization and SAS software version 9.4; codes were assigned
129 sequentially to participants. Study vaccine and placebo were identical in
130 appearance. Details in the process of randomization and assignment were
131 described previously¹². All participants, investigators, and laboratory personnel
132 were blind to study group assignment.

133

134 ***Procedures***

135 Vaccines (Vero-cell, inactivated CN02 strain of SARS-CoV-2, with an aluminum
136 hydroxide adjuvant) of 1.5 µg, 3 µg, or 6 µg dosages or placebo were in prefilled
137 syringes; appropriate vaccines or placebos were administered by intramuscular
138 injection into deltoid muscles of subjects. Vaccination procedures for the first
139 two doses have been described previously¹². Additional exclusion criteria for the
140 third dose are shown in Appendix 1.

141

142 Blood specimens were collected on day 0, 28, 56, and 208 post the first dose from
143 participants in the study part 1 to evaluate 6-month immune persistence of the
144 two-priming doses. Blood specimens were collected 7 or 14 days after the third
145 dose among half of participants in the study part 2, and 28 days after a third dose
146 among all participants in the study part 2. The objective of this timing was to
147 evaluate rapidity of increase in neutralizing antibody titres after a third dose. The
148 timing of each visit for assessment of immunogenicity and safety is shown in
149 Appendix 2. Neutralizing antibody titres to live SARS-CoV-2 (virus strain
150 SARS-CoV-2/human/CHN/CN1/2020, GenBank number MT407649.1) were
151 quantified using a micro cytopathogenic effect assay, with laboratory assays
152 previously described¹².

153

154 The immunogenicity was assessed by the geometric mean titre (GMT) and
155 seropositivity rate of neutralizing antibodies to live SARS-CoV-2 on day 180 after

156 two-dose primary vaccination, and on days 7, 14, and 28 after the third dose. The
157 positive cutoff titre for neutralizing antibodies to live SARS-CoV-2 was set to 1/8
158 in our study same as the value used in the previously published study¹².

159

160 Safety of the third dose was assessed using the same method as for the first two
161 doses¹². For the first 7 days after the third dose, participants were required to
162 record injection site adverse events (e.g., pain, swelling, or redness) and systemic
163 adverse events (e.g., allergic reaction, cough, or fever) on diary cards. Between
164 days 8 and 28, safety data were collected through spontaneous recording and
165 reporting of adverse events by participants. Serious adverse events reported
166 were collected until 6 months after the second dose for both phase 1 and 2 trials.
167 Reported adverse events were graded according to China National Medical
168 Products Administration guidelines¹³. Causal relations between adverse events
169 and vaccination were assessed by the investigators.

170

171 **Outcomes**

172 Results of safety and immunogenicity until 28 days after the first two doses have
173 been published¹². The immunogenicity endpoint was the geometric mean titre
174 (GMT) and seropositivity rate of neutralizing antibodies to live SARS-CoV-2 on
175 day 180 after two-dose primary vaccination, and on days 7, 14, and 28 after the
176 third dose. The positive cutoff titre for neutralizing antibodies to live SARS-CoV-2
177 was 1/8.

178

179 The safety endpoints included any vaccine-related adverse event (adverse
180 reaction) within 28 days after administration of the third dose of vaccine or
181 placebo in phase 2 trial, and serious adverse events from immunization till 6
182 months after two doses in both phase 1&2 trials.

183

184 ***Statistical analysis***

185 We assessed immunogenicity endpoints in the per-protocol population
186 (descriptions in Appendix 3), which included all participants who completed
187 their assigned vaccinations, had antibody results available, and did not violate
188 the trial protocol. In phase 1, we assessed immunogenicity 6 months after the
189 second dose in an immune persistence set. In phase 2, the immunogenicity
190 before administration of the third dose was assessed in a full analysis set, which
191 included all participants who received the third dose. Immunogenicity of the
192 third dose was assessed in the per-protocol population according to the protocol
193 of each visit. We assessed serious safety events for 6 months after two doses in a
194 safety population data set that included all participants who received at least one
195 dose of vaccine or placebo. Safety assessment for the third dose was performed
196 in a safety population data set of all subjects who received a third dose.

197

198 As stated in previous publication¹², we did not determine the sample sizes on the
199 basis of a statistical power calculation. Instead, we followed the requirements of

200 the China National Medical Products Administration and Chinese Technical
201 Guidelines for Clinical Trials of Vaccines—that is, recruitment of at least 20–30
202 participants in phase 1, and 300 participants in phase 2.

203

204 We used the Pearson χ^2 test or Fisher’s exact test for analyses of categorical
205 outcomes. We calculated 95% CIs for categorical outcomes using the
206 Clopper-Pearson method. We calculated GMTs and corresponding 95% CIs using
207 standard normal distributions of log-transformations of antibody titres. We used
208 ANOVA to compare log-transformed antibody titres. T-test comparisons between
209 groups were performed when comparisons among all groups showed any
210 significant difference. Hypothesis testing was two-sided, and we considered p
211 values less than 0.05 to be significant. We used R version 4.0.2 for all analyses.

212

213 An independent data monitoring committee consisting of one independent
214 statistician, one clinician, and one epidemiologist was established before
215 commencement of the study. Safety data were assessed and reviewed by the
216 committee as the study proceeded.

217

218 **Results**

219 ***Participants***

220 Between May 22, 2020 to April 22, 2021, 68 out of 72 participants being
221 randomized finished the 6-month follow up and included in our part 1 immune

222 persistence analysis with 21 in the 3 µg group, 23 in the 6 µg group, and 24 in the
223 placebo group. In the part 2 of our study, 303 out of 350 participants being
224 randomized received the third dose at 8 months or more after the second dose,
225 with 85 in the 1.5 µg group, 90 in the 3 µg, 81 in the 3 µg group, and 47 in the
226 placebo group (Figure 1). The mean age of participants received a third dose was
227 approximately 67 years and characteristics of participants were similar between
228 groups as described in Table 1.

229

230 ***Immunogenicity persistence***

231 At baseline, with an exception of 1 of 100 (1.00%) participants in the 6 µg group
232 in the clinical trial phase 2, no participants had detectable neutralizing
233 antibodies. In the placebo group, 1 of 24 (4.17%) participants had detectable
234 neutralizing antibodies in phase,1 and 1 of 47 (2.13%) participants had
235 neutralizing antibodies above seropositive cutoff (titre: 12) in phase 2 at six
236 months after the second dose; while 1 of 43 (2.33%) participants had detectable
237 neutralizing antibodies in phase 2 on day 28 after the third dose (Table S1-S2).

238

239 Neutralizing antibody titres declined to below the seropositive cutoff 6 months
240 after two priming doses, and insignificant differences in GMT were observed
241 between vaccine groups in phase 2. GMTs were 3.1 [95% CI 2.7-3.6], 3.4 [95% CI
242 2.9-4.1], and 4.1 [95% CI 3.3-5.1] separately in the 1.5 µg, 3 µg, and 6 µg vaccine
243 groups, corresponding to seropositivity decreases from over 90% on day 28 after

244 the second dose to 11.76% [95%CI 5.79%-20.57%], 17.78% [95%CI
245 10.52%-27.26%], and 21.52% [95%CI 13.06%-32.20%] (Figure 2, Table S1) at
246 six months. Patterns were consistent in all phase vaccine 1 groups (Table S2).

247

248 ***Immunogenicity of the third dose***

249 A third dose given 8 months after the second dose significantly increased
250 neutralizing antibody levels on day 7 post the third dose in all vaccine groups. In
251 the 3 µg group (the licensed formulation), GMTs increased from 3.4 [95%CI
252 2.9-4.1] six months after the second dose to 305.0 [95%CI 215.3-432.0] on day 7
253 post the third dose (p<0.001). The GMTs continued to increase on day 14 and on
254 28 after the third dose, but the differences between day 14/28 and day 7 after
255 the third dose were not statically significant. The GMTs on day 7 after the third
256 dose were approximately 7-fold greater than that on day 28 after the second dose
257 (Figure 2, Table S1). All subjects in the 3 µg group were seropositive after their
258 third doses. No differences in neutralization antibodies level between age groups
259 (60-64 years, 65-69 years, 70 years and older) were observed in age-specific
260 analyses (Figure S1).

261

262 Similar patterns of GMTs after third doses were observed for the 1.5 µg group
263 and the 6 µg group. Compared to the 3 µg group on day 28 after the third dose,
264 GMTs in the 6 µg group (437.7 [95%CI 353.8-541.6]) were consistent in direction,
265 but significantly higher than that observed in the 1.5 µg group (184.6 [95%CI

266 142.8-238.5]]. On days 7, 14, and 28 after the third dose, the mean seropositivity
267 rates in the 1.5 µg group ranged from 97.5%-100%, and were 100% in the 3µg
268 and 6 µg groups (Figure 2, Table S1).

269

270 ***Reactogenicity and safety***

271 Severity grades of solicited local and systemic adverse reactions reported within
272 28 days after the third dose were grade 1 or grade 2 in all vaccination groups in
273 the study part 2. Incidences of adverse reactions after the third dose were 4.71%
274 (4/85), 5.56% (5/90), 6.17% (5/81), and 4.26% (2/47) for the 1.5 µg, 3 µg, 6 µg,
275 and placebo groups, respectively, with no significant difference between groups
276 ($p < 0.05$) (Table 3, Table S2). The most commonly reported reaction was
277 injection-site pain (Table 3).

278

279 In addition of serious adverse events reported in the previous period¹², a total of
280 17 serious adverse events occurred in 15 participants until 6 months after the
281 second dose in phase 1/2 trials, including two deaths (one death from
282 cholangiocarcinoma occurred in the 1.5 µg group, one death from hypertensive
283 heart disease occurred in the 6 µg group). From initiation of the third dose until
284 28 days later in the phase 2 trial, 5 serious adverse events among 4 participants
285 were reported. Non-fatal serious adverse events are detailed in Table S3-S4. None
286 of the serious adverse events were considered by the investigators to be related
287 to vaccination, and no prespecified trial-halting rules were met. Safety

288 monitoring will continue for 1 year after administration of the third vaccine dose
289 in the phase 2 trial.

290

291 **Discussion**

292 To our knowledge, this is the first paper to report the duration of the immune
293 response following two-dose CoronaVac schedules and the immunogenicity of a
294 booster dose among adults 60 years or older. We found that neutralizing
295 antibody titres dropped below a seropositive cutoff of 8 by 6 months after
296 two-dose, 28-day interval CoronaVac scheduled vaccination. A third dose, given 8
297 months after the second dose rapidly and markedly increased neutralizing
298 antibody titres. In the study group that used the licensed dose amount (3 µg),
299 GMTs increased to 305 on the seventh day after vaccination - approximately
300 7-fold greater than on day 28 after the second dose. We believe that the rapid and
301 strong response is evidence of induction of immune memory by the first two
302 doses of CoronaVac. We found no safety concerns with a booster dose in these
303 older adults, and the reactogenicity of the vaccine was indistinguishable from the
304 reactogenicity of an aluminum hydroxide placebo.

305

306 We found that neutralizing antibodies titres dropped below the seropositive
307 cutoff of 8 in over 70% of participants (nearly 90% in the 1.5 µg group) 6 months
308 after primary vaccination. However, we were unable to determine the timing of a
309 change from seropositive to seronegative since we collected no blood specimens

310 between 28 days and 6 months after the second dose. Knowledge of the kinetics
311 of neutralizing antibodies after primary vaccination is useful for determining the
312 optimal timing of a booster dose. Modeling waning of neutralizing antibodies
313 titres, potentially with the use of pooled data from phase 1/2 trials in both older
314 adults and younger adults,⁹ could shed light on booster dose timing. However, the
315 lack of an agreed-upon correlation of protection challenges definitive modelling.
316

317 Given the current state of knowledge, it is not possible to know whether there is
318 some degree of protection against COVID-19 after neutralizing antibodies decay
319 to below the seropositive cutoff. In addition to adaptive immune response, innate
320 immune response plays an important role in protection against COVID-19. It was
321 shown that a second dose of the Pfizer-BioNTech vaccine, BNT162b2, stimulates
322 a strikingly enhanced innate immune response¹⁴. Khoury and colleagues¹⁵ found
323 that the neutralization level required for protection from severe infection was
324 significantly lower than that for detectable infection. In other words, protection
325 from severe infection was predicted to persist longer than protection against
326 mild infection.

327

328 After a booster dose, GMTs in the 3 µg group were identical to the 6 µg group but
329 higher than the 1.5 µg group. The 3 µg formulation has been approved for
330 emergency use in children 3-17 years of age, and for conditional use in
331 individuals 18 years of age or older in China¹⁶; it is also the formulation that has

332 been included in the World Health Organization's (WHO) emergency use listing¹⁷.

333 Our study supported it as a booster dose to older adults.

334

335 During the first three months of mass vaccination in Chile, a two-dose schedule
336 of 3 µg CoronaVac showed good effectiveness against COVID-19, i.e., having a
337 vaccine effectiveness of 66.6% against symptomatic infection, 85.3% against
338 hospitalization, 89.2% against ICU admission, and 86.5% against death among a
339 population aged 60 years or older, with no significant differences in effectiveness
340 between elderly and younger adults¹⁸.

341

342 In our micro cytopathogenic effect assay, we conducted back titrations to confirm
343 that the amount of virus used in each batch of laboratory tests was within the
344 range of 32-320 TCID₅₀/50 µl. Each batch of laboratory tests was performed
345 with specimens collected in phase 1/2 trials separately in adults aged 60 years or
346 above and in adults younger than 60 years⁹. All tests were done by the National
347 Institute for Food and Drug Control, the laboratory arm of China's vaccine
348 regulatory authority¹². The back titration titre was 55 for the elderly adult group,
349 and 247 for the younger adult group, both in an acceptable range. However, the
350 lower back titration titre indicates a lower amount of virus in the elderly adult
351 group, which may lead to higher neutralizing antibody titres. Accordingly, the
352 higher GMT from a booster dose of CoronaVac in the elderly adults than what we
353 observed in adults younger than 60 years of age⁹ does not necessarily provide

354 evidence of better immunogenicity of a booster dose in elderly adults than

355 younger adults; the difference should be interpreted with caution.

356

357 The global shortage of COVID-19 vaccine requires wise policy recommendations

358 on how best to use available doses to achieve the greatest public health benefit.

359 Last December, the Joint Committee on Vaccination and Immunisation (JCVI) in

360 the United Kingdom, based on characteristics of their licensed vaccines and

361 epidemic situation, recommended that as many people on the JCVI priority list as

362 possible should be offered a first vaccine dose as an initial priority, even though

363 vaccine efficacy is better after a second dose is administered¹⁹. In contrast, when

364 using CoronaVac, we suggest ensuring that older adults complete the current

365 two-dose schedule, as this would maximize the impact of the vaccine programme

366 in its primary aim of reducing mortality and hospitalizations and protecting

367 medical institutions. Timing of a booster dose should account for the local

368 epidemic situation, risk of infection, vaccine supply, and other relevant factors.

369

370 The incidence of adverse reactions after the third dose was consistently low

371 (around 5%) across all vaccine groups and the placebo group, indicating that a

372 third dose was well-tolerated. Although no major safety concern was identified

373 during our trial, adverse reactions are important to monitor in large-scale clinical

374 trials and during post-marketing periods.

375

376 Our study has limitations. First, we only reported immune response data for
377 healthy older adults, and did not include individuals who have underlying
378 medical conditions. The populations are more likely to have co-morbidities
379 placing them at higher risk of severe clinical outcomes. Second, we had only three
380 participants 80 years of age or older, making it not possible to determine
381 immunogenicity results for this age group. Two doses of BNT162b2 induced
382 smaller neutralizing responses in vaccinees over 80 years of age than younger
383 groups,^{20,21} but our study cannot provide evidence one way or the other. Third,
384 high neutralizing titres are important for protection against novel circulating
385 SARS-CoV-2 variants conferring immune escape²². We did not perform
386 neutralization testing in vitro against variants to determine the neutralization
387 ability of the vaccine to emerging variants of concern. Fourth, a long-term
388 follow-up of our phase 2 trial will be needed to determine a satisfactory duration
389 of immunity induced by the booster dose.

390

391 **Conclusion**

392 Our study found that a two-dose schedule using the licensed dose amount of
393 CoronaVac effectively primes the immune system in adults aged 60 years or older.
394 Although neutralizing antibody titres decreased to low levels 6 months after the
395 second dose, we showed that a third dose given eight months after the second
396 dose rapidly induces a potent immune response. Our results - coupled with
397 additional evidence of vaccine efficacy/effectiveness, epidemic situation, risk of

398 infection, and vaccine supply - can help policymakers optimize the timing of a
399 booster dose of CoronaVac for the greatest public health impact.

400 **Declarations**

401 **Competing interests**

402 H.Y. has received research funding from Sanofi Pasteur, GlaxoSmithKline, Yichang
403 HEC Changjiang Pharmaceutical Company, and Shanghai Roche Pharmaceutical
404 Company. None of those research funding is related to development of COVID-19
405 vaccines. L.W. and Y.W. were the employees of Sinovac Biotech Ltd., L.W. was an
406 employee of Sinovac Life Sciences Co., Ltd. All other authors report no competing
407 interests.

408

409 **Funding**

410 The study was supported by grants from National Key Research and
411 Development Program (2020YFC0849600), Beijing Science and Technology
412 Program (Z201100005420023), and National Science Fund for Distinguished
413 Young Scholars (81525023).

414

415 **Acknowledgements**

416 We thanked Dr. Lance Rodewald from Chinese Center for Disease Control and
417 Prevention for his kind comments on this paper.

418

419 **Figure Legends**

420 **Figure 1. Study Profile**

421 *Participants received the third dose in phase 2 trial; blood samples were taken
422 on day 7 or day 14 (1:1) after the third dose according to randomization code.
423 Blood specimens were obtained on all subjects on day 28 after the third dose.

424

425 **Figure 2. Level of neutralizing antibodies to live SARS-CoV-2 in the phase 2**
426 **trial.**

427 A: 1.5 µg group; B: 3 µg group; C: 6 µg group. Data are represented as reciprocal
428 neutralizing antibody titres regarding the time after the first dose in the
429 per-protocol population. Numbers above the bars show the Geometric Mean
430 Titre (GMT), and the error bars indicate 95% CIs. Statistical differences were
431 assessed by t-tests on log-transformed data. * $p < 0.05$, ** $p < 0.005$, *** $p < 0.0005$,
432 **** $p < 0.0001$. †No significant differences in neutralization titres were observed
433 on days 293, 297 and 312 in the same vaccine group.

434 **Table 1. Baseline demographic characteristics for individuals who received**
 435 **the third dose in the phase 2 trial**

	1.5 µg group (n=85)	3 µg group (n=90)	6 µg group (n=81)	Placebo group (n=47)	<i>P</i> value
Age, years					0.735
Mean (SD)	66.3 (4.4)	66.4 (4.4)	66.3 (4.4)	67.1 (4.7)	
60-64	33 (39%)	35 (39%)	31 (38%)	16 (34%)	
65-69	32 (38%)	29 (32%)	33 (41%)	15 (32%)	
≥70*	20 (24%)	26 (29%)	17 (21%)	16 (34%)	
Sex					0.633
Male	41 (48%)	44 (49%)	37 (46%)	27 (57%)	
Female	44 (52%)	46 (51%)	44 (54%)	20 (43%)	
BMI, kg/m ²					0.341
Mean (SD)	25.6 (3.3)	25.8 (3.6)	25.5 (3.2)	24.7 (3.4)	

436 *The oldest participants were 80 years old, including one subject in the 6 µg group, and two
 437 subjects in the placebo group.

438

439 **Table 2. Incidence of adverse reactions within 28 days after the third dose**
 440 **in the phase 2 trial**

Adverse Reactions (System organ class, preferred term)	1.5 µg group (N=85)	3 µg group (N=90)	6 µg group (N=81)	Placebo group (N=47)	Total (N=303)	p value*
Any adverse reaction						
Grade 1	3(3.53)	3(3.33)	3(3.70)	2(4.26)	11(3.63)	1.0000
Grade 2	1(1.18)	2(2.22)	2(2.47)	1(2.13)	6(1.98)	0.9468
Systemic diseases and injection site adverse reactions						
Grade 1	1(1.18)	2(2.22)	2(2.47)	1(2.13)	6(1.98)	0.9468
Grade 2	0(0.00)	2(2.22)	0(0.00)	1(2.13)	3(0.99)	0.2402
Injection site pain						
Grade 1	1(1.18)	2(2.22)	2(2.47)	1(2.13)	6(1.98)	0.9468
Fatigue						
Grade 2	0(0.00)	1(1.11)	0(0.00)	1(2.13)	2(0.66)	0.5230
Injection site erythema						
Grade 2	0(0.00)	1(1.11)	0(0.00)	0(0.00)	1(0.33)	1.0000
Respiratory, thoracic and mediastinal disorders						
Grade 1	1(1.18)	0(0.00)	1(1.23)	1(2.13)	3(0.99)	0.5672
Grade 2	0(0.00)	0(0.00)	1(1.23)	0(0.00)	1(0.33)	0.4224
Cough						
Grade 1	1(1.18)	0(0.00)	0(0.00)	1(2.13)	2(0.66)	0.3430
Grade 2	0(0.00)	0(0.00)	1(1.23)	0(0.00)	1(0.33)	0.4224
Rhinorrhea						
Grade 1	0(0.00)	0(0.00)	1(1.23)	0(0.00)	1(0.33)	0.4224
Nervous system disorders						
Grade 1	1(1.18)	1(1.11)	1(1.23)	0(0.00)	3(0.99)	1.0000
Dizziness						
Grade 1	1(1.18)	1(1.11)	0(0.00)	0(0.00)	2(0.66)	1.0000
Headache						
Grade 1	0(0.00)	0(0.00)	1(1.23)	0(0.00)	1(0.33)	0.4224
Gastrointestinal disorders						
Grade 1	1(1.18)	1(1.11)	0(0.00)	0(0.00)	2(0.66)	1.0000
Nausea						
Grade 1	1(1.18)	1(1.11)	0(0.00)	0(0.00)	2(0.66)	1.0000
Musculoskeletal and connective tissue disorders						
Grade 2	1(1.18)	0(0.00)	0(0.00)	0(0.00)	1(0.33)	0.7030
Muscle pain						

Grade 2	1(1.18)	0(0.00)	0(0.00)	0(0.00)	1(0.33)	0.7030
Skin and subcutaneous tissue disorders						
Grade 2	0(0.00)	0(0.00)	1(1.23)	0(0.00)	1(0.33)	0.4224
Rash						
Grade 2	0(0.00)	0(0.00)	1(1.23)	0(0.00)	1(0.33)	0.4224

441 Data are n (%), representing the total number of participants who had adverse reactions (i.e.,
 442 adverse events related to vaccination). *For differences across all groups.
 443

444 **References**

- 445 1. COVID-19 Vaccine Market Dashboard.
- 446 <https://www.unicef.org/supply/covid-19-vaccine-market-dashboard> Accessed 21 July 2021.
- 447 2. Our world in Data. <https://ourworldindata.org/covid-vaccinations> Accessed 26 July 2021.
- 448 3. Ashwanden C. Five reasons why COVID herd immunity is probably impossible. *Nature*
- 449 2021; **591**(7851): 520-2.
- 450 4. ACIP meeting. Overview of data to inform recommendations for booster doses of
- 451 COVID-19 vaccines.
- 452 [https://www.cdc.gov/vaccines/acip/meetings/downloads/slides-2021-06/06-COVID-Oliver-508.](https://www.cdc.gov/vaccines/acip/meetings/downloads/slides-2021-06/06-COVID-Oliver-508.pdf)
- 453 [pdf](https://www.cdc.gov/vaccines/acip/meetings/downloads/slides-2021-06/06-COVID-Oliver-508.pdf) Accessed on July 23 2021.
- 454 5. Center for Infectious Disease Research and Policy. Pfizer, FDA meet to discuss
- 455 COVID-19 booster.
- 456 [https://www.cidrap.umn.edu/news-perspective/2021/07/pfizer-fda-meet-discuss-covid-19-booster.](https://www.cidrap.umn.edu/news-perspective/2021/07/pfizer-fda-meet-discuss-covid-19-booster)
- 457 [ster](https://www.cidrap.umn.edu/news-perspective/2021/07/pfizer-fda-meet-discuss-covid-19-booster). Accessed on July 24 2021.
- 458 6. Doria-Rose N, Suthar MS, Makowski M, et al. Antibody Persistence through 6 Months
- 459 after the Second Dose of mRNA-1273 Vaccine for Covid-19. *New England Journal of Medicine*
- 460 2021.
- 461 7. Widge AT, Roupael NG, Jackson LA, et al. Durability of responses after SARS-CoV-2
- 462 mRNA-1273 vaccination. *New England Journal of Medicine* 2021; **384**(1).
- 463 8. Shrotri M, Navaratnam AMD, Nguyen V, et al. Spike-antibody waning after second dose
- 464 of BNT162b2 or ChAdOx1. *Lancet (London, England)* 2021.
- 465 9. Pan H, Wu Q, Zeng G, et al. Immunogenicity and safety of a third dose, and immune

- 466 persistence of CoronaVac vaccine in healthy adults aged 18-59 years: interim results from a
467 double-blind, randomized, placebo-controlled phase 2 clinical trial. *medRxiv* 2021:
468 2021.07.23.21261026.
- 469 10. Deng X, Yang J, Wang W, et al. Case Fatality Risk of the First Pandemic Wave of
470 Coronavirus Disease 2019 (COVID-19) in China. *Clin Infect Dis* 2021; **73**(1): e79-e85.
- 471 11. Yang J, Chen X, Deng X, et al. Disease burden and clinical severity of the first pandemic
472 wave of COVID-19 in Wuhan, China. *Nature communications* 2020; **11**(1): 5411.
- 473 12. Wu Z, Hu Y, Xu M, et al. Safety, tolerability, and immunogenicity of an inactivated
474 SARS-CoV-2 vaccine (CoronaVac) in healthy adults aged 60 years and older: a randomised,
475 double-blind, placebo-controlled, phase 1/2 clinical trial. *The Lancet Infectious Diseases* 2021.
- 476 13. China National Medical Products Administration. Guidelines for grading standards of
477 adverse events in clinical trials of preventive vaccines. 2019.
478 <https://www.nmpa.gov.cn/xxgk/ggtg/qtggtg/20191231111901460.html> (accessed 20 July
479 2021).
- 480 14. Arunachalam PS, Scott MKD, Hagan T, et al. Systems vaccinology of the BNT162b2
481 mRNA vaccine in humans. *Nature* 2021.
- 482 15. Khoury DS, Cromer D, Reynaldi A, et al. Neutralizing antibody levels are highly predictive
483 of immune protection from symptomatic SARS-CoV-2 infection. *Nat Med* 2021; **27**(7):
484 1205-11.
- 485 16. China Food and Drug Administration. Conditional use approval for CoronaVac.
486 <https://www.nmpagovcn/yaopin/ypjgdt/20210206154636109html>. Accessed July 24 2021.
- 487 17. Kreamsner P, Mann P, Bosch J, et al. Phase 1 Assessment of the Safety and

488 Immunogenicity of an mRNA- Lipid Nanoparticle Vaccine Candidate Against SARS-CoV-2 in

489 Human Volunteers. *medRxiv*2020: 2020.11.09.20228551.

490 18. Jara A, Undurraga EA, González C, et al. Effectiveness of an Inactivated SARS-CoV-2

491 Vaccine in Chile. *New England Journal of Medicine* 2021.

492 19. UK Department of Health and Social Care. Statement from the UK Chief Medical Officers

493 on the prioritisation of first doses of COVID-19 vaccines.

494 <https://www.gov.uk/government/news/statement-from-the-uk-chief-medical-officers-on-the-pri>

495 [oritisation-of-first-doses-of-covid-19-vaccines](https://www.gov.uk/government/news/statement-from-the-uk-chief-medical-officers-on-the-prioritisation-of-first-doses-of-covid-19-vaccines) Accessed July 24 2021.

496 20. Collier DA, Ferreira I, Kotagiri P, et al. Age-related immune response heterogeneity to

497 SARS-CoV-2 vaccine BNT162b2. *Nature* 2021.

498 21. Müller L, Andrée M, Moskorz W, et al. Age-dependent immune response to the

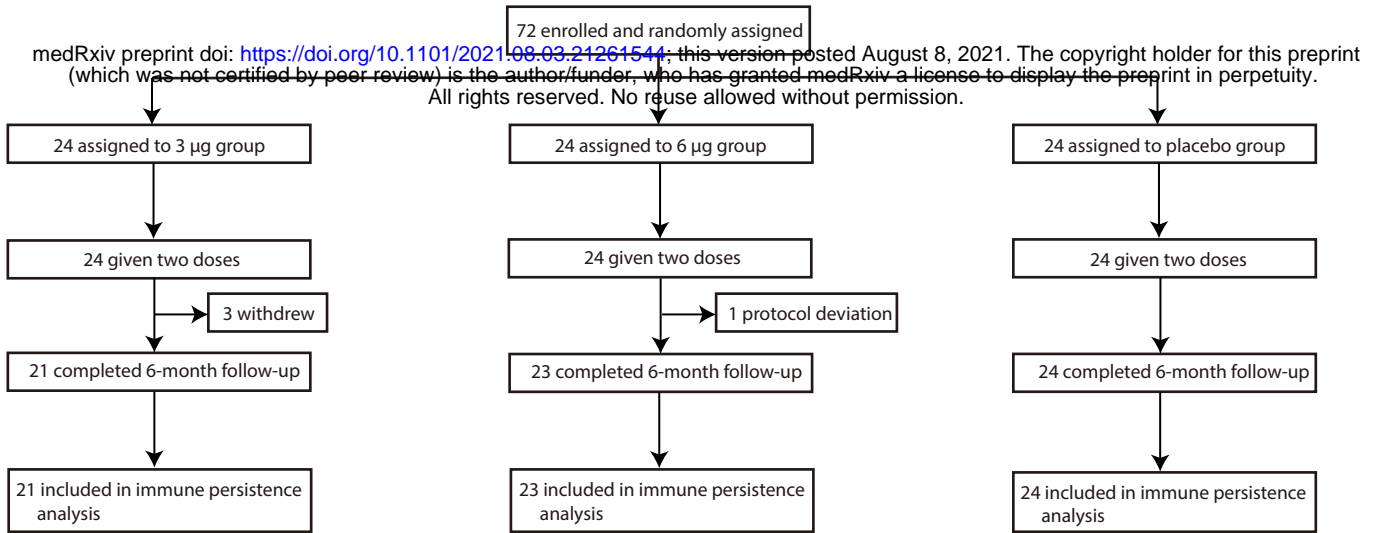
499 Biontech/Pfizer BNT162b2 COVID-19 vaccination. *Clin Infect Dis* 2021.

500 22. Wu K, Choi A, Koch M, et al. Preliminary Analysis of Safety and Immunogenicity of a

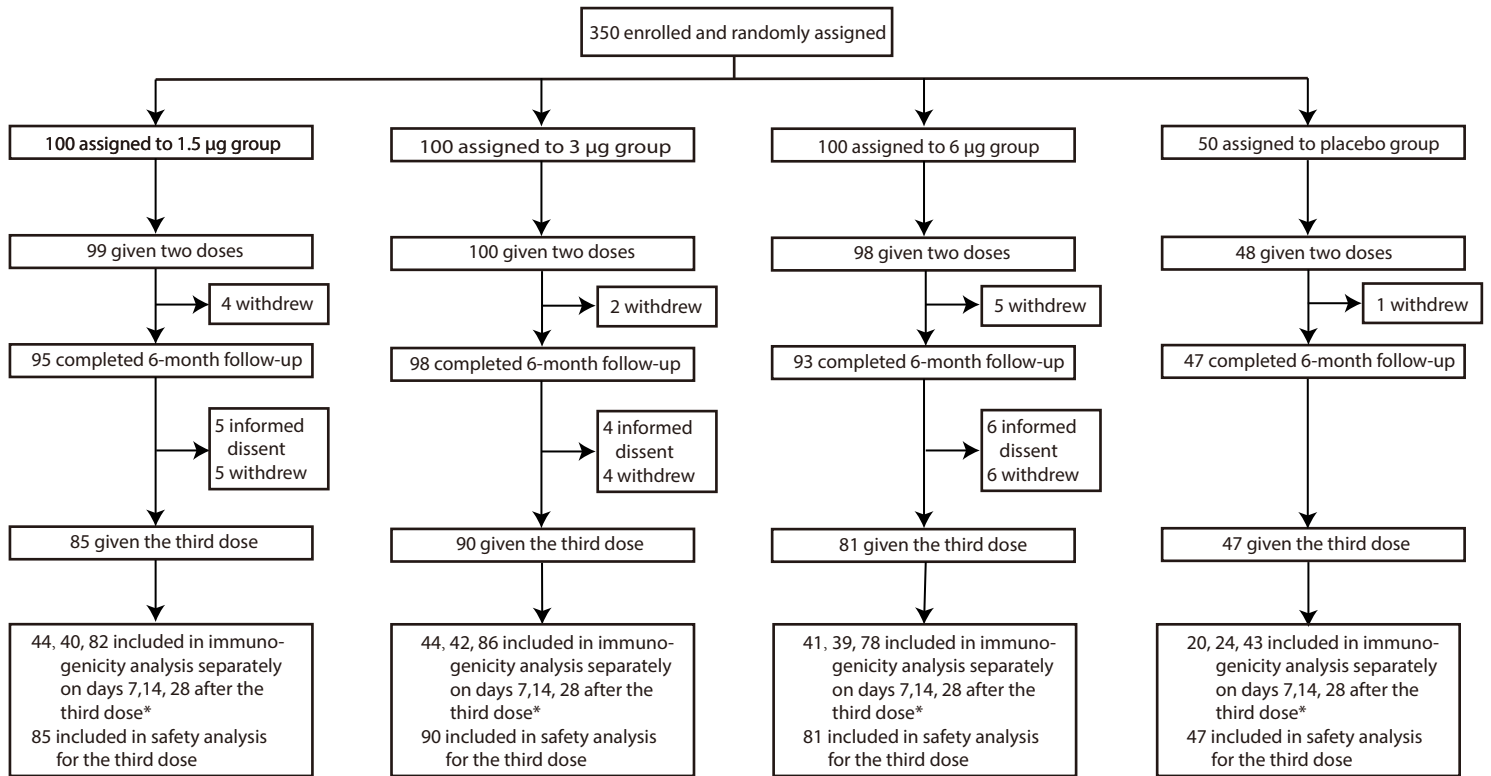
501 SARS-CoV-2 Variant Vaccine Booster. *medRxiv*; 2021.

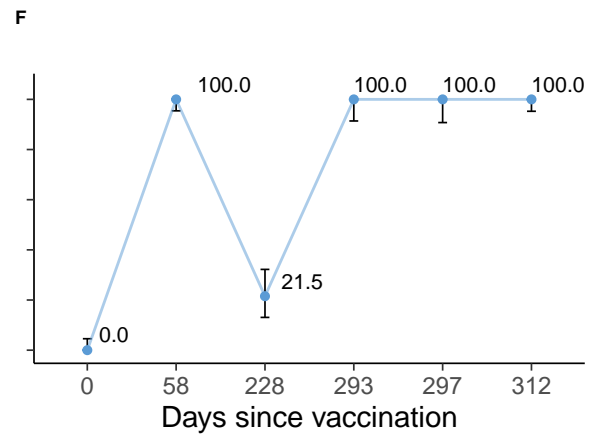
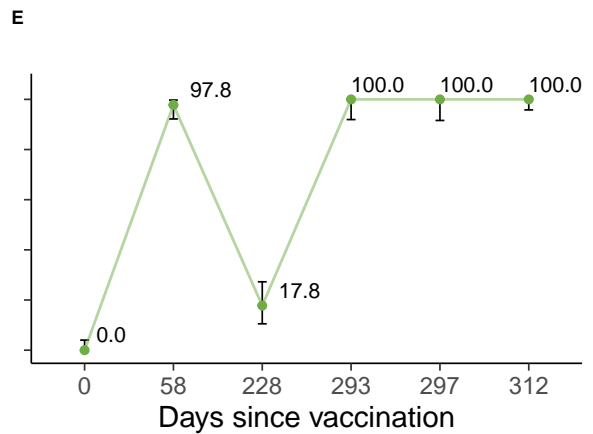
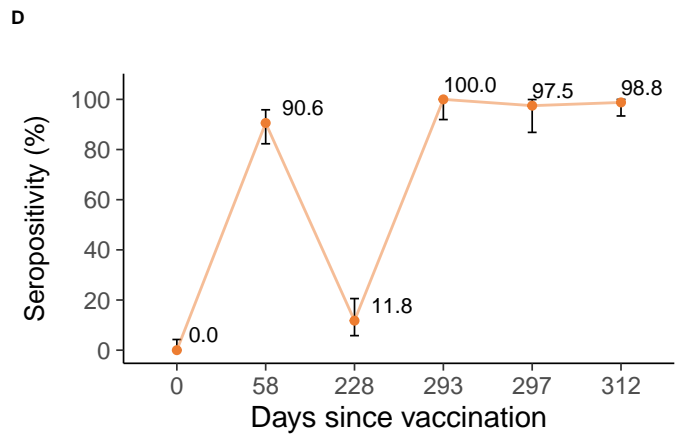
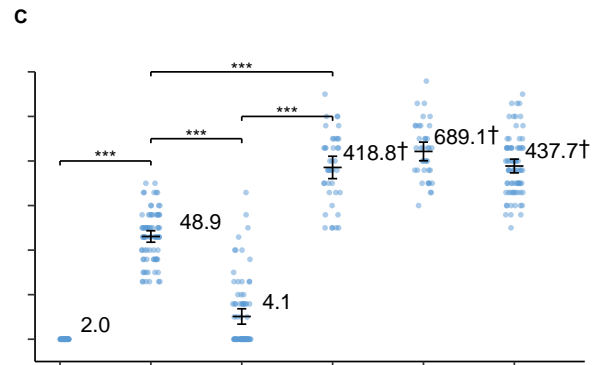
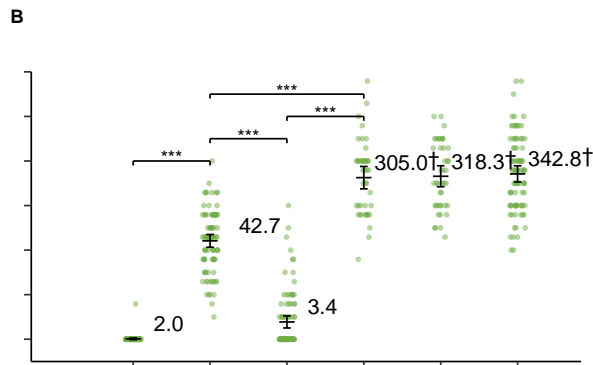
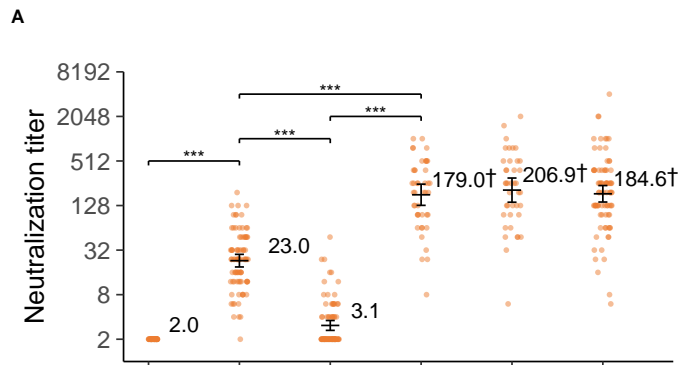
502

A. Phase 1



B. Phase 2





● 1.5 µg ● 3 µg ● 6 µg