

The Effect of Increasing Women's Autonomy on Primary and Repeated Caesarean Sections in Brazil

Victor Hugo De Oliveira¹

Ines Lee²

Climent Quintana-Domeque^{3*}

¹ Instituto de Pesquisa e Estratégia Econômica do Ceará (IPECE), Brazil.

² University of Cambridge, Faculty of Economics, United Kingdom.

³ University of Exeter, Business School, Department of Economics, United Kingdom; GLO; HCEO; and IZA.

* Corresponding author:

Email: c.quintana-domeque@exeter.ac.uk

Abstract

Caesarean section (C-section) rates continue to rise globally. Yet, there is little consensus about the key determinants of rising C-section rates and the sources of variation in C-section rates across the world. While C-sections can save lives when medically justified, unnecessary surgical procedures can be harmful for women and babies. We show that a state-wide law passed in São Paulo (Brazil), which increased women's autonomy to choose to deliver via C-sections even when not medically necessary, is associated with a 3% increase in overall C-section rates. This association was driven by a 5% increase in primary C-sections, rather than repeated C-sections. These findings are notable given the already high C-section rate in Brazil (>55%) and given the likelihood of primary C-section leading to future births being delivered via C-section.

Introduction

The percentage of babies born via Caesarean section (C-section, CS) has increased dramatically in recent decades. While CS can be life-saving when medically justified, recent evidence suggests that CS rates up to and above 10-19% are not associated with decreases in neonatal or maternal mortality rates.^{1,2} CS rates vary widely across countries, from 1.4% in Chad to over 55% in Brazil³, yet there is little consensus about the key determinants of CS over vaginal births.⁴ We investigate the impact of a state-wide law on overall, primary, and repeated CS rates. Law 17,137 was passed on August 23, 2019 in São Paulo (Brazil) and gives pregnant women from the 39th week of gestation the autonomy to choose to deliver via CS, even if this procedure is not medically necessary.

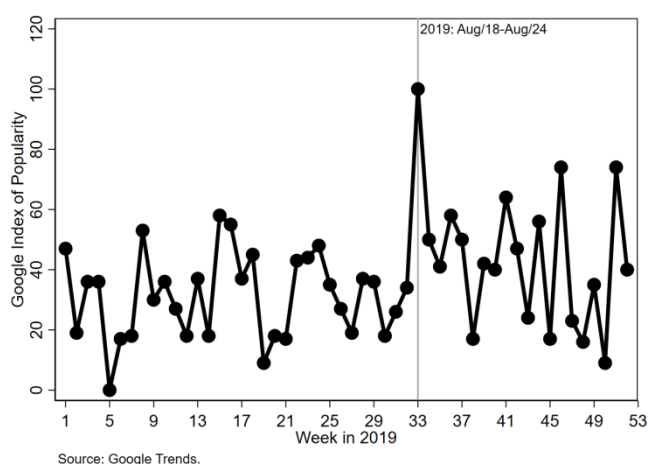
Context

Law 17,137 was passed on 23 August 2019 in the state of São Paulo, Brazil.⁵ Motivated by the Federal Council of Medicine's resolution to promote women's autonomy with regards to deliveries, the law gives pregnant women from the 39th week of gestation the autonomy to choose to deliver via caesarean section even if this procedure is not clinically necessary. The law outlines the follow clauses:

1. The pregnant woman has the right to an elective caesarean section, and must be respected in her autonomy.
2. The elective caesarean section will only be performed in pregnant women in the 39th week of gestation or above, after being made aware and informed about the benefits of normal delivery and the risks of successive caesarean sections.
3. The pregnant woman who chooses to have her child by normal delivery, presenting clinical conditions for this, must also be respected in her autonomy. The right to analgesia is guaranteed.
4. In the event that the pregnant woman's option for caesarean delivery is not observed, the doctor will be obliged to record the reasons in the medical record.
5. In maternity wards and hospitals, a plaque with the following words will be affixed: "It is the right of the pregnant to choose a caesarean section, from the thirty-ninth week of gestation."
6. The doctor can always, in disagreement with the option made by the pregnant woman, refer her to another professional.
7. Expenses, arising from the implementation of this law, will be borne by own budget allocations, supplemented if necessary.

Data from Google Trends indicate awareness of this law at the time of its announcement. Figure 1 shows that the index of popularity of the term “Parto Cesárea” (Caesarean section) in São Paulo doubled in the week of August 19 to 24 compared to the previous week, consistent with the timing of media attention on this law and the publication of the law in São Paulo’s official gazette on August 24.

Figure 1. Google trends of the term “Parto Cesárea” (Caesarean section) in São Paulo



Methods

This study uses all recorded live births (8 730 318) in Brazil from January 1, 2017 to December 31, 2019. Our main outcomes of interest are the number of overall, primary, and repeated CS per 100 live births in each state at a bimonthly frequency (27 states, 18 periods, n=486). Overall CS were identified by a variable denoting the type of birth (vaginal or CS). Among those delivering by CS, primary (no previous) and repeated (previous) CS were

identified by a variable denoting the previous number of CS. Hence, for a given period of two months, the number of live births is divided into vaginal and CS. Among those delivered by CS, we distinguish between primary and repeated CS.

We use the synthetic control method⁶⁻⁸ to assess the effect of Law 17,137 on overall, primary, and repeated CS rates. We compare the bimonthly evolution of CS rates in São Paulo to a weighted average of bimonthly CS rates among remaining Brazilian states (synthetic counterpart), where the weights are chosen to match the trajectory of outcomes in São Paulo in the pre-law period. To construct the synthetic São Paulo, we match on the respective outcome (overall, primary, or repeated CS) for 15 bimonthly periods prior to the implementation of the law (Jan-Feb 2017 to May-June 2019)⁹ with a validation period (July-August 2019). The synthetic São Paulo consists of a selected sample of remaining states for which the Root Mean Square Prediction Error is no more than five times that of São Paulo.

The estimated effect of the law is the difference between CS rates in São Paulo and its synthetic counterpart after the passage of the law (August 2019). Inference was conducted by comparing the estimated effect of the law in São Paulo with the distribution of estimated effects for selected remaining states where the law was not implemented using 2-sided p-values and $p < 0.05$. We conduct permutation tests under the hypothesis that in the absence of the law the estimated effect of the law in São Paulo is not expected to be large relative to the distribution of estimated effects for selected remaining states.

The 2-sided p-value corresponding to this test is:^{10,11}

$$p = \Pr(|\hat{\alpha}_{1t}^{PL}| \geq |\hat{\alpha}_{1t}|) = \frac{\sum_{j \neq 1} 1(|\hat{a}_{jt}| \geq |\hat{\alpha}_{1t}|)}{J},$$

where $\hat{\alpha}_{1t}$ is the estimated effect for São Paulo in a particular post-law period t (e.g., September-October 2019), j is the j th selected remaining state, $\hat{\alpha}_{1t}^{PL} = \{\hat{a}_{jt}; j \neq 1\}$ is the

distribution of corresponding estimated effects for any of the selected remaining states in the same period t , and J is the number of selected remaining states. Note that if there are no selected remaining states that have an estimated effect greater than the estimate for São Paulo, then $\sum_{j \neq 1} 1(|\hat{a}_{jt}| \geq |\hat{a}_{1t}|) = 0$ and the p-value is equal to zero.

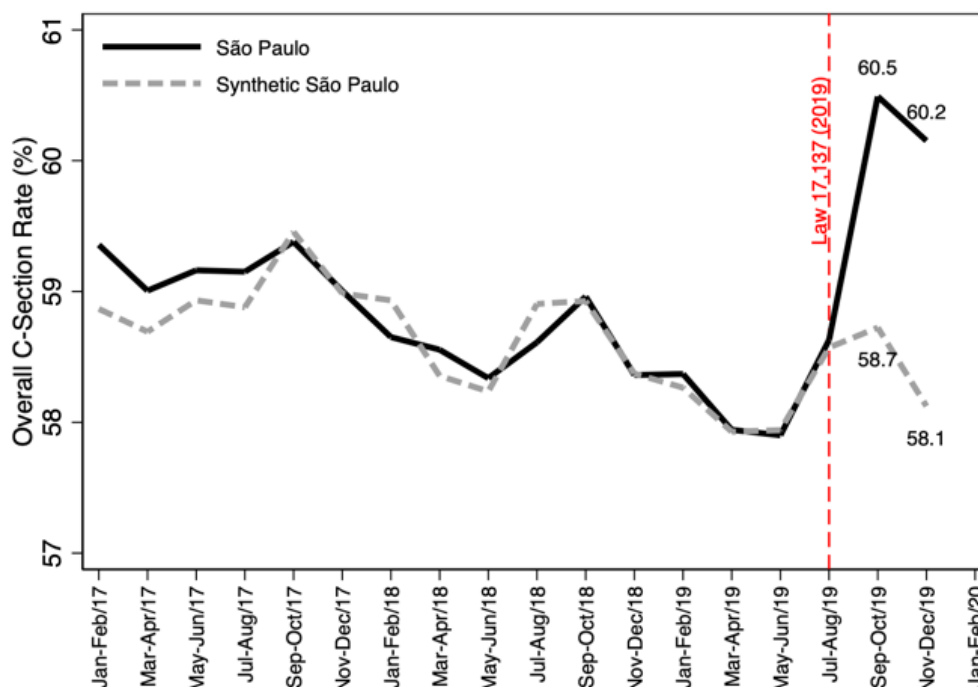
Under random assignment of the law, the p-values from this permutation test have the same interpretation as in a classical randomization test. Under non-random assignment of the law, which is more likely in our setting, p-values can be interpreted as the proportion of selected remaining states that have an estimated effect at least as large as that of São Paulo. Analyses were conducted with Stata statistical software version 16.1 using the *Synth_Runner* package.¹⁰

Results

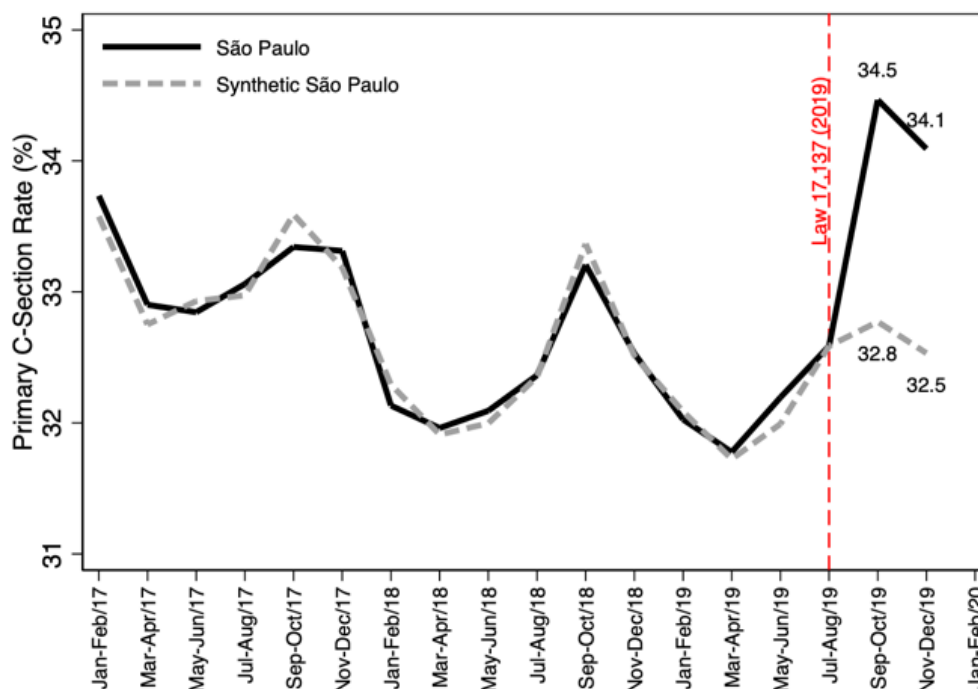
Figure 2 displays the overall (A), primary (B), and repeated (C) CS rate in São Paulo and its synthetic counterpart between 2017 and 2019. The evolution of CS rates in synthetic São Paulo closely tracks the trajectory of CS rates in São Paulo for the pre-law period (January 2017-July 2019). The passage of the Law was associated with an increase in the overall and primary CS rates in São Paulo of 3.0% ($p < 0.001$) and 5.2% ($p < 0.001$) in September-October 2019, and of 3.5% ($p < 0.001$) and 4.8% ($p < 0.001$) in November-December 2019. In contrast, there was no associated change in repeated CS rates in São Paulo either in September-October 2019 (0.0%, $p = 0.706$) or in November-December 2019 (0.0%, $p = 0.941$).

Figure 2. Overall, Primary, and Repeated C-section rates in São Paulo compared to synthetic São Paulo.

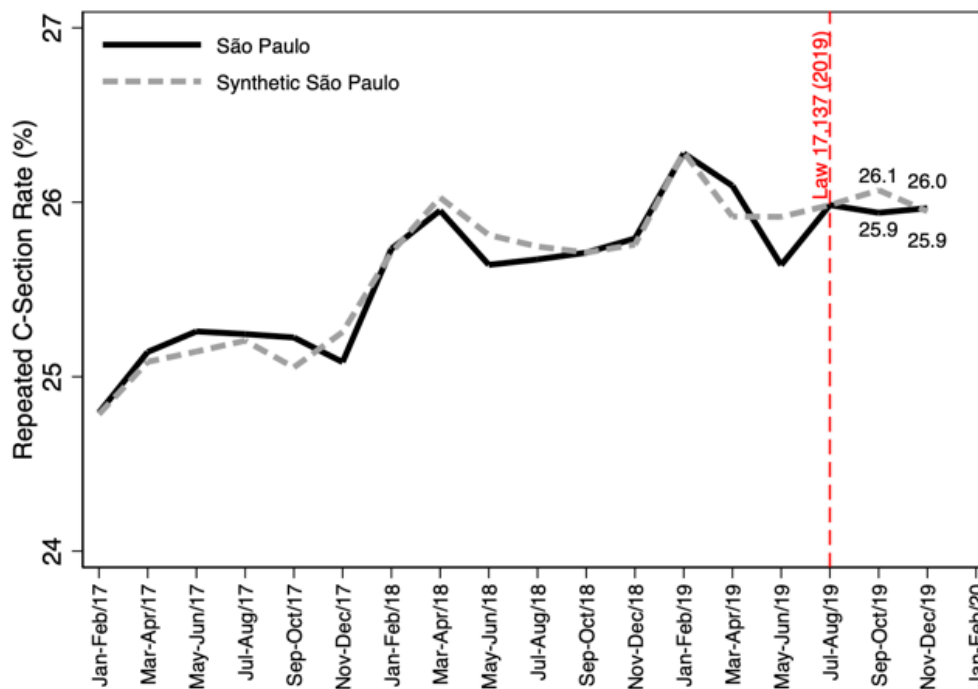
(A) Overall C-section rates



(B) Primary C-section rates



(C) Repeated C-section rates



Note: Secondary data come from the Brazilian registry of live births. The solid bold line is the bimonthly trend in the number of overall (A), primary (B), and repeated (C) C-sections per 100 live births in São Paulo between January 2017 and December 2019. The solid dashed line is the bimonthly trend in the same outcomes in the synthetic counterpart. The vertical dashed line denotes when Law 17,137 was implemented. In September-October 2019, overall CS rates increased by 3.0% ($p < 0.001$), primary CS rates increased by 5.2% ($p < 0.001$), and repeated CS rates did not change ($p = 0.706$). In November-December 2019, overall CS rates increased by 3.5% ($p < 0.001$), primary CS rates increased by 4.8% ($p < 0.001$), and repeated CS rates did not change ($p = 0.941$).

Discussion

The passage of Law 17,137 was associated with an increased in the primary, but not repeated, CS rate in São Paulo. This finding is notable given already high CS rates in Brazil and the likelihood of primary CS resulting in future births being born via CS.⁴ Since the law emphasizes women's autonomy, these results suggest that mothers' demand is an important contributor to high CS rates in this context. This law and similar ones remain a contested

issue in Brazil. While Law 17,137 was found unconstitutional and repealed by the Justice Court of São Paulo in 2020, a similar law ensuring women's choice over delivery methods is being currently discussed in the national legislative body of Brazil ([draft law N. 768/2021](#)). Since method of delivery can have both short- and long-term effects among mothers and children, policymakers may benefit from evidence on the effects of such laws. We provide the first step in documenting the effects of Law 17,137 on primary and repeated C-section rates. Future research and data collection efforts are needed to investigate the effects of the documented increase in CS rates.

Acknowledgements

The research described in this article relies on data administered by the Ministry of Health of Brazil. The Brazilian Registry of Live Births (Sistema de Informações sobre Nascidos Vivos, SINASC) is maintained by Datasus (<https://datasus.saude.gov.br>). The data are publicly available at <http://www2.datasus.gov.br/DATASUS/index.php?area=0901&item=1&acao=28&pad=3165>. The data and code for the replication of the analysis in this manuscript will be available at <https://doi.org/10.7910/DVN/W8SADO> upon publication.

References

1. WHO. WHO Statement on caesarean section rates. *Reproductive Health Matters*. 2015;23(45):149-150. doi:10.1016/j.rhm.2015.07.007
2. Molina G, Weiser TG, Lipsitz SR, et al. Relationship Between Cesarean Delivery Rate and Maternal and Neonatal Mortality. *JAMA*. 2015;314(21):2263-2270. doi:10.1001/jama.2015.15553
3. Betrán AP, Ye J, Moller A-B, Zhang J, Gülmezoglu AM, Torloni MR. The Increasing Trend in Caesarean Section Rates: Global, Regional and National Estimates: 1990-2014. *PLOS ONE*. 2016;11(2):e0148343. doi:10.1371/journal.pone.0148343
4. MacDorman MF, Menacker F, Declercq E. Cesarean Birth in the United States: Epidemiology, Trends, and Outcomes. *Clinics in Perinatology*. 2008;35(2):293-307. doi:10.1016/j.clp.2008.03.007
5. Brazil AL do E de SPaulo. Lei nº 17.137, de 23 de agosto de 2019. Garante à parturiente a possibilidade de optar pela cesariana, a partir de 39 (trinta e nove) semanas de gestação, bem como a analgesia, mesmo quando escolhido o parto normal. Accessed June 10, 2021. <https://www.al.sp.gov.br/leis/legislacao-do-estado/>
6. Abadie A, Gardeazabal J. The Economic Costs of Conflict: A Case Study of the Basque Country. *American Economic Review*. 2003;93(1):113-132. doi:10.1257/000282803321455188
7. Abadie A, Diamond A, Hainmueller J. Synthetic Control Methods for Comparative Case Studies: Estimating the Effect of California's Tobacco Control Program. *J Am Stat Assoc*. 2010;105(490):493-505. doi:10.1198/jasa.2009.ap08746
8. Abadie A. Using Synthetic Controls: Feasibility, Data Requirements, and Methodological Aspects. *Journal of Economic Literature*. 2021;59(2):391-425. doi:10.1257/jel.20191450
9. Ferman B, Pinto C, Possebom V. Cherry Picking with Synthetic Controls. *Journal of Policy Analysis and Management*. 2020;39(2):510-532. doi:<https://doi.org/10.1002/pam.22206>
10. Galiani S, Quistorff B. The Synth_Runner Package: Utilities to Automate Synthetic Control Estimation Using Synth. *The Stata Journal*. 2017;17(4):834-849. doi:10.1177/1536867X1801700404
11. Cavallo E, Galiani S, Noy I, Pantano J. Catastrophic Natural Disasters and Economic Growth. *The Review of Economics and Statistics*. 2013;95(5):1549-1561. doi:10.1162/REST_a_00413