

1 **A Cross-Sectional Survey of the Knowledge, Attitudes & Practices of Antimicrobial Users and**
2 **Providers in an Area of High-Density Livestock-Human Population in Western Kenya**

3

4 Steven A. Kemp^{1,2,3}, Gina L. Pinchbeck¹, Eric M. Fèvre^{1,2}, Nicola J. Williams¹

5

6 **Affiliations**

7

8 1. Institute of Infection, Veterinary and Ecological Sciences, University of Liverpool, UK

9 2. Division of Infection & Immunity, University College London, London, UK

10 3. Department of Medicine, Cambridge, UK

11 4. International Livestock Research Institute, Nairobi, Kenya

12

13 Address for correspondence:

14 Steven. A Kemp

15 Cambridge Institute for Therapeutic Immunology and Infectious Diseases

16 Jeffrey Cheah Biomedical Centre

17 Puddicombe Way

18 Cambridge CB2 0AW, UK

19 SK2137@cam.ac.uk

20

21 **Keywords: AMR, AMU, veterinary antimicrobials, KAP, antimicrobial stewardship**

22 **Abstract**

23 **Background**

24 Antimicrobial resistance (AMR) is one of the most important global health crises in recent times and
25 is driven primarily by antimicrobial consumption. In East Africa, there is a paucity of data regarding
26 the knowledge, attitudes and practices related to antimicrobial use (AMU). We investigate the ways
27 in which antimicrobial users in the veterinary sector accessed veterinary antimicrobials, and common
28 behaviours of veterinary antimicrobial users and prescribers associated with AMU and AMR.

29

30 **Methods**

31 In total, 70 farmers, staff at 49 agricultural-veterinary antimicrobial shops (agroveterinary staff) and 28
32 veterinary animal healthcare workers or veterinary surgeons (veterinary professionals) were
33 interviewed in Busia county, western Kenya in 2016 using a standard questionnaire as a framework
34 for structured interviews. Data recorded included participant demographics, level of education, access
35 to and sources of veterinary antimicrobials, prescribing patterns and knowledge of AMR and
36 antimicrobial withdrawal periods.

37

38 **Results**

39 The majority of antimicrobials were accessed through informal means, purchased from agroveterinary
40 shops; more than half of staff did not hold nationally mandated qualifications to advise on or sell
41 veterinary antimicrobials. Approximately 40% of veterinary antimicrobials were sold without a
42 prescription and it was noted that both price and customer preference were important factors when
43 selling antimicrobials in almost all agroveterinary shops. Knowledge of the dangers associated with AMR and
44 AMU were mostly superficial. Treatment failure occurred often, and there was a lack of differentiation
45 between AMR and simply treatment failure.

46

47 **Conclusion**

48 In this study area in East Africa with high-density human and livestock populations, AMU was primarily
49 for maintenance of livestock health. These findings have highlighted several aspects surrounding
50 inappropriate access to antimicrobials, and as such require attention from policy makers concerned
51 with AMR in both livestock and human medicine sectors. Improving prescribing practices and ensuring
52 a minimum level of general education and awareness of prescribers, as well as expanding the role of
53 agroveterinary staff in antimicrobial stewardship programmes, may help begin to mitigate the maintenance
54 and transmission of AMR, particularly amongst livestock.

55

56

57 Introduction

58 Antimicrobials are essential for maintaining animal health in livestock production systems, but
59 inappropriate dispensing and dosing, poor quality of drugs, overuse and self-medication of
60 antimicrobials can select for and exacerbate the emergence, transmission, and persistence of
61 antimicrobial resistance (AMR)¹⁻³. In East Africa, there is high demand for animal food products to
62 support the rapidly growing population, and this demand is largely fulfilled by the high proportion
63 (83%) of people engaging in crop and livestock farming⁴. In some parts of the region, such as in the
64 Lake Victoria crescent ecosystem, increased demand has prompted the shift from small holder
65 farming to greater commercialisation and intensification⁵, which often necessitates increased
66 antimicrobial use (AMU) for prophylaxis and treatment of animals in order to maintain animal health⁶.
67 Livestock may act as reservoir of AMR bacteria, with potential for widespread transmission between
68 humans and animals as a result of close contact between the two, or via the food chain. The former is
69 an issue when there are high densities of both humans and livestock⁴, as is the case in both rural and
70 urban Kenya, where this study was conducted^{7,8}.

71

72 There are significant ramifications of AMR amongst livestock; nine of the 14 classes of antimicrobials
73 considered to be 'critically important' for human health are used in both human and livestock health.
74 Three of these (3rd-5th generation cephalosporins, fluoroquinolones and polymyxins) are considered
75 to be highest-priority critically important antimicrobials (HPCIA) for human health⁹. AMU in livestock
76 production is predicted to increase by up to 67% by 2030; as increased AMU may result in significant
77 negative impacts on animal welfare and food security, as well as reducing efficacy of antimicrobials
78 which have crossover for human health¹⁰. However, it is important to note that owing to the complex
79 epidemiology of AMR, the quantifiable contribution that AMU in livestock has on the emergence,
80 transmission, and maintenance of AMR in humans is still debatable. Studies have shown that similar
81 strains of AMR bacteria are found in both food animals and humans¹¹, as well as plasmid-mediated
82 resistance in *E. coli* to polymyxins (mcr-1), originating from food animals¹². Despite this, other argue
83 that transfer of animal to human resistance genes is negligible and that reduction of AMU in food-
84 producing animals may have a negative effect on food safety and human health¹³. Regardless of the
85 debate, such data to is mostly absent in sub-Saharan Africa.

86

87 In many sub-Saharan African countries, including Kenya, there is a paucity of data on the prevalence
88 of both AMR and AMU, as the combined realities of underfunded veterinary healthcare systems,
89 limited regulatory capacities and lack of systematic, national, or regional surveillance systems

90 undermine efforts to promote prudent AMU and control AMR^{14,15}. Indeed, Kenya is part of a global
91 effort to improve surveillance capacity in line with its National AMR Action Plan.

92

93 Many existing studies examining antimicrobial treatment patterns typically rely on self-reported data,
94 showing that antimicrobials are almost always purchased without prescriptions at ‘agrovets’ (shops
95 which stock agricultural and veterinary antimicrobials as well as other agro-veterinary products)¹⁶⁻¹⁹.

96 Agrovets are often staffed with pharmaceutical technicians²⁰ who have obtained formal training in
97 animal sciences. As such ‘agrovet staff’ may sell antimicrobials, but crucially cannot prescribe them.

98 To comply with local law, agrovet owners may be veterinarians and would thereby be able to legally
99 prescribe antimicrobials. Private veterinary professionals travel to farms at the request of farmers

100 where they provide advice, treat animals, or prescribe veterinary drugs. Veterinary professionals

101 would typically have professional qualifications specifically enabling them to prescribe veterinary

102 antimicrobials and are governed by the Veterinary Surgeons and Veterinary Paraprofessionals Act of

103 the Government of Kenya²¹. Together, antimicrobial sellers and prescribers are responsible for, and

104 play a pivotal role in, highlighting issues that surround AMU and AMR, as well as being the front line

105 of antimicrobial stewardship²². Relatively few studies²³ have examined the knowledge, attitudes, and

106 practices (KAP) of antimicrobial users and prescribers, and such studies are critically required in order

107 to identify risky behaviours and target them for intervention.

108

109 In this study, we assessed the way in which antimicrobials were accessed and the general awareness

110 and common behaviours relating to antimicrobial purchase and prescription amongst farmers,

111 agrovet shop staff and veterinary professionals in a small holder livestock production system in

112 western Kenya²⁴.

113

114

115 **Methods**

116 **Study Area & Population**

117 A cross-sectional study investigating how farmers, agrovets and veterinary paraprofessionals access
118 and prescribe antimicrobials was conducted in Busia county, western Kenya in 2017. The region was
119 selected for study as it supports the highest human and animal population densities in eastern Africa
120 with approximately 893,681 people²⁵, 83% of which engage in livestock production⁴; the region is also
121 broadly representative of other communities spanning the Victoria Lake Basin in Kenya, Uganda, and
122 Tanzania.

123

124 Busia county is sub-divided into seven 'sub-counties'. Within each sub-county, ten farms were
125 randomly selected for interview as a convenience, but also to capture the spatial distribution and
126 diversity of farming practices across the county. Systematic interviewing of agrovets shops and
127 veterinary professionals (**Figure 1**) was conducted with assistance from the sub-county veterinary
128 officer from each sub-county. Interviews were sought with the most senior member of staff in all
129 locatable agrovets shops in the county, except when shops were closed on more than two occasions
130 during repeat visits. A comprehensive list of all known veterinary professionals was collected from
131 sub-county district officers and veterinary professionals were recruited by phone. Veterinary
132 professionals who agreed to participate were interviewed separately from agrovets shops, at a
133 convenient location to each participant.

134

135 **Questionnaire Design & Piloting**

136 All recruited participants were interviewed orally using a questionnaire as a framework.
137 Questionnaires were designed in Adobe® Acrobat® Pro DC (Adobe, San Jose, United States) and coded
138 electronically using AppSheet® (AppSheet c/o Solvebot Inc., Seattle, Washington). Participants were
139 interviewed in English or Kiswahili by bilingual Kenyan research members. Answers were given
140 verbally by the participant and recorded verbatim as transcribed text into the coded questionnaire on
141 a mobile phone or tablet, by the interviewer. Questions were designed to determine the participant's
142 education level, access to veterinary antimicrobials, prescribing patterns of antimicrobials, knowledge
143 of antimicrobials, resistance, and withdrawal periods. Questions specifically asked of farmers focused
144 on access to veterinary antimicrobials, basic information on animals kept (date of acquisition,
145 vaccination status), common diseases and understanding of AMR and withdrawal periods. Veterinary
146 professional and agrovets staff questionnaires focused primarily on sales/prescription patterns and
147 responsible use of antimicrobials.

148

149 Questionnaires were piloted on field team staff. Minor refinements to question wording were made
150 to better reflect local conditions before conducting a further pilot on a sub-county veterinary officer,
151 before applied in the field. A summary of all questions is presented in (**Supplementary Table 1**).

152

153 All questionnaire data can be found at https://github.com/Steven-Kemp/Kenya_KAP.

154

155 Data Analysis

156 Transcribed answers for each question were imported into Microsoft Excel 2016 (Microsoft
157 Corporation, Redmond, USA). Descriptive analysis including frequencies and percentages for
158 categorical variables (gender, age, education level) were calculated using SPSS Statistics v25.0 (IBM
159 SPSS Statistics for Windows Version 25.0, (New York: IBM Corp). Open-ended questions were analysed
160 on a question-per-question basis using a thematic approach²⁶. Briefly, all responses were imported
161 into excel and read twice for familiarisation, data were coded, and then individual themes were
162 generated and checked independently. Finally, themes were reviewed once again, refined, and then
163 presented. Also using SPSS v25.0, the Fisher's exact test was used to compare specific training
164 undertaken by antimicrobial providers relating to antimicrobial prescription.

165

166 Maps were constructed using QGis v3.10 (QGIS Development Team, <http://qgis.osgeo.org/>). Figures
167 were constructed in Prism v9.1.1.

168

169 Ethical Approval

170 Ethical approval was obtained from the Institutional Research Ethics Committee of the International
171 Livestock Research Institute (ILRI-IREC2016-03), and the University of Liverpool Veterinary Science
172 Research Ethics Committee (VREC387). All participants gave informed, written consent before
173 participation in the study.

174

175 Results

176 ***Participant Demographics & Education***

177 A total of 70 farmers, 49 staff at agrovet shops, 27 AHAs and 1 veterinary surgeon were recruited
178 (**Table 1**). As recognised professionals, the veterinary surgeon and AHAs were considered together in
179 our analysis and are referred to as 'veterinary professionals' throughout. The predominant age
180 bracket for all groups surveyed was 25-44. The majority of agrovet staff were either agrovet assistants
181 (79.6%) or shop owners (18.4%). Only 44.9% of agrovet staff had obtained college or university
182 education, compared to 89.2% of veterinary professionals. For farmers, the majority (47.1%) had

183 completed at least secondary school education. Significantly more veterinary professionals had
184 received specific training in livestock health and disease ($P = 0.01$) than agrovets. Only 42.9% of
185 agrovets and 82.1% of veterinary professionals had received specific training to dispense veterinary
186 antimicrobials. A large proportion of agrovets cited informal training (44.9%) as their primary source
187 of knowledge, compared to 92.9% of veterinary professionals who obtained a professional
188 qualification awarded by a college or university. However, 7.1% ($n=2$) of veterinary professionals
189 interviewed stated that they did not have university education, therefore could not be called
190 veterinary professionals.

191

192 ***Access to antimicrobials and common sales patterns***

193 All veterinary antimicrobials were purchased directly from agrovets shops, where both farmers and
194 veterinary professionals can purchase antimicrobials from. Antimicrobials and vaccines were
195 distributed to local agrovets shops by two larger wholesale agrovets shops (one within Busia county,
196 one in neighbouring Bungoma county) who obtained antimicrobials directly from manufacturers and
197 through their supply chains.

198

199 Farmers reported no restrictions (in amount or class) when purchasing antimicrobials from agrovets
200 shops, even without a valid prescription. More than half (57.1%) of veterinary professionals stated
201 that they provided a prescription for farmers to obtain antimicrobials, with the remainder treating
202 animals with their own stock and billing farmers separately for these. This agreed with responses from
203 agrovets staff who reported that they (60%) often dispensed antimicrobials against a prescription.
204 Direct observations when visiting such premises confirmed that agrovets shops did sell antimicrobials
205 with no prescription, as well as dispensing single syringes of formula antimicrobials or partial-
206 treatments to farmers, even though this is a contravened practice in Kenyan Law²⁷.

207

208 Participants were asked to indicate the most commonly sold or prescribed antimicrobials (agrovets
209 staff and veterinary professionals) or most commonly purchased (farmers), and a total of 26 different
210 antimicrobials were reported by all groups. Oxytetracycline and penicillin-streptomycin were the two
211 most commonly sold or prescribed antimicrobials by agrovets staff and veterinary professionals (**Table**
212 **2**), followed by sulfonamides. The majority of farmers opted to purchase oxytetracycline as their
213 primary drug of choice (78.6%) from agrovets shops. There was no reported use or sale/prescription of
214 3rd+ generation cephalosporins or fluoroquinolones. There was only a single occasion whereby a
215 farmer purchased polymyxins (colistin), but these drugs are available at agrovets when requested.

216

217 There were large inconsistencies in the reported use of antimicrobials. Antimicrobials were
218 predominantly reported as being used therapeutically (i.e. not for growth promotion or prophylaxis)
219 by farmers (85.7%) and veterinary professionals (100%), and sold for therapeutic purposes by agrovets
220 (98.0%). However, prophylactic use of antimicrobials was subsequently indicated by 37.1% of farmers
221 and 28.6% of veterinary professionals and sold as such by 38.8% of agrovets in a later question in the
222 questionnaire. Use of antimicrobials as growth promoters was reported by 37.1% farmers, but not
223 sold as such by agrovets shops or prescribed by veterinary professionals.

224

225 The most common diseases that antimicrobials were cited as being purchased to treat were East Coast
226 fever (theileriosis), anaplasmosis, trypanosomiasis, diarrhoea, and general respiratory diseases.

227

228 ***Advice and considerations given at point of sale regarding AMU, AMR, and withdrawal periods***

229 Most farmers reported first seeking the advice of a veterinary professional before purchasing
230 antimicrobials (78.6%). More than half of farmers (54.3%) never requested specific antimicrobials
231 without first discussing with either agrovets staff or veterinary professional. A small minority of farmers
232 (12.9%) purchased antimicrobials without obtaining any advice from an agrovets or a prescription from
233 a veterinary professional. Such farmers stated they did so “using [their] own knowledge” or “already
234 had a prescription from a veterinary officer from a previous consultation”. A small proportion of
235 farmers also reported using antimicrobials previously prescribed or purchased, “[having
236 antimicrobials leftover] from previous use”.

237

238 In agrovets shops the primary consideration when selling antimicrobials was customer preference
239 (65.3%). Veterinary professionals’ primary consideration was antimicrobial effectiveness (57.9%) and
240 then cost (39.3%). Farmers were primarily concerned with antimicrobial cost (44.3%), followed by
241 effectiveness (40.0%). As cost was a common consideration, the sale price of various antimicrobials
242 was collected (**Figure 2**). The average price of oxytetracyclines were cheaper than
243 penicillin/streptomycin; this is consistent with the finding that oxytetracyclines were the most
244 commonly sold antimicrobial in agrovets shops. A small minority of farmers also considered
245 antimicrobial availability and the distance they needed to travel to purchase specific types of
246 antimicrobials as their primary point of consideration (5.7%). Specific agrovets shops were chosen by
247 farmers for several reasons including the “close distance to [their] farms”, ability to “get drugs on
248 credit” and for “wide selection” and “good stock availability”.

249

250 The most commonly offered information regarding antimicrobials at point of sale or prescription
251 differed significantly between antimicrobial sellers and antimicrobial providers; 61.2% of agrovets staff
252 gave directions for use of antimicrobials, compared to only 25.0% of veterinary professionals, where
253 they were provided to the farmer to use themselves. Similarly, significantly more veterinary
254 professionals chose to give no information at all (50.0%) compared to 18.4% of agrovets (**Figure 3**).
255 The other two most common cited pieces of information provided to farmers were withdrawal periods
256 and dosage instructions, though in all cases, these were reported to be read from the packaging.

257

258 ***Understanding of AMR***

259 Participants rarely recognised the terms “antimicrobial resistance” or “antibiotic resistance”. Once
260 given a definition, many suggested that they had heard of it, but did not recognise the specific
261 terminology. A large proportion of agrovets (69.4%), veterinary professionals (39.3%) and farmers
262 (47.0%) did not know the causes of AMR. Of those who had some knowledge of causes, the most
263 common response was underdosing (significantly more veterinary professionals than agrovets) and
264 prolonged use (**Figure 4**). Some farmers additionally reported “bacteria mutation” (2.9%),
265 “misdiagnosis by an agrovet/veterinary professional” (15.9%) and using “counterfeit antimicrobials”
266 (1.4%) as causes of AMR. Participants who were unsure about the cause of AMR instead guessed:
267 “when you treat an animal and it doesn’t respond”, “when the animal is tired, the antibiotic will not
268 work” and “cheap drugs no longer work, but the more expensive ones do”. Of those respondents who
269 were familiar with AMR, they suggest that there may be resistance to oxytetracyclines, penicillin-
270 streptomycin and sulfonamides were posited, though no formal resistance testing was routinely
271 undertaken.

272

273 Knowledge of withdrawal periods was mostly superficial amongst farmers. Contrary to EU regulations,
274 withdrawal periods are usually specific to the route of administration e.g. antimicrobials administered
275 to cattle may have a nil milk withdrawal due to penetration into the udder, but would have a meat
276 withdrawal period – this is not often defined on antimicrobial packaging (**Supplementary Figure 1a-
277 d**). However, with respect to withdrawal periods or definitions, 12.9% having “no understanding”
278 (never heard of withdrawal period before), 34.3% had “minor understanding” (had heard of it but
279 quoted incorrect withdrawal periods for animal food products), and 27.1% had “good understanding”
280 (good knowledge and accurate recall of withdrawal periods of each antimicrobial they regularly
281 treated animals with). The remainder (18.6%) stated they sometimes referred to antimicrobial
282 packaging for withdrawal period times. The majority of farmers stated that they did not sell or
283 consume animals or animal products during withdrawal periods (75.7%), though some reported that

284 they purposefully chose to ignore withdrawal period recommendations (17.1%). Commonly farmers
285 fed antimicrobial residue-containing milk to their dogs (14.3%) or allowed calves to suckle during
286 treatment (44.3%). One farmer stated that they regularly gave contaminated milk to their animals,
287 despite understanding the danger of consuming residues: “[I] give to the calves and the dog. [I]
288 understand that resistance may develop in these animals, but [I] choose to ignore it to avoid waste”.

289

290 ***Management of Drug Failure***

291 Only one instance of a highest-priority critically important antibiotics (HPCIA) was reportedly sold or
292 purchased during the study - colistin. No agrovets staff and only a veterinary professional (3.6%) had
293 heard the term “HPCIA” before. The majority of veterinary professionals and agrovets were unaware
294 of any specific guidelines for antimicrobial prescription or sale, which also extended to sale and use of
295 HPCIA. Some veterinary professionals cited guidelines from the Kenya Veterinary Board (21.4%) or
296 instructions from the County Veterinary Officer (10.7%) regarding sales or use of antimicrobials.
297 Agrovets staff cited pharmaceutical guidelines (6.1%) or Kenya Veterinary Board guidelines (14.3%).

298

299 In terms of defined AMR, there were no confirmed instances due to no diagnostics. However, few
300 instances of clinical failure were reported by agrovets staff (by proxy of farmers returning to purchase
301 an alternative antimicrobial from them). Where clinical failure was reported, reported failures were
302 to oxytetracyclines (10.2%), penicillin-streptomycin (4.1%) and sulfonamides (8.1%). The majority of
303 agrovets indicated that they “[did] not know” or there was “no reported” resistance to antimicrobials
304 (61.2%). Some stated that there had been cases of suspected clinical failure attributed to AMR, but
305 they did not know to which antimicrobial (16.3%) and this was not verified in a laboratory setting.
306 Veterinary professionals suggested that some clinical failures may be attributed to AMR, and that such
307 failures occurred in oxytetracycline (41.4%) and penicillin-streptomycin (27.6%), but not to
308 sulfonamides. Farmers suggested that they had encountered treatment failure in less than half of
309 cases (41.3%). Of those who reported failure, oxytetracycline was the most common (20.6%),
310 followed by penicillin-streptomycin (7.9%) and sulfonamides (1.6%). A small subgroup of farmers
311 suggested that there had been failure, but were unsure to which antimicrobial (11.1%).

312

313 Where there was treatment failure, approximately half of veterinary professionals reportedly
314 collected a venous blood smear (53.6%) or sent blood for a bacterial culture (7.1%), or PCR (3.6%). The
315 remainder prescribed an alternative antimicrobial without conducting diagnostics. A quarter of
316 agrovets staff involved a more experienced agrovets staff member or veterinary professional, or the
317 owner of an agrovets shop (28.6%) where they received a report of treatment failure. More than a
318 quarter (26.5%) would suggest an alternative antimicrobial without gaining more information

319 regarding the animal and 22.4% had not encountered treatment failure before. The remainder of
320 agrovets staff would first try to obtain more information i.e. ask about more clinical signs, and then
321 recommend an alternative antimicrobial.

322

323 Many antimicrobials prescribers/sellers (64.3% of veterinary professionals and 71.4% of agrovets
324 shops) kept some form of records regarding antimicrobial sale or prescription or incidence of
325 treatment failure. There was good concordance between antimicrobials volunteered as regular
326 purchases or prescriptions and those records that we read. Half of farmers (50.0%) also had some
327 records of antimicrobials they administered to their animals though these were often nonspecific i.e.
328 did not often contain specific antimicrobial names or dosages. When questioned, farmers were often
329 unsure which antimicrobials were used as a veterinary professional had provided and administered
330 the treatment, and not recorded it for them (corroborating the previous point that veterinary
331 professionals do not provide detailed information regarding antimicrobials to farmers).

332

333 **Discussion**

334 Our study has shown that all interviewed farmers and veterinary professionals in Busia county
335 accessed veterinary antimicrobials through agrovet shops and that there were, in practice, no
336 restrictions on class or quantity that could be purchased. The most commonly purchased veterinary
337 antimicrobials were tetracyclines, sulfonamides and penicillins. This study found no reported use of
338 fluoroquinolones or 3rd+ generation cephalosporins, and only one reported use of colistin; given that
339 these antimicrobials are critically important for human health^{9,28} this was a positive finding. However,
340 few veterinary professionals or agrovet staff recognised examples of HPClAs despite being presented
341 with a list of those antimicrobials - this is likely due to lack of awareness and available information.
342 Interestingly, these drugs are widely available and found to be drugs of choice amongst some farmers
343 in more urbanised areas of Kenya⁷, despite their relatively higher cost.

344
345 Our study highlighted a number of poor antimicrobial-related sale practices in agrovet shops, notably
346 the dispensing of antimicrobials without a prescription and the inclusion of customer preference as a
347 primary consideration when selling antimicrobials. Approximately 40% of agrovet staff stated that
348 they dispensed antimicrobials without a valid prescription, though direct observations made during
349 the study suggested that all shops sold antimicrobials without a prescription at least occasionally; this
350 is consistent with similar studies conducted in Nairobi²³ and Tanzania²⁹. Indeed, observations made
351 during the study also suggest that there is a lack of formal written prescriptions, and that most
352 prescriptions are simply verbal instructions from a veterinary or veterinary paraprofessional.
353 However, this is potentially for convenience, where travel to an agrovet shop or a veterinary
354 professional cannot travel, or a farmer cannot afford to pay for an in-person visit, to a farm.
355 Furthermore, there were significant inconsistencies in the reported use of antimicrobials. Despite not
356 being prescribed or sold as such, antimicrobials we suggest that antimicrobials were used for
357 prophylaxis and/or growth promotion based on participant responses.

358
359 In our study, cost of antimicrobials to farmers was a major consideration – we noted that
360 oxytetracyclines were on average cheaper than penicillin-streptomycin (relative to number of doses
361 per container), but more expensive than sulfonamides (**Figure 2**). To save on costs, farmers, who in
362 this study represent a low income group³⁰ sometimes opted to bypass veterinary professionals when
363 treating their animals. Numerous farmers stated that they had reused prescriptions from a previous
364 encounter with a veterinary professional or agrovet staff, or they opted to use leftover antimicrobials
365 from previous treatment because they had previously worked. To prevent such irrational drug use by
366 farmers, 75% of veterinary professionals purposely did not provide any direction for antimicrobial use

367 to farmers so that full responsibility for treating animals remained with them (**Figure 3**). Farmer
368 administration of drugs would be difficult to control; this would require interventions that limit access
369 to antimicrobials³¹ but also would require regulation of pricing structures for access to veterinary care,
370 which might be challenging in a liberalised veterinary market³².

371

372 One of the major drivers of AMU is commercial gain. Livestock production is an important industry in
373 developing countries, driven by market demand and financial incentives. As such, farmers need to
374 keep their animals healthy and resort to this by using antimicrobials. In Kenya, antimicrobials are
375 viewed as high-margin products that are typically administered or sold by a recognised professional.
376 Agrovets are routinely approached by large pharmaceutical companies to train staff (**Table 1**)
377 regarding specific antimicrobials they are selling and encourage them to purchase stock for their
378 shops. As staff have made an investment, they would therefore preferentially sell these
379 antimicrobials, even in instances where a cheaper antimicrobial may be more appropriate. It is a
380 lucrative business, as is testament to the large number of agrovets and informal veterinary
381 antimicrobial sellers found within this KAP study. Separately, veterinary professionals are paid a salary
382 and would make additional money through extension services, such as selling antimicrobials directly
383 to a farmer, and then charging them for administering those antimicrobials (and taking responsibility
384 for treatment and follow-up care of those animals). Where farmers may be unable to afford such
385 services, they would resort to noting what the veterinary professional has done, and attempt to
386 replicate this later, by purchasing antimicrobials without a prescription.

387

388 Few studies have focussed on antimicrobial prescribers and sellers and their knowledge of AMR in
389 LMICs³³. In this study there was mostly superficial knowledge of AMR and the dangers of AMU
390 amongst farmers, agrovets and some veterinary professionals (**Figure 4**). This may have been due
391 to specific terminology, as other studies have highlighted that there is minimal familiarity with terms
392 such as AMR and antibiotic resistance^{34,35}. After an accurate definition was provided, some interview
393 participants were able to correctly give examples of factors which they thought may contribute to the
394 emergence of AMR. Withdrawal periods were also generally not well understood or abided by. A study
395 conducted in neighbouring Tanzania found that depending on the region, people were variably likely
396 to observe withdrawal periods³⁶, highlighting different attitudes to AMR amongst people engaged in
397 different types of agriculture. If there is insufficient knowledge of the contribution of antimicrobial
398 residues, this may indicate why. Some farmers in our study suggested that withdrawal periods only
399 applied to milk or eggs and were unaware that residues may also occur in meat. There is clear scope,
400 in line with Kenya's AMR Action Plan, to improve knowledge of the livestock keepers and address the

401 poor understanding of rational drug use amongst farmers and antimicrobial sellers; innovative
402 approaches such as information design (which delivers relevant information in an accessible way to
403 the end user)³⁷ could play a role in communicating information regarding AMR in appropriate and
404 simple ways.

405

406 An important issue identified in this study was ambiguity surrounding AMR. As there is a routine lack
407 of diagnostics undertaken, cases of treatment failure may be attributed to use of incorrect
408 antimicrobials or incorrect dosing, rather than development of AMR. Veterinary professionals typically
409 relied on their clinical experience for disease identification, and agrovets staff relied on farmer
410 description of animal disease, or more experienced agrovets staff to advise on an appropriate
411 treatment for those reported signs. Several diagnostic laboratories exist in western Kenya, though
412 the cost involved in collecting samples, shipping them to a laboratory and the testing itself is a barrier
413 to most farmers, who cannot afford such services. As such, there is over-reliance on empirical, broad-
414 spectrum antimicrobials.

415

416 Because AMR surveillance has not been systematically conducted in Kenya, there is incomplete
417 knowledge of the prevalence of AMR and AMU. Whilst other studies have shown a high prevalence of
418 AMR amongst humans and livestock in LMICs^{38,39}, data is lacking in Kenya. Absence of documentation
419 regarding veterinary antimicrobial therapies, systematic reporting of treatment failures and AMR
420 surveillance, precludes gaining an accurate representation of issues surrounding AMR in the current
421 circumstances.

422

423 There are complex factors at play surrounding antimicrobial prescription, including high public
424 demand for access to antimicrobials. We suggest that several behavioural interventions in tandem
425 with legislative or policy reforms implemented to agrovets, and veterinary professional staff may
426 reduce inappropriate prescription. We suggest three major interventions: 1) Detailed guidance on
427 alternative, non-antimicrobial therapies could be delivered to agrovets shops from local government.
428 In instances where a diagnosis is made by a veterinary professional, consultation of documentation
429 may suggest that an antimicrobial is not generally indicated for that diagnosis and several alternatives
430 may be suggested. 2) Specific justification for prescription of antimicrobials. Where an agrovet or
431 veterinary professional prescribes an antimicrobial, they must explicitly justify why this was necessary
432 and why an alternative therapy could not be used. Previous studies have found that staff
433 accountability significantly improves decision making accuracy⁴⁰. 3) Ranking of veterinary
434 professionals and agrovets. Each sub-county in Busia tracks the number of agrovets shops and

435 registered veterinary professionals; these staff could be ranked depending on the number of
436 inappropriate prescriptions that have been made and sent an email or text message informing them
437 on their prescribing rates, compared to others. Peer comparison is a strong driver of performance and
438 may help to keep inappropriate prescription low, as has been studied in clinical settings elsewhere⁴¹.
439 Concurrently implementing these interventions may significantly reduce the number of antimicrobials
440 prescribed, whilst also maintaining a high standard of care expected from farmers treating their
441 animals. Finally, to reiterate relevance of antimicrobial stewardship training, studies have shown that
442 in major national referral and teaching hospitals in Kenya, fewer than 15% of clinicians had received
443 substantial lectures on antimicrobial stewardship and AMR during their training⁴². Reform of
444 veterinary and medical certificates, diplomas and undergraduate training as well as continuing
445 professional development should be made to better equip veterinary professionals to deal with AMU,
446 AMR and stewardship. Such interventions could be implanted with ease via the rollout of the new
447 National Action plan on prevention and containment of antimicrobial resistance, being implemented
448 by the Fleming Fund ([https://www.flemingfund.org/wp-](https://www.flemingfund.org/wp-content/uploads/0cff5e08e6a64fcf93731d725b04792e.pdf)
449 [content/uploads/0cff5e08e6a64fcf93731d725b04792e.pdf](https://www.flemingfund.org/wp-content/uploads/0cff5e08e6a64fcf93731d725b04792e.pdf))

450

451 This study determined that community-owned agroveterinary shops are the primary level of veterinary care
452 in an area of smallholder crop-livestock farming. Previous studies have shown positive correlations
453 between AMU and the level of AMR in animal populations^{43,44}, and therefore, use of antimicrobials in
454 this smallholder farming production may constitute a major contributing factor to the development
455 of AMR. To remedy this, antimicrobial stewardship must be foremost for prescribers and sellers. As
456 well as improving knowledge in the retail and farming sectors, efforts should be made to standardise
457 record-keeping into a computerised system managed in collaboration with local government, to allow
458 for accurate tracking of prescribed and sold antimicrobials and minimise over- and non-prudent use
459 of antimicrobials, whilst factoring in perceived interventions.

460

461 **Conclusions**

462 The findings presented in this study suggest that there was low awareness of both AMU and AMR
463 amongst both antimicrobial users and prescribers, which can have significant public health
464 implications. High rates of AMU (and subsequently AMR) will eventually lead to a situations where
465 there is significantly reduced antimicrobial efficacy in both veterinary and human medicine. In
466 particular, inappropriate prescribing practices by agroveterinary shops highlights the need to encourage
467 diverse forms of targeted education and behavioural interventions, focussed on prudent antimicrobial
468 prescription and use, in combination with the deployment of national level AMR surveillance in both

469 the livestock and human populations utilising an inter-sectoral collaborative approach to restrict the
470 inappropriate use of antimicrobials.

471

472

473 **Funding**

474 This work was supported by the Biotechnology and Biological Sciences Research Council, the
475 Department for International Development, the Economic & Social Research Council, the Medical
476 Research Council, the Natural Environment Research Council and the Defence Science & Technology
477 Laboratory, under the Zoonoses and Emerging Livestock Systems (ZELS) programme, grant reference
478 BB/L019019/1. It also received support from the CGIAR Research Program on Agriculture for Nutrition
479 and Health (A4NH), led by the International Food Policy Research Institute (IFPRI). We acknowledge
480 the CGIAR Fund Donors (<http://www.cgiar.org/funders>).

481

482 **Transparency Declaration**

483 None to declare.

484

485 **Conflict of Interest**

486 None to declare.

487

488 **Data availability statement**

489 Participant response data (minus potentially identifiable data such as location and region) collected
490 as part of this study has been deposited on GitHub (https://github.com/Steven-Kemp/Kenya_KAP).

491

492 **Acknowledgements**

493 We would like to thank Jane Poole (International Livestock Research Institute, Nairobi) for her
494 assistance with the study design, the field team at ILRI and Dr Salome Bukache (University of Nairobi)
495 for helping to pilot the questionnaire. We also thank Maseno Cleophas and Maurice Omondi for
496 travelling with us assistance with executing the questionnaire. Thankk you to individual Busia sub-
497 county veterinary officers for accompanying us on field visits. We would also like to thank all
498 questionnaire participants who gave their time for this study.

499

500 **References**

501 1 Padget, M., Guillemot, D. & Delarocque-Astagneau, E. Measuring antibiotic consumption in
502 low-income countries: a systematic review and integrative approach. *Int J Antimicrob Agents*
503 **48**, 27-32, doi:10.1016/j.ijantimicag.2016.04.024 (2016).

- 504 2 Bebell, L. M. & Muiru, A. N. J. G. h. Antibiotic use and emerging resistance: how can resource-
505 limited countries turn the tide? **9**, 347-358 (2014).
- 506 3 Jasovsky, D., Littmann, J., Zorzet, A. & Cars, O. Antimicrobial resistance-a threat to the world's
507 sustainable development. *Ups J Med Sci* **121**, 159-164, doi:10.1080/03009734.2016.1195900
508 (2016).
- 509 4 Statistics, K. N. B. o. (Inst. for Resource Development/Westinghouse, 2015).
- 510 5 Chen, M. *et al.* Diversification and intensification of agricultural adaptation from global to local
511 scales. *PloS one* **13**, e0196392, doi:10.1371/journal.pone.0196392 (2018).
- 512 6 Van Boeckel, T. P. *et al.* Reducing antimicrobial use in food animals. *Science* **357**, 1350-1352,
513 doi:10.1126/science.aao1495 (2017).
- 514 7 Muloi, D. *et al.* Epidemiology of antimicrobial-resistant Escherichia coli carriage in sympatric
515 humans and livestock in a rapidly urbanizing city. *Int J Antimicrob Agents* **54**, 531-537,
516 doi:10.1016/j.ijantimicag.2019.08.014 (2019).
- 517 8 Falzon, L. C. *et al.* One Health in Action: Operational Aspects of an Integrated Surveillance
518 System for Zoonoses in Western Kenya. *Front Vet Sci* **6**, 252, doi:10.3389/fvets.2019.00252
519 (2019).
- 520 9 WHO. WHO list of critically important antimicrobials for human medicine (WHO CIA list).
521 (World Health Organization, 2019).
- 522 10 Van Boeckel, T. P. *et al.* Global trends in antimicrobial resistance in animals in low- and middle-
523 income countries. *Science* **365**, eaaw1944, doi:10.1126/science.aaw1944 (2019).
- 524 11 Pirolo, M. *et al.* Unidirectional animal-to-human transmission of methicillin-resistant
525 Staphylococcus aureus ST398 in pig farming; evidence from a surveillance study in southern
526 Italy. *Antimicrobial resistance and infection control* **8**, 187, doi:10.1186/s13756-019-0650-z
527 (2019).
- 528 12 Bich, V. T. N. *et al.* An exploration of the gut and environmental resistome in a community in
529 northern Vietnam in relation to antibiotic use. *Antimicrobial resistance and infection control*
530 **8**, 1-10, doi:ARTN 194
531 10.1186/s13756-019-0645-9 (2019).
- 532 13 Mather, A. E. *et al.* Distinguishable epidemics of multidrug-resistant Salmonella Typhimurium
533 DT104 in different hosts. *Science* **341**, 1514-1517, doi:10.1126/science.1240578 (2013).
- 534 14 Cox, J. A. *et al.* Antibiotic stewardship in low- and middle-income countries: the same but
535 different? *Clinical microbiology and infection : the official publication of the European Society*
536 *of Clinical Microbiology and Infectious Diseases* **23**, 812-818, doi:10.1016/j.cmi.2017.07.010
537 (2017).
- 538 15 Founou, L. L., Founou, R. C. & Essack, S. Y. Antibiotic Resistance in the Food Chain: A
539 Developing Country-Perspective. *Frontiers in microbiology* **7**, 1881,
540 doi:10.3389/fmicb.2016.01881 (2016).
- 541 16 Johnson, S., Bugyei, K., Nortey, P. & Tasiame, W. Antimicrobial drug usage and poultry
542 production: case study in Ghana. *Animal Production Science* **59**, 177-182,
543 doi:10.1071/An16832 (2019).
- 544 17 Higham, L. E., Ongeru, W., Asena, K. & Thrusfield, M. V. Characterising and comparing animal-
545 health services in the Rift Valley, Kenya: an exploratory analysis (part I). *Tropical animal health*
546 *and production* **48**, 1621-1632, doi:10.1007/s11250-016-1136-0 (2016).
- 547 18 Mboya, E. A., Sanga, L. A. & Ngocho, J. S. Irrational use of antibiotics in the Moshi Municipality
548 Northern Tanzania: a cross sectional study. *The Pan African medical journal* **31**, 165,
549 doi:10.11604/pamj.2018.31.165.15991 (2018).
- 550 19 Afakye, K. *et al.* The Impacts of Animal Health Service Providers on Antimicrobial Use Attitudes
551 and Practices: An Examination of Poultry Layer Farmers in Ghana and Kenya. *Antibiotics*
552 *(Basel, Switzerland)* **9**, 554, doi:10.3390/antibiotics9090554 (2020).
- 553 20 Aywak, D. *et al.* Pharmacy Practice in Kenya. *Can J Hosp Pharm* **70**, 456-462,
554 doi:10.4212/cjhp.v70i6.1713 (2017).

- 555 21 National Council for Law Reporting. (www.kenyalaw.org, 2011).
- 556 22 Sakeena, M. H. F., Bennett, A. A. & McLachlan, A. J. Enhancing pharmacists' role in developing
557 countries to overcome the challenge of antimicrobial resistance: a narrative review.
558 *Antimicrobial resistance and infection control* **7**, 63, doi:10.1186/s13756-018-0351-z (2018).
- 559 23 Muloj, D. *et al.* A cross-sectional survey of practices and knowledge among antibiotic retailers
560 in Nairobi, Kenya. *Journal of global health* **9**, 010412, doi:10.7189/jogh.09.020412 (2019).
- 561 24 Fevre, E. M. *et al.* An integrated study of human and animal infectious disease in the Lake
562 Victoria crescent small-holder crop-livestock production system, Kenya. *BMC Infect Dis* **17**,
563 457, doi:10.1186/s12879-017-2559-6 (2017).
- 564 25 Kenya National Bureau of Statistics. *2019 Kenya Population & Housing Census* (2019).
- 565 26 Nowell, L. S., Norris, J. M., White, D. E. & Moules, N. J. Thematic Analysis: Striving to Meet the
566 Trustworthiness Criteria. *International Journal of Qualitative Methods* **16**,
567 1609406917733847, doi:Artn 1609406917733847
568 10.1177/1609406917733847 (2017).
- 569 27 National Council for Law Reporting. (2012).
- 570 28 EMA. *European Medicines Agency - Antimicrobial resistance - Recommendations on the use of*
571 *antibiotics in animals*,
572 http://www.ema.europa.eu/ema/index.jsp?curl=pages/regulation/general/general_content_000639.jsp&mid=WC0b01ac058080a585#chapter2
573 (2015), Accessed.
- 574 29 Horumpende, P. G. *et al.* Prescription and non-prescription antibiotic dispensing practices in
575 part I and part II pharmacies in Moshi Municipality, Kilimanjaro Region in Tanzania: A
576 simulated clients approach. *PloS one* **13**, e0207465, doi:10.1371/journal.pone.0207465
577 (2018).
- 578 30 de Glanville, W. A. *et al.* Household socio-economic position and individual infectious disease
579 risk in rural Kenya. *Scientific reports* **9**, 2972, doi:10.1038/s41598-019-39375-z (2019).
- 580 31 Tangcharoensathien, V., Chanvatik, S. & Sommanustweechai, A. Complex determinants of
581 inappropriate use of antibiotics. *Bull World Health Organ* **96**, 141-144,
582 doi:10.2471/BLT.17.199687 (2018).
- 583 32 Leonard, D. K. The Supply of Veterinary Services - Kenyan Lessons. *Agricultural Administration*
584 *and Extension* **26**, 219-236, doi:Doi 10.1016/0269-7475(87)90061-4 (1987).
- 585 33 Wilkinson, A., Ebata, A. & MacGregor, H. Interventions to Reduce Antibiotic Prescribing in
586 LMICs: A Scoping Review of Evidence from Human and Animal Health Systems. *Antibiotics*
587 *(Basel, Switzerland)* **8**, doi:10.3390/antibiotics8010002 (2018).
- 588 34 WHO. Multi-country public awareness survey. *World Health Organization: Geneva,*
589 *Switzerland*, 59 (2015).
- 590 35 Caudell, M. A. *et al.* Towards a bottom-up understanding of antimicrobial use and resistance
591 on the farm: A knowledge, attitudes, and practices survey across livestock systems in five
592 African countries. *PloS one* **15**, e0220274, doi:10.1371/journal.pone.0220274 (2020).
- 593 36 Caudell, M. A. *et al.* Antimicrobial Use and Veterinary Care among Agro-Pastoralists in
594 Northern Tanzania. *PloS one* **12**, e0170328, doi:10.1371/journal.pone.0170328 (2017).
- 595 37 Walker, S. Effective antimicrobial resistance communication: the role of information design.
596 *Palgrave Communications* **5**, 24, doi:ARTN 24
597 10.1057/s41599-019-0231-z (2019).
- 598 38 Tadesse, B. T. *et al.* Antimicrobial resistance in Africa: a systematic review. *BMC Infect Dis* **17**,
599 616, doi:10.1186/s12879-017-2713-1 (2017).
- 600 39 Ampaire, L. *et al.* A review of antimicrobial resistance in East Africa. *African journal of*
601 *laboratory medicine* **5**, 432, doi:10.4102/ajlm.v5i1.432 (2016).
- 602 40 Lerner, J. S. & Tetlock, P. E. Accounting for the effects of accountability. *Psychol Bull* **125**, 255-
603 275, doi:10.1037/0033-2909.125.2.255 (1999).

604 41 Kiefe, C. I. *et al.* Improving quality improvement using achievable benchmarks for physician
605 feedback: a randomized controlled trial. *Jama* **285**, 2871-2879,
606 doi:10.1001/jama.285.22.2871 (2001).

607 42 Genga, E., Achieng, L., Njiri, F. & Ezzi, M. Knowledge, attitudes, and practice survey about
608 antimicrobial resistance and prescribing among physicians in a hospital setting in Nairobi,
609 Kenya. *Knowledge, attitudes, and practice survey about antimicrobial resistance and*
610 *prescribing among physicians in a hospital setting in Nairobi, Kenya Risk factors for pulmonary*
611 *tuberculosis treatment failure in rural settings in Benin, West Africa: A cohort study* **3** (2017).

612 43 Chantziaras, I., Boyen, F., Callens, B. & Dewulf, J. Correlation between veterinary antimicrobial
613 use and antimicrobial resistance in food-producing animals: a report on seven countries.
614 *Journal of Antimicrobial Chemotherapy* **69**, 827-834, doi:10.1093/jac/dkt443 (2014).

615 44 Roth, N. *et al.* The application of antibiotics in broiler production and the resulting antibiotic
616 resistance in *Escherichia coli*: A global overview. *Poult Sci* **98**, 1791-1804,
617 doi:10.3382/ps/pey539 (2019).

618

619

620 **Table 1.** Participant Demographics and Education

Characteristics		Agrovet Staff (n=49)		Veterinary professionals (n=28)		Farmers (n=70)	
		n	%	n	%	n	%
Gender	Male	25	51.0	27	96.4	48	68.6
	Female	24	49.0	1	3.6	22	31.4
Age Group	18-24	8	16.3	-	-	2	2.9
	25-44	35	71.4	20	71.4	40	57.1
	45-64	5	10.2	6	21.4	17	24.3
	65+	1	2.0	2	7.1	11	15.7
Job Position	Animal Healthcare Worker	1	2.0	14	50.0	-	-
	Artificial Insemination Technician	-	-	1	3.6	-	-
	Sub-country Veterinary Officer	-	-	3	10.7	-	-
	Agrovet Assistant	39	79.6	1	3.6	-	-
	Laboratory Staff / Vet Technician	1	2.0	3	10.7	-	-
	Livestock Officer	-	-	5	17.6	-	-
	Veterinarian	-	-	1	3.6	-	-
	Manager	1	2.0	-	-	-	-
	Owner	9	18.4	-	-	-	-
Length of time at job	<1 Year	14	28.6	1	3.6	-	-
	1-2 Years	4	8.2	-	-	-	-
	>3 Years	31	63.3	27	96.4	-	-
Highest Education Level	No Formal Education	-	-	-	-	4	5.7
	Primary Education	-	-	-	-	24	34.3
	Secondary Education	27	55.1	3	10.7	33	47.1
	College (certificate/diploma)	20	40.8	23	82.1	7	10
	University	2	4.1	2	7.1	2	2.9
Nature of Training	Professional Qualification	8	16.3	26	92.9	-	-
	Pharmaceutical company	15	30.6	-	-	-	-
	None/Informal Training	22	44.9	2	7.1	-	-
	Cannot Remember	3	6.1	-	-	-	-

621

622

623 **Table 2.** List of the most commonly used/purchased/prescribed antimicrobials according to farmers,
624 agrovets and veterinary professionals, to treat livestock. Up to 5 ‘most common’ antimicrobials were
625 volunteered; therefore, each antimicrobial was counted once each time it featured in the
626 respondents’ answer.

Antimicrobial	Veterinary professionals (n=28)		Agrovet Staff (n=49)		Farmers (n=70)	
	n	%	n	%	n	%
Oxytetracycline	26	92.9	46	93.9	55	78.6
Penicillin-streptomycin	27	96.4	39	79.6	33	47.1
Sulfachloropyrazine	9	32.1	27	55.1	-	-
Sulfadimidine	9	32.1	13	26.5	2	2.9
Trimethoprim & Sulfadiazine	9	32.1	8	16.3	4	5.7
Tylosin & Doxycycline	-	-	18	36.7	2	2.9
Sulfamethoxazole	3	10.7	8	16.3	-	-
Gentamicin	6	21.4	-	-	1	1.4
Tylosin	4	14.3	-	-	-	-
Tetracycline	1	3.6	3	6.1	-	-
Fosfomycin & Tylosin	-	-	4	8.2	-	-
Sulfamethoxazole & Trimethoprim	-	-	4	8.2	-	-
Erythromycin	2	7.1	-	-	1	1.4
Gentamicin & Doxycycline	-	-	3	6.1	-	-
Neomycin	-	-	3	6.1	-	-
Cefalexin	1	3.6	-	-	1	1.4
Metronidazole	1	3.6	-	-	1	1.4
Ampicillin	1	3.6	-	-	-	-
Streptomycin	1	3.6	-	-	-	-
Amoxicillin	-	-	1	2.0	-	-
Dexamethasone**	-	-	1	2.0	-	-
Erythromycin & Oxytetracycline	-	-	1	2.0	-	-
Colistin*	-	-	-	-	1	1.4

627 *Highest Priority Critically Important Antimicrobials **not an antimicrobial but described by the respondent as

628 one.

629

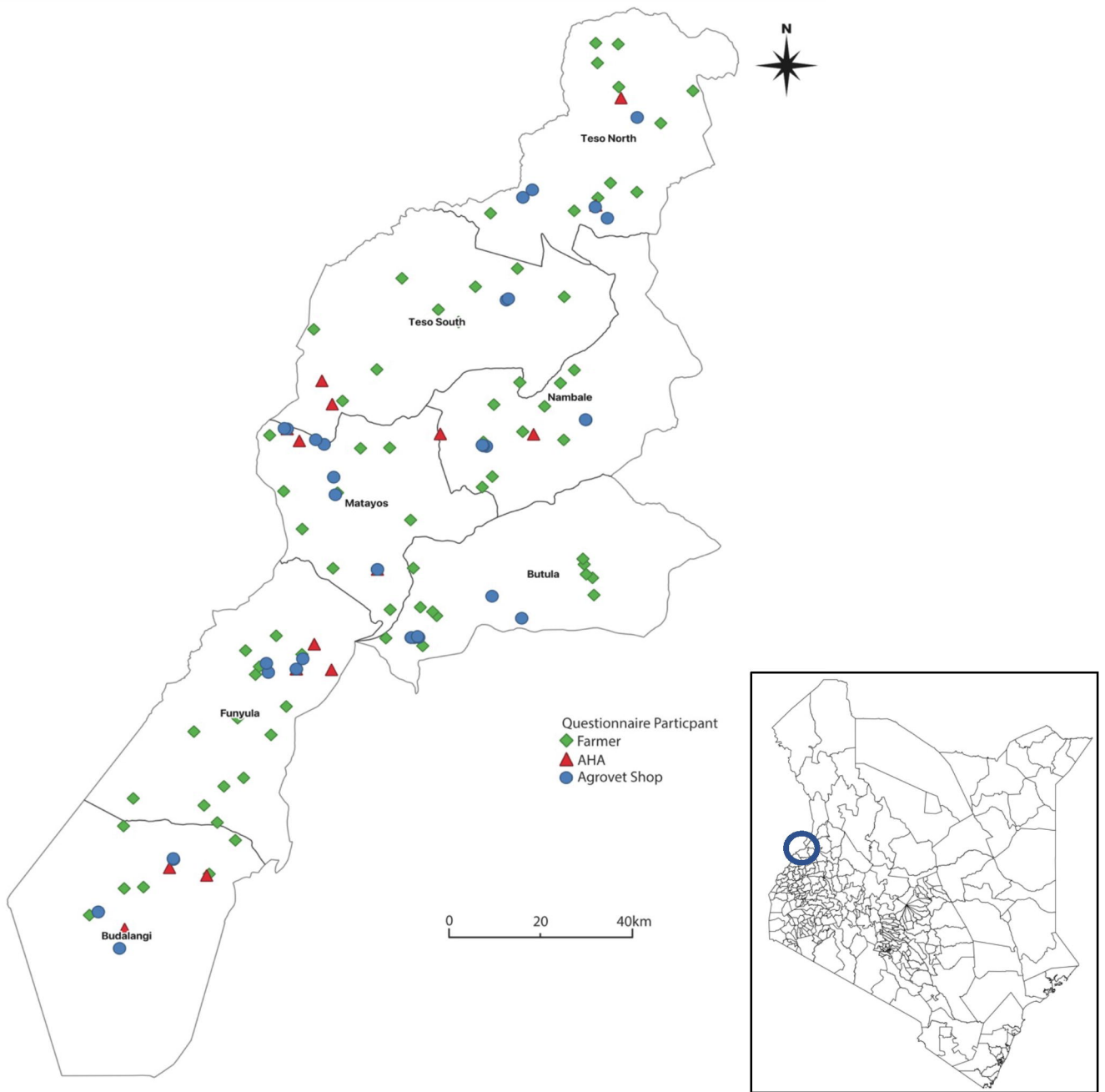


Figure 1. Map of Busia county, western Kenya, indicating the locations of all interviewed farmers, agrovets staff (within their shops) and animal healthcare assistants.

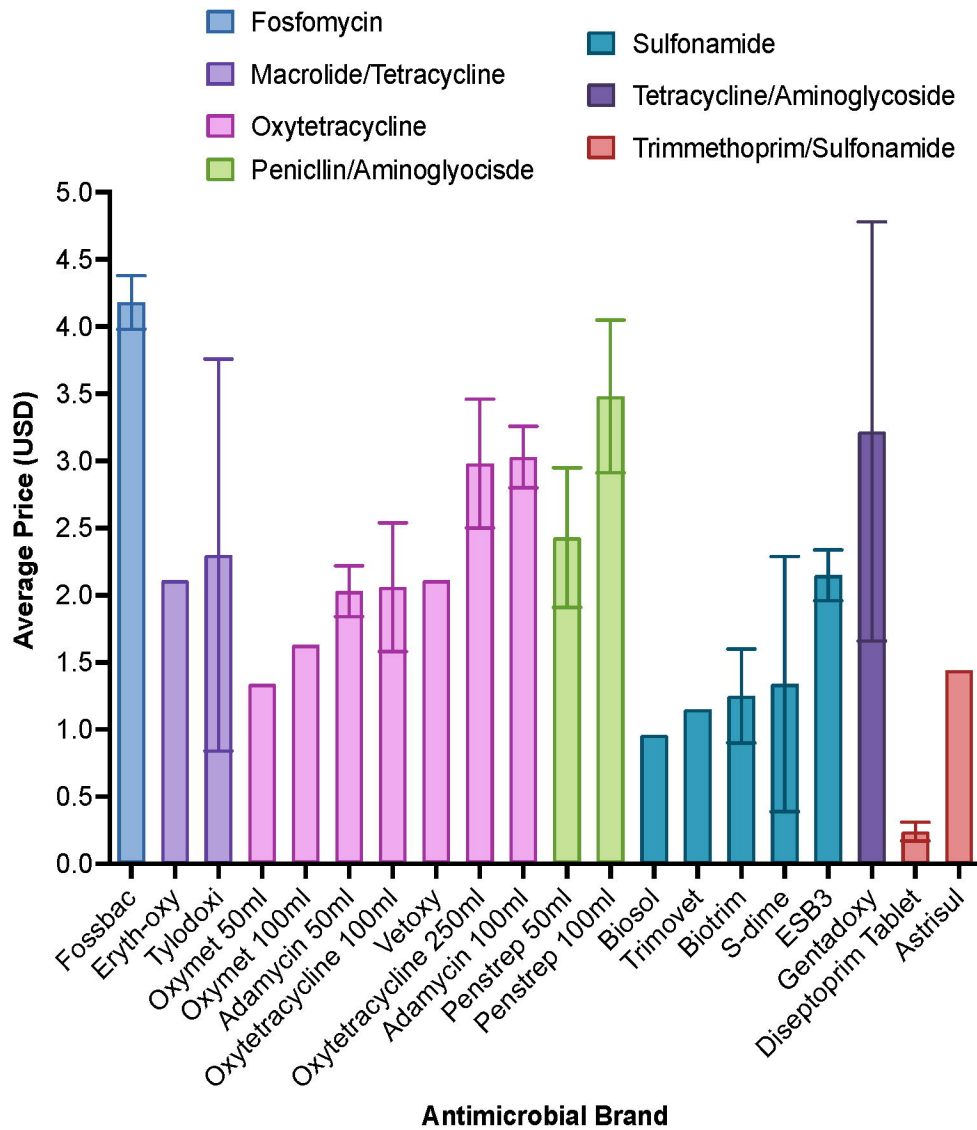


Figure 2. Average sale cost of antimicrobials from 49 agrovet shops across Busia county. Error bars represent standard deviation where more than one agrovet shop reported pricing data.

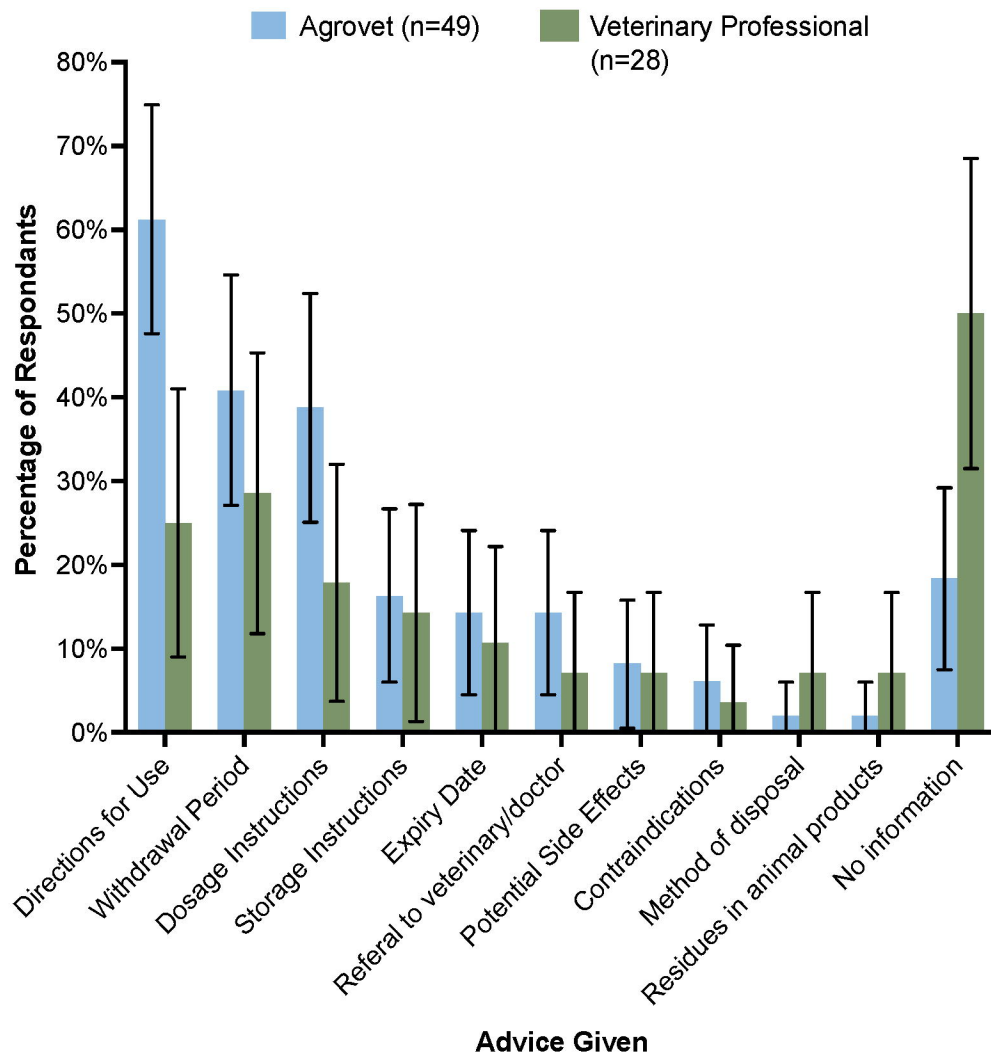


Figure 3. Information given to farmers regarding AMU, AMR and withdrawal periods at point-of-sale (agrovets shop) or when receiving a prescription (veterinary professional). Error bars represent 95% confidence intervals.

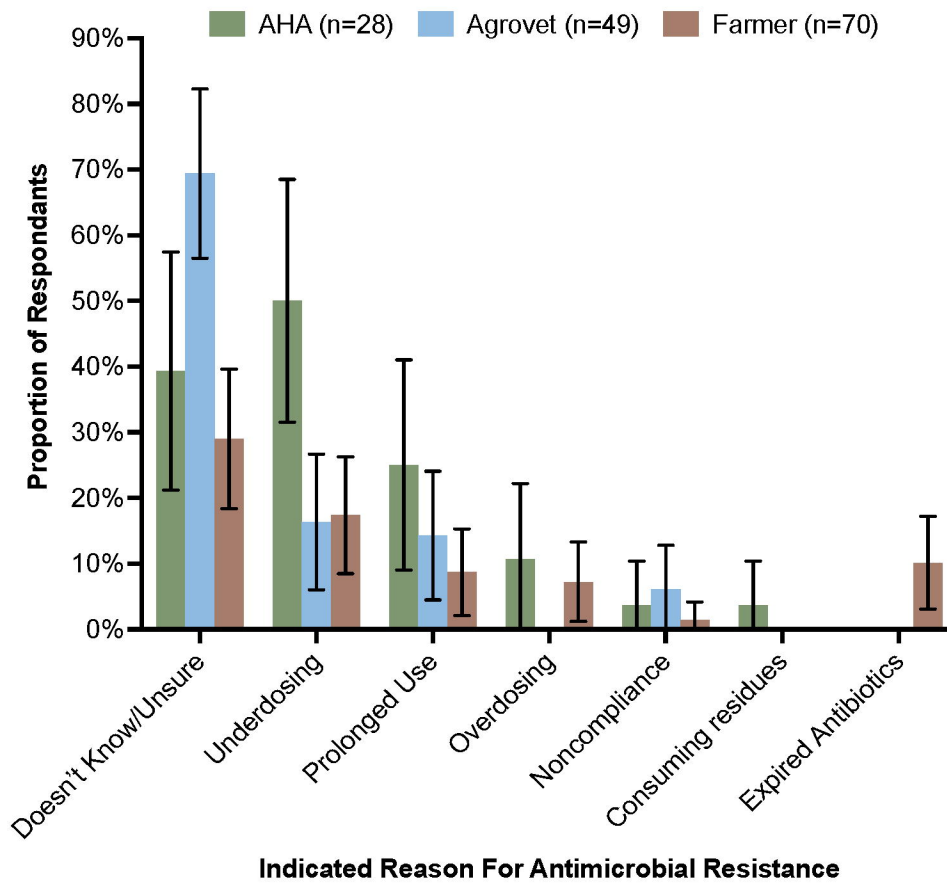


Figure 4. Most common responses given by participants indicating what they thought were the main causes of antimicrobial resistance. Error bars are 95% CI.