

1 **A Cross-Sectional Survey of the Knowledge, Attitudes & Practices of Antimicrobial Users and**
2 **Providers in an Area of High-Density Livestock-Human Population in Western Kenya**

3

4 Steven A Kemp^{1,2,3}, Gina Pinchbeck¹, Eric M Fèvre^{1,2}, Nicola J Williams¹

5

6 **Affiliations**

7

8 1. Institute of Infection, Veterinary and Ecological Sciences, University of Liverpool, UK

9 2. Division of Infection & Immunity, University College London, London, UK

10 3. Department of Medicine, Cambridge, UK

11 4. International Livestock Research Institute, Nairobi, Kenya

12

13 Address for correspondence:

14 Steven. A Kemp

15 Cambridge Institute for Therapeutic Immunology and Infectious Diseases

16 Jeffrey Cheah Biomedical Centre

17 Puddicombe Way

18 Cambridge CB2 0AW, UK

19 SK2137@cam.ac.uk

20

21 **Keywords: AMR, AMU, veterinary antimicrobials, KAP, antimicrobial stewardship**

22 **Abstract**

23 **Background**

24 Antimicrobial resistance (AMR) is one of the most important global health crises in recent times and
25 is driven primarily by antimicrobial consumption. In East Africa, there is a paucity of data regarding
26 the knowledge, attitudes and practices related to antimicrobial use (AMU). Here we investigate the
27 ways in which antimicrobial users in the veterinary sector accessed veterinary antimicrobials, and
28 common behaviours of veterinary antimicrobial users and prescribers associated with AMU and
29 AMR.

30

31 **Methods**

32 In total, 70 farmers, staff at 49 agricultural-veterinary antimicrobial shops (agrovets staff) and 28
33 veterinary animal healthcare workers or veterinary surgeons (veterinary professionals) were
34 interviewed in Busia county, western Kenya in 2016 using a standard questionnaire as a framework
35 for structured interviews. Data recorded included participant demographics, level of education,
36 access to and sources of veterinary antimicrobials, prescribing patterns and knowledge of AMR and
37 antimicrobial withdrawal periods.

38

39 **Results**

40 The majority of antimicrobials were accessed through informal means, purchased from
41 agroveterinary shops; more than half of staff did not hold nationally mandated qualifications to
42 advise on or sell veterinary antimicrobials. Approximately 40% of veterinary antimicrobials were sold
43 without a prescription and it was noted that both price and customer preference were important
44 factors when selling antimicrobials in almost all agrovets shops. Knowledge of the dangers associated
45 with AMR and AMU were mostly superficial. Treatment failure occurred often, and there was a lack
46 of differentiation between AMR and simply treatment failure.

47

48 **Conclusion**

49 In this study area in East Africa with high-density human and livestock populations, AMU was
50 primarily for maintenance of livestock health. These findings have highlighted several aspects
51 surrounding inappropriate access to antimicrobials, and as such require attention from policy
52 makers concerned with AMR in both livestock and human medicine sectors. Improving prescribing
53 practices and ensuring a minimum level of general education and awareness of prescribers, as well
54 as expanding the role of agrovets staff in antimicrobial stewardship programmes, may help begin to
55 mitigate the maintenance and transmission of AMR, particularly amongst livestock.

56

57

58 Introduction

59 Antimicrobials are essential for maintaining animal health in livestock production systems, but
60 inappropriate dispensing and dosing, poor quality of drugs, overuse and self-medication of
61 antimicrobials can select for and exacerbate the emergence, transmission, and persistence of
62 antimicrobial resistance (AMR)¹⁻³. In East Africa, there is high demand for animal food products to
63 support the rapidly growing population, and this demand is largely fulfilled by the high proportion
64 (83%) of people engaging in crop and livestock farming⁴. In some parts of the region, such as in the
65 Lake Victoria crescent ecosystem, increased demand has prompted the shift from small holder
66 farming to greater commercialisation and intensification⁵, which often necessitates increased
67 antimicrobial use (AMU) for prophylaxis and treatment of animals in order to maintain animal
68 health⁶. Livestock may act as reservoir of AMR bacteria, with potential for widespread transmission
69 between humans and animals as a result of close contact between the two or via the food chain. The
70 former is an issue when there are high densities of both humans and livestock⁴, as is the case in both
71 rural and urban Kenya, where this study was conducted^{7,8}.

72

73 There are significant ramifications of AMR amongst livestock; nine of the 14 classes of antimicrobials
74 considered to be 'critically important' for human health are used in both human and livestock
75 health. Three of these (3rd-5th generation cephalosporins, fluoroquinolones and polymyxins) are
76 considered to be highest-priority critically important antimicrobials (HPCIA) for human health⁹.
77 AMU in livestock production is predicted to increase by up to 67% by 2030; as increased AMU may
78 result in significant negative impacts on animal welfare and food security, as well as reducing
79 efficacy of antimicrobials which have crossover for human health¹⁰. However, it is important to note
80 that owing to the complex epidemiology of AMR, the quantifiable contribution that AMU in livestock
81 has on the emergence, transmission, and maintenance of AMR in humans is still debatable. Studies
82 have shown that similar strains of AMR bacteria are found in both food animals and humans¹¹, as
83 well as plasmid-mediated resistance in *E. coli* to polymyxins (*mcr-1*), originating from food animals¹².
84 Despite this, other argue that transfer of animal to human resistance genes is negligible and that
85 reduction of AMU in food-producing animals may have a negative effect on food safety and human
86 health¹³. Regardless of the debate, such data to is mostly absent in sub-Saharan Africa.

87

88 In many sub-Saharan African countries, including Kenya, there is a paucity of data on the prevalence
89 of both AMR and AMU, as the combined realities of underfunded veterinary healthcare systems,
90 limited regulatory capacities and lack of systematic, national, or regional surveillance systems

91 undermine efforts to promote prudent AMU and control AMR^{14,15}. Indeed, Kenya is part of a global
92 effort to improve surveillance capacity in line with its National AMR Action Plan.

93

94 Many existing studies examining antimicrobial treatment patterns typically rely on self-reported
95 data, showing that antimicrobials are almost always purchased without prescriptions at ‘agrovets’
96 (shops which stock agricultural and veterinary antimicrobials as well as other agro-veterinary
97 products)¹⁶⁻¹⁹. Agrovets are often staffed with pharmaceutical technicians²⁰ who have obtained
98 formal training in animal sciences. As such ‘agrovets staff’ may sell antimicrobials, but crucially
99 cannot prescribe them. To comply with local law, agrovets owners may be veterinarians and would
100 thereby be able to legally prescribe antimicrobials. Private veterinary professionals travel to farms at
101 the request of farmers where they provide advice, treat animals, or prescribe veterinary drugs.
102 Veterinary professionals would typically have professional qualifications specifically enabling them
103 to prescribe veterinary antimicrobials and are governed by the Veterinary Surgeons and Veterinary
104 Paraprofessionals Act of the Government of Kenya²¹. Together, antimicrobial sellers and prescribers
105 are responsible for, and play a pivotal role in, highlighting issues that surround AMU and AMR, as
106 well as being the front line of antimicrobial stewardship²². Relatively few studies²³ have examined
107 the knowledge, attitudes, and practices (KAP) of antimicrobial users and prescribers, and such
108 studies are critically required in order to identify risky behaviours and target them for intervention.

109

110 In this study, we assessed the way in which antimicrobials were accessed and the general awareness
111 and common behaviours relating to antimicrobial purchase and prescription amongst farmers,
112 agrovets shop staff and veterinary professionals in a small holder livestock production system in
113 western Kenya²⁴.

114

115

116 **Results**

117 ***Participant Demographics & Education***

118 A total of 70 farmers, 49 staff at agrovet shops, 27 AHAs and 1 veterinary surgeon were recruited
119 (**Table 1**). As recognised professionals, the veterinary surgeon and AHAs were considered together in
120 our analysis and are referred to as ‘veterinary professionals’ throughout. The predominant age
121 bracket for all groups surveyed was 25-44. The majority of agrovet staff were either agrovet
122 assistants (79.6%) or shop owners (18.4%). Only 44.9% of agrovet staff had obtained college or
123 university education, compared to 89.2% of veterinary professionals. For farmers, the majority
124 (47.1%) had completed at least secondary school education. Significantly more veterinary
125 professionals had received specific training in livestock health and disease ($P = 0.01$) than agrovet
126 Only 42.9% of agrovet staff and 82.1% of veterinary professionals had received specific training to
127 dispense veterinary antimicrobials. A large proportion of agrovet staff cited informal training (44.9%) as
128 their primary source of knowledge, compared to 92.9% of veterinary professionals who obtained a
129 professional qualification awarded by a college or university. However, 7.1% ($n=2$) of veterinary
130 professionals interviewed stated that they did not have university education, therefore could not be
131 called veterinary professionals.

132

133 ***Access to antimicrobials and common sales patterns***

134 All veterinary antimicrobials were purchased directly from agrovet shops, where both farmers and
135 veterinary professionals can purchase antimicrobials from. Antimicrobials and vaccines were
136 distributed to local agrovet shops by two larger wholesale agrovet shops (one within Busia county,
137 one in neighbouring Bungoma county) who obtained antimicrobials directly from manufacturers and
138 through their supply chains.

139

140 Farmers reported no restrictions (in amount or class) when purchasing antimicrobials from agrovet
141 shops, even without a valid prescription. More than half (57.1%) of veterinary professionals stated
142 that they provided a prescription for farmers to obtain antimicrobials, with the remainder treating
143 animals with their own stock and billing farmers separately for these. This agreed with responses
144 from agrovet staff who reported that they (60%) often dispensed antimicrobials against a
145 prescription. Direct observations when visiting such premises confirmed that agrovet shops did sell
146 antimicrobials with no prescription, as well as dispensing single syringes of formula antimicrobials or
147 partial-treatments to farmers, even though this is a contravened practice in Kenyan Law²⁵.

148

149 Participants were asked to indicate the most commonly sold or prescribed antimicrobials (agrovets
150 staff and veterinary professionals) or most commonly purchased (farmers), and a total of 26
151 different antimicrobials were reported by all groups. Oxytetracycline and penicillin-streptomycin
152 were the two most commonly sold or prescribed antimicrobials by agrovets staff and veterinary
153 professionals (**Table 2**), followed by sulfonamides. The majority of farmers opted to purchase
154 oxytetracycline as their primary drug of choice (78.6%) from agrovets shops. There was no reported
155 use or sale/prescription of 3rd+ generation cephalosporins or fluoroquinolones. There was only a
156 single occasion whereby a farmer purchased polymyxins (colistin), but these drugs are available at
157 agrovets when requested.

158

159 There were large inconsistencies in the reported use of antimicrobials. Antimicrobials were
160 predominantly reported as being used therapeutically (i.e. not for growth promotion or prophylaxis)
161 by farmers (85.7%) and veterinary professionals (100%), and sold for therapeutic purposes by
162 agrovets (98.0%). However, prophylactic use of antimicrobials was subsequently indicated by 37.1%
163 of farmers and 28.6% of veterinary professionals and sold as such by 38.8% of agrovets in a later
164 question in the questionnaire. Use of antimicrobials as growth promoters was reported by 37.1%
165 farmers, but not sold as such by agrovets shops or prescribed by veterinary professionals.

166

167 The most common diseases that antimicrobials were cited as being purchased to treat were East
168 Coast fever (theileriosis), anaplasmosis, trypanosomiasis, diarrhoea, and general respiratory
169 diseases.

170

171 ***Advice and considerations given at point of sale regarding AMU, AMR, and withdrawal periods***

172 Most farmers reported first seeking the advice of a veterinary professional before purchasing
173 antimicrobials (78.6%). More than half of farmers (54.3%) never requested specific antimicrobials
174 without first discussing with either agrovets staff or veterinary professional. A small minority of
175 farmers (12.9%) purchased antimicrobials without obtaining any advice from an agrovets or a
176 prescription from a veterinary professional. Such farmers stated they did so “using [their] own
177 knowledge” or “already had a prescription from a veterinary officer from a previous consultation”. A
178 small proportion of farmers also reported using antimicrobials previously prescribed or purchased,
179 “[having antimicrobials leftover] from previous use”.

180

181 In agrovets shops the primary consideration when selling antimicrobials was customer preference
182 (65.3%). Veterinary professionals’ primary consideration was antimicrobial effectiveness (57.9%) and

183 then cost (39.3%). Farmers were primarily concerned with antimicrobial cost (44.3%), followed by
184 effectiveness (40.0%). As cost was a common consideration, the sale price of various antimicrobials
185 was collected (**Figure 2**). The average price of oxytetracyclines were cheaper than
186 penicillin/streptomycin; this is consistent with the finding that oxytetracyclines were the most
187 commonly sold antimicrobial in agrovets shops. A small minority of farmers also considered
188 antimicrobial availability and the distance they needed to travel to purchase specific types of
189 antimicrobials as their primary point of consideration (5.7%). Specific agrovet shops were chosen by
190 farmers for several reasons including the “close distance to [their] farms”, ability to “get drugs on
191 credit” and for “wide selection” and “good stock availability”.

192

193 The most commonly offered information regarding antimicrobials at point of sale or prescription
194 differed significantly between antimicrobial sellers and antimicrobial providers; 61.2% of agrovet
195 staff gave directions for use of antimicrobials, compared to only 25.0% of veterinary professionals,
196 where they were provided to the farmer to use themselves. Similarly, significantly more veterinary
197 professionals chose to give no information at all (50.0%) compared to 18.4% of agrovets (**Figure 3**).
198 The other two most common cited pieces of information provided to farmers were withdrawal
199 periods and dosage instructions, though in all cases, these were reported to be read from the
200 packaging.

201

202 ***Understanding of AMR***

203 Participants rarely recognised the terms “antimicrobial resistance” or “antibiotic resistance”. Once
204 given a definition, many suggested that they had heard of it, but did not recognise the specific
205 terminology. A large proportion of agrovets (69.4%), veterinary professionals (39.3%) and farmers
206 (29.0%) did not know the causes of AMR. Of those who had some knowledge of causes, the most
207 common response was underdosing (significantly more veterinary professionals than agrovets) and
208 prolonged use (**Figure 4**). Some farmers additionally reported “bacteria mutation” (2.9%),
209 “misdiagnosis by an agrovet/AHA” (15.9%) and using “counterfeit antimicrobials” (1.4%) as causes of
210 AMR. Participants who were unsure about the cause of AMR instead guessed: “when you treat an
211 animal and it doesn’t respond”, “when the animal is tired, the antibiotic will not work” and “cheap
212 drugs no longer work, but the more expensive ones do”. Of those respondents who were familiar
213 with AMR, they suggest that there may be resistance to oxytetracyclines, penicillin-streptomycin and
214 sulfonamides were posited, though no formal resistance testing was routinely undertaken.

215

216 Knowledge of withdrawal periods was mostly superficial amongst farmers. Contrary to EU
217 regulations, withdrawal periods are usually specific to the route of administration e.g. antimicrobials
218 administered to cattle may have a nil milk withdrawal due to penetration into the udder, but would
219 have a meat withdrawal period – this is not often defined on antimicrobial packaging
220 (**Supplementary Figure 1a-d**). However, with respect to withdrawal periods or definitions, 12.9%
221 having “no understanding” (never heard of withdrawal period before), 34.3% had “minor
222 understanding” (had heard of it but quoted incorrect withdrawal periods for animal food products),
223 and 27.1% had “good understanding” (good knowledge and accurate recall of withdrawal periods of
224 each antimicrobial they regularly treated animals with). The remainder (18.6%) stated they
225 sometimes referred to antimicrobial packaging for withdrawal period times. The majority of farmers
226 stated that they did not sell or consume animals or animal products during withdrawal periods
227 (75.7%), though some reported that they purposefully chose to ignore withdrawal period
228 recommendations (17.1%). Commonly farmers fed antimicrobial residue-containing milk to their
229 dogs (14.3%) or allowed calves to suckle during treatment (44.3%). One farmer stated that they
230 regularly gave contaminated milk to their animals, despite understanding the danger of consuming
231 residues: “[I] give to the calves and the dog. [I] understand that resistance may develop in these
232 animals, but [I] choose to ignore it to avoid waste”.

233

234 ***Management of Drug Failure***

235 Only one instance of a highest-priority critically important antibiotics (HPCIA) was reportedly sold or
236 purchased during the study - colistin. No agrovets staff and only a veterinary professional (3.6%) had
237 heard the term “HPCIA” before. The majority of veterinary professionals and agrovets were unaware
238 of any specific guidelines for antimicrobial prescription or sale, which also extended to sale and use
239 of HPCIA. Some veterinary professionals cited guidelines from the Kenya Veterinary Board (21.4%)
240 or instructions from the County Veterinary Officer (10.7%) regarding sales or use of antimicrobials.
241 Agrovets staff cited pharmaceutical guidelines (6.1%) or Kenya Veterinary Board guidelines (14.3%).

242

243 In terms of defined AMR, there were no confirmed instances due to no diagnostics. However, few
244 instances of clinical failure were reported by agrovets staff (by proxy of farmers returning to purchase
245 an alternative antimicrobial from them). Where clinical failure was reported, reported failures were
246 to oxytetracyclines (10.2%), penicillin-streptomycin (4.1%) and sulfonamides (8.1%). The majority of
247 agrovets indicated that they “[did] not know” or there was “no reported” resistance to
248 antimicrobials (61.2%). Some stated that there had been cases of suspected clinical failure attributed
249 to AMR, but they did not know to which antimicrobial (16.3%) and this was not verified in a
250 laboratory setting. Veterinary professionals suggested that some clinical failures may be attributed

251 to AMR, and that such failures occurred in oxytetracycline (41.4%) and penicillin-streptomycin
252 (27.6%), but not to sulfonamides. Farmers suggested that they had encountered treatment failure in
253 less than half of cases (41.3%). Of those who reported failure, oxytetracycline was the most
254 common (20.6%), followed by penicillin-streptomycin (7.9%) and sulfonamides (1.6%). A small
255 subgroup of farmers suggested that there had been failure, but were unsure to which antimicrobial
256 (11.1%).

257

258 Where there was treatment failure, approximately half of veterinary professionals reportedly
259 collected a venous blood smear (53.6%) or sent blood for a bacterial culture (7.1%), or PCR (3.6%).
260 The remainder prescribed an alternative antimicrobial without conducting diagnostics. A quarter of
261 agrovets staff involved a more experienced agrovets staff member or veterinary professional, or the
262 owner of an agrovets shop (28.6%) where they received a report of treatment failure. More than a
263 quarter (26.5%) would suggest an alternative antimicrobial without gaining more information
264 regarding the animal and 22.4% had not encountered treatment failure before. The remainder of
265 agrovets staff would first try to obtain more information i.e. ask about more clinical signs, and then
266 recommend an alternative antimicrobial.

267

268 Many antimicrobials prescribers/sellers (64.3% of veterinary professionals and 71.4% of agrovets
269 shops) kept some form of records regarding antimicrobial sale or prescription or incidence of
270 treatment failure. There was good concordance between antimicrobials volunteered as regular
271 purchases or prescriptions and those records that we read. Half of farmers (50.0%) also had some
272 records of antimicrobials they administered to their animals though these were often nonspecific i.e.
273 did not often contain specific antimicrobial names or dosages. When questioned, farmers were
274 often unsure which antimicrobials were used as a veterinary professional had provided and
275 administered the treatment, and not recorded it for them (corroborating the previous point that
276 veterinary professionals do not provide detailed information regarding antimicrobials to farmers).

277

278 **Discussion**

279 Our study has shown that all interviewed farmers and veterinary professionals in Busia county
280 accessed veterinary antimicrobials through agrovet shops and that there were, in practice, no
281 restrictions on class or quantity that could be purchased. The most commonly purchased veterinary
282 antimicrobials were tetracyclines, sulfonamides and penicillins. This study found no reported use of
283 fluoroquinolones or 3rd+ generation cephalosporins, and only one reported use of colistin; given that
284 these antimicrobials are critically important for human health^{9,26} this was a positive finding.
285 However, few veterinary professionals or agrovet staff recognised examples of HPClAs despite being
286 presented with a list of those antimicrobials - this is likely due to lack of awareness and available
287 information. Interestingly, these drugs are widely available and found to be drugs of choice amongst
288 some farmers in more urbanised areas of Kenya⁷, despite their relatively higher cost.

289

290 Our study highlighted a number of poor antimicrobial-related sale practices in agrovet shops,
291 notably the dispensing of antimicrobials without a prescription and the inclusion of customer
292 preference as a primary consideration when selling antimicrobials. Approximately 40% of agrovet
293 staff stated that they dispensed antimicrobials without a valid prescription, though direct
294 observations made during the study suggested that all shops sold antimicrobials without a
295 prescription at least occasionally; this is consistent with similar studies conducted in Nairobi²³ and
296 Tanzania²⁷. Indeed, observations made during the study also suggest that there is a lack of formal
297 written prescriptions, and that most prescriptions are simply verbal instructions from a veterinary or
298 veterinary paraprofessional. However, this is potentially for convenience, where travel to an agrovet
299 shop or a veterinary professional cannot travel, or a farmer cannot afford to pay for an in-person
300 visit, to a farm. Furthermore, there were significant inconsistencies in the reported use of
301 antimicrobials. Despite not being prescribed or sold as such

302

303 In our study, cost of antimicrobials to farmers was a major consideration – we noted that
304 oxytetracyclines were on average cheaper than penicillin-streptomycin (relative to number of doses
305 per container), but more expensive than sulfonamides (**Figure 2**). To save on costs, farmers, who in
306 this study represent a low income group²⁸ sometimes opted to bypass veterinary professionals when
307 treating their animals. Numerous farmers stated that they had reused prescriptions from a previous
308 encounter with a veterinary professional or agrovet staff, or they opted to use leftover
309 antimicrobials from previous treatment because they had previously worked. To prevent such
310 irrational drug use by farmers, 75% of veterinary professionals purposely did not provide any
311 direction for antimicrobial use to farmers so that full responsibility for treating animals remained

312 with them (**Figure 3**). Farmer administration of drugs would be difficult to control; controlling it
313 would require interventions that limit access to antimicrobials²⁹ but also would require regulation of
314 pricing structures for access to veterinary care, which might be challenging in a liberalised veterinary
315 market³⁰.

316

317 One of the major drivers of AMU is commercial gain. Livestock production is an important industry in
318 developing countries, driven by market demand and financial incentives. As such, farmers need to
319 keep their animals healthy and resort to this by using antimicrobials. In Kenya, antimicrobials are
320 viewed as high-margin products that are typically administered or sold by a recognised professional.
321 Agrovets are routinely approached by large pharmaceutical companies to train staff (**Table 1**)
322 regarding specific antimicrobials they are selling and encourage them to purchase stock for their
323 shops. As staff have made an investment, they would therefore preferentially sell these
324 antimicrobials, even in instances where a cheaper antimicrobial may be more appropriate. It is a
325 lucrative business, as is testament to the large number of agrovets and informal veterinary
326 antimicrobial sellers found within this KAP study. Separately, veterinary professionals are paid a
327 salary and would make additional money through extension services, such as selling antimicrobials
328 directly to a farmer, and then charging them for administering those antimicrobials (and taking
329 responsibility for treatment and follow-up care of those animals). Where farmers may be unable to
330 afford such services, they would resort to noting what the veterinary professional has done, and
331 attempt to replicate this later, by purchasing antimicrobials without a prescription.

332

333 Few studies have focussed on antimicrobial prescribers and sellers and their knowledge of AMR in
334 LMICs³¹. In this study there was mostly superficial knowledge of AMR and the dangers of AMU
335 amongst farmers, agrovets and some veterinary professionals (**Figure 4**). This may have been
336 due to specific terminology, as other studies have highlighted that there is minimal familiarity with
337 terms such as AMR and antibiotic resistance^{32,33}. After an accurate definition was provided, many
338 interview participants were able to correctly give examples of factors which they thought may
339 contribute to the emergence of AMR. Withdrawal periods were also generally not well understood
340 or abided by. A study conducted in neighbouring Tanzania found that depending on the region,
341 people were variably likely to observe withdrawal periods³⁴, highlighting different attitudes to AMR
342 amongst people engaged in different types of agriculture. If there is insufficient knowledge of the
343 contribution of antimicrobial residues, this may indicate why. Some farmers in our study suggested
344 that withdrawal periods only applied to milk or eggs and were unaware that residues may also occur
345 in meat. There is clear scope, in line with Kenya's AMR Action Plan, to improve knowledge of the

346 livestock keepers and address the poor understanding of rational drug use amongst farmers and
347 antimicrobial sellers; innovative approaches such as information design (which delivers relevant
348 information in an accessible way to the end user)³⁵ could play a role in communicating information
349 regarding AMR in appropriate and simple ways.

350

351 An important issue identified in this study was ambiguity surrounding AMR. As there is a routine lack
352 of diagnostics undertaken, cases of treatment failure may be attributed to use of incorrect
353 antimicrobials or incorrect dosing, rather than development of AMR. Veterinary professionals
354 typically relied on their clinical experience for disease identification, and agrovet staff relied on
355 farmer description of animal disease, or more experienced agrovet staff to advise on an appropriate
356 treatment for those reported signs. Several diagnostic laboratories exist in western Kenya, though
357 the cost involved in collecting samples, shipping them to a laboratory and the testing itself is a
358 barrier to most farmers, who cannot afford such services. As such, there is over-reliance on
359 empirical, broad-spectrum antimicrobials.

360

361 Because AMR surveillance has not been systematically conducted in Kenya, there is incomplete
362 knowledge of the prevalence of AMR and AMU. Whilst other studies have shown a high prevalence
363 of AMR amongst humans and livestock in LMICs^{36,37}, data is lacking in Kenya. Absence of
364 documentation regarding veterinary antimicrobial therapies, systematic reporting of treatment
365 failures and AMR surveillance, precludes gaining an accurate representation of issues surrounding
366 AMR in the current circumstances. Two main areas of address are required for reduction of AMU
367 and AMR: 1) Reform through legislative and policy changes – there is some progress with this as a
368 result of the Kenyan AMR action plan, which is being implemented with support through the Fleming
369 fund (<https://www.flemingfund.org/countries/kenya/>); and 2) Additional training through
370 professional and trade bodies who supply antimicrobials to agrovet shops. With these in mind, a
371 strong emphasis on continuous professional development and information provision may help
372 achieve these aims.

373

374 This study determined that community-owned agrovet shops are the primary level of veterinary care
375 in an area of smallholder crop-livestock farming. Previous studies have shown positive correlations
376 between AMU and the level of AMR in animal populations^{38,39}, and therefore, use of antimicrobials
377 in this smallholder farming production may constitute a major contributing factor to the
378 development of AMR. To remedy this, antimicrobial stewardship must be foremost for prescribers
379 and sellers. As well as improving knowledge in the retail and farming sectors, efforts should be made

380 to standardise record-keeping into a computerised system managed in collaboration with local
381 government, to allow for accurate tracking of prescribed and sold antimicrobials and minimise over-
382 and non-prudent use of antimicrobials.

383

384 **Conclusions**

385 is a cheaper alternative to comprehensive hygiene and biosafety measures⁴⁰. The findings presented
386 in this study suggest that there was low awareness of both AMU and AMR amongst both
387 antimicrobial users and prescribers, which can have significant public health implications. Bacteria
388 isolated from livestock, humans, and their shared environments (including those which may cause
389 clinical disease in animals and have zoonotic potential), showed a high degree of AMR to numerous
390 classes of antimicrobial. This will eventually lead to a situations where there is significantly reduced
391 antimicrobial efficacy in both veterinary and human medicine. In particular, inappropriate
392 prescribing practices by agrovet shops highlights the need to encourage diverse forms of targeted
393 education focussed on prudent antimicrobial prescription and use, in combination with the
394 deployment of national level AMR surveillance in both the livestock and human populations utilising
395 an inter-sectoral collaborative approach to restrict the inappropriate use of antimicrobials.

396

397 **Methods**

398 **Study Area & Population**

399 A cross-sectional study investigating how farmers, agrovet and veterinary paraprofessionals access
400 and prescribe antimicrobials was conducted in Busia county, western Kenya in 2017. The region was
401 selected for study as it supports the highest human and animal population densities in eastern Africa
402 with approximately 893,681 people⁴¹, 83% of which engage in livestock production⁴; the region is
403 also broadly representative of other communities spanning the Victoria Lake Basin in Kenya, Uganda,
404 and Tanzania.

405

406 Busia county is sub-divided into seven 'sub-counties'. Within each sub-county, ten farms were
407 randomly selected for interview as a convenience, but also to capture the spatial distribution and
408 diversity of farming practices across the county. Systematic interviewing of agrovet shops and
409 veterinary professionals (**Figure 1**) was conducted with assistance from the sub-county veterinary
410 officer from each sub-county. Interviews were sought with the most senior member of staff in all
411 locatable agrovet shops in the county, except when shops were closed on more than two occasions
412 during repeat visits. A comprehensive list of all known veterinary professionals was collected from
413 sub-county district officers and veterinary professionals were recruited by phone. Veterinary

414 professionals were who agreed to participate were interviewed separately from agrovet shops, at a
415 convenient location to each participant.

416

417 Questionnaire Design & Piloting

418 All recruited participants were interviewed orally using a questionnaire as a framework.
419 Questionnaires were designed in Adobe® Acrobat® Pro DC (Adobe, San Jose, United States) and
420 coded electronically using AppSheet® (AppSheet c/o Solvebot Inc., Seattle, Washington). Participants
421 were interviewed in English or Kiswahili by bilingual Kenyan research members. Answers were given
422 verbally by the participant and recorded verbatim as transcribed text into the coded questionnaire
423 on a mobile phone or tablet, by the interviewer. Questions were designed to determine the
424 participant's education level, access to veterinary antimicrobials, prescribing patterns of
425 antimicrobials, knowledge of antimicrobials, resistance, and withdrawal periods. Questions
426 specifically asked of farmers focused on access to veterinary antimicrobials, basic information on
427 animals kept (date of acquisition, vaccination status), common diseases and understanding of AMR
428 and withdrawal periods. Veterinary professional and agrovet staff questionnaires focused primarily
429 on sales/prescription patterns and responsible use of antimicrobials.

430

431 Questionnaires were piloted on field team staff. Minor refinements to question wording were made
432 to better reflect local conditions before conducting a further pilot on a sub-county veterinary officer,
433 before applied in the field. A summary of all questions is presented in (**Supplementary Table 1**).

434

435 Data Analysis

436 Transcribed answers for each question were imported into Microsoft Excel 2016 (Microsoft
437 Corporation, Redmond, USA). Descriptive analysis including frequencies and percentages for
438 categorical variables (gender, age, education level) were calculated using SPSS Statistics v25.0 (IBM
439 SPSS Statistics for Windows Version 25.0, (New York: IBM Corp). Open-ended questions were
440 analysed on a question-per-question basis using a thematic approach⁴². Briefly, all responses were
441 imported into excel and read twice for familiarisation, data were coded, and then individual themes
442 were generated and checked independently. Finally, themes were reviewed once again, refined, and
443 then presented. Also using SPSS v25.0, the Fisher's exact test was used to compare specific training
444 undertaken by antimicrobial providers relating to antimicrobial prescription.

445

446 Maps were constructed using QGIS v3.10 (QGIS Development Team, <http://qgis.osgeo.org/>). Figures
447 were constructed in Prism v9.1.1.

448

449 Ethical Approval

450 Ethical approval was obtained from the Institutional Research Ethics Committee of the International
451 Livestock Research Institute (ILRI-IREC2016-03), and the University of Liverpool Veterinary Science
452 Research Ethics Committee (VREC387). All participants gave informed, written consent before
453 participation in the study.

454

455 Funding

456 This work was supported by the Biotechnology and Biological Sciences Research Council, the
457 Department for International Development, the Economic & Social Research Council, the Medical
458 Research Council, the Natural Environment Research Council and the Defence Science & Technology
459 Laboratory, under the Zoonoses and Emerging Livestock Systems (ZELS) programme, grant reference
460 BB/L019019/1. It also received support from the CGIAR Research Program on Agriculture for
461 Nutrition and Health (A4NH), led by the International Food Policy Research Institute (IFPRI). We
462 acknowledge the CGIAR Fund Donors (<http://www.cgiar.org/funders>).

463

464 Transparency Declaration

465 None to declare.

466

467 Conflict of Interest

468 None to declare.

469

470 Acknowledgements

471 We would like to thank Jane Poole (International Livestock Research Institute, Nairobi) for her
472 assistance with the study design, the field team at ILRI and Dr Salome Bukache (University of
473 Nairobi) for helping to pilot the questionnaire. Thank you to individual Busia sub-county veterinary
474 officers for accompanying us on field visits. We would also like to thank all questionnaire
475 participants who gave their time for this study.

476

477 References

- 478 1 Padget, M., Guillemot, D. & Delarocque-Astagneau, E. Measuring antibiotic consumption in
479 low-income countries: a systematic review and integrative approach. *Int J Antimicrob Agents*
480 **48**, 27-32, doi:10.1016/j.ijantimicag.2016.04.024 (2016).
481 2 Bebell, L. M. & Muiro, A. N. J. G. h. Antibiotic use and emerging resistance: how can
482 resource-limited countries turn the tide? **9**, 347-358 (2014).

- 483 3 Jasovsky, D., Littmann, J., Zorzet, A. & Cars, O. Antimicrobial resistance-a threat to the
484 world's sustainable development. *Ups J Med Sci* **121**, 159-164,
485 doi:10.1080/03009734.2016.1195900 (2016).
- 486 4 Statistics, K. N. B. o. (Inst. for Resource Development/Westinghouse, 2015).
- 487 5 Chen, M. *et al.* Diversification and intensification of agricultural adaptation from global to
488 local scales. *PLoS one* **13**, e0196392, doi:10.1371/journal.pone.0196392 (2018).
- 489 6 Van Boeckel, T. P. *et al.* Reducing antimicrobial use in food animals. *Science* **357**, 1350-1352,
490 doi:10.1126/science.aao1495 (2017).
- 491 7 Muloi, D. *et al.* Epidemiology of antimicrobial-resistant *Escherichia coli* carriage in sympatric
492 humans and livestock in a rapidly urbanizing city. *Int J Antimicrob Agents* **54**, 531-537,
493 doi:10.1016/j.ijantimicag.2019.08.014 (2019).
- 494 8 Falzon, L. C. *et al.* One Health in Action: Operational Aspects of an Integrated Surveillance
495 System for Zoonoses in Western Kenya. *Front Vet Sci* **6**, 252, doi:10.3389/fvets.2019.00252
496 (2019).
- 497 9 WHO. WHO list of critically important antimicrobials for human medicine (WHO CIA list).
498 (World Health Organization, 2019).
- 499 10 Van Boeckel, T. P. *et al.* Global trends in antimicrobial resistance in animals in low- and
500 middle-income countries. *Science* **365**, eaaw1944, doi:10.1126/science.aaw1944 (2019).
- 501 11 Pirolo, M. *et al.* Unidirectional animal-to-human transmission of methicillin-resistant
502 *Staphylococcus aureus* ST398 in pig farming; evidence from a surveillance study in southern
503 Italy. *Antimicrobial Resistance & Infection Control* **8**, 1-10 (2019).
- 504 12 Bich, V. T. N. *et al.* An exploration of the gut and environmental resistome in a community in
505 northern Vietnam in relation to antibiotic use. *Antimicrobial Resistance & Infection Control*
506 **8**, 1-10 (2019).
- 507 13 Mather, A. E. *et al.* Distinguishable epidemics of multidrug-resistant *Salmonella*
508 Typhimurium DT104 in different hosts. *Science (New York, N.Y.)* **341**, 1514-1517,
509 doi:10.1126/science.1240578 (2013).
- 510 14 Cox, J. A. *et al.* Antibiotic stewardship in low- and middle-income countries: the same but
511 different? *Clinical microbiology and infection : the official publication of the European Society*
512 *of Clinical Microbiology and Infectious Diseases* **23**, 812-818, doi:10.1016/j.cmi.2017.07.010
513 (2017).
- 514 15 Founou, L. L., Founou, R. C. & Essack, S. Y. Antibiotic Resistance in the Food Chain: A
515 Developing Country-Perspective. *Frontiers in microbiology* **7**, 1881,
516 doi:10.3389/fmicb.2016.01881 (2016).
- 517 16 Johnson, S., Bugyei, K., Nortey, P. & Tasiame, W. Antimicrobial drug usage and poultry
518 production: case study in Ghana. *Animal Production Science* **59**, 177-182,
519 doi:10.1071/An16832 (2019).
- 520 17 Higham, L. E., Onger, W., Asena, K. & Thrusfield, M. V. Characterising and comparing animal-
521 health services in the Rift Valley, Kenya: an exploratory analysis (part I). *Tropical animal*
522 *health and production* **48**, 1621-1632, doi:10.1007/s11250-016-1136-0 (2016).
- 523 18 Mboya, E. A., Sanga, L. A. & Ngocho, J. S. Irrational use of antibiotics in the Moshi
524 Municipality Northern Tanzania: a cross sectional study. *The Pan African medical journal* **31**,
525 165, doi:10.11604/pamj.2018.31.165.15991 (2018).
- 526 19 Afakye, K. *et al.* The Impacts of Animal Health Service Providers on Antimicrobial Use
527 Attitudes and Practices: An Examination of Poultry Layer Farmers in Ghana and Kenya.
528 *Antibiotics-Basel* **9**, 554, doi:ARTN 554
529 10.3390/antibiotics9090554 (2020).
- 530 20 Aywak, D. *et al.* Pharmacy Practice in Kenya. *Can J Hosp Pharm* **70**, 456-462,
531 doi:10.4212/cjhp.v70i6.1713 (2017).
- 532 21 National Council for Law Reporting. (www.kenyalaw.org, 2011).

- 533 22 Sakeena, M. H. F., Bennett, A. A. & McLachlan, A. J. Enhancing pharmacists' role in
534 developing countries to overcome the challenge of antimicrobial resistance: a narrative
535 review. *Antimicrobial resistance and infection control* **7**, 63, doi:10.1186/s13756-018-0351-z
536 (2018).
- 537 23 Muloj, D. *et al.* A cross-sectional survey of practices and knowledge among antibiotic
538 retailers in Nairobi, Kenya. *Journal of global health* **9**, doi:ARTN 020412
539 10.7189/jogh.09.020412 (2019).
- 540 24 Fevre, E. M. *et al.* An integrated study of human and animal infectious disease in the Lake
541 Victoria crescent small-holder crop-livestock production system, Kenya. *BMC Infect Dis* **17**,
542 457, doi:10.1186/s12879-017-2559-6 (2017).
- 543 25 National Council for Law Reporting. (2012).
- 544 26 EMA. *European Medicines Agency - Antimicrobial resistance - Recommendations on the use
545 of antibiotics in animals*,
546 <http://www.ema.europa.eu/ema/index.jsp?curl=pages/regulation/general/general_content_000639.jsp&mid=WCOB01ac058080a585#chapter2> (2015), Accessed.
- 548 27 Horumpende, P. G. *et al.* Prescription and non-prescription antibiotic dispensing practices in
549 part I and part II pharmacies in Moshi Municipality, Kilimanjaro Region in Tanzania: A
550 simulated clients approach. *PloS one* **13**, e0207465, doi:10.1371/journal.pone.0207465
551 (2018).
- 552 28 de Glanville, W. A. *et al.* Household socio-economic position and individual infectious
553 disease risk in rural Kenya. *Scientific reports* **9**, 2972, doi:10.1038/s41598-019-39375-z
554 (2019).
- 555 29 Tangcharoensathien, V., Chanvatik, S. & Sommanustweechai, A. Complex determinants of
556 inappropriate use of antibiotics. *Bull World Health Organ* **96**, 141-144,
557 doi:10.2471/BLT.17.199687 (2018).
- 558 30 Leonard, D. K. The Supply of Veterinary Services - Kenyan Lessons. *Agricultural
559 Administration and Extension* **26**, 219-236, doi:Doi 10.1016/0269-7475(87)90061-4 (1987).
- 560 31 Wilkinson, A., Ebata, A. & MacGregor, H. Interventions to Reduce Antibiotic Prescribing in
561 LMICs: A Scoping Review of Evidence from Human and Animal Health Systems. *Antibiotics
562 (Basel, Switzerland)* **8**, doi:10.3390/antibiotics8010002 (2018).
- 563 32 WHO. Multi-country public awareness survey. *World Health Organization: Geneva,
564 Switzerland*, 59 (2015).
- 565 33 Caudell, M. A. *et al.* Towards a bottom-up understanding of antimicrobial use and resistance
566 on the farm: A knowledge, attitudes, and practices survey across livestock systems in five
567 African countries. *PloS one* **15**, e0220274, doi:10.1371/journal.pone.0220274 (2020).
- 568 34 Caudell, M. A. *et al.* Antimicrobial Use and Veterinary Care among Agro-Pastoralists in
569 Northern Tanzania. *PloS one* **12**, e0170328, doi:10.1371/journal.pone.0170328 (2017).
- 570 35 Walker, S. Effective antimicrobial resistance communication: the role of information design.
571 *Palgrave Communications* **5**, 24, doi:ARTN 24
572 10.1057/s41599-019-0231-z (2019).
- 573 36 Tadesse, B. T. *et al.* Antimicrobial resistance in Africa: a systematic review. *BMC Infect Dis*
574 **17**, 616, doi:10.1186/s12879-017-2713-1 (2017).
- 575 37 Ampaire, L. *et al.* A review of antimicrobial resistance in East Africa. *African journal of
576 laboratory medicine* **5**, 432, doi:10.4102/ajlm.v5i1.432 (2016).
- 577 38 Chantziaras, I., Boyen, F., Callens, B. & Dewulf, J. Correlation between veterinary
578 antimicrobial use and antimicrobial resistance in food-producing animals: a report on seven
579 countries. *Journal of Antimicrobial Chemotherapy* **69**, 827-834 (2014).
- 580 39 Roth, N. *et al.* The application of antibiotics in broiler production and the resulting antibiotic
581 resistance in *Escherichia coli*: A global overview. *Poultry science* **98**, 1791-1804 (2019).
- 582 40 Robinson, T. P. *et al.* Animal production and antimicrobial resistance in the clinic. *Lancet
583 (London, England)* **387**, e1-3, doi:10.1016/S0140-6736(15)00730-8 (2016).

584 41 Kenya National Bureau of Statistics. *2019 Kenya Population & Housing Census* (2019).
 585 42 Nowell, L. S., Norris, J. M., White, D. E. & Moules, N. J. Thematic Analysis: Striving to Meet
 586 the Trustworthiness Criteria. *International Journal of Qualitative Methods* **16**,
 587 1609406917733847, doi:Artn 1609406917733847
 588 10.1177/1609406917733847 (2017).

589
 590
 591

592 **Table 1.** Participant Demographics and Education

| Characteristics | | Agrovet Staff (n=49) | | Veterinary professionals (n=28) | | Farmers (n=70) | |
|--------------------------------|------------------------------------|----------------------|------|---------------------------------|------|----------------|------|
| | | n | % | n | % | n | % |
| Gender | Male | 25 | 51.0 | 27 | 96.4 | 48 | 68.6 |
| | Female | 24 | 49.0 | 1 | 3.6 | 22 | 31.4 |
| Age Group | 18-24 | 8 | 16.3 | - | - | 2 | 2.9 |
| | 25-44 | 35 | 71.4 | 20 | 71.4 | 40 | 57.1 |
| | 45-64 | 5 | 10.2 | 6 | 21.4 | 17 | 24.3 |
| | 65+ | 1 | 2.0 | 2 | 7.1 | 11 | 15.7 |
| Job Position | Animal Healthcare Worker | 1 | 2.0 | 14 | 50.0 | - | - |
| | Artificial Insemination Technician | - | - | 1 | 3.6 | - | - |
| | Sub-country Veterinary Officer | - | - | 3 | 10.7 | - | - |
| | Agrovet Assistant | 39 | 79.6 | 1 | 3.6 | - | - |
| | Laboratory Staff / Vet Technician | 1 | 2.0 | 3 | 10.7 | - | - |
| | Livestock Officer | - | - | 5 | 17.6 | - | - |
| | Veterinarian | - | - | 1 | 3.6 | - | - |
| | Manager | 1 | 2.0 | - | - | - | - |
| Owner | 9 | 18.4 | - | - | - | - | |
| Length of time at job | <1 Year | 14 | 28.6 | 1 | 3.6 | - | - |
| | 1-2 Years | 4 | 8.2 | - | - | - | - |
| | >3 Years | 31 | 63.3 | 27 | 96.4 | - | - |
| Highest Education Level | No Formal Education | - | - | - | - | 4 | 5.7 |
| | Primary Education | - | - | - | - | 24 | 34.3 |
| | Secondary Education | 27 | 55.1 | 3 | 10.7 | 33 | 47.1 |
| | College (certificate/diploma) | 20 | 40.8 | 23 | 82.1 | 7 | 10 |
| | University | 2 | 4.1 | 2 | 7.1 | 2 | 2.9 |
| Nature of Training | Professional Qualification | 8 | 16.3 | 26 | 92.9 | - | - |
| | Pharmaceutical company | 15 | 30.6 | - | - | - | - |
| | None/Informal Training | 22 | 44.9 | 2 | 7.1 | - | - |
| | Cannot Remember | 3 | 6.1 | - | - | - | - |

593

594

595 **Table 2.** List of the most commonly used/purchased/prescribed antimicrobials according to farmers,
 596 agrovets and veterinary professionals, to treat livestock. Up to 5 ‘most common’ antimicrobials were
 597 volunteered; therefore, each antimicrobial was counted once each time it featured in the
 598 respondents’ answer.

| Antimicrobial | Veterinary professionals (n=28) | | Agrovets (n=49) | | Farmers (n=70) | |
|---------------------------------|---------------------------------|------|-----------------|------|----------------|------|
| | n | % | n | % | n | % |
| Oxytetracycline | 26 | 92.9 | 46 | 93.9 | 55 | 78.6 |
| Penicillin-streptomycin | 27 | 96.4 | 39 | 79.6 | 33 | 47.1 |
| Sulfachloropyrazine | 9 | 32.1 | 27 | 55.1 | - | - |
| Sulfadimidine | 9 | 32.1 | 13 | 26.5 | 2 | 2.9 |
| Trimethoprim & Sulfadiazine | 9 | 32.1 | 8 | 16.3 | 4 | 5.7 |
| Tylosin & Doxycycline | - | - | 18 | 36.7 | 2 | 2.9 |
| Sulfamethoxazole | 3 | 10.7 | 8 | 16.3 | - | - |
| Gentamicin | 6 | 21.4 | - | - | 1 | 1.4 |
| Tylosin | 4 | 14.3 | - | - | - | - |
| Tetracycline | 1 | 3.6 | 3 | 6.1 | - | - |
| Fosfomycin & Tylosin | - | - | 4 | 8.2 | - | - |
| Sulfamethoxazole & Trimethoprim | - | - | 4 | 8.2 | - | - |
| Erythromycin | 2 | 7.1 | - | - | 1 | 1.4 |
| Gentamicin & Doxycycline | - | - | 3 | 6.1 | - | - |
| Neomycin | - | - | 3 | 6.1 | - | - |
| Cefalexin | 1 | 3.6 | - | - | 1 | 1.4 |
| Metronidazole | 1 | 3.6 | - | - | 1 | 1.4 |
| Ampicillin | 1 | 3.6 | - | - | - | - |
| Streptomycin | 1 | 3.6 | - | - | - | - |
| Amoxicillin | - | - | 1 | 2.0 | - | - |
| Dexamethasone** | - | - | 1 | 2.0 | - | - |
| Erythromycin & Oxytetracycline | - | - | 1 | 2.0 | - | - |
| Colistin* | - | - | - | - | 1 | 1.4 |

599 *Highest Priority Critically Important Antimicrobials **not an antimicrobial but described by the
 600 respondent as one.

601

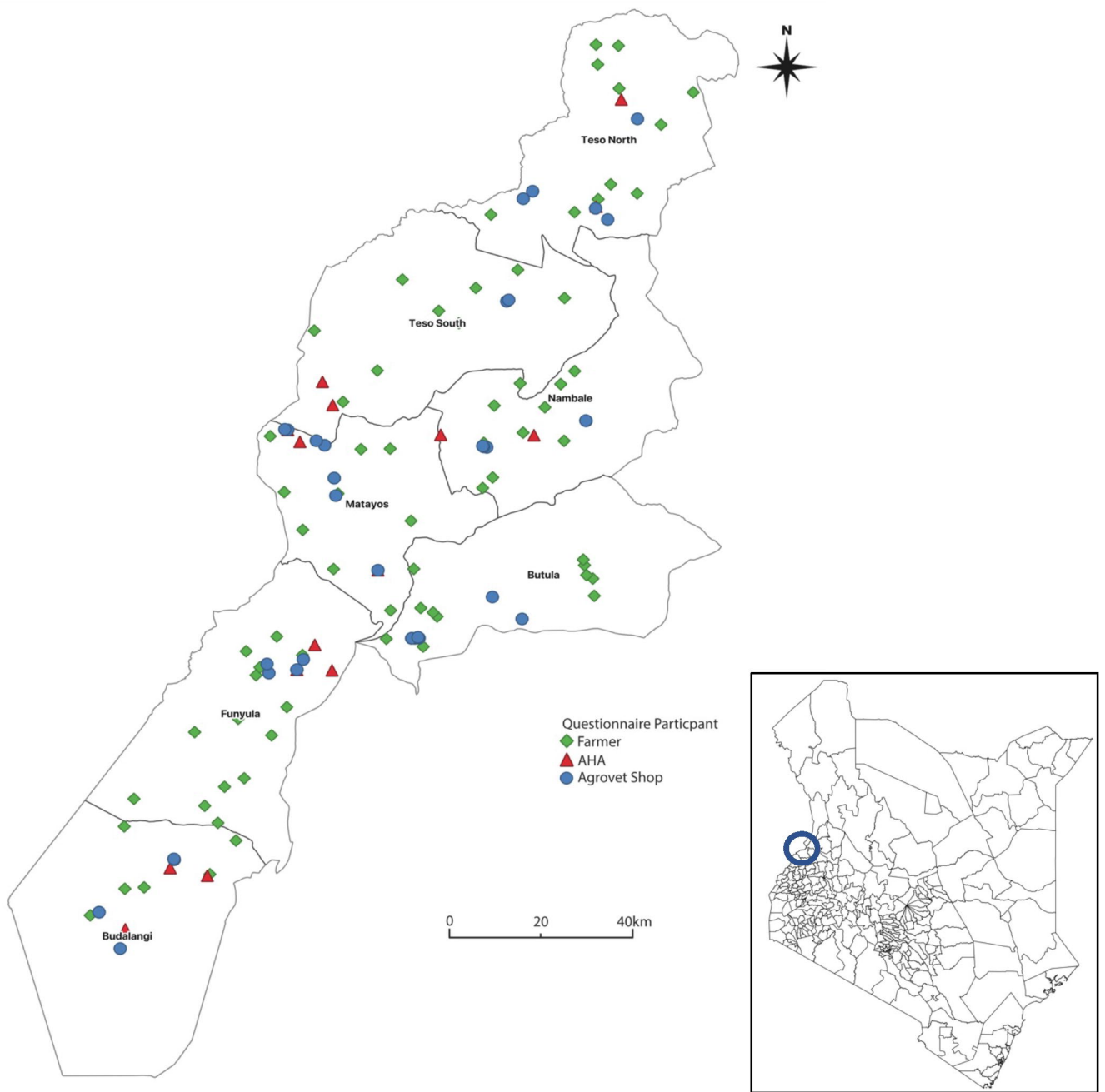


Figure 1. Map of Busia county, western Kenya, indicating the locations of all interviewed farmers, agrovet staff (within their shops) and animal healthcare assistants.

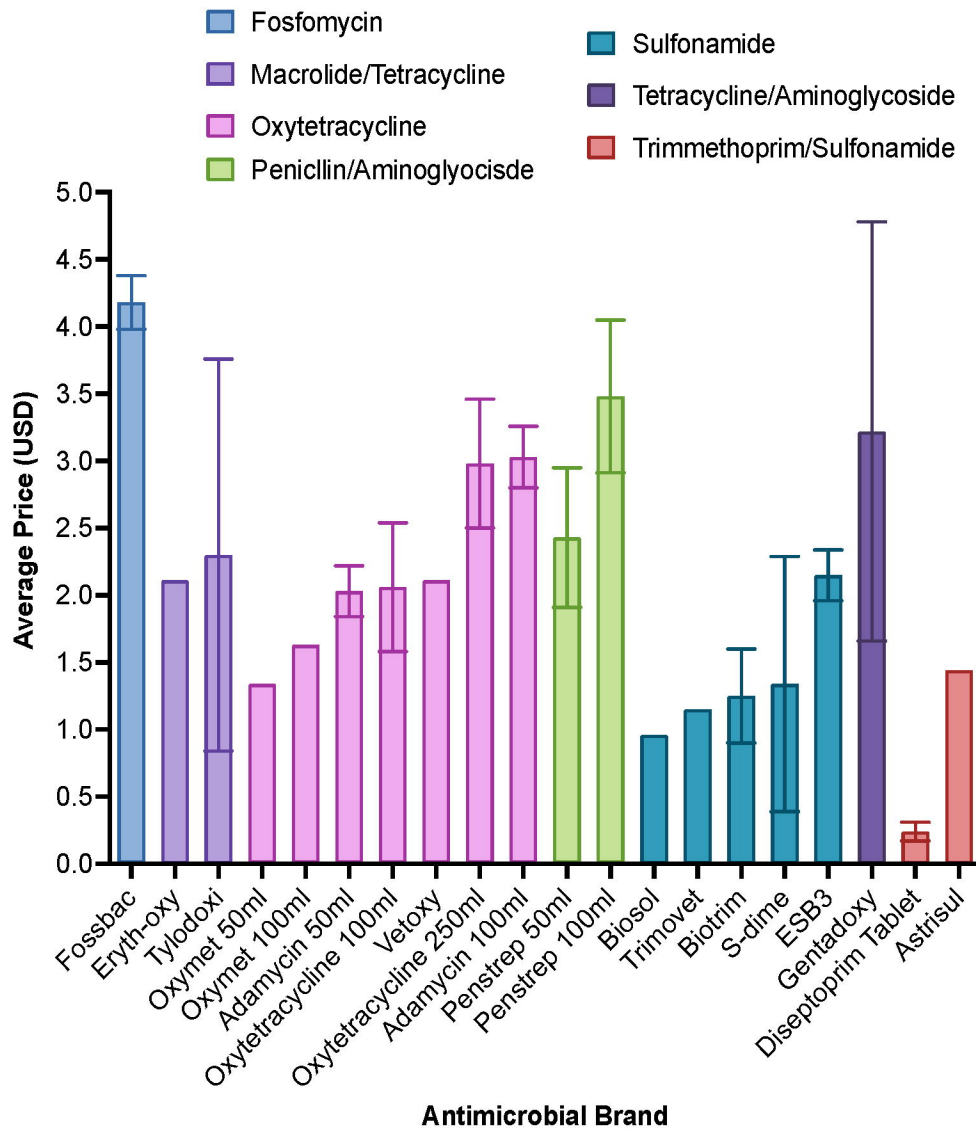


Figure 2. Average sale cost of antimicrobials from 49 agrovet shops across Busia county. Error bars represent standard deviation where more than one agrovet shop reported pricing data.

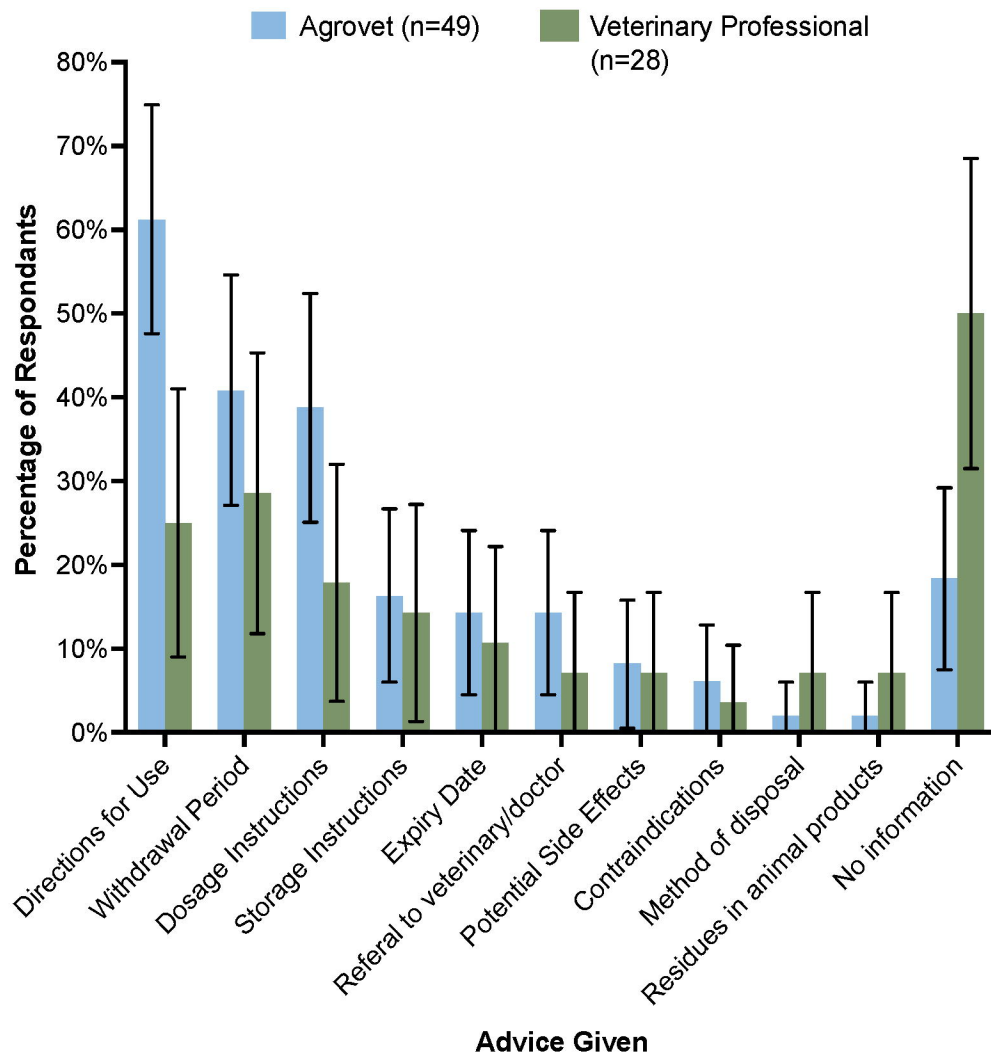


Figure 3. Information given to farmers regarding AMU, AMR and withdrawal periods at point-of-sale (agrovets shop) or when receiving a prescription (veterinary professional). Error bars represent 95% confidence intervals.

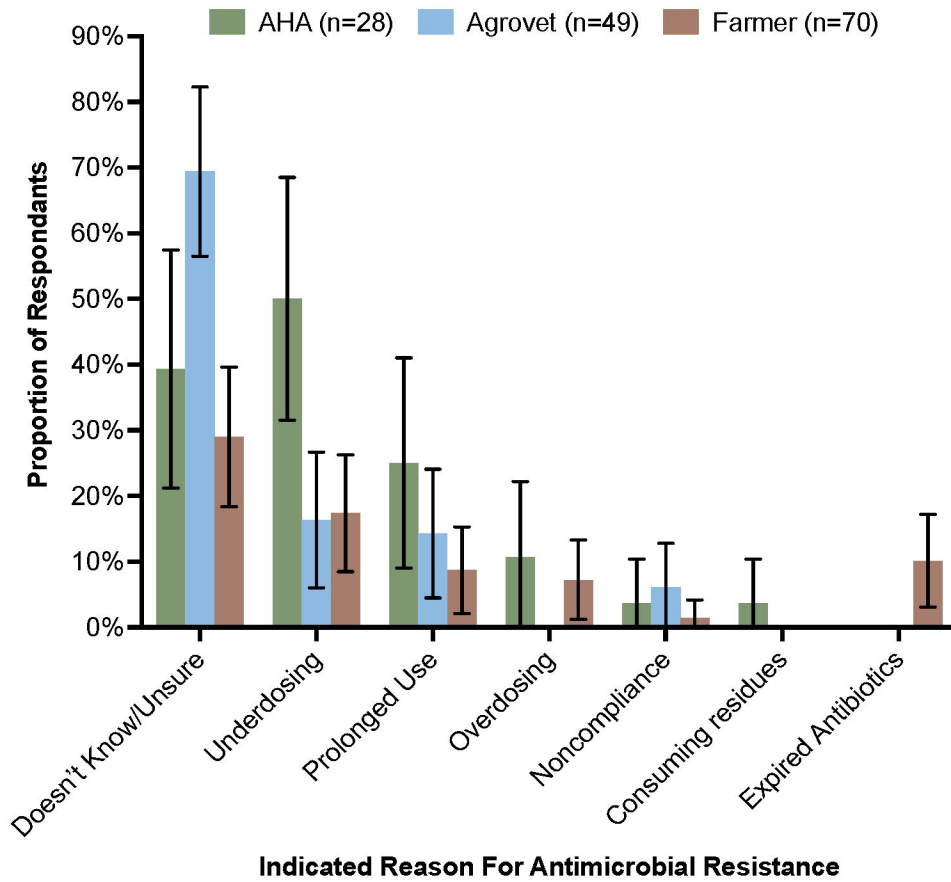


Figure 4. Most common responses given by participants indicating what they thought were the main causes of antimicrobial resistance. Error bars are 95% CI.