

Title: Dietary practices, physical activity and social determinants of non-communicable diseases in Nepal: a systemic analysis

Short title: Dietary practices, physical activity and social determinants of NCDs

Authors name (email):

Sudesh Raj Sharma^{1,2*} (yoursudesh@gmail.com)

Anna Matheson³ (anna.matheson@vuw.ac.nz)

Danielle Lambrick⁴ (D.M.Lambrick@soton.ac.uk)

James Faulkner⁵ (James.Faulkner@winchester.ac.uk)

David W. Lounsbury⁶ (David.Lounsbury@einstein.yu.edu)

Abhinav Vaidya⁷ (dr.abhinavaidya@gmail.com)

Rachel Page² (r.a.page@massey.ac.nz)

Authors affiliations

¹ DIYASU Community Development Centre, Biratnagar, Nepal

² Massey University, Wellington, New Zealand

³ Victoria University of Wellington, Wellington, New Zealand

⁴ University of Southampton, Southampton, UK

⁵ University of Winchester, Winchester, UK

⁶ Albert Einstein College of Medicine, New York, US

⁷ Kathmandu Medical College, Kathmandu, Nepal

***Corresponding author**

Sudesh Raj Sharma

Email: yoursudesh@gmail.com

Authors contributions

SRS conceived and drafted the initial manuscript. AM, JF, DL, DWL, AV and RP all critically reviewed and revised the initial manuscript. SRS prepared the final manuscript. All authors read and approved the final manuscript.

NOTE: This preprint reports new research that has not been certified by peer review and should not be used to guide clinical practice.

Abstract

Background: The objective of this paper was to describe the role of dietary practices and physical activity in the interaction of the social determinants of non-communicable diseases (NCDs) in Nepal.

Method: The study was a qualitative study design guided by systemic intervention methodology. Qualitative data were collected through key informant interviews (n=63) and focus group discussions (n= 12), and case study-based thematic analysis was carried out. Causal loop diagram was utilised to illustrate the dynamic interactions of the social determinants based on the themes. The study also involved sense-making sessions with policy level and local stakeholders.

Findings: Four key interacting themes emerged from the study. Dietary and physical activity practices have shifted significantly at community level contributing to increased risk of NCDs. The practice of healthy and locally produced meals was gradually being displaced by junk food and linked to junk food availability and declining agricultural activities. Health system was ineffective in preventing unhealthy practices. Gender and social economic factors were driving the poor dietary practices and physical inactivity.

Conclusion: While the current dietary and physical activity-related practices within communities were poor, the broader determinants such as socio-economic circumstances and gender further fuelled such practices. The health system has potential to play an effective role in the prevention of the behavioural and social determinants of NCDs.

1 **Background**

2 Poor dietary habit and physical inactivity have been identified as key risk factors in
3 increasing non-communicable diseases (NCDs) in developing countries [1, 2]. It has been
4 estimated that dietary and physical activity risks attribute to approximately 5.3 million
5 premature deaths annually [3]. In Nepal, the last Stepwise approach to surveillance (STEPS)
6 survey has shown that about 99% of people did not consume sufficient fruits and vegetables
7 but only 3% did not have adequate physical activity [4]. However, the problem of physical
8 inactivity was more pervasive in the urban and peri-urban areas with more than 5% of urban
9 respondents categorised as physically inactive [4]. A recent study showed that inadequate
10 physical activity among adolescents was 85%, indicating the shift towards physical inactivity
11 in Nepal [5].

12

13 Increasingly, there is evidence relating to socio-economic and environmental determinants
14 influencing diet and physical activity, often collectively termed social determinants [6, 7].
15 Global health agencies and experts have been pushing the agenda of NCDs prevention in both
16 developed and developing nations through focusing on the social determinants of health [8-
17 12]. In 2008, the World Health Organization proposed the landmark *Social Determinants of*
18 *Health Framework*, which highlighted the complex causal mechanism of complex health
19 issues and suggested directions for actions [12]. Since then, there has been increasing focus in
20 understanding and taking action on the social determinants of complex health issues such as
21 NCDs globally [13]. However, developing countries are far behind in their understanding and
22 actions on the social determinants of health compared to developed countries [13-17]. On a
23 positive note, some Latin American and Caribbean countries are taking significant steps in
24 addressing the social determinants of NCDs [18].

25

26 Global evidence has suggested that physical inactivity as well as junk food consumption is
27 rapidly increasing due to social, environmental and economic influences [6, 7, 19]. Rapid
28 urbanisation and changing nature of work (sedentary nature and increasing mechanisation of
29 physical work) are impacting physical activity and dietary patterns [6, 20]. A Lancet review
30 has suggested that physical inactivity is increasing among lower socio-economic groups [20].
31 Moodie et. al. suggested that transnational companies are driving the junk food epidemic
32 globally, resulting in increasing NCDs, even in developing countries [19]. A study in Nepal
33 has shown that urban population have an increased risk of chronic diseases due to ready

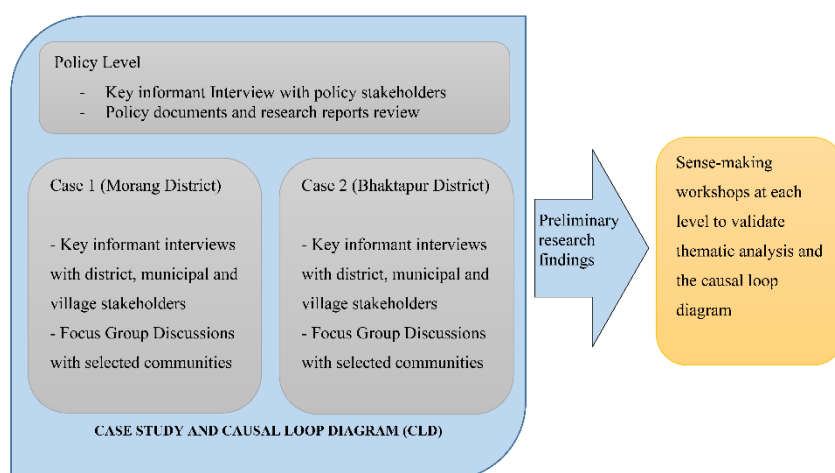
34 access to junk food and limited avenues for physical activity [4]. Further, limited policy and
35 multi-sectoral action on healthy diet and optimal physical activity promotion have resulted in
36 increase in NCDs and their risks [2, 21]. However, there is limited evidence or analysis of the
37 links between social determinants and NCDs mediated by diet and physical activity in
38 Nepalese and developing countries context. This paper assesses the role of dietary practices
39 and physical activity in the interaction of the social determinants of NCDs in Nepal.

40

41 **Methods**

42 The study design was qualitative study based on systemic intervention (SI) methodology
43 (figure 1) [22, 23]. SI adopts the critical systems thinking approach and stresses on using
44 multiple methods to understand the complex problems. A combination of case study and
45 system dynamics (causal loop diagram) methods, along with participatory sense-making
46 workshops, were adopted within the research design.

47



48

49 Fig 1. Systemic intervention study design to study social determinants of NCDs in Nepal
50 (Image republished from authors' open access article [23])

51

52 **Study area and study participants**

53 The study was conducted in Nepal from July until October 2016. Two districts (Bhaktapur
54 and Morang) from Nepal were purposively selected as case districts. Bhaktapur is a hilly
55 district near the capital city of Nepal and has a sub-tropical cold and humid climate. Morang
56 is a plain district located in the eastern part of Nepal and has a sub-tropical hot and humid

57 climate. Within each case district, one municipality and two village development committees
58 (VDC) were selected for community level data collection.

59

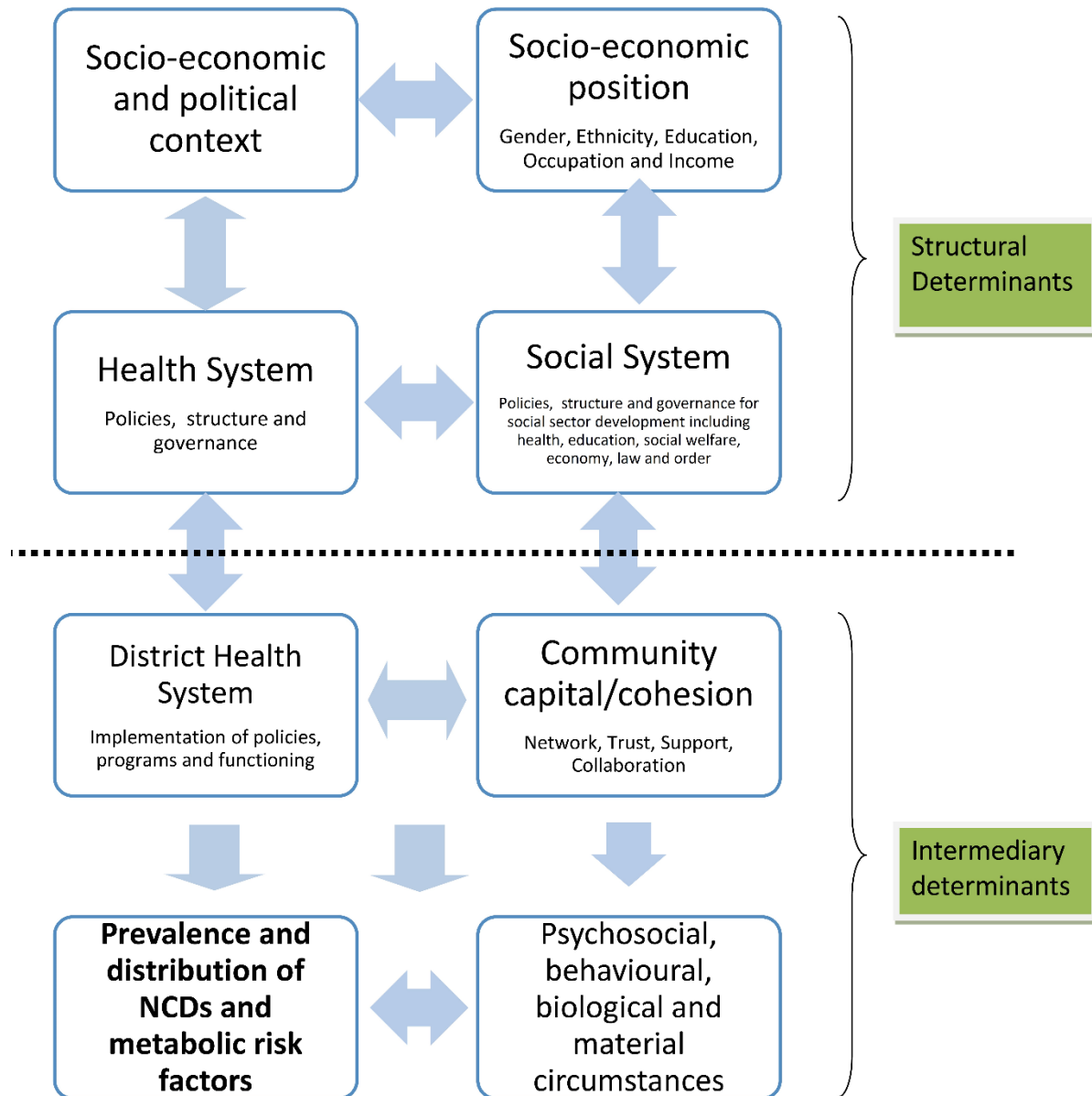
60 Community members affected by NCDs and key stakeholders from community, district and
61 policy level were the participants of the study. The key stakeholders were purposively
62 selected based on their current engagement (or potential engagement) in NCDs prevention
63 and health promotion in the case districts and at policy level in Nepal. They included
64 members of *NCDs Multi-sectoral Action Plan Steering Committee*, academia, non-
65 government organisations, District Health Officer, Local Development Officer, community-
66 based organisations, local health workers and village leaders. The communities for focus
67 group discussion (FGD) were identified through the referral of respective district health
68 offices and local health institutions.

69

70 **Data collection**

71 Data collection involved semi-structured interviews with key stakeholders from the case
72 districts and policy level. Policy level data were collected to supplement the information from
73 case districts. We developed the semi-structured interview guideline, which was guided by
74 the adapted social determinants of health framework (figure 2).

75



76

77 Fig 2. Adapted Social Determinants of Health Framework for the study of the social
78 determinants of NCDs in Nepal (Image republished from authors' open access article [23])

79

80 The sampling strategy for the study entailed identifying and participating individuals
81 knowledgeable and experienced in the issue of interest i.e. NCDs prevention at case district
82 and policy level in Nepal. The purpose of the purposive sampling was to capture the different
83 perspectives and contexts on the NCDs prevention issue guided by the study framework
84 (figure 2). Purposive sampling is often used in qualitative studies for identifying and
85 interviewing potential information-rich subjects on a complex issue like NCDs [24]. We
86 adopted the "maximum variation" strategy to investigate any complex issue that emerged
87 from across the sectors [24]. Thirty-nine participants were interviewed from the two case

88 study sites (Bhaktapur and Morang) and 24 participants from policy level. All of the
89 interviews were carried out by the first author in Nepali language. The time of interview
90 ranged from 30 minutes to one hour.

91

92 Further, 12 focused group discussions (FGDs) were conducted within the selected
93 municipalities and VDCs of the case districts. Each FGD included five to 10 community
94 people experiencing and/or caring for family members with NCDs and their metabolic risks.
95 The purpose of FGDs was to capture negotiated views on NCDs and risks as experienced by
96 individuals, families and community members belonging to different socio-economic groups.
97 Therefore, in each VDC/municipality, two FGDs were conducted with one group
98 representing a socio-economically disadvantaged community and the other a more
99 advantaged/mixed community. The FGDs were facilitated by the first author with the help of
100 local volunteers. The duration of FGDs ranged from 45 minutes to one hour.

101

102 **Data management and analysis**

103 We first transcribed the interviews and FGDs audio recordings in Nepali and then translated
104 them into English for coding and thematic analysis. We utilised the *Framework Approach* to
105 carry out the thematic analysis guided by the study framework (figure 2) [25]. Themes were
106 identified, grouped and coded by using both a deductive approach based on the study
107 framework as well as more inductive approaches to allow for emergent themes. Case analysis
108 helped in framing the qualitative and quantitative data for the local context and iterating on
109 causal linkages of various social determinants. We then developed a system map or Causal
110 Loop Diagram (CLD) to illustrate the causal linkage and mechanism of the social
111 determinants of NCDs indicated by thematic analysis. Causal loop diagramming is a system
112 dynamics technique to build a system map of a problem of interest that illustrates the causal
113 mechanism through feedback structures that are loopy in nature [26]. CLD consists of two
114 types of feedback loops: balancing and reinforcing loops, and these loops have variables
115 connected by uni-directional arrows with either positive or negative signs on them. A positive
116 sign indicates that if the independent variable increases or decreases, the dependent variable
117 also increases or decreases in the same direction. A negative sign indicates the exact opposite
118 meaning i.e. if independent variable increases, then the dependent variable decreases and vice
119 versa. The balancing loop is a goal-seeking loop, which is indicated by *B* within CLD and
120 indicates the stabilising feature of the loop. In general, causal loops with an intervention are
121 of a balancing nature that tried to mitigate the problem. On the other hand, reinforcing loops

122 (indicated by *R* within CLD) depict a mechanism that produces a result that influences more
123 of the same action, thus resulting in either growth or decline. An example of reinforcing loop
124 can be the vicious cycle of poverty and ill health. *Dedoose (Socio-cultural Research*
125 *Consultants)* and *MS Excel 2016 (Microsoft)* [27] were used to manage the qualitative data
126 [28] and *Vensim (Ventana Systems Inc.)* was used to build CLD [29].

127

128 **Stakeholder Validation**

129 Stakeholder validation was conducted through organising three sense-making workshops, two
130 at respective case districts and one at national level during January/February, 2018. The
131 workshops helped to further enrich the analysis through the feedback and suggestions from
132 the stakeholders. These workshops, indeed, became opportunities to sensitise the stakeholders
133 about the impending epidemic in Nepal. The workshops proved useful in reaching the
134 purpose of this research and the methodological stance of systemic intervention methodology.

135

136 **Ethical Consideration**

137 Formal ethical approvals were taken from the Massey University Human Ethics Committee
138 (SOA 16/37) and Nepal Health Research Council Ethics Committee (Reg. no.
139 163/2016) respectively. All participants, and in particular disadvantaged and less literate
140 groups, were clearly informed about the purpose of the study. All participants were provided
141 with an information sheet, and a voluntary written consent was obtained from all participants
142 of semi-structured interviews and focus group discussions.

143

144 **Findings**

145 Four key interacting thematic areas relating to dietary practices and physical activity
146 emerged, which were utilised to develop a causal loop diagram and demonstrate dynamic
147 complexity.

148

149 **Theme 1: Practice relating to diet and physical activity contributing to increased risk**

150 Key informants and focus group participants indicated that current food habits among most
151 Nepalese were not balanced, which was potentially leading to the problem of NCDs. A focus
152 group participant from rural Morang shared:

153 *“Nepalese food is taken three times a day. And there is rice every time, even in the*
154 *snack. That is why now, 2 out of 4 people of a family have high sugar level.” (ID: 69)*

155

156 Some participants expressed pre-existing and predominant beliefs, which was sustaining such
157 poor dietary practices.

158 *“We eat enough food (at night). Since that has to withstand us up to 10 am in the*
159 *morning.” (ID: 69; Rural Morang; FGD Participant)*

160

161 One key observation highlighted by participants from the case districts was that the
162 traditional practice of healthy eating was being gradually displaced by westernised practice of
163 eating, which is unhealthy for the Nepalese context. A FGD participant from rural Bhaktapur
164 lamented:

165 *“We used to have “Dhido” in the morning and in the evening. We used to run home*
166 *from school during lunchtime, have the lunch and return back to school. But these*
167 *days vehicles come to pick up and drop our children and there is no time to prepare*
168 *lunch for the children. So junk foods are easy.” (ID: 76)*

169

170 A policy level key informant explained that overwhelming availability and appeal of junk
171 foods were affecting local dietary practices.

172 *“In case of food habit, our raw food/fruits habits have been changed to junk food*
173 *based diet. Junk food are readily available, easy to cook and do not need much effort.*
174 *There is an increase in the use of junk food from a very early age.” (ID: 3; Policy*
175 *Stakeholder; Health)*

176

177 Some participants stressed that the Nepalese culture and traditions have potential to promote
178 physical activity and healthy diet but they continue to be ignored. Offering prayers to
179 different temples in a single walk (Newari culture), yoga and meditation (Hindu culture),
180 *Namaz* prayer (ritual Muslim prayer, which also involves different body movements) were
181 stressed by participants as practices that have physical activity significance.

182 *“In context of our geographically and culturally diverse country, we have our own*
183 *traditions of practicing yoga, meditations, bipasyana etc. but these aren't practiced in*
184 *our daily schedule.” (ID: 12; Policy Stakeholder; Health)*

185

186 Participants also reported the decline in physical activities like walking due to increasing use
187 of motor vehicles in the communities.

188 *“People who used to walk now use bicycle and motorbike now and that makes easy*
189 *for them. Because of that too, it has been decreased now.” (ID: 66; Urban Morang;*
190 *FGD Participant)*

191

192 A case study district stakeholder elaborated that people often resort to physical activity
193 practice, including yoga and morning walks, after they start suffering from diseases or
194 metabolic risk.

195 *“If we ask 100 people who come to Yoga if they do not have any such disease or*
196 *conditions, only few hands would raise up.” (ID: 30; Bhaktapur District Stakeholder;*
197 *Non-health)*

198

199 **Theme 2: Health sector issues delaying actions to improve dietary practice and physical** 200 **activity**

201 Key policy stakeholders shared that health sector has historically considered NCDs as a
202 curative care agenda instead of a multi-sectoral prevention agenda. This has led to current
203 lack of concrete structure and leadership relating to NCDs prevention which is creating a
204 delay in coordinated action for nutrition and physical activity promotion.

205 *“Our health system is resisting to adapt to addressing NCDs issues from health*
206 *promotion and prevention aspect.” (ID: 18; Policy Stakeholder; Health)*

207

208 As a result, district stakeholders reported that the district health system and below have
209 limited NCDs prevention-related activities in addition to systemic health system issues.
210 Health workers lacked training in NCDs prevention and the office had limited resources at
211 their disposal. A district stakeholder shared how the current health system was more focused
212 on curative care than preventative action.

213 *“Our [Primary Health Care] network is very good. But, it is less focus on primary*
214 *prevention compared to curative. Our system can do more primary prevention.” (ID;*
215 *25; Bhaktapur District Stakeholder; Health)*

216

217 A key policy stakeholders expressed limited health sector intervention in curbing marketing
218 and promotion of junk food leading to current junk food based dietary practice and displacing
219 the traditional diet.

220 *“Second one is food habit where major issue is aggressive advertisement of junk*
221 *foods. What is happening is, gradually we are leaving our indigenous food habits and*

222 *shifting towards the trend of consumption of junk foods may be as a fashion or may be*
223 *as a status symbol.” (ID: 9; Policy Stakeholder; Non-health)*

224

225 A rural health worker shared how the dietary practice has shifted in the last 10 years as
226 follows:

227 *“Nowadays people are eating lot of fast food. Ten years earlier people used to have*
228 *home beaten rice and beans; corn (pop-corn) and would have a balance diet. But now*
229 *people do not eat at home; they eat outside and mostly junk food.” (ID: 35; Rural*
230 *Bhaktapur; Health Worker)*

231

232 In addition, participants stressed that increased motorisation and lack of systemic
233 infrastructure were leading to limited physical activity in the case studies. There has been a
234 rapid development in road infrastructure and motorisation of public and private transport
235 systems. However, due to lack of awareness regarding active travel and luxury-seeking
236 behaviour, this has been contributing to physical inactiveness to some extent.

237 *“These days, vehicles are available right in our doorsteps. Now instead of walking to*
238 *the place that takes 30 minutes, we wait an hour for the vehicles to take us there.”*
239 *(ID: 65; Urban Morang; FGD Participants)*

240

241 Urban areas of Nepal have poor urban planning, leading to limited green and open spaces for
242 promoting physical activity among the residents. Though there are policies and regulations
243 relating to urban and housing design in place, residents simply ignore them and the
244 regulations are not strongly implemented enough to have any meaningful impact. This is
245 leading to cumulative effect of limited space as explained by a policy stakeholder:

246 *“What has happened is lack of open space has become an increasing problem*
247 *because of population growth and exposure to open space is diminishing /decreasing.*
248 *This leads to decrease in people’s habit of roaming, walking, exercise and lack of*
249 *good/high oxygen concentration. This trend is slowly fading away even in rural areas*
250 *and condition has worsened in urban areas.” (ID: 11; Policy Stakeholder; Health)*

251

252 Some participants linked limited physical activity with system ignorance and limited
253 promotion of yoga and traditional physical activity. Often the system was not focusing on
254 instilling habits of physical activities among the young people.

255 *“We ourselves are responsible for the current state of yoga. We couldn’t direct the*
256 *young generations to a correct track.” (ID: 52; District Stakeholder Morang; Non-*
257 *health)*

258

259 **Theme 3: Gendered-related norms and cultural shifts affecting physical activity and**
260 **dietary practice**

261 There were some revelations about the influence of gender on the physical activity and
262 dietary practice. Participants shared that in urban areas, females tended to be physically
263 inactive and overweight/obese.

264 *“In urban and semi urban areas obesity is seen more in married female.” (ID: 5;*
265 *Policy level)*

266

267 However, there were some positive actions being initiated within urban communities where
268 more females compared to male were engaged in yoga.

269 *“You may see that many females come to the yoga and are often married. Not many*
270 *males come; probably due to complacency and laziness.” (ID: 44; Urban Bhaktapur;*
271 *Social Worker)*

272

273 Similarly, participants shared that more and more families of foreign employed males were
274 migrating to urban centres for a better life. As a result, female members within such families
275 were detached from their regular agricultural works in the rural context and confined to
276 limited space rented houses, which significantly reduced their physical activity.

277 *“If we talk about those families whose members are working abroad, their families*
278 *now have started living in the market areas and depend upon market for every*
279 *necessities including the vegetables which once they themselves used to grow.” (ID:*
280 *7; Policy Stakeholder; Health)*

281

282 In rural areas of case districts, women who used to be engaged in agricultural activities and
283 animal rearing have rapidly given up such practices.

284 *“In our time we used to run to the field soon after having the meal. We used to*
285 *cultivate different crops and plants like maize, mustard and many more. We used to*
286 *grow mustard here like in Chitwan but now there are only bushes and grasses in*
287 *those lands.” (ID: 76; Rural Bhaktapur; Female FGD Participant)*

288

289 **Theme 4: Migration affecting agriculture sector and exposing vulnerable families to**
290 **obesogenic environment**

291 The participants pointed that migratory movement of youths and adults and their families
292 from rural to urban and foreign countries was one of the key reason for rapid decline of
293 agriculture activities. The migration created a shortage of agricultural workforce in rural
294 areas. The migration was mainly driven by limited economic opportunities in rural areas and
295 prospect of better opportunities in urban and foreign land. A policy stakeholder noted that
296 foreign migration was having double whammy effects in terms of affecting the agriculture
297 sector as well as exposing vulnerable families to unhealthy lifestyle.

298 *“At least one member of a household is earning in foreign land. Now the proportion*
299 *of population involved in agriculture has decreased in recent times. People’s*
300 *profession has changed. Along with the change in profession, people’s lifestyle has*
301 *also changed.” (Policy Stakeholder; ID: 6; Health)*

302

303 A rural stakeholder further added that the decline in agricultural activities was directly
304 resulting in increased dependency on commercially available food and decrease in physical
305 activity in rural areas.

306 *“Importantly, agricultural activity is on a decline, everyone is now buying and eating*
307 *food items in rural areas. People do not engage in hard agricultural practices as they*
308 *used to do. People now eat too much of unhealthy products.” (ID: 55; Rural Morang;*
309 *Health Facility Management Committee member)*

310

311 One of the key stakeholders explained that despite poor dietary practice and physical
312 inactivity being widespread, vulnerable group were disproportionately affected in terms of
313 health effect.

314 *“There are certain things about poor population as they have unhealthy diet but they*
315 *are involved in lots of physical activity during digging, working; the disease differs*
316 *between the poor and the rich. Physical activity is the good aspect among the poor*
317 *but there are many other factors that are negative like unhealthy diet (consume more*
318 *fast foods), inaccessibility of treatment facility and many stress factors among the*
319 *poor people results in their diseased condition. Beside that behaviour of smoking and*
320 *alcohol consumption among poor is another cause of disease.” (Policy Stakeholder;*
321 *ID: 4; Health)*

322

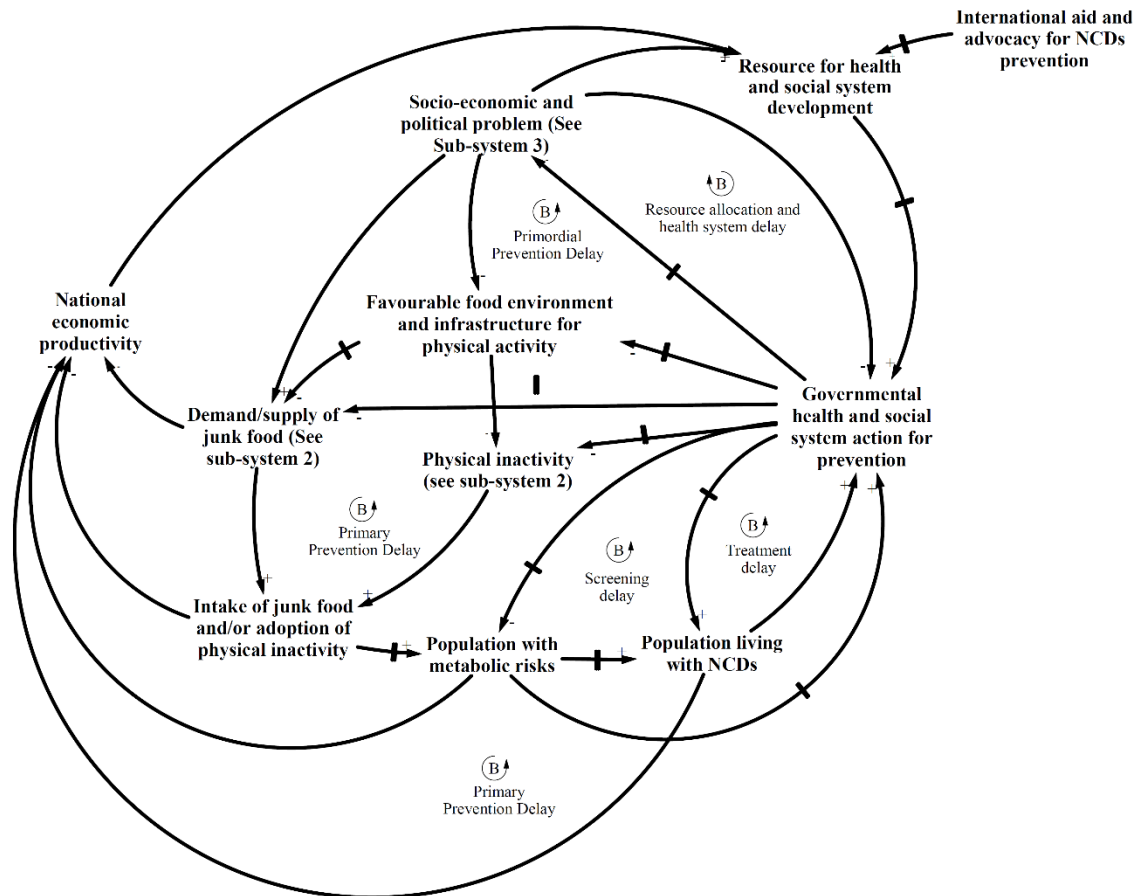
323 **CLD of major sub-systems depicting the interaction of the social determinants of poor**
324 **diet and physical inactivity and NCDs**

325 The CLDs below have been derived from the thematic analysis and show the dynamic
326 interaction of the key variables discussed above contributing to the problem of NCDs in
327 Nepal. As indicated, the development of the CLDs was an iterative process and was
328 conducted simultaneously with thematic analysis. The CLDs depicts three prominent
329 feedback mechanisms or sub-systems displaying the interactions of the social determinants of
330 NCDs: prevention delay, demand-supply and socio-economic influence.

331

332 In figure 3, the prevention delay sub-system consists of delayed balancing loops, which
333 highlight themes that indicate limited and delayed action by the health system towards
334 addressing poor diet and physical inactivity-related practices as indicated in the results.
335 Awareness-raising campaigns and multi-sectoral coordination for promoting sustainable food
336 systems and physical activity-friendly environments were lacking for prevention of NCDs.
337 The health system was possibly guided by the mental model that poor diet and physical
338 inactivity were more due to individual behaviour, hence the interventions in developing
339 countries were limited to campaigns and medical services provision. The CLD highlighted
340 the themes indicating that multi-sectoral coordination for sustainable food systems and
341 improving physical infrastructure were continually neglected by the overall health and social
342 system. The themes also indicated that junk food companies are using various tactics to
343 promote their products as a healthier option. The same sub-system hints at the curative
344 orientation of the health system (i.e. the increasing chronic diseases problem in turn put
345 pressure on the government to provide curative care services, leaving limited resources for
346 preventative actions, including multi-sectoral coordination).

347



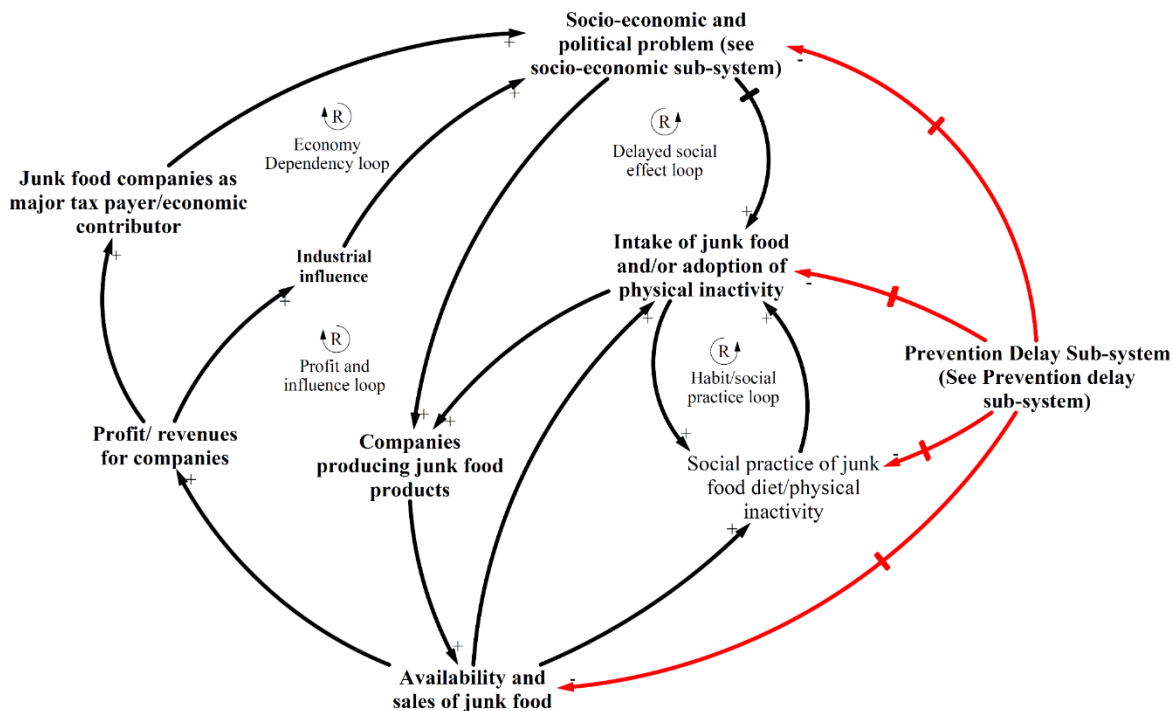
348

349 Fig 3. Prevention delay sub-system showing the interaction of governmental response to
 350 promote healthy diet and physical activity, other sub-systems and NCDs

351

352 Demand-supply sub-system (figure 4) highlights how individuals and communities were
 353 being framed for consuming junk food and drinks due to limited policy and programmatic
 354 interventions relating to junk food/drink. The demand-supply sub-system mainly comprised
 355 of reinforcing loops and showed that junk food availability was resulting in increased
 356 consumption and affecting local food systems as well as social practices in the case district of
 357 Nepal. The extensive marketing of such products as healthy, easy to prepare, cost-effective,
 358 family food, etc. have driven the consumption of junk food. The junk food companies are
 359 possibly utilising their economic strength to influence both government and public through
 360 policy influences and marketing as indicated by study participants.

361



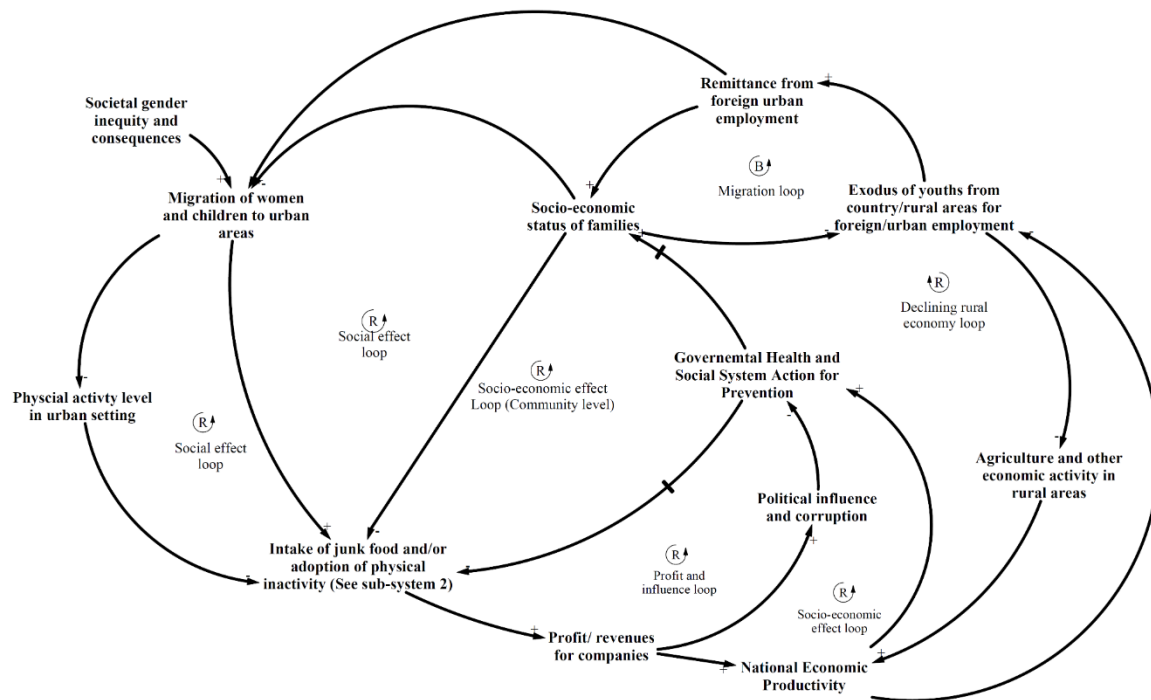
362

363 Fig 4. Demand-supply sub-system showing the interaction of availability and sales of junk
364 food, other sub-systems and NCDs

365

366 Socio-economic sub-system (figure 5) can be conceptualised to distally drive the other two
367 sub-systems towards increasing the burden of NCDs as per the thematic analysis. The sub-
368 system shows the dynamic complexity about how junk foods, physical inactivity and social
369 and economic influences were interacting, which was giving rise to NCDs problems. In
370 particular, socio-economic situation was fuelling the migration of vulnerable groups from
371 rural to city areas and foreign countries, which was not only pushing the rural agriculture
372 system to the verge of collapse but also exposing rural people to unhealthy lifestyles. The
373 sub-system also shows the disproportionate vulnerability and health effects experienced by
374 the female members of migrant families and female in general.

375



376

377 Fig 5. Socio-economic influence sub-system showing the interaction of socio-economic
 378 status, other sub-systems for dietary and physical activity practices and NCDs

379

380 Discussion

381 The causal mechanism of influence of the diet and physical activity on NCDs was complex
 382 and is discussed here in the light of existing evidence and from systems perspective.

383 Specifically, we utilise system archetypes (figure 6), a simpler version of CLDs, to present
 384 the mechanism in a way that generates insights for health system action [30].

385

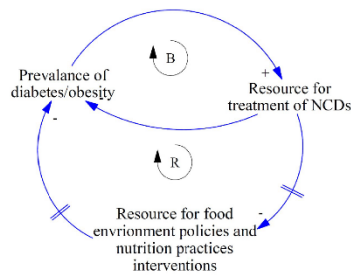


Fig 6A Fixes that fail

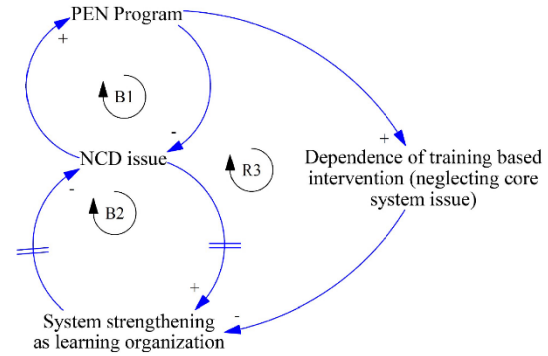


Fig 6B Shifting Burden

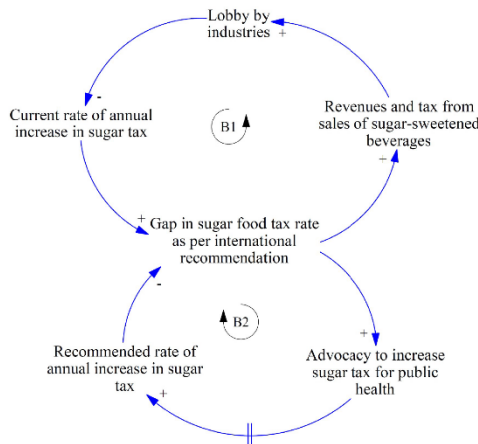


Fig 6C Drifting goal

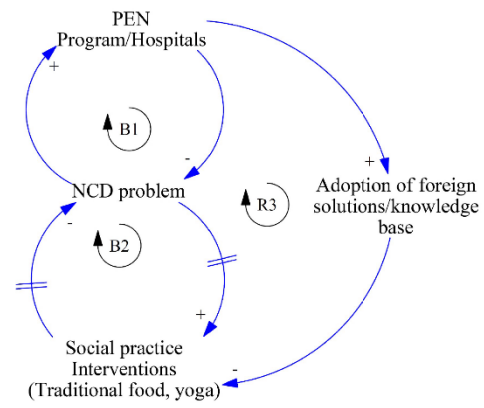


Fig 6D Shifting Burden

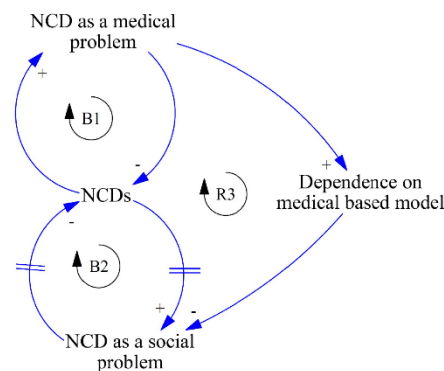


Fig 6E Shifting Burden

386

387 Fig 6 System archetypes showing different mechanisms of influence of dietary and physical
388 activity practices on NCDs

389

390 **Promotion of healthy dietary behaviour and physical activity**

391 In this study, prevention-delay sub-system indicated that the health system has not been
392 structured and functioning effectively to promote healthy behaviours relating to diet and
393 physical activity. The health system in many developing countries like Nepal is yet to
394 prioritise the prevention of NCDs and their behavioural risks [31-34]. In Nepal, evidence

395 indicates that NCDs have been considered as a curative service agenda with increasing
396 budgetary provisions in hospitals, patient care and development of clinical human resources
397 rather than prevention [35]. This resonates with the *Fixes that Fail* system archetype (figure 6
398 A).

399

400 Further, in many developing countries, national strategies for improving diet and physical
401 activity exist [36-39] but most strategies are not effectively implemented due to limited
402 resources and system inefficiency [40, 41]. In particular, developing countries are often
403 lagging behind in terms of formulating and implementing legislations and programmes
404 relating to control of junk food as well as developing physical activity-friendly infrastructures
405 [19, 42], similar to the findings in this study. While developed countries are gradually
406 addressing the junk food epidemic through policy measures, developing countries do not
407 have any mechanism in place to control the junk food epidemic. The junk food companies are
408 being increasingly compared to tobacco/alcohol companies due to their marketing strategies
409 that target vulnerable children and population groups and their role in affecting the local food
410 systems and ultimately health [19]. Further, poor systematic infrastructure-related policy
411 action has been contributing to poor physical activity around the world [42, 43]. Prevention
412 delay sub-system has illustrated that disease prevention and health promotion efforts in Nepal
413 have been offset by systemic issues within health system. As a result, complex problems like
414 NCDs continue to persist and there is tendency of health system to focus on easily
415 implementable solutions than a comprehensive approach which require health system
416 strengthening. This can be captured by the *Shifting Burden* archetype (figure 6 B). Many
417 developing countries face similar health system challenges such as poor governance and
418 management, resulting in inefficiency and ineffectiveness [44-47]. The health system
419 continues to be ineffective and inefficient due to top-down approach, and leadership and
420 management issues. Public health actions in developing countries are often short-sighted and
421 implemented without collaborating effectively with other sectors. Strong leadership,
422 appropriate system structure and political commitment could play a significant role in
423 strengthening the health system and supporting comprehensive prevention initiatives in
424 developing countries like Nepal [41, 48]. This shift will ensure more time and resources for
425 the implementation of the prevention initiatives that is essential for combating complex
426 problems like NCDs and their behavioural risks [49, 50].

427

428

429 **Junk food access and marketing influencing consumption of junk foods**

430 Demand-supply subsystem showed an increased access to highly processed food by
431 everyone, especially young people. Evidence suggests that the junk food habit is very
432 pervasive among children and adults in both urban and rural areas of South Asia region [51-
433 54]. Further, a key mechanism that was prominent in the findings was the deskilling of the
434 traditional food preparation due to wider availability of the junk food and fast food. Evidence
435 from around the world has also confirmed that traditional-based diets are gradually being
436 replaced by junk food habit [55-58]. A review has highlighted how the local food systems
437 were being shaped more by profit motives of the companies than by optimal nutrition [59]. In
438 addition, migration of male youths, especially from rural areas, was driving the migration of
439 families to urban areas, which is suddenly exposing families to an obesogenic environment.

440

441 Marketing of junk food is another key reason for the increasing access of the junk food as
442 shown by different types of evidence [60] and highlighted by demand-supply sub-system.
443 Often, the junk food companies through quality advertisements would associate their
444 products with some social services or claim their products to be nutritious and can be enjoyed
445 by an entire family [61]. Such practices of social marketing and misleading vulnerable
446 population has been well documented in developed and developing countries [61-63]. Similar
447 to the findings of this study, a report identified the price factor, easy availability and lack of
448 government control were some of the factors that were leading to families providing children
449 with junk food [61].

450

451 Enforcement agencies have limited ability to control junk food due to lack of regulations and
452 positive framing of junk food by companies producing junk food. Junk food and sugar-
453 sweetened beverages issues have not received much attention in public health policies and
454 action in developing countries [19], which has also been reflected in the themes of this paper.
455 Further, the effects of junk foods on local food systems have not been explored extensively.
456 Developed countries with ample evidence of the effects of junk food are still facing stiff
457 challenges in preventing the junk food induced obesity epidemic [64, 65]. The labelling of
458 products is still a contested issue in Australia and New Zealand [66]. A Lancet review
459 suggested that tactics of food companies influencing national policies can be considered
460 similar to that of tobacco companies [19]. The *Drifting Goal* system archetype depicts the
461 influence of food industries in delaying public health regulations for junk food such as sugar
462 tax (figure 6 C).

463

464 **State of physical activity including traditional exercises**

465 As noted in the themes and indicated in the CLD (interaction between all three subsystems),
466 physical activity was on a decline in both urban and rural areas. A study in India showed that
467 physical activity was gradually decreasing in rural India as well due to increasing urban
468 influences, including adopting urban lifestyle in rural settings, motor vehicle access and
469 mechanisation of agricultural activities in rural areas [67]. Research in rural India and
470 Bangladesh show a similar increasing phenomenon of physical inactivity in rural areas [68-
471 70]. This study showed a shift in social practices (such as travelling, working and exercise
472 practices) resulting in adults being physically inactive, which was further complicated by
473 habit of consuming energy-dense food. A similar shift in diet and physical activity has been
474 observed elsewhere in developing countries contributing to NCDs [71-73]. People only
475 resorted to healthy diet and exercise after being affected with metabolic risk, a tendency that
476 can be explained by behavioural and psychological theories [74, 75]. Evidence from South
477 Asia region evidence has even suggested that people do not readily change their lifestyle even
478 after being affected with NCDs metabolic risks [76].

479

480 The study findings suggested that traditional exercises were being ignored, which have
481 potential to keep the general population healthy, based on cultural values and beliefs. The
482 Vedic culture of Nepal (relating to Hindu religion) is rich in such exercise practices,
483 particularly in yoga and meditations. Yoga is becoming increasingly popular in the Western
484 countries due to its benefits [77] but continues to be neglected in Nepal. This can be
485 explained by *Shifting the Burden* archetype (figure 6 D) where the health system has not
486 realised the most effective and preventive measures are based on local socio-cultural
487 practices.

488

489 **Socio-economic situation, migration and gender effect on dietary practice and physical** 490 **activity**

491 This study showed that socio-economic factors was influencing the diet and physical activity
492 practices in multiple ways within the case districts. In rural areas, there was limited
493 awareness about diet and physical activity. A relatively higher level of physical activity in
494 rural areas could be attributed to agriculture and farming practices, while in urban areas,
495 despite awareness, practice of balanced diet and physical activity was lacking. Available
496 evidence also indicated this complex relationship [20, 78]. Some evidence showed that higher

497 income groups were physically inactive while in some context, lower income groups had
498 poor physical activity [79, 80]. A Lancet article noted this complexity and indicated that there
499 may be a social patterning, which was shifting in the developing economy [20]. Such a shift
500 of social patterning needs to be further researched. In this study, health was secondary to the
501 vulnerable group who were experiencing economic hardship. More and more people are
502 migrating to urban areas due to economic hardship and unequal development, which is
503 exposing people to urban influences of junk food diet and limited physical activity. A study
504 in the US has shown that low-income households have a fatalistic attitude towards their
505 health, possibly due to socio-economic circumstances and lack of ability to control their lives
506 [81].

507

508 This study also found an increasing issue of poor diet and physical inactivity among women,
509 both in urban and rural areas. While evidence to support our findings from rural areas was
510 limited, but evidence suggest women in urban areas are more vulnerable to the obesogenic
511 environment than male [53]. Urban females' lack of exercise could be understood by the fact
512 that they remain mostly inactive due to confinement to household duties and child rearing, an
513 outcome of Nepalese patriarchal social construct. A sense of the low power of females can be
514 interpreted by limited access, time and autonomy for females to care for their health and
515 engage in active lifestyles. Similar findings of limited autonomy among women relating to
516 diet and physical activity related decisions have been reported elsewhere [82]. This study,
517 particularly, identified the increased health vulnerability of rural women who migrated to
518 urban areas due to sudden exposed to urban lifestyle. A more critical observation is needed to
519 understand the level of autonomy and access to services of the women among different socio-
520 economic group in both rural and urban areas.

521

522 The study findings indicated that the rapid migration and resulting decline in rural
523 agricultural activity had both health and economic implications. The migration of
524 economically active youths and their families to cities and foreign countries not only affected
525 their lifestyle but also affect the local food systems and economy. A review has suggested
526 that locally grown fresh foods were being replaced by imported vegetables and international
527 junk food and supplies, which are cheaper [83]. As a result, the share of agriculture in the
528 gross domestic product has been rapidly decreasing despite a significant (but declining)
529 population still being engaged in agriculture and availability of improved technologies for the
530 agriculture sector [84].

531

532 Further, the interaction of the socio-economic sub-system with the prevention delay sub-
533 system (as shown in CLDs) is yet to be appreciated by the health system, thus resulting in
534 limited action on social determinants of NCDs. This continuous ignorance of socio-economic
535 determinants of NCDs by the health system closely resonates with *Shifting the Burden*
536 archetype (figure 6 E). This CLD model and its archetypes could provide critical insights to
537 health system in addressing NCDs through comprehensive multi-sectoral action to address
538 those socio-economic determinants of poor diet and physical inactivity. Health sector are in a
539 good position to advocate and accelerate actions on the social determinants of NCDs in
540 relation to diet and physical activity and these CLDs and archetypes could be a starting point
541 for action.

542

543 The research comprised of some key limitations. The broader scope of the study framework
544 meant that we could only partially illustrate the key social determinants of poor diet and
545 physical inactivity risks in the context of Nepal. We have indicated within the paper that
546 localised qualitative and quantitative studies are needed to understand the dynamics
547 interactions of the social determinants of NCDs and their key risks factors. Further, the CLDs
548 can be improved as new evidence emerges, which is one of the key strength of systems
549 thinking approach to understand and tackle a complex problem. A key methodological
550 challenge was limited participation of local stakeholders during the sense-making workshops,
551 which did affect the quality of sense-making workshop.

552

553 **Conclusion**

554 This paper has presented a combination of key social determinants influencing dietary
555 practices and physical activity in Nepal. Health system actions were delayed in terms of
556 regulating junk food sales and coordinating with other sector for improving physical activity.
557 While diet and physical activity-related knowledge and practices as well as environmental
558 factors were poor, the broader determinants such as socio-economic status accelerated the
559 migration to urban areas and exposure of population (in particular, female and children) to an
560 obesogenic environment. In particular, traditional dietary and physical activity practices were
561 being displaced negatively affecting one's health. Decline in agricultural activities was
562 affecting physical activity level, local food systems and ultimately economy. The health
563 system could play a key role in raising awareness, monitoring the markets for unethical

564 marketing of junk food, and coordinating with other sectors for strengthening local food
565 systems, creating infrastructure that promotes physical activity and addressing socio-
566 economic determinants of poor diet and physical inactivity. MoH could advocate and show
567 evidence of the need for such preventative action through the creation of a powerful national
568 agency to facilitate inter-sectoral collaboration and achieve SDH focus.

569

570 **Acknowledgement**

571 The paper is derived from the PhD project of the first author and hence would like to
572 acknowledge all the participants and supporters of the PhD study including Ministry of
573 Health/Nepal, District Public Health Office Morang, District Public Health Office Bhaktapur.
574 The authors would also like to thank research ethics committees of Massey University and
575 Nepal Health Research Council. We would like to acknowledge Mr. Shiva Raj Mishra (PhD
576 Student at University of Queensland) and Mr. Mohan Paudel (PhD Student at Flinders
577 University) for their critical review and suggestions on this paper.

578

579 **References**

- 580 1. World Health Organization. Global Status Report on noncommunicable diseases 2014. World
581 Health Organization, 2014.
- 582 2. Lachat C, Otchere S, Roberfroid D, Abdulai A, Seret FMA, Milesevic J, et al. Diet and Physical
583 Activity for the Prevention of Noncommunicable Diseases in Low- and Middle-Income
584 Countries: A Systematic Policy Review. *PLOS Medicine*. 2013;10(6):e1001465. doi:
585 10.1371/journal.pmed.1001465.
- 586 3. Lee IM, Shiroma EJ, Lobelo F, Puska P, Blair SN, Katzmarzyk PT. Impact of Physical Inactivity on
587 the World's Major Non-Communicable Diseases. *Lancet*. 2012;380(9838):219-29. doi:
588 10.1016/S0140-6736(12)61031-9. PubMed PMID: PMC3645500.
- 589 4. Aryal KK, Mehata S, Neupane S, Vaidya A, Dhimal M, Dhakal P, et al. The Burden and
590 Determinants of Non Communicable Diseases Risk Factors in Nepal: Findings from a
591 Nationwide STEPS Survey. *PloS one*. 2015;10(8):e0134834. Epub 2015/08/06. doi:
592 10.1371/journal.pone.0134834. PubMed PMID: 26244512; PubMed Central PMCID:
593 PMC4526223.
- 594 5. Dhungana RR, Bista B, Pandey AR, de Courten M. Prevalence, clustering and sociodemographic
595 distributions of non-communicable disease risk factors in Nepalese adolescents: secondary
596 analysis of a nationwide school survey. *BMJ open*. 2019;9(5):e028263.
- 597 6. Kohl HW, 3rd, Craig CL, Lambert EV, Inoue S, Alkandari JR, Leetongin G, et al. The pandemic of
598 physical inactivity: global action for public health. *The Lancet*. 380(9838):294-305. doi:
599 10.1016/S0140-6736(12)60898-8.
- 600 7. Graham H, White PCL. Social determinants and lifestyles: integrating environmental and public
601 health perspectives. *Public health*. 2016;141:270-8. doi:
602 <https://doi.org/10.1016/j.puhe.2016.09.019>.

- 603 8. World Health Organization. United Nations high-level meeting on noncommunicable disease
604 prevention and control: NCD summit to shape the international agenda. New York, NY:
605 Author; 2011 [cited 2013 May 15].
- 606 9. The Lancet Oncology. Two days in New York: reflections on the UN NCD summit. *The Lancet*
607 *Oncology*. 12(11):981. doi: 10.1016/S1470-2045(11)70272-8.
- 608 10. World Health Organization. Rio Political Declaration on Social Determinants of Health, Rio de
609 Janeiro, Brazil. 2011. 2011.
- 610 11. World Health Organization. Sustainable Development Goals 2015 [cited 2015]. Available from:
611 <https://sustainabledevelopment.un.org/sdgs>.
- 612 12. Solar O, Irwin A. A conceptual framework for action on the social determinants of health.
613 Geneva: World Health Organization, 2010.
- 614 13. Donkin A, Goldblatt P, Allen J, Nathanson V, Marmot M. Global action on the social
615 determinants of health. *BMJ global health*. 2017;3(Suppl 1):e000603-e. doi: 10.1136/bmjgh-
616 2017-000603. PubMed PMID: 29379648.
- 617 14. Marmot M, Allen J, Goldblatt P, Boyce T, McNeish D, Grady M, et al. The Marmot review: Fair
618 society, healthy lives. *The Strategic Review of Health Inequalities in England Post-2010*. 2010.
- 619 15. Committee NA. The social, cultural and economic determinants of health in New Zealand:
620 Action to improve health. Wellington: National Advisory Committee. 1998.
- 621 16. Marmot M, Allen J, Bell R, Bloomer E, Goldblatt P. WHO European review of social
622 determinants of health and the health divide. *The lancet*. 2012;380(9846):1011-29.
- 623 17. Ball K, Carver A, Downing K, Jackson M, O'Rourke K. Addressing the social determinants of
624 inequities in physical activity and sedentary behaviours. *Health promotion international*.
625 2015;30(suppl_2):ii8-ii19.
- 626 18. Fortune K, de Snyder NS, Galvão LAC, Murphy M. The Social Determinants of NCDs. *Economic*
627 *Dimensions of Noncommunicable Diseases in Latin America and the Caribbean*. 2016:31.
- 628 19. Moodie R, Stuckler D, Monteiro C, Sheron N, Neal B, Thamarangsi T, et al. Profits and
629 pandemics: prevention of harmful effects of tobacco, alcohol, and ultra-processed food and
630 drink industries. *The Lancet*. 2013;381(9867):670-9.
- 631 20. Hallal PC, Andersen LB, Bull FC, Guthold R, Haskell W, Ekelund U. Global physical activity
632 levels: surveillance progress, pitfalls, and prospects. *The Lancet*. 2012;380(9838):247-57. doi:
633 10.1016/S0140-6736(12)60646-1.
- 634 21. Das P, Horton R. Physical activity—time to take it seriously and regularly. *The Lancet*.
635 388(10051):1254-5. doi: 10.1016/S0140-6736(16)31070-4.
- 636 22. Midgley G. Systemic Intervention for Public Health. *American journal of public health*.
637 2006;96(3):466-72. doi: 10.2105/AJPH.2005.067660. PubMed PMID: PMC1470519.
- 638 23. Sharma SR, Matheson A, Lambrick D, Faulkner J, Lounsbury DW, Vaidya A, et al. The role of
639 tobacco and alcohol use in the interaction of social determinants of non-communicable
640 diseases in Nepal: a systems perspective. *BMC public health*. 2020;20(1):1368. doi:
641 10.1186/s12889-020-09446-2.
- 642 24. Palinkas LA, Horwitz SM, Green CA, Wisdom JP, Duan N, Hoagwood K. Purposeful sampling for
643 qualitative data collection and analysis in mixed method implementation research.
644 *Administration and Policy in Mental Health and Mental Health Services Research*.
645 2015;42(5):533-44.
- 646 25. Smith J, Firth J. Qualitative data analysis: the framework approach. *Nurse researcher*.
647 2011;18(2):52-62.
- 648 26. Serman JD. *Business dynamics: Systems thinking and modeling for a complex world*. Boston:
649 Irwin/McGraw-Hill; 2000.
- 650 27. Microsoft. System requirements for Office. Available from: [https://products.office.com/en-](https://products.office.com/en-nz/office-system-requirements#coreui-contentrichblock-nnuz9v1)
651 [nz/office-system-requirements#coreui-contentrichblock-nnuz9v1](https://products.office.com/en-nz/office-system-requirements#coreui-contentrichblock-nnuz9v1).
- 652 28. Dedoose. Home 2016. Available from: <http://www.dedoose.com/>.

- 653 29. Ventana Systems Inc. Vensim Home USA: Ventana Systems, Inc.; 2015. Available from:
654 <http://vensim.com/>.
- 655 30. Kim DH. Systems archetypes I: diagnosing systemic issues and designing high-leverage
656 interventions: Pegasus Communications; 1993.
- 657 31. Department of Health Services. Annual Report 2015/16. Kathmandu, Nepal: Ministry of
658 Health, 2016.
- 659 32. Department of Health and Family Welfare. Annual Report 2015/16. India: Ministry of Health
660 and Family Welfare, 2016.
- 661 33. Medical Statistics Unit. Annual Health Bulletin. India: Ministry of Health, Nutrition and
662 Indigenous Medicine, 2015.
- 663 34. Horton R. Offline: NCDs - why are we failing? The Lancet. 390(10092):346. doi:
664 10.1016/S0140-6736(17)31919-0.
- 665 35. Ministry of Finance. Budget Speech 2071/72 Nepal Kathmandu: Government of Nepal; 2015.
666 Available from: [http://mof.gov.np/uploads/cmsfiles/file/budget%20speech%202071-
667 72_20140713125927.pdf](http://mof.gov.np/uploads/cmsfiles/file/budget%20speech%202071-72_20140713125927.pdf).
- 668 36. Ministry of Health and Family Welfare. National action plan and monitoring framework for
669 prevention and control of noncommunicable disease (NCDs) in India. Government of India;
670 2013.
- 671 37. Ministry of Health. NCD Action Plan Brazil: 2011-2022. Government of Brazil; 2011.
- 672 38. Ministry of Health. National Policy for the prevention and control of chronic non-
673 communicable diseases in Ghana. Government of Ghana; 2012.
- 674 39. Ministry of Healthcare and Nutrition. The national policy and strategic framework for
675 prevention and control of chronic non-communicable diseases. Government of Sri Lanka; 2009.
- 676 40. World Health Organization. Noncommunicable diseases progress monitor 2015. 2015.
- 677 41. Sharma SR, Page R, Matheson A, Lambrick D, Faulkner J, Mishra SR. Non-communicable
678 disease prevention in Nepal: systemic challenges and future directions. Global health
679 promotion. 2017;1757975917720800. doi: 10.1177/1757975917720800.
- 680 42. Reis RS, Salvo D, Ogilvie D, Lambert EV, Goenka S, Brownson RC, et al. Scaling up physical
681 activity interventions worldwide: stepping up to larger and smarter approaches to get people
682 moving. The lancet. 2016;388(10051):1337-48.
- 683 43. Sallis JF, Cerin E, Conway TL, Adams MA, Frank LD, Pratt M, et al. Physical activity in relation to
684 urban environments in 14 cities worldwide: a cross-sectional study. The Lancet.
685 387(10034):2207-17. doi: [https://doi.org/10.1016/S0140-6736\(15\)01284-2](https://doi.org/10.1016/S0140-6736(15)01284-2).
- 686 44. Ahmad B, Fouad FM, Elias M, Zaman S, Phillimore P, Maziak W. Health system challenges for
687 the management of cardiovascular disease and diabetes: an empirical qualitative study from
688 Syria. International journal of public health. 2015;60(1):55-62. doi: 10.1007/s00038-014-0594-
689 2.
- 690 45. Willis-Shattuck M, Bidwell P, Thomas S, Wyness L, Blaauw D, Ditlopo P. Motivation and
691 retention of health workers in developing countries: a systematic review. BMC health services
692 research. 2008;8(1):247. doi: 10.1186/1472-6963-8-247.
- 693 46. Marten R, McIntyre D, Travassos C, Shishkin S, Longde W, Reddy S, et al. An assessment of
694 progress towards universal health coverage in Brazil, Russia, India, China, and South Africa
695 (BRICS). The Lancet. 2014;384(9960):2164-71. doi: [https://doi.org/10.1016/S0140-
696 6736\(14\)60075-1](https://doi.org/10.1016/S0140-6736(14)60075-1).
- 697 47. Balarajan Y, Selvaraj S, Subramanian SV. Health care and equity in India. The Lancet.
698 2011;377(9764):505-15. doi: [https://doi.org/10.1016/S0140-6736\(10\)61894-6](https://doi.org/10.1016/S0140-6736(10)61894-6).
- 699 48. Alleyne G, Binagwaho A, Haines A, Jahan S, Nugent R, Rojhani A, et al. Embedding non-
700 communicable diseases in the post-2015 development agenda. The Lancet.
701 2013;381(9866):566-74.

- 702 49. Bonita R, Magnusson R, Bovet P, Zhao D, Malta DC, Geneau R, et al. Country actions to meet
703 UN commitments on non-communicable diseases: a stepwise approach. *The Lancet*.
704 2013;381(9866):575-84.
- 705 50. Beaglehole R, Ebrahim S, Reddy S, Voûte J, Leeder S. Prevention of chronic diseases: a call to
706 action. *The Lancet*. 2008;370(9605):2152-7.
- 707 51. Misra A, Singhal N, Khurana L. Obesity, the metabolic syndrome, and type 2 diabetes in
708 developing countries: role of dietary fats and oils. *Journal of the American College of*
709 *Nutrition*. 2010;29(3 Suppl):289s-301s. Epub 2010/09/18. PubMed PMID: 20823489.
- 710 52. Pradeepa R, Anjana RM, Joshi SR, Bhansali A, Deepa M, Joshi PP, et al. Prevalence of
711 generalized & abdominal obesity in urban & rural India- the ICMR - INDIAB Study (Phase-I)
712 [ICMR - INDIAB-3]. *The Indian journal of medical research*. 2015;142(2):139-50. doi:
713 10.4103/0971-5916.164234. PubMed PMID: PMC4613435.
- 714 53. Vaidya A, Shakya S, Krettek A. Obesity Prevalence in Nepal: Public Health Challenges in a Low-
715 Income Nation during an Alarming Worldwide Trend. *International journal of environmental*
716 *research and public health*. 2010;7(6):2726-44. doi: 10.3390/ijerph7062726. PubMed PMID:
717 PMC2905575.
- 718 54. Ramachandran A, Snehalatha C. Rising burden of obesity in Asia. *Journal of obesity*.
719 2010;2010.
- 720 55. Waqanivalu TK. Pacific islanders pay heavy price for abandoning traditional diet. *Bulletin of*
721 *the World Health Organization*. 2010;88(7):484-5.
- 722 56. Kolahdooz F, Sheikholeslam R, Naghavi M, Abdollahi Z. Junk food consumption: an indicator of
723 changing dietary habit in Iranian children. *Asia Pacific journal of clinical nutrition*. 2004;13.
- 724 57. Hassan Wassef H. Food habits of the Egyptians: newly emerging trends. 2004.
- 725 58. Jacobs A, Richtel M. How big business got Brazil hooked on junk food. *New York Times*, Sept.
726 2017;16:2017.
- 727 59. Stuckler D, Nestle M. Big Food, Food Systems, and Global Health. *PLOS Medicine*.
728 2012;9(6):e1001242. doi: 10.1371/journal.pmed.1001242.
- 729 60. Sadeghirad B, Duhaney T, Motaghipisheh S, Campbell NRC, Johnston BC. Influence of
730 unhealthy food and beverage marketing on children's dietary intake and preference: a
731 systematic review and meta-analysis of randomized trials. *Obesity Reviews*. 2016;17(10):945-
732 59. doi: doi:10.1111/obr.12445.
- 733 61. RECPHEC. Rapid assessment on media coverage of junk food and its content analysis on
734 selected Nepali and Indian Television Channels. Kathmandu, Nepal: Resource Centre for
735 Primary Health Care (RECPHEC), 2013.
- 736 62. Dixon HG, Scully ML, Wakefield MA, White VM, Crawford DA. The effects of television
737 advertisements for junk food versus nutritious food on children's food attitudes and
738 preferences. *Social Science & Medicine*. 2007;65(7):1311-23. doi:
739 <https://doi.org/10.1016/j.socscimed.2007.05.011>.
- 740 63. Hastings G, McDermott L, Angus K, Stead M, Thomson S. The extent, nature and effects of
741 food promotion to children: a review of the evidence. Geneva: World Health Organization.
742 2006;20.
- 743 64. Nestle M. Food politics: How the food industry influences nutrition and health: Univ of
744 California Press; 2013.
- 745 65. Jolly R. Marketing Obesity?: Junk Food, Advertising and Kids: Parliamentary Library; 2011.
- 746 66. Magnusson RS. Obesity prevention and personal responsibility: the case of front-of-pack food
747 labelling in Australia. *BMC public health*. 2010;10(1):662. doi: 10.1186/1471-2458-10-662.
- 748 67. Tripathy JP, Thakur JS, Jeet G, Chawla S, Jain S, Prasad R. Urban rural differences in diet,
749 physical activity and obesity in India: are we witnessing the great Indian equalisation? Results
750 from a cross-sectional STEPS survey. *BMC public health*. 2016;16(1):816. doi: 10.1186/s12889-
751 016-3489-8.

- 752 68. Anjana RM, Pradeepa R, Das AK, Deepa M, Bhansali A, Joshi SR, et al. Physical activity and
753 inactivity patterns in India – results from the ICMR-INDIAB study (Phase-1) [ICMR-INDIAB-5].
754 The international journal of behavioral nutrition and physical activity. 2014;11:26-. doi:
755 10.1186/1479-5868-11-26. PubMed PMID: PMC3974063.
- 756 69. Moniruzzaman M, Zaman MM, Islalm M, Ahasan H, Kabir H, Yasmin R. Physical activity levels
757 in Bangladeshi adults: results from STEPS survey 2010. Public health. 2016;137:131-8.
- 758 70. Ng N, Hakimi M, Van Minh H, Juvekar S, Razzaque A, Ashraf A, et al. Prevalence of physical
759 inactivity in nine rural INDEPTH Health and Demographic Surveillance Systems in five Asian
760 countries. Global health action. 2009;2(1):1985.
- 761 71. Kimokoti RW, Fung TT, Millen BE. Chapter 7 - Dietary Patterns/Diet and Health of Adults in
762 Economically Developing Countries. Bioactive Food as Dietary Interventions for the Aging
763 Population. San Diego: Academic Press; 2013. p. 83-107.
- 764 72. Pou SA, del Pilar Díaz M, De La Quintana AG, Forte CA, Aballay LR. Identification of dietary
765 patterns in urban population of Argentina: study on diet-obesity relation in population-based
766 prevalence study. Nutrition Research and Practice. 2016;10(6):616-22. doi:
767 10.4162/nrp.2016.10.6.616. PubMed PMID: PMC5126411.
- 768 73. Popkin BM, Adair LS, Ng SW. NOW AND THEN: The Global Nutrition Transition: The Pandemic
769 of Obesity in Developing Countries. Nutrition reviews. 2012;70(1):3-21. doi: 10.1111/j.1753-
770 4887.2011.00456.x. PubMed PMID: PMC3257829.
- 771 74. Prochaska JO, Velicer WF. The transtheoretical model of health behavior change. American
772 journal of health promotion. 1997;12(1):38-48.
- 773 75. Scharff RL. Obesity and hyperbolic discounting: Evidence and implications. Journal of
774 Consumer Policy. 2009;32(1):3-21.
- 775 76. Lawton J, Ahmad N, Hanna L, Douglas M, Hallowell N. 'I can't do any serious exercise': barriers
776 to physical activity amongst people of Pakistani and Indian origin with Type 2 diabetes. Health
777 education research. 2006;21(1):43-54. doi: 10.1093/her/cyh042.
- 778 77. Harvard Health Publishing. An Introduction to Yoga. Harvard Medical School, 2016.
- 779 78. Hallal PC, Matsudo SM, Matsudo VKR, Araújo TL, Andrade DR, Bertoldi AD. Physical activity in
780 adults from two Brazilian areas: similarities and differences. Cadernos de saude publica.
781 2005;21:573-80.
- 782 79. Knuth AG, Bacchieri G, Victora CG, Hallal PC. Changes in physical activity among Brazilian
783 adults over a 5-year period. J Epidemiol Community Health. 2010;64(7):591-5. Epub
784 2009/08/27. doi: 10.1136/jech.2009.088526. PubMed PMID: 19706621.
- 785 80. Singh A, Purohit B. Physical activity, sedentary lifestyle, and obesity among Indian dental
786 professionals. Journal of Physical Activity and Health. 2012;9(4):563-70.
- 787 81. Keeley B, Wright L, Condit CM. Functions of health fatalism: fatalistic talk as face saving,
788 uncertainty management, stress relief and sense making. Sociology of health & illness.
789 2009;31(5):734-47.
- 790 82. Balarajan Y, Villamor E. Nationally representative surveys show recent increases in the
791 prevalence of overweight and obesity among women of reproductive age in Bangladesh,
792 Nepal, and India. The Journal of nutrition. 2009;139(11):2139-44. Epub 2009/09/25. doi:
793 10.3945/jn.109.112029. PubMed PMID: 19776182.
- 794 83. Bishwajit G. Nutrition transition in South Asia: the emergence of non-communicable chronic
795 diseases. F1000Research. 2015;4:8. doi: 10.12688/f1000research.5732.2. PubMed PMID:
796 PMC4706051.
- 797 84. World Bank. Data: Agriculture, forestry, and fishing, value added (% of GDP) 2018. Available
798 from: <https://data.worldbank.org/indicator/NV.AGR.TOTL.ZS>.

799

800

801 **Supporting information**

802 S1 File. COREC Checklist

803 S2 File. Interview and FGD guidelines

804