

Projections of human papillomavirus (HPV) vaccination impact in Ethiopia, India, Nigeria, and Pakistan: a comparative modelling study

Authors: Allison Portnoy^{1,*}, Kaja Abbas^{2,3,4}, Steven Sweet^{1,5}, Jane J. Kim¹, Mark Jit^{2,6,7}

Affiliations: ¹Center for Health Decision Science, Harvard T.H. Chan School of Public Health, Boston, MA, USA; ²Department of Infectious Disease Epidemiology, London School of Hygiene & Tropical Medicine, London, UK; ³Public Health Foundation of India, New Delhi, India; ⁴International Vaccine Institute, Seoul, South Korea; ⁵Vitalant Research Institute, San Francisco, CA, USA; ⁶Modelling and Economics Unit, National Infections Service, Public Health England, London, UK; ⁷School of Public Health, University of Hong Kong, Hong Kong, SAR, China.

***Corresponding author:**

Allison Portnoy, aportnoy@mail.harvard.edu
718 Huntington Avenue 2nd Floor, Boston, MA, 02115
Phone: 617-432-2019
Fax: 617-432-0190

Abstract

Background: Cervical cancer is the second most common cancer among women in Ethiopia, India, Nigeria, and Pakistan. However, of these four countries, only Ethiopia has introduced human papillomavirus (HPV) vaccination at the national level in 2018 and India in a few states in 2016. Our study objective was to estimate the potential health impact of HPV vaccination among ten cohorts of 9-year-old girls from 2021–2030 in Ethiopia, India, Nigeria, and Pakistan using two independent mathematical models, and assess similarities and differences in vaccine impact projections through comparative modelling analysis.

Methods: Using two widely published models (Harvard and PRIME) to estimate HPV vaccination impact, we simulated a vaccination scenario of 90% annual coverage among 9-year-old girls from 2021–2030 in Ethiopia, India, Nigeria, and Pakistan. We estimated the potential health impact in terms of cervical cancer cases, deaths, and disability-adjusted life years (DALYs) averted among vaccinated cohorts from the time of vaccination until 2100. We also conducted a comparative modelling analysis to understand the differences in vaccine impact estimates generated by the two models.

Results: Prior to harmonising model assumptions, the range between the PRIME model and the Harvard model for the potential health impact of HPV vaccination in terms of the number of cervical cancer cases averted among girls vaccinated 2021–2030 between the year of vaccination and 2100 was: 262,000 to 270,000 in Ethiopia; 1,640,000 to 1,970,000 in India; 330,000 to 336,000 in Nigeria; and 111,000 to 133,000 in Pakistan. When harmonising model assumptions, alignment on HPV type distribution significantly narrowed the differences in vaccine impact estimates.

Conclusions: The main difference in estimates for cases, deaths, and DALYs averted by vaccination between the models are due to variation in interpretation around data on cervical cancer attribution to HPV-16/18; differences in estimates for DALYs averted are additionally due to differences in age-specific remaining life expectancy over time between the two models. As countries make progress towards the World Health Organization targets for cervical cancer elimination, continued explorations of underlying differences in model inputs, assumptions, and results when examining cervical cancer prevention policy will be critical.

Keywords: cervical cancer; human papillomavirus; vaccine impact modelling; multi-model comparison

1 **Background**

2
3 Persistent infections with human papillomavirus (HPV) types 16 and 18 cause 70% of all cases of
4 cervical cancer [1, 2]. Studies have shown that prophylactic HPV vaccination provides almost
5 100% protection against persistent infection with vaccine-targeted high-risk HPV strains (e.g.,
6 HPV-16, -18) and associated pre-cancers if administered prior to sexual initiation [3, 4]. The World
7 Health Organization (WHO) has set a goal to eliminate cervical cancer as a public health problem
8 by 2100, which involves reducing country-level annual cervical cancer incidence to below 4 per
9 100,000 [5-7]. However, vaccine coverage remains low in low- and middle-income countries
10 (LMICs) that also lack high quality screening programs [8]. More than 85% of cervical cancer
11 deaths occur in LMICs [9] with cervical cancer being the leading cause of female cancer death in
12 sub-Saharan Africa [10].

13
14 Cervical cancer imposes the second greatest burden of cancer incidence among women in Ethiopia,
15 India, Nigeria, and Pakistan, as well as the second greatest burden of cancer mortality among
16 women in Ethiopia, India, and Nigeria—and the fourth greatest burden of cancer mortality among
17 women in Pakistan [11]. The International Agency for Research on Cancer (IARC) estimated that
18 148,000 new cases occurred and 94,000 women died from cervical cancer in these four countries
19 in 2020 [11]. However, of these four countries, only Ethiopia has implemented nationwide HPV
20 vaccination, with a single-age cohort campaign of 14-year-old girls in 2018–2019 [8, 12], while
21 India has introduced it in a few states in 2016 [13].

22

23 Most new vaccine introductions in those countries have been supported through partnerships with
24 the global community, particularly Gavi, the Vaccine Alliance, and the Bill and Melinda Gates
25 Foundation (BMGF). Mathematical models of the impact of HPV vaccines have been used to
26 support programme monitoring and priority-setting by Gavi, the Vaccine Alliance, and BMGF
27 since 2011 [14]. The Vaccine Impact Modelling Consortium (VIMC) was formed in late 2016,
28 with the support of Gavi and BMGF, to bring together two groups involved in HPV modelling,
29 with others conducting impact modelling of 11 other vaccines [15]. Additionally, by ensuring that
30 at least two groups model each analysed pathogen within VIMC, the vaccine impact estimates
31 from VIMC provide an important opportunity to examine the parametric, structural, model, and
32 methodological uncertainty both within and between models [16]. Comparative modelling aims to
33 enhance model transparency and can help guide public health research and priorities.

34
35 The two HPV vaccine models in VIMC are the Papillomavirus Rapid Interface for Modelling and
36 Economics (hereafter PRIME), developed by a consortium of modellers led by the London School
37 of Hygiene & Tropical Medicine (LSHTM); and the Harvard model (hereafter Harvard),
38 developed by a team of modellers at the Harvard T.H. Chan School of Public Health. Both models
39 have been used extensively to inform decisions by Gavi [17, 18], BMGF [19], WHO [20-22], and
40 individual countries [23, 24]. Given that both models are being used to understand HPV vaccine
41 impact in the same settings, it is important to quantitatively compare the projections made by both
42 models and to understand their differences, so that model results can be interpreted in the context
43 of each other.

44

45 Our study objective was to estimate the potential health impact of HPV vaccination among ten
46 cohorts of 9-year-old girls from 2021–2030 in Ethiopia, India, Nigeria, and Pakistan using two
47 independent mathematical models, and assess similarities and differences in vaccine impact
48 projections through a comparative modelling analysis. We used a vaccination scenario of 90%
49 annual coverage among 9-year-old girls, in alignment with the goals of the cervical cancer
50 elimination strategy set forth by the WHO [5-7]. We estimated the potential health impact in terms
51 of cervical cancer cases, deaths, and disability-adjusted life years (DALYs) averted among
52 vaccinated cohorts from the time of vaccination until 2100 in Ethiopia, India, Nigeria, and
53 Pakistan. We also conducted a comparative modelling analysis to infer the differences in the
54 vaccine impact estimates generated by the PRIME and Harvard models.

55

56 **Methods**

57

58 We used the PRIME and Harvard models to project the impact of HPV vaccination in four high-
59 burden countries (Ethiopia, India, Nigeria, and Pakistan). Both the PRIME [22, 25] and Harvard
60 [17, 23] models have been extensively described and validated elsewhere; we summarize their
61 main features below.

62

63 *Model overview*

64

65 Both the Harvard and PRIME models are static, multi-cohort, proportional impact models that can
66 estimate the impact of HPV vaccination on cervical cancer cases and deaths. The models estimate
67 vaccination impact in terms of reductions in age-dependent cervical cancer incidence and mortality

68 in direct proportion to vaccine efficacy against HPV-16/18, vaccine coverage, and HPV type
69 distribution.

70

71 The models assume that girls are fully immunized with a two-dose schedule with perfect timeliness
72 at the target ages and that girls effectively immunized against vaccine-targeted HPV types can
73 develop cervical cancer associated with non-vaccine HPV types; also, no cross-protection against
74 non-vaccine types nor indirect effects are assumed. The model captures burden from all HPV
75 genotypes, but the impact of vaccination is limited to the burden caused by genotypes targeted by
76 the vaccine. In this analysis, the models simulated health benefits from vaccination against HPV
77 types 16 and 18. Vaccine efficacy against HPV-16/18 infections is assumed to be 100% [26-30]
78 over the lifetime. Herd effects are not considered so the vaccine impact estimates produced are
79 conservative. The models assume that age-specific cervical cancer incidence among unvaccinated
80 women remains constant over the time horizon of the model.

81

82 *Data sources*

83

84 Table 1 outlines the data sources used by the Harvard and PRIME models. Age-specific cervical
85 cancer incidence is estimated from the Globocan 2020 database of IARC [11]. For the proportion
86 of cancer that is attributed to the vaccine-covered types (e.g., HPV-16/18), PRIME uses a study
87 by Serrano et al. [31] whose data sources include a meta-analysis performed by the IARC [32] and
88 a retrospective cross-sectional worldwide study [33], while Harvard uses the meta-analysis by the
89 IARC [32] exclusively.

90

91 To estimate cancer mortality, the Harvard model assumes country-specific distributions of cancer
92 stages [21]. The model then incorporates 5-year stage-specific survival probabilities for untreated
93 and treated cervical cancers (by region) and treatment access proportions (by country). These
94 values are combined into weighted averages to provide country-specific 5-year survival parameters
95 by stage, validated against age-specific mortality rates [11, 21]. The PRIME model uses estimates
96 of age-specific cervical cancer mortality from Globocan 2020 [11].

97
98 In the Harvard model, disability weights are assumed to be 0.2 for stages I-III cervical cancer and
99 0.4733 for stage IV cervical cancer, based on the Global Burden of Disease (GBD) studies [34,
100 35], and all cervical cancer cases experienced an average of two years lived with disability. In
101 PRIME, disability weights are also based on GBD studies for the different phases of cervical
102 cancer: diagnosis and primary treatment phase (0.288), controlled phase (0.049), metastatic phase
103 (0.451), and terminal phase (0.540). The disability weights and durations for the different phases
104 of cervical cancer are used in estimating the years of life lost due to disability (YLD).

105
106 *Demography*

107
108 PRIME is a multiple cohort model. It calculates population size by estimating the size of the female
109 age cohort at the age of vaccination (e.g., 9 years old) from United Nations Population Division
110 estimates [36]. The size of the age cohort in subsequent years is then calculated by constructing
111 life tables, using the time-varying probability of dying by age and country from the United Nations
112 Population Division estimates [36].

113

114 In contrast, the Harvard model is a population-based model that uses only data from the United
115 Nations Population Division [36]. The base year (e.g., 2010) is used for the population projections
116 in year 0, the next year (e.g., 2011) is used for the population projections in year 1 and so forth.
117 Life tables from the World Health Organization are used for calculating DALYs, but not for
118 population projections. Demographic estimates for age-specific population size (in 1-year
119 intervals) and age-specific life expectancy (in five-year intervals) were from United Nations World
120 Population Prospects 2019 revision [36] and 2019 WHO life tables [37], respectively. In years
121 when no data were available, we used a growth factor calculated as a function of a country's
122 population.

123

124 *Vaccination scenarios*

125

126 We conducted analyses to evaluate the impact of HPV vaccination assuming 90% coverage of
127 annual, routine vaccination of 9-year-old girls vaccinated in 2021–2030 (i.e., ten cohorts). We
128 assumed 100% protection against HPV-16 and -18 infections over the lifetime of vaccinees for a
129 two-dose vaccination schedule.

130

131 *Model outcomes*

132

133 Cervical cancer cases, deaths, and DALYs averted were calculated in comparison with a strategy
134 of no HPV vaccination in the four high-burden countries (Ethiopia, India, Nigeria, and Pakistan)
135 using both PRIME and Harvard models. Model outcomes were aggregated over multiple birth
136 cohorts to capture the health benefits of vaccinating girls aged 9 years between 2021 and 2030

137 from the time of vaccination until 2100. Model inputs, including population demography and
138 HPV-16/18 type distribution, were harmonised by aligning on the respective input from the
139 respective model in order to evaluate model differences.

140

141 **Results**

142

143 *Descriptive model differences*

144

145 Figure 1A shows the differences between the data used for the proportion of cervical cancer that
146 is attributed to HPV-16/18 by the two models for Ethiopia, India, Nigeria, and Pakistan. Figure 1B
147 compares the cohort size for a cohort born in 2012 (which relates to the vaccinated cohort of 9-
148 year-old girls in 2021) in the two models using Pakistan as an example; all four countries showed
149 similar differences and trends. While, on average, the differences in cohort size range from 2% to
150 6%, the differences remain small until older ages (80 years and above), when the differences
151 increased due to the decreasing population size with increasing all-cause mortality.

152

153 *Cervical cancer cases, deaths and DALYs averted*

154

155 Under different assumptions for HPV-16/18 type distribution and demography, the Harvard model
156 estimated a greater number of cervical cancer cases averted than the PRIME model by 3% in
157 Ethiopia, 20% in India, 2% in Nigeria, and 19% in Pakistan (Figure 2A). Specifically, the range
158 between the PRIME model and the Harvard model for the potential health impact of HPV
159 vaccination in terms of the number of cervical cancer cases averted among girls vaccinated 2021–

160 2030 between the year of vaccination and 2100 was: 262,000 to 270,000 in Ethiopia; 1,640,000 to
161 1,970,000 in India; 330,000 to 336,000 in Nigeria; and 111,000 to 133,000 in Pakistan.

162
163 Similarly, the Harvard model estimated a greater number of cervical cancer deaths averted than
164 the PRIME model by 15% in Ethiopia, 17% in India, 19% in Nigeria, and 24% in Pakistan (Figure
165 2B). Specifically, the estimated number of cervical cancer deaths averted ranged from 210,000 to
166 248,000 in Ethiopia; 1,130,000 to 1,350,000 in India; 254,000 to 314,000 in Nigeria; and 77,200
167 to 102,000 in Pakistan in the PRIME and Harvard models, respectively.

168
169 However, the PRIME model estimated a greater number of DALYs averted than the Harvard
170 model by 8% in Ethiopia; whereas, the Harvard model estimated a greater number of DALYs
171 averted than the PRIME model by 1% in India, 11% in Nigeria, and 10% in Pakistan (Figure 2C).
172 Specifically, the range between the PRIME model and the Harvard model for the estimated number
173 of cervical cancer DALYs averted was: 4,650,000 to 5,030,000 in Ethiopia; 25,200,000 to
174 25,400,000 in India; 5,160,000 to 5,770,000 in Nigeria; and 1,830,000 to 2,040,000 in Pakistan.

175
176 *Vaccination impact*

177
178 Figure 3 shows the number of cervical cancer cases prevented per 1,000 fully vaccinated girls in
179 each of the four countries compared using both Harvard and PRIME models. When comparing the
180 models under the respective model assumptions for HPV type distribution and population
181 demography, the estimated vaccination impact per 1,000 fully vaccinated girls for the Harvard and
182 PRIME models, respectively, was: 19 vs. 18 in Ethiopia; 20 vs. 16 in India; 12 vs. 12 in Nigeria;

183 and 6 vs. 5 in Pakistan. When harmonising the assumptions around population demography across
184 the Harvard and PRIME models, the difference in the estimated number of cervical cancer cases
185 given routine vaccination narrowed, but the difference in the estimated vaccination impact was
186 slightly increased (Figure 3A). However, overall, the effect of harmonising the assumptions around
187 population demography between Harvard and PRIME was small based on this metric, resulting in
188 an equivalent estimate of the number of cervical cancer cases averted per 1,000 fully vaccinated
189 girls as the base case Harvard and PRIME models. On the other hand, when harmonising the
190 assumptions around HPV-16/18 type distribution between the Harvard and PRIME models (Figure
191 3B), the differences in estimated vaccination impact were nearly eliminated. Thereby, we infer
192 that the main difference in estimates for cases averted by vaccination between the two models is
193 due to variations in cervical cancer attribution to HPV-16/18.

194

195 **Discussion**

196

197 The Harvard and PRIME models are used by both VIMC and other global stakeholders to project
198 the impact of HPV vaccination. The two models differ in their inputs and assumptions for HPV-
199 16/18 type distribution, population demography, cervical cancer mortality, and estimation of
200 DALYs. The proportion of cervical cancers due to HPV-16/18 is relatively higher in the Harvard
201 model, especially for India and Pakistan, and thereby cases averted (Figure 2A) and vaccination
202 impact (cases averted per 1,000 fully vaccinated girls) are relatively higher (Figure 3) in the
203 Harvard model for India and Pakistan. The difference between these two models captures variation
204 around interpretation of input data. In the case of HPV-16/18 type distribution, the Harvard model
205 relied on a meta-analysis of cross-sectional high-risk HPV-type distribution in HPV-positive

206 women [32], whereas the PRIME model relied on an estimation of invasive cervical cancer based
207 on this same meta-analysis [32] that accounts for multi-type infections through proportional
208 weighting attribution [31].

209
210 HPV-16/18 vaccination was estimated to avert substantial numbers of cervical cancer cases,
211 deaths, and DALYs by both the Harvard model and the PRIME model. However, routine HPV
212 vaccination has yet to be introduced in any of these four high-burden countries at the national level
213 (although a nationwide single-age cohort campaign of 14-year-old girls was conducted in Ethiopia
214 in 2018–2019 [12] and India introduced in a few states in 2016 [13]). In order to accelerate progress
215 towards cervical cancer elimination, preventing cervical cancer through HPV vaccination will be
216 an essential strategy in these countries, particularly given the low coverage and access to cervical
217 cancer screening [8]. Understanding similarities and differences between HPV vaccination impact
218 predicted by different models will be crucial, given that key questions about which countries to
219 prioritise and which vaccination strategies to use will be important in an era of HPV vaccine dose
220 shortages [38] and COVID-19-related disruptions to vaccination programmes [39, 40].

221
222 The size of the relevant population at each year of age is critical because it determines the number
223 of people who are exposed to the risk of cervical cancer and can therefore be protected by
224 vaccination. Both methods used to estimate the at-risk population have strengths and limitations.
225 In the PRIME model, the size of the age cohort in subsequent years is calculated by constructing
226 life tables, using the time-varying probability of dying by age and country from the United Nations
227 Population Division estimates [36]. The Harvard method captures such changes, but also includes
228 future population change due to migration, which may not reflect the same vaccination status as

229 the locally-born population. In general, as the demography differences are minimal between the
230 two models, the vaccination impact estimates are similar for each country when demography is
231 switched to align with the alternative model. The main driver of the differences in the vaccination
232 impact was HPV-16/18 type distribution—or, the proportion of cervical cancers that can be averted
233 by the bivalent vaccine, which has a direct relationship with vaccination impact.

234
235 This comparative modelling exercise highlighted differences in the estimates of health impact of
236 HPV vaccination due to model uncertainty. We note that HPV vaccine projections are particularly
237 susceptible to large swings in estimated health outcomes due to even small changes in fertility and
238 mortality because of the long time horizons needed in the models. Comparative modelling
239 exercises as we have done can enhance model transparency and clarify the range of uncertainty in
240 vaccine impact. Hence, the differences between the models are a strength that reflects the variation
241 and uncertainty in the projected health outcomes of vaccination impact. Understanding the inter-
242 model variation improves the quality and coordination of vaccine impact assessment, which in
243 turn can help guide public health research and priorities in cervical cancer elimination and control.

244
245 Similar comparative modelling exercises were conducted to examine the timeline to cervical
246 cancer elimination in LMICs [20, 21]. Relying on evidence synthesis from different models was
247 deemed an essential aspect to inform strategies for cervical cancer elimination by the WHO [5,
248 41]. However, these analyses relied on estimations of age-standardized cervical cancer incidence,
249 such that demographic changes were not expected to drive the uncertainty in the timing of
250 elimination.

251

252 There are several important limitations to this analysis. As we relied on static cohort models in
253 these analyses, we were only able to estimate direct effects for vaccinated women, which excluded
254 additional indirect benefits from herd immunity for unvaccinated women. We projected
255 intervention impact for only ten cohorts of 9-year-old girls in four countries and assumed that
256 cervical cancer incidence rates affecting these cohorts would be stable over the time period of the
257 analysis. Vaccine efficacy against high-risk HPV types other than HPV-16/18 (i.e., cross-
258 protection) was not included. We did not examine cervical cancer screening programs in this
259 analysis and assumed that any ongoing screening programs did not change as HPV vaccination
260 introduction and delivery changed. Additionally, given limited data on the burden of other HPV-
261 related diseases in LMICs, we did not evaluate the impact HPV vaccination may have on non-
262 cervical cancers in women and men.

263

264 **Conclusions**

265

266 Both models project that HPV vaccination will have a large impact on morbidity and mortality in
267 the four countries we examined. The differences in outcomes between the models capture variation
268 in interpretation around data on cervical cancer epidemiology and future demographic change.
269 This study highlights that HPV type distribution is a critical input to modelling the potential health
270 impact of vaccination. The main difference in estimates for cases and deaths averted by vaccination
271 between the models capture variation in interpretation around data on cervical cancer attribution
272 to HPV-16/18. The main differences in estimates for DALYs averted by vaccination between the
273 models are due to variations in cervical cancer attribution to HPV-16/18 and age-specific

274 remaining life expectancy over time. Continued explorations of underlying differences in model
275 inputs, assumptions, and results will be crucial when examining public health policy.

List of abbreviations

BMGF	Bill & Melinda Gates Foundation
DALY	disability-adjusted life year
GBD	Global Burden of Disease
HPV	human papillomavirus
IARC	International Agency for Research on Cancer
LMICs	low- and middle-income countries
LSHTM	London School of Hygiene & Tropical Medicine
PRIME	Papillomavirus Rapid Interface for Modelling and Economics
VIMC	Vaccine Impact Modelling Consortium
WHO	World Health Organization
YLD	years of life lost due to disability

Declarations

Ethics approval and consent to participate

Not applicable.

Consent for publication

Not applicable.

Availability of data and materials

The datasets generated during and/or analysed during the current study are available from the corresponding author on reasonable request.

Competing interests

The authors declare that they have no competing interests.

Funding

This work was carried out as part of the Vaccine Impact Modelling Consortium (www.vaccineimpact.org), but the views expressed are those of the authors and not necessarily those of the Consortium or its funders. The funders were given the opportunity to review this paper prior to publication, but the final decision on the content of the publication was taken by the authors.

This work was supported, in whole or in part, by the Bill & Melinda Gates Foundation, via the Vaccine Impact Modelling Consortium [Grant Number INV-009125]. Under the grant conditions of the Foundation, a Creative Commons Attribution 4.0 Generic License has already been assigned to the Author Accepted Manuscript version that might arise from this submission.

Authors' contributions

AP, KA, and MJ conceptualized and designed the study. AP and KA did the analysis, drafted the initial manuscript, and approved the final manuscript as submitted. SS, JJK, and MJ critically reviewed the analysis, reviewed and revised the manuscript, and approved the final manuscript as submitted.

Acknowledgements

We would like to thank Caroline L. Trotter and Alicia N.M. Kraay who provided valuable comments during a review of these models organized by the Vaccine Impact Modelling Consortium.

Tables

Table 1. Data sources for Harvard and PRIME models.

Input	Harvard	PRIME
Life Table	WHO 2019 [37]	United Nations 2019 [36]
Cervical cancer incidence	IARC 2020 [11]	IARC 2020 [11]
Population size	United Nations 2019 [36]	United Nations 2019 [36]
HPV-16/18 proportion	Guan, et al. 2012 [32]	Serrano, et al. 2012 [31]
Cervical cancer mortality	IARC 2020 [11] Canfell, et al. 2020 [21]	IARC 2020 [11]
Cervical cancer prevalence	Not applicable	IARC 2020 [11]

Figures

Figure 1. (A) Proportion of cervical cancer attributable to HPV-16/18; and (B) population size over time for 9-year-old girls born in 2012 (vaccinated in 2021) in Pakistan.

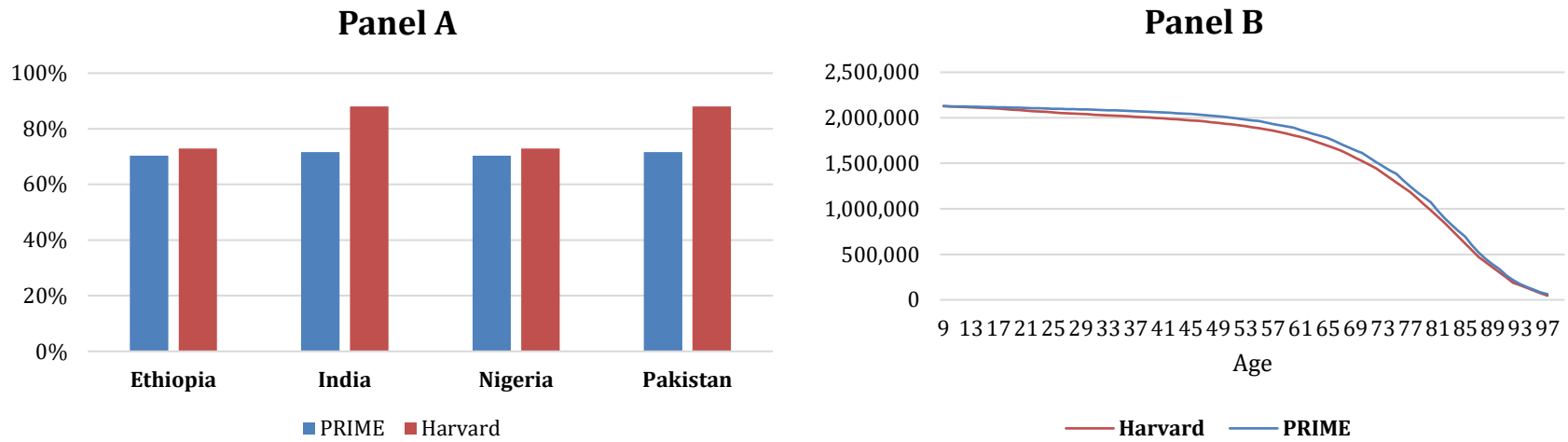
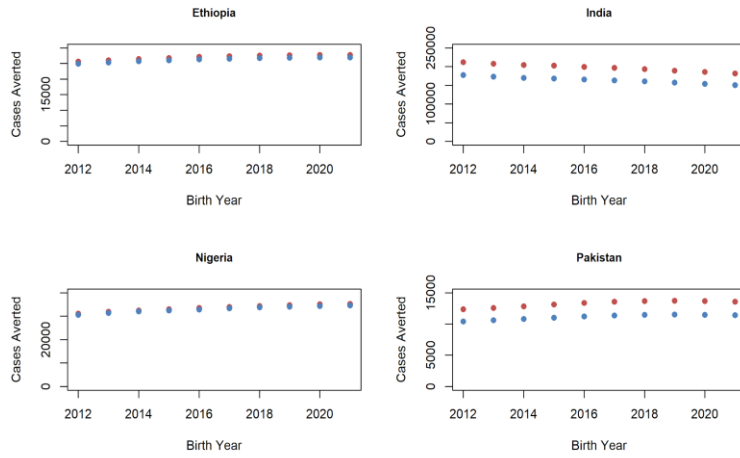
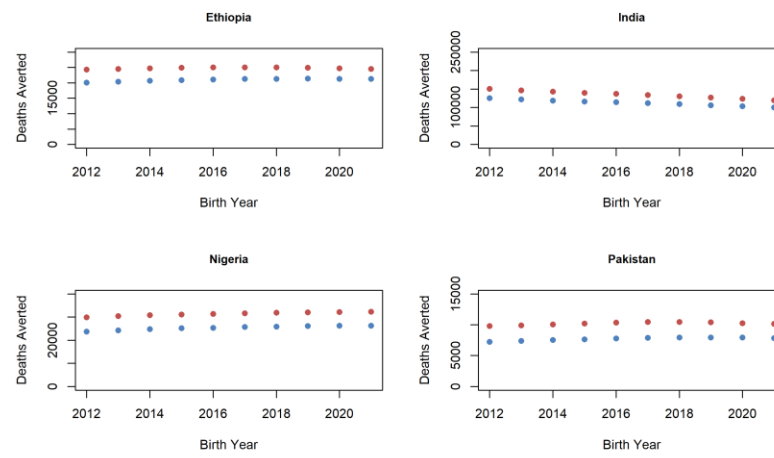


Figure 2. Cervical cancer cases, deaths, and disability-adjusted life years (DALYs) averted among girls vaccinated during 2021–2030 by country since time of vaccination until 2100: (A) cases averted; (B) deaths averted; (C) DALYs averted.

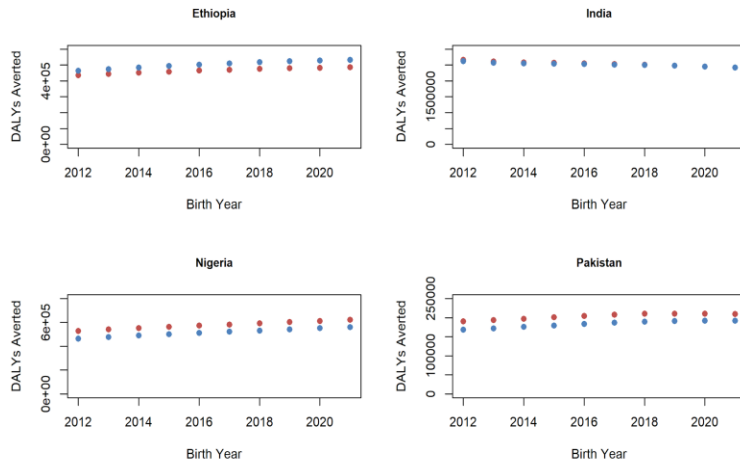
Panel (A)



Panel (B)

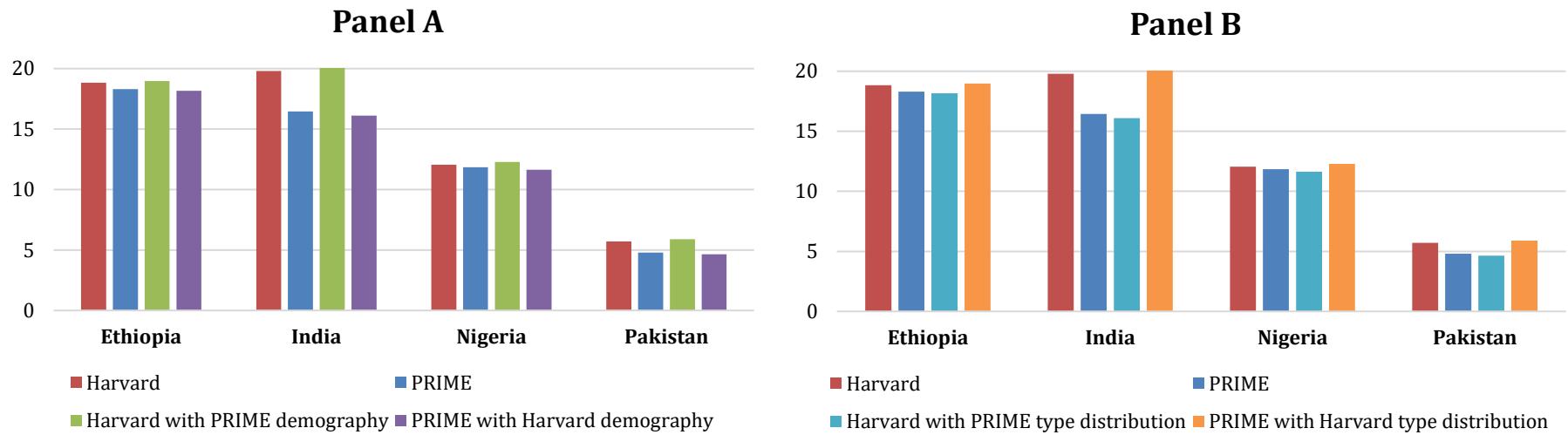


Panel (C)



Note: Blue dots = PRIME; red dots = Harvard.

Figure 3. Cervical cancer cases averted per 1,000 fully vaccinated girls for cohorts vaccinated during 2021–2030 since time of vaccination to 2100: (A) with alignment on population demography; and (B) with alignment on HPV 16/18 type distribution.



References

1. Forman D, de Martel C, Lacey CJ, Soerjomataram I, Lortet-Tieulent J, Bruni L, Vignat J, Ferlay J, Bray F, Plummer M *et al*: **Global burden of human papillomavirus and related diseases.** *Vaccine* 2012, **30 Suppl 5**:F12-23.
2. Muñoz N, Bosch FX, de Sanjosé S, Herrero R, Castellsagué X, Shah KV, Snijders PJ, Meijer CJ: **Epidemiologic classification of human papillomavirus types associated with cervical cancer.** *N Engl J Med* 2003, **348**(6):518-527.
3. Garland SM, Hernandez-Avila M, Wheeler CM, Perez G, Harper DM, Leodolter S, Tang GW, Ferris DG, Steben M, Bryan J *et al*: **Quadrivalent vaccine against human papillomavirus to prevent anogenital diseases.** *N Engl J Med* 2007, **356**(19):1928-1943.
4. Hildesheim A, Wacholder S, Catteau G, Struyf F, Dubin G, Herrero R: **Efficacy of the HPV-16/18 vaccine: final according to protocol results from the blinded phase of the randomized Costa Rica HPV-16/18 vaccine trial.** *Vaccine* 2014, **32**(39):5087-5097.
5. Brisson M, Drolet M: **Global elimination of cervical cancer as a public health problem.** *The Lancet Oncology* 2019, **20**(3):319-321.
6. World Health Organization: **Accelerating cervical cancer elimination. Report by the Director-General.** [Online] Accessed 25 May 2020. Available at: http://apps.who.int/gb/ebwha/pdf_files/EB144/B144_28-en.pdf. 2018.
7. World Health Organization: **Cervical cancer elimination strategy.** [Online] Accessed 18 June 2019. Available at <https://www.who.int/cancer/cervical-cancer/cervical-cancer-elimination-strategy>. 2019.
8. Bruni L, Saura-Lázaro A, Montoliu A, Brotons M, Alemany L, Diallo MS, Afsar OZ, LaMontagne DS, Mosina L, Contreras M *et al*: **HPV vaccination introduction worldwide and WHO and UNICEF estimates of national HPV immunization coverage 2010-2019.** *Prev Med* 2021, **144**:106399.
9. Wittet S, Tsu V: **Cervical cancer prevention and the Millennium Development Goals.** *Bull World Health Organ* 2008, **86**(6):488-490.
10. Parkin DM, Ferlay J, Jemal A, Borok M, Manrag SS, N'da GG, Ogunbiyi JO, Liu B, Bray F: **Cancer in Sub-Saharan Africa.** Lyon, France: International Agency for Research on Cancer. 2018.
11. International Agency for Research on Cancer: **GLOBOCAN 2020. Cancer incidence, mortality and prevalence worldwide.** IARC Cancer Base: Lyon, France. [Online] Accessed 26 March 2021. Available at: <https://gco.iarc.fr/today/home>. 2020.
12. Portnoy A, Sweet S, Desalegn D, Memirie ST, Kim JJ, Verguet S: **Health gains and financial protection from human papillomavirus vaccination in Ethiopia: findings from a modelling study.** *Health Policy and Planning* 2021.
13. Sankaranarayanan R, Basu P, Kaur P, Bhaskar R, Singh GB, Denzongpa P, Grover RK, Sebastian P, Saikia T, Oswal K *et al*: **Current status of human papillomavirus vaccination in India's cervical cancer prevention efforts.** *The Lancet Oncology* 2019, **20**(11):e637-e644.
14. Lee LA, Franzel L, Atwell J, Datta SD, Friberg IK, Goldie SJ, Reef SE, Schwalbe N, Simons E, Strebel PM *et al*: **The estimated mortality impact of vaccinations forecast to be administered during 2011-2020 in 73 countries supported by the GAVI Alliance.** *Vaccine* 2013, **31 Suppl 2**:B61-72.

15. Li X, Mukandavire C, Cucunubá ZM, Echeverria Londono S, Abbas K, Clapham HE, Jit M, Johnson HL, Papadopoulos T, Vynnycky E *et al*: **Estimating the health impact of vaccination against ten pathogens in 98 low-income and middle-income countries from 2000 to 2030: a modelling study.** *Lancet* 2021, **397**(10272):398-408.
16. Jit M, Brisson M: **Modelling the epidemiology of infectious diseases for decision analysis: a primer.** *Pharmacoeconomics* 2011, **29**(5):371-386.
17. Goldie SJ, O'Shea M, Campos NG, Diaz M, Sweet S, Kim SY: **Health and economic outcomes of HPV 16,18 vaccination in 72 GAVI-eligible countries.** *Vaccine* 2008, **26**(32):4080-4093.
18. Jit M, Brisson M: **Potential lives saved in 73 countries by adopting multi-cohort vaccination of 9-14-year-old girls against human papillomavirus.** *Int J Cancer* 2018, **143**(2):317-323.
19. Burger EA, Portnoy A, Campos NG, Sy S, Regan C, Kim JJ: **Choosing the optimal HPV vaccine: The health impact and economic value of the nonavalent and bivalent HPV vaccines in 48 Gavi-eligible countries.** *Int J Cancer* 2021, **148**(4):932-940.
20. Brisson M, Kim JJ, Canfell K, Drolet M, Gingras G, Burger EA, Martin D, Simms KT, Bénard É, Boily MC *et al*: **Impact of HPV vaccination and cervical screening on cervical cancer elimination: a comparative modelling analysis in 78 low-income and lower-middle-income countries.** *Lancet* 2020, **395**(10224):575-590.
21. Canfell K, Kim JJ, Brisson M, Keane A, Simms KT, Caruana M, Burger EA, Martin D, Nguyen DTN, Bénard É *et al*: **Mortality impact of achieving WHO cervical cancer elimination targets: a comparative modelling analysis in 78 low-income and lower-middle-income countries.** *Lancet* 2020, **395**(10224):591-603.
22. Jit M, Brisson M, Portnoy A, Hutubessy R: **Cost-effectiveness of female human papillomavirus vaccination in 179 countries: a PRIME modelling study.** *Lancet Glob Health* 2014, **2**(7):e406-414.
23. Burger EA, Campos NG, Sy S, Regan C, Kim JJ: **Health and economic benefits of single-dose HPV vaccination in a Gavi-eligible country.** *Vaccine* 2018, **36**(32 Pt A):4823-4829.
24. Van Minh H, My NTT, Jit M: **Cervical cancer treatment costs and cost-effectiveness analysis of human papillomavirus vaccination in Vietnam: a PRIME modeling study.** *BMC Health Serv Res* 2017, **17**(1):353.
25. Abbas KM, van Zandvoort K, Brisson M, Jit M: **Effects of updated demography, disability weights, and cervical cancer burden on estimates of human papillomavirus vaccination impact at the global, regional, and national levels: a PRIME modelling study.** *Lancet Glob Health* 2020, **8**(4):e536-e544.
26. FUTURE II Study Group: **Quadrivalent vaccine against human papillomavirus to prevent high-grade cervical lesions.** *N Engl J Med* 2007, **356**(19):1915-1927.
27. Malagón T, Drolet M, Boily M, Franco EL, Jit M, Brisson J, Brisson M: **Cross-protective efficacy of two human papillomavirus vaccines: a systematic review and meta-analysis.** *Lancet Infect Dis* 2012, **12**(10):781-789.
28. Naud PS, Roteli-Martins CM, De Carvalho NS, Teixeira JC, de Borja PC, Sanchez N, Zahaf T, Catteau G, Geeraerts B, Descamps D: **Sustained efficacy, immunogenicity, and safety of the HPV-16/18 AS04-adjuvanted vaccine: final analysis of a long-term follow-up study up to 9.4 years post-vaccination.** *Hum Vaccin Immunother* 2014, **10**(8):2147-2162.

29. Paavonen J, Naud P, Salmerón J, Wheeler CM, Chow SN, Apter D, Kitchener H, Castellsague X, Teixeira JC, Skinner SR *et al*: **Efficacy of human papillomavirus (HPV)-16/18 AS04-adjuvanted vaccine against cervical infection and precancer caused by oncogenic HPV types (PATRICIA): final analysis of a double-blind, randomised study in young women.** *Lancet* 2009, **374**(9686):301-314.
30. Schiller JT, Castellsagué X, Garland SM: **A review of clinical trials of human papillomavirus prophylactic vaccines.** *Vaccine* 2012, **30 Suppl 5**(0 5):F123-138.
31. Serrano B, Alemany L, Tous S, Bruni L, Clifford GM, Weiss T, Bosch FX, de Sanjosé S: **Potential impact of a nine-valent vaccine in human papillomavirus related cervical disease.** *Infect Agent Cancer* 2012, **7**(1):38.
32. Guan P, Howell-Jones R, Li N, Bruni L, de Sanjosé S, Franceschi S, Clifford GM: **Human papillomavirus types in 115,789 HPV-positive women: A meta-analysis from cervical infection to cancer.** *Int J Cancer* 2012, **131**(10):2349-2359.
33. de Sanjose S, Quint WG, Alemany L, Geraets DT, Klaustermeier JE, Lloveras B, Tous S, Felix A, Bravo LE, Shin HR *et al*: **Human papillomavirus genotype attribution in invasive cervical cancer: a retrospective cross-sectional worldwide study.** *The Lancet Oncology* 2010, **11**(11):1048-1056.
34. Vaccine Impact Modelling Consortium: **General Guidance for DALYs calculation.** [Online] Accessed 11 January 2021. Available at https://www.vaccineimpact.org/resources/VIMC-model-run-DALYs-guidance-20190917-121647-d5d6ef09_report.pdf. 2019.
35. Global Burden of Disease Collaborative Network: **Global Burden of Disease Study 2017 (GBD 2017) Disability Weights.** In. Seattle, United States: Institute for Health Metrics and Evaluation (IHME); 2018.
36. United Nations: **World Population Prospects. United Nations Population Division.** [Online] Accessed 2 March 2020. Available at: <https://population.un.org/wpp/>. 2019.
37. World Health Organization: **Life tables for WHO member states.** [Online] Accessed 10 December 2019. Available at: <https://apps.who.int/gho/data/node.main.687?lang=en> 2019.
38. World Health Organization: **Global market study: HPV vaccines.** World Health Organization. [Online] Accessed 5 February 2021. Available at: <https://apps.who.int/iris/handle/10665/311275>. 2019.
39. World Health Organization: **Pulse survey on continuity of essential health services during the COVID-19 pandemic.** 27 August 2020. [Online] Accessed 4 December 2020. [Online]. Available at: https://www.who.int/publications/i/item/WHO-2019-nCoV-EHS_continuity-survey-2020.1. 2020.
40. World Health Organization: **Immunization and COVID-19 - Second pulse poll offers a more detailed understanding of disruptions to vaccination caused by COVID-19 and how to respond.** [Online] Accessed 1 February 2021. Available at <https://www.who.int/publications/m/item/gin-june-2020>. 2020.
41. World Health Organization: **Global strategy to accelerate the elimination of cervical cancer as a public health problem.** [Online] Accessed 5 February 2021. Available at <https://www.who.int/publications/i/item/9789240014107>. 2020.