

1
2
3
4
5
6
7
8
9
10
11
12
13
14
15
16
17
18
19
20
21
22
23
24
25
26
27
28
29
30
31
32
33
34
35
36
37
38

Organizational Readiness for the Implementation of a Three-Month Short-Course TB Preventive Therapy Regimen (3HP) in Four Health Care Facilities in Zimbabwe in 2020: A Mixed Methods Study

Dorothy T. Chisare¹, Rutendo B.L. Zinyama-Gutsire², Charles Chasela^{1,3}

¹Division of Epidemiology and Biostatistics, School of Public Health, Faculty of Health Sciences, University of the Witwatersrand, Johannesburg, South Africa

²Immunology Department, College of Health Sciences, University of Zimbabwe, Harare, Zimbabwe

³Implementation Science Unit Programme, Right to Care, Johannesburg, South Africa

*Corresponding author :
Email: dorothyct9@gmail.com

Author Contributions:
DC conceptualized, analyzed, interpreted the data, and wrote the original draft of the manuscript. CC and RBLZG contributed to the supervision, conceptualization, writing - review, and editing of the study. All authors read and approved the final draft.

39 Abstract

40 **Background:** Tuberculosis preventive therapy (TPT) for latent TB infection has had limited success in
41 Zimbabwe. The country plans to roll-out the three-month short-course TPT regimen (3HP) to address
42 the implementation lag and poor uptake of the 6-9-month regimens. The study measured the level of
43 organizational readiness while identifying barriers and facilitators to implement 3HP in four health
44 facilities in Zimbabwe.

45
46 **Methods:** A convergent, parallel mixed-methods approach was used to collect data from four primary
47 healthcare clinics in Bulawayo and Harare Metropolitan provinces, Zimbabwe. Twenty healthcare
48 providers completed a 35-item, self-administered questionnaire designed on a 5-point Likert scale and
49 developed from the Weiner organizational readiness model. Nine of the providers and five TB program
50 managers took part in 20-30 minute individual semi-structured key-informant interviews. Median
51 scores with interquartile ranges were calculated wherein a score of 3.3 or greater indicated readiness.
52 Differences between facilities were assessed using a Kruskal-Wallis rank test. Qualitative data on
53 barriers and facilitators were transcribed and analyzed using a framework approach.

54
55 **Results:** Readiness to implement 3HP across the four facilities was positive with a score of 3.8(IQR 3.3-
56 4.1). The difference between the best 4.0(IQR 3.8-4.2) and worst-performing facility 3.2(IQR 2.7-3.3)
57 was 0.8 and statistically significant ($p=0.039$). The low facility score was due to poor contextual factors
58 2.5(IQR 2.0-3.3), task demands 2.6(IQR 2.3-2.9), and resource availability 2.1(IQR 1.5-2.5) scores. Key
59 organizational readiness facilitators included healthcare provider and management buy-in; community
60 willingness to generate demand for 3HP; strong collective capability through task-shifting,
61 alignment with existing primary healthcare programs, perceived benefits, and need for 3HP. Barriers
62 were negative past TPT experiences, suboptimal programmatic monitoring, inconsistent health
63 provider remuneration, inadequate staffing, added workload, and an erratic supply chain across
64 facilities. The organizational communication gap prompts the slow program implementation culture.

65
66 **Conclusions:** The varied scores between facilities suggest distinct underlying conditions for readiness.
67 Healthcare provider motivation is temporary based on the inconsistent resource supply, absence of
68 TPT-specific monitoring and evaluation, and daily contextual challenges in facilities that must be
69 addressed. Similar research is necessary for countries yet to implement 3HP to optimize the design or
70 revision of delivery strategies and increase uptake of TPT.

71
72 **Keywords:** Organizational readiness, TB preventive therapy, TPT, 3HP, Zimbabwe

73 Introduction

74 Despite significant increased access to treatment, tuberculosis (TB) accounted for 10 million active
75 cases and 1.3 million deaths in 2018 globally [1]. The re-occurrence of the growing burden of active
76 TB disease is driven by latent tuberculosis infection (LTBI), particularly in developing countries.
77 Persons with LTBI harbour Mycobacterium tuberculosis bacilli but are not infectious and cannot
78 spread TB to others [2], however, once infected, individuals are at the highest risk of developing active
79 TB [2]. One-third of the global population are carriers of LTBI which is an estimated 2.3 billion possible
80 new TB cases [2]. The WHO Africa, Western Pacific, and South-East Asia regions have the highest
81 prevalence of LTBI and account for 80% of the cases [2]. Zimbabwe fosters a high LTBI rate of 210 per
82 100 000 population and is one of 12 countries that contribute to 50% of the global TB burden [3, 4].
83 With 14% of the population living with HIV, more individuals are at the risk of LTBI wherein progression
84 to active TB is high [3, 4].

85 As per WHO, a crucial strategy to prevent and eliminate active TB cases has been the treatment of
86 LTBI through the provision of TB preventive therapy (TPT), specifically daily self-administered isoniazid
87 preventive therapy (IPT)[3]. Provision of IPT is marred with challenges including constrained
88 effectiveness due to toxicity, low completion rates, suboptimal coverage ranging from 2.4% to 73%,
89 TB provider knowledge gaps, conflicting views on the importance of treatment, as well as the
90 uncertainty about the duration of treatment, i.e. whether it should be administered for six months,
91 nine months, 36 months or a lifetime [2, 3]. Shorter, safe regimens are crucial for increasing treatment
92 completion rates and curbing the spread of active TB disease [2, 4]. These regimens include 3HR; a
93 daily three-month (90 doses) TPT and 3HP; a weekly three-month (12 doses) TPT of combined
94 rifapentine and isoniazid. The proposed three-month therapy to replace the standard IPT is 3HP as
95 3HR is offered in a few countries, only limited to children and adolescents aged less than 15 years and
96 still administered over a long duration [2]. Additionally, randomized control trials demonstrated that

97 participants taking 3HP had a threefold likelihood of treatment completion and improved outcomes
98 compared to participants taking 6-9 month IPT [4]. The WHO, therefore, released the 2019 updated
99 guidelines for the treatment of LTBI recommending the use of 3HP for people living with HIV (PLHIV)
100 and contacts of TB cases of any age in place of the standardized daily self-administered IPT [1].

101 In alignment with the updated WHO guidelines, the National HIV/AIDS and TB Control Program under
102 the Ministry of Health and Child Care (MoHCC) of Zimbabwe and partner non-governmental
103 organizations (NGO) set the Tuberculosis national TB strategic plan of 2017-2020 (TB-NSP) which
104 included the provision of 3HP in place of the current 6-month TPT at facility level [4]. The first phase
105 of the program implementation (quarters one and two of 2020) was earmarked for 20 health facilities
106 across five provinces in Zimbabwe [3]. However, the effectiveness and the success of the 3HP program
107 might be a distant reality as there are operational challenges within the National HIV/AIDS and TB
108 Control Program. Performance indicators are not being met including the sub-optimal performance
109 of the current 6-month TPT [3]. Challenges include the shortage of skilled health workers, lack of
110 capacity to recruit additional staff, lack of funding and training to support monitoring of TPT
111 implementation exacerbated by stockouts of essential medication as a result of decades of crippling
112 economic challenges [5]. Persistent IPT drug stockouts, for instance, resulted in the interruption of the
113 TB prevention program [5]. As vital as the change from standard IPT to treatment by 3HP is, the
114 aforementioned challenges could limit the successful implementation of the program.

115 Organizational readiness (OR) is vital and a necessary precursor to ensure successful implementation
116 of the 3HP program in Zimbabwe. OR is defined as an implementation strategy to indicate the extent
117 to which an organisation is psychologically and behaviourally prepared to implement a new program
118 [6]. For example, an organization has to be willing and capable to implement a program for an effective
119 outcome [6]. Studies indicate that about 50% of programs fail due to poor organisational readiness
120 prior program implementation yet there is a dearth in the literature to indicate organizational
121 readiness to implement the 3HP program among high burden, low-income TB settings such as

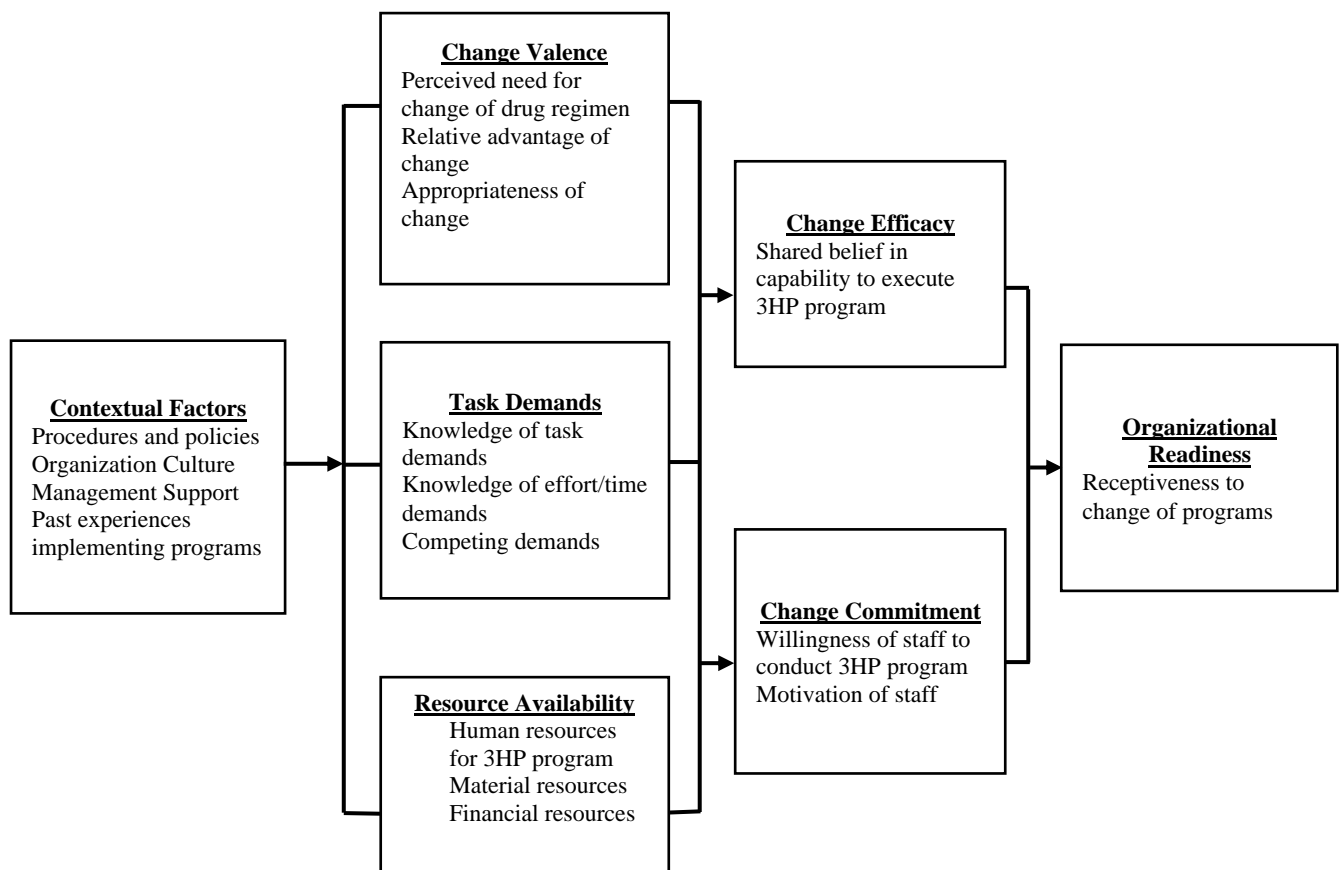
122 Zimbabwe [7]. Such a gap in knowledge affects the optimum response to the TB preventive efforts of
123 the country. An example highlighting the need to assess readiness before program implementation is
124 the low utilisation rates of the GeneXpert innovation to improve TB screening in Zimbabwe varying
125 from 50.4% to 63.5% despite its proven cost-effectiveness [5]. Similarly, piloting 3HP in facilities in
126 Zimbabwe without assessing OR, its perceived barriers, and facilitators by staff collectively could
127 present the failure to realize the real impact of 3HP. Therefore, determining OR is key to identify
128 bottlenecks as perceived by the organization's staff that could impede efforts to scale-up and to
129 develop recommendations for better implementation.

130 The outcomes of this study indicated the readiness to implement 3HP and possible influencing factors
131 within the selected facilities in Harare and Bulawayo Metropolitan provinces. By using this method,
132 we hope the quantitative measurement strengthened by the lived qualitative experiences will identify
133 operational metric challenges of the facilities useful to the National HIV/AIDS and TB Control Program
134 and address issues that might otherwise escalate into obstacles that could impede successful program
135 implementation [6]. This is critical because 3HP is a key TB prevention strategy to offset prior
136 suboptimal IPT implementation efforts [3].

137 To date, no organizational readiness study for the 3HP program has been conducted in the sub-
138 Saharan region, including Zimbabwe. The study will contribute towards the theoretical knowledge of
139 implementation readiness before introducing 3HP in facilities and also expand on the lack of
140 consensus on the measurement of readiness. Hopefully, the study will demonstrate the importance
141 of considering readiness at the early stages of program implementation as it serves as a proximal
142 indicator to successful, quality program implementation without undesired consequences. This will
143 encourage monitoring and evaluation of the program at scale-up as well as tightening of potential
144 loopholes in the implementation. Additionally, lessons learnt from the study can be adapted to
145 facilities in the other provinces and later national level to give a more generalizable picture of 3HP
146 implementation.

147 **Conceptualization of Organizational Readiness**

148 In this study, elements in Weiner's (2009) model attempts to understand the collective efforts or
149 behaviour of members in an organization which lead to organizational readiness [6]. In the model,
150 contextual factors, task demands, resource availability, and change valence are mediating elements
151 of organizational readiness as a measure [6]. Change efficacy and change commitment are direct
152 elements affecting organizational readiness [6]. Weiner highlights the importance of the
153 interrelatedness of these factors that may affect readiness to implement a new program. For example,
154 when members are committed, it leads the capability or strife to conduct the program
155 implementation [6]. Change efficacy is based on three enabling factors, including task demands,
156 resource availability and contextual factors of the organization [6] (S1 Figure).



157 **Fig 1. Weiner's model for organizational readiness**

158

159

160 **Materials and Methods**

161 **Study Design**

162 This was a convergent, parallel mixed-methods study. Quantitative and qualitative data were collected
163 in the same phase of the research process to measure organizational readiness and to explore barriers
164 and facilitators that may affect readiness to implement 3HP in the four health facilities in Zimbabwe.
165 The elements were analyzed independently, and the findings were triangulated and interpreted
166 together. The purpose of this approach was to illustrate quantitative results with qualitative findings,
167 synthesize complementary results for a more complete in-depth understanding of readiness and to
168 compare multiple levels within the health care system [23].

169

170 **Study setting, population, and sampling**

171 The National HIV/AIDS and TB Control Program in collaboration with the IMPAACT4TB program aims
172 to pilot 3HP in twenty public health facilities across five provinces in Zimbabwe. In this study, data was
173 collected from four health facilities across Harare and Bulawayo Metropolitan provinces. The facilities
174 in Harare Metropolitan included Highfields polyclinic and Glen Norah Satellite clinic while in Bulawayo
175 Metropolitan, the facilities included were Pumula and Northern Suburbs clinics. The four facilities
176 were purposively selected based on physical location, similar facility sizes with respect to high out-
177 patient volumes and same access to technical support. Additionally, Harare and Bulawayo
178 Metropolitan were the only provinces that had infectious disease hospitals that decentralized TB
179 prevention programs to 90% of their clinics, and hence it was expected that relatively higher out-
180 patient volumes would access the 3HP intervention here [22].

181

182 The target population for this study were facility level staff (health facility managers or more
183 commonly referred to as charge nurses, TB nurses and primary care practitioners) that had worked
184 on the frontline and will directly implement the 3HP program. In addition, key informants such as a

185 subset of the health facility staff (Charge nurses, TB nurses and primary care practitioners) as well as
186 non-frontline personnel within the implementation support structure of the facilities (National level
187 TB program managers inclusive of TB supply chain manager, the respective provincial-level TB
188 coordinators from the National HIV/AIDS and TB Control Programs; and TB program managers from
189 implementing and funding partners).

190

191 The study purposively selected 15 KII participants involved in the program that will implement 3HP in
192 facilities. Concurrently, at each facility level, there was a maximum of 5 staff members involved in TB
193 programs [5] and therefore we administered questionnaires to all 20 participants available at the four
194 facilities. As per Weiner's theory on organizational model guiding the study, readiness is measured at
195 the supra-level and not at individual level [6]. Therefore, the study aggregated individual level data to
196 represent shared perceptions within facilities.

197

198 **Procedures**

199 Data was collected simultaneously among various target groups from February and ended in March
200 2020. Information sessions were held individually with the participants to inform them about the
201 intervention, the aim, objectives and importance of the study. Thereafter, facility level staff (Charge
202 nurses, TB nurses and primary care practitioners) answered hard-copy self-administered
203 organizational readiness questionnaires to measure the level of readiness in implementing health
204 facilities. Concurrently, open-ended semi-structured interview guides were used to understand the
205 barriers and facilitators on the readiness with each of the fourteen (14/15) key informants lasting
206 approximately 20-30 minutes. Written consent for audio recording of interviews and willingness to
207 participate in the study was obtained from each participant. Both the qualitative and quantitative
208 study tools had been pre-tested by the PI in Bulawayo Metropolitan before the main study and there
209 was the need to modify the wording in the instruments for the participants' improved understanding.
210 Changes were channelled into the main study. The interviews were conducted privately by the PI in

211 three of the main local languages namely English, Shona and Ndebele at the participant workplaces
212 over a period of 5 days in Bulawayo and another 5 days in Harare. Data were collected as audio
213 recordings and field notes. The audio recordings were obtained to allow the investigator enough time
214 to listen and transcribe interviewees' responses accurately. The transcripts were returned to
215 participants for comment and/or correction. Field notes including descriptive and reflective
216 information were captured in a diary by the investigator during or after interviews to ensure richness
217 in the qualitative findings reported, interpreted and discussed.

218

219 **Measures**

220 The questionnaire used 5 point-Likert scale responses that comprised of eight sections. Section A
221 consisted of demographic characteristics. Section B-E supported an ordinal level of measurement.
222 Section H was the additional comments section consisting of open-ended questions. With regards to
223 section B-E, the Likert technique consisted of a series of statements to which one responded using a
224 scale of possible answers ; 5-Strongly agree, 4- Agree, 3- Neutral, 2-Disagree and 1- Strongly Disagree.
225 The questionnaire also included open-ended questions about perceived limitations and
226 recommendations. Given that literature states that there is no standardized organizational readiness
227 questionnaire, the structured questionnaire was developed from the constructs of the Weiner
228 Organizational readiness model [6]. Cronbach's alpha was used to measure the internal consistency
229 (reliability) of the subscales and the composite scale [23]. The overall Cronbach alpha of the readiness
230 scale adopted was 0.92, a score above the threshold of 0.70. While resource availability had a low
231 reliability score of 0.50, change commitment, efficacy, valence, task demands and contextual factors
232 to implement 3HP in the facilities all had reliability scores of 0.76, 0.84 ,0.93 ,0.73 and 0.82 respectively
233 (S2 Table).

234

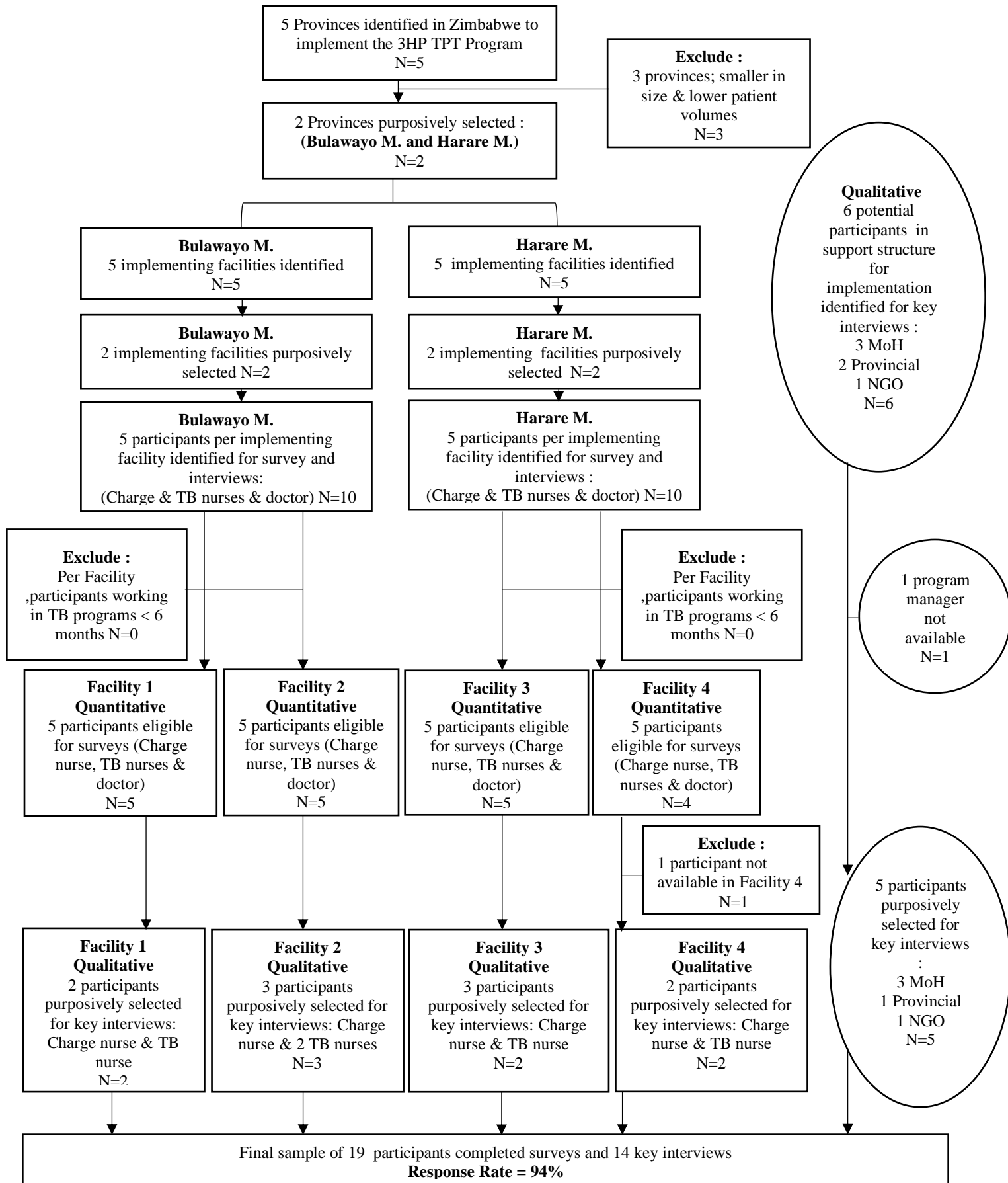
235 **Data Analysis**

236 Data from the hard-copy questionnaires was captured using REDcap by both the PI and the data
237 collector and exported into STATA 16 for statistical analysis. Cross-tabulations were performed in
238 STATA to describe the characteristics of the facilities and socio-demographics of staff. Results were
239 reported as frequencies and percentages for categorical data and means (standard deviation) or
240 medians (interquartile range) for numerical data. Responses from the organizational readiness
241 questionnaire which used Likert scale responses to measure the degree of agreeableness to
242 statements were presented descriptively using median scores due to non-normally distributed sub-
243 scales, based on the Shapiro-Wilk test. Subscale median scores > 3.3 indicated areas of strength which
244 translate to the idea of “readiness” in that the respondents generally agree that the facility has the
245 attribute in a given subscale. Conversely, scores < 3.3 show areas of weakness and need attention
246 prior to change efforts. The Kruskal-Wallis rank test was used to test differences within and between
247 the facilities. The significance level was set at p-value <0.05.

248

249 All interview data were combined with the responses to the open-ended questions in the
250 questionnaire. The data were analysed as outlined by the framework method reported by Gale et al
251 [25]. Once all the data was coded using the analytical framework, data was manually summarized in a
252 matrix through the charting process using Microsoft excel. The matrix comprised of one row per
253 participant and one column per code. Data was abstracted from transcripts for each participant and
254 theme, summarized using verbatim words and inserted into the corresponding cell in the matrix. The
255 study found MAXQDA software to be invaluable at this stage for quick and easy retrieval of indexed
256 data for specific themes within each transcript. Characteristics of KII participants including gender,
257 duration in current position, program area and level of organization were retrieved and presented.

Results



258 Fig 2. Flow diagram of selection of study participants

259 The survey participants (S1 Table 1) included nurses (73.7%, n=14), charge nurses (15.8%, n=3) and
 260 primary care practitioners (10.5%, n=2). There were more females (84.2%, n=16) as compared to the
 261 males (15.8%, n=3). Majority of facility 1 respondents were aged above 50 years (80.0%, n=4), while
 262 the majority of the respondents in facility 3 were aged between 40 – 50 years (60.0%, n=3) and
 263 similarly in facility 4, most of the respondents were aged between 40 – 50 years (50.0%, n=2). There
 264 were no participants (0%, n=0) who had provided TB services for 6 – 11 months however most had
 265 provided TB services for more than 2 years (79%, n= 15) with 100% of the facility 3 respondents having
 266 provided more than 2 years of TB service. Between the two provinces, Bulawayo Metropolitan had
 267 slightly more respondents in the facilities (52.6%, n=10) compared to Harare Metropolitan (47.4%, n=
 268 7) (S1 Table).

269
 270
 271
 272

Table 1: Demographic characteristics of participants in the implementing health facilities

Characteristics		Total N(%)	Facility 1 n (%)	Facility 2 n (%)	Facility 3 n (%)	Facility 4 n (%)
Sex						
	Female	16(84.2)	4(80.0)	5(100.0)	5(100.0)	2(50.0)
	Male	3(15.8)	1(20.0)	0(0.0)	0(0.0)	2(50.0)
Age Group						
	18 - 29	2(10.5)	0(0.0)	0(0.0)	1(20.0)	1(25.0)
	30 – 39	2(10.5)	1(20.0)	1(20.0)	0(0.0)	0(0.0)
	40 – 50	7(36.8)	0(0.0)	2(40.0)	3(60.0)	2(50.0)
	Above 50	8(42.1)	4(80.0)	2(40.0)	1(20.0)	1(25.0)
Role In Facility						
	Charge nurse (Facility manager)	3(15.8)	1(20.0)	1(20.0)	1(20.0)	0(0.0)
	TB Nurse	14(73.7)	4(80.0)	4(80.0)	4(80.0)	2(50.0)
	Primary care practitioner	2(10.5)	0(0.0)	0(0.0)	0(0.0)	2(50.0)
Years Of Providing TB Services						
	6 – 11 months	0(0.0)	0(0.0)	0(0.0)	0(0.0)	0(0.0)
	1 year to 2 years	3(15.8)	1(20.0)	1(20.0)	0(0.0)	1(25.0)
	More than 2 years	15(79.0)	3(60.0)	4(80.0)	5(100.0)	3(75.0)
Province						
	Harare Metropolitan	7(47.4)	0(0.0)	0(0.0)	5(100.0)	4(100.0)
	Bulawayo Metropolitan	10(52.6)	5(100.0)	5(100.0)	0(0.0)	0(0.0)

273
 274

275 **Level of organizational readiness in the four facilities**

276 The overall OR median score across the four facilities was 3.8 (IQR 3.3 – 4.1) above 3.3, the chosen
277 cut-off point for an acceptable level of readiness (S2 Table).

278

279 At the individual facility level, a total of three of the four facilities had median scores above the
280 readiness cut-off point. Facility 4 within Harare Metropolitan province was below the cut-off of 3.3 as
281 it had an OR median score of 3.2 (IQR 2.7 – 3.3). Low median scores were presented in the facility's
282 contextual factors 2.5(IQR 2.0 – 3.3), task demands 2.6 (IQR 2.3 – 2.9) and resource availability 2.1(IQR
283 1.5 – 2.5). The change commitment 3.7 (IQR 3.1 – 4.2), change efficacy 3.3 (IQR 2.8 – 3.6) and change
284 valence scores 4.2 (IQR 3.3 – 4.8) of facility 4 were above the cut-off. Alternatively, Facility 3 within
285 Harare province had the highest OR median score of 4.0 (IQR 3.8 – 4.2) although it presented a low
286 resource availability median score of 3.0 (IQR 2.8-3.3).Consequently, Bulawayo Metropolitan's facility
287 1 had a high level of readiness with an OR median score of 3.9 (IQR 3.9 – 4.0). The facility presented
288 high median scores in the change commitment, efficacy, valence, contextual factors, task demands.
289 Nevertheless, facility 1 presented a low median score of 2.8 (IQR 2.5 – 3.3) in the resource availability.
290 Facility 2 in Bulawayo Metropolitan province had an acceptable OR median score of 3.6 (IQR 3.4 – 4.1)
291 however a low resource availability median score of 2.8(IQR 2.5 – 3.3).

292

293 Significant differences were noted in the overall OR scores between the four facilities ($p=0.039$) (S2
294 Table 2). Within Harare province, significant differences were identified between facility 3 and 4
295 ($p=0.016$) wherein facility 3 readiness score was the highest compared to facility 4 which presented
296 the lowest score below the threshold. Although there were no statistically significant differences in
297 the change commitment, change efficacy, valence and task demands scores within provinces and
298 between the four facilities across the provinces; significant differences were identified in the
299 contextual factors between facility 3 and facility 4 within the Harare province ($p= 0.016$) and in the

300 contextual factors between all of the four facilities ($p=0.011$). Marginal significant differences were
301 found in the resource availability scores between the two Harare facilities ($p = 0.048$) (S2 Table).

302 Table 2. Organizational Readiness scale and subscale scores

303

		Cronbach's alpha	Bulawayo M.			Harare M.			Total OR	
			Facility 1	Facility 2	P-value	Facility 3	Facility 4	P-value	Median (IQR)	P-value
			Median (IQR)	Median (IQR)		Median (IQR)	Median (IQR)			
Overall Organizational Readiness Scale Per Facility		0.92	3.9(3.9-4.0)	3.6(3.4-4.1)	0.691	4.0(3.8-4.2)	3.2(2.7-3.3)	0.016*	3.8(3.3-4.1)	0.039*
1.Change Commitment		0.76	4.0(4.0-4.2)	4.0(3.8-4.6)	1.000	4.0(4.0-4.6)	3.7(3.1-4.2)	0.095	4.0(3.8-4.6)	0.364
	B1.Committed		4.0(4.0-4.0)	5.0(5.0-5.0)		5.0(4.0-5.0)	4.0(3.5-4.5)		4.0(4.0-5.0)	
	B2.Want to		4.0(4.0-4.0)	5.0(5.0-5.0)		5.0(4.0-5.0)	4.0(3.5-4.5)		4.0(4.0-5.0)	
	B3. Motivated		3.0(3.0-4.0)	4.0(3.0-4.0)		4.0(4.0-5.0)	3.0(2.5-4.0)		4.0(3.0-4.0)	
	B4. Whatever it takes		4.0(4.0-4.0)	4.0(3.0-4.0)		4.0(4.0-4.0)	3.5(3.0-4.5)		4.0(3.0-4.0)	
	B5. Determined		5.0(4.0-5.0)	4.0(4.0-5.0)		4.0(4.0-4.0)	3.5(2.5-4.0)		4.0(4.0-5.0)	
2.Change Efficacy		0.84	4.0(3.8-4.2)	4.0(2.8-4.2)	0.333	4.0(4.0-4.3)	3.3(2.8-3.6)	0.095	4.0(3.5-4.2)	0.086
	C1. Keep momentum going.		4.0(4.0-5.0)	4.0(3.0-5.0)		4.0(4.0-4.0)	3.0(2.5-4.0)		4.0(3.0-5.0)	
	C2.Support staff as they adjust		4.0(4.0-4.0)	4.0(3.0-5.0)		4.0(4.0-4.0)	3.5(2.5-4.0)		4.0(3.0-4.0)	
	C3.Get the staff invested		3.0(2.0-4.0)	3.0(2.0-3.0)		4.0(4.0-4.0)	2.5(2.0-3.0)		3.0(2.0-4.0)	
	C4. Coordinate tasks for smooth implementation.		4.0(4.0-4.0)	4.0(2.0-4.0)		4.0(4.0-5.0)	3.5(3.0-4.0)		4.0(4.0-4.0)	
	C5. Handle challenges that arise		5.0(4.0-5.0)	4.0(3.0-4.0)		4.0(4.0-4.0)	3.5(2.5-4.0)		4.0(3.0-4.0)	

	C6. Keep track of progress during implementation.		5.0(4.0-5.0)	4.0(3.0-4.0)		4.0(4.0-4.0)	3.5(3.0-4.0)		4.0(3.0-5.0)	
3.Change Valence		0.93	4.2(3.8-5.0)	4.8(4.7-5.0)	0.381	4.3(4.0-4.8)	4.2(3.3-4.8)	0.603	4.7(4.0-5.0)	0.530
	D1.3HP regimen better than standard regimen to meet needs of patients		5.0(3.0-5.0)	5.0(5.0-5.0)		4.0(4.0-5.0)	4.5(3.5-5.0)		5.0(4.0-5.0)	
	D2. Need to implement		4.0(4.0-5.0)	5.0(5.0-5.0)		4.0(4.0-5.0)	4.5(3.5-5.0)		5.0(4.0-5.0)	
	D3.Change will benefit facility and patients		4.0(4.0-5.0)	5.0(4.0-5.0)		4.0(4.0-4.0)	4.5(3.5-5.0)		4.0(4.0-5.0)	
	D4. 3HP is cost-effective		5.0(4.0-5.0)	5.0(4.0-5.0)		4.0(4.0-5.0)	3.5(3.0-4.5)		4.0(4.0-5.0)	
	D5. Value this change		4.0(4.0-5.0)	5.0(4.0-5.0)		5.0(4.0-5.0)	4.0(3.5-4.5)		4.0(4.0-5.0)	
	D6. Implementing change is a good idea.		5.0(4.0-5.0)	5.0(5.0-5.0)		5.0(4.0-5.0)	4.0(3.0-5.0)		5.0(4.0-5.0)	
4.Task Demands		0.73	3.8(3.8-4.0)	3.8(3.3-3.8)	0.746	4.0(3.8-4.0)	2.6(2.3-2.9)	0.079	3.8(3.0-4.0)	0.057
	E1.Coordinating change not a burden		4.0(3.0-4.0)	3.0(3.0-4.0)		4.0(4.0-4.0)	3.0(2.5-3.5)		4.0(3.0-4.0)	
	E2. Implementing change not a strain to workload		2.0(2.0-3.0)	3.0(2.0-4.0)		4.0(3.0-4.0)	2.0(1.5-2.5)		3.0(2.0-4.0)	
	E3.Integration with existing workflow not a challenge		4.0(4.0-5.0)	4.0(3.0-4.0)		4.0(4.0-4.0)	3.0(2.0-3.0)		4.0(3.0-4.0)	
	E4. Coordinating change within patient treatment schedule not challenging		4.0(4.0-4.0)	4.0(4.0-5.0)		4.0(4.0-4.0)	2.5(2.0-3.5)		4.0(4.0-4.0)	

5.Contextual Factors		0.82	4.3(4.0-4.3)	3.5(3.3-3.8)	0.056	3.8(3.8-4.3)	2.5(2.0-3.3)	0.016*	3.8(3.3-4.3)	0.011*
	F1.Other programs within facility will support change.		4.0(4.0-5.0)	4.0(4.0-5.0)		4.0(4.0-5.0)	3.0(2.0-4.0)		4.0(4.0-5.0)	
	F2.The facility has good past experience of implementing programs		5.0(4.0-5.0)	3.0(3.0-4.0)		4.0(4.0-4.0)	2.5(2.0-3.5)		4.0(3.0-4.0)	
	F3. Senior leaders are supportive		4.0(3.0-4.0)	3.0(2.0-3.0)		3.0(3.0-4.0)	2.0(2.0-2.5)		3.0(2.0-4.0)	
	F4. A system is in place to monitor how well change is implemented		4.0(4.0-4.0)	4.0(4.0-4.0)		4.0(4.0-4.0)	2.5(2.0-3.0)		4.0(3.0-4.0)	
6.Resource Availability		0.50	2.8(2.5-3.3)	2.3(2.3-2.5)	0.238	3.0(2.8-3.3)	2.1(1.5-2.5)	0.048*	2.5(2.3-3.3)	0.093
	G1. Staffing allocated are sufficient		2.0(2.0-2.0)	1.0(1.0-2.0)		2.0(2.0-4.0)	1.5(1.0-2.0)		2.0(1.0-2.0)	
	G2. Receive enough resources in the facility for sustainable change		2.0(2.0-4.0)	2.0(1.0-3.0)		2.0(2.0-3.0)	1.5(1.0-2.0)		2.0(1.0-3.0)	
	G3.Receive adequate training		4.0(4.0-5.0)	3.0(3.0-3.0)		4.0(3.0-4.0)	4.0(3.0-4.0)		4.0(3.0-4.0)	
	G4.System in place to ensure continuous drug supply.		3.0(2.0-3.0)	3.0(3.0-4.0)		3.0(3.0-4.0)	1.5(1.0-2.0)		3.0(2.0-4.0)	

305 **Perceived Barriers and Facilitators**

306 Six (n=6) TB nurses and three (n=3) charge nurses were among those interviewed at facility level.
307 Additionally, five (n=5) program managers from the implementation support structure of the facilities
308 (National , provincial and NGO levels) were interviewed. Four participants were male while ten were
309 female. Work experience ranged from 1 to 17 years.

310 **Change Commitment**

311 *Facilitators*

312 The managers in the TB program believed that there was an overall stakeholder buy-in and willingness
313 to commit to the program change. A program manager with 3 years' experience believed that *"it is*
314 *worthwhile to change to the 3HP."* Similarly, most facility staff were optimistic and they expressed
315 willingness for implementation. A facility 1 TB nurse reported that

316

317 *"We are positive, and we are willing to adapt to the program and implement it."*

318

319 Managers also generally reported excitement through demand generation for 3HP created by
320 organizations and civil societies and patients. *"We have been working with a lot of community support*
321 *organizations and civil societies. They have also been generating demand in communities and so yah I*
322 *can definitely say there is a lot of excitement... So, this is not just health care workers pushing it to*
323 *patients but actually patients coming in to ask to receive this therapy in place to the current one they*
324 *are on, "* explained a TB program manager from a partnering NGO.

325

326 *Barriers*

327 Commitment was indicated to be temporary and contingent on factors including unsatisfactory
328 remuneration and an inconsistent supply chain management in the facilities. For example, a program
329 manager stated that

330

331 *"The shortage of medicines can draw back the motivation of health care workers."*

332

333 Facility 1 staff reported burnouts due to workload therefore rewards were necessary to motivate
334 them. A charge nurse reported that

335

336 *"When it comes to burnouts, [pause] they will be complaining that they are tired and*
337 *they will not be motivated...The incentives motivate them."*

338

339 Although most of the facilities indicated conditional commitment, facility 4 respondents were not
340 willing to implement the program due to their perceived on-going facility issues. *"Considering we have*
341 *our own challenges already yeah I don't think people will quickly embrace it,"* explained a TB nurse.

342

343 **Change Efficacy**

344 *Facilitators*

345 The management level believed that similar to the HIV program, the nurses could easily lead the
346 implementation and oversee the program change in the facilities. A program manager explained that:

347

348 *"...our HIV program is nurse-led, happening at the lowest level of facilities, so they are*
349 *very well capable to implement this program."*

350

351 Management believed that the change was going to be a *"clear process"* (IDI 1) while facility 2 staff
352 stated that the program was going to be straightforward given that they were going to be trained
353 and given guidelines. A TB nurse described that

354 *"where there are guidelines, its easy...the person should have time to read over and*
355 *understand what they mean. As soon as they grasp them, they are easy to follow. The*
356 *guidelines actually help and are easy to understand."*

357

358 In a bid to increase acceptance and accountability, management aimed to sensitize “90 to 100%”
359 of the staff in facilities.

360

361 *Barriers*

362 Both levels of participants reported negative staff attitudes.

363 *“... we had negative attitudes from the service providers and then the patients*
364 *themselves... knowing the possibilities of the adverse events.” (IDI 1).*

365 *“The problem is that most of the nurses have attitude towards those patients. I am sorry*
366 *to say (uhm) but that is very natural. Attitude towards those TB patients with the fear*
367 *that they will catch TB in the process of nursing them... “ (IDI 12).*

368

369 The staff also reported a lack of confidence in the momentum. A TB nurse described that “...the
370 kickstart will be okay but on the way you find some problems cropping up...like there can be no
371 medicines for some time.” Additionally, there remains a challenge of misinterpretation of the
372 Ministry guidelines. A TB medicines supply chain manager explained that

373 *“...we realized that the staff were initiating people on the current regimen yet they were*
374 *not eligible...so the staff had everything and the eligibility criteria but their*
375 *interpretation of that eligibility criteria was different and so those are some of the things*
376 *that we need to put into consideration.”*

377 Both the management and facility level staff also stated that the informal nature of the
378 communication within the program caused a communication gap. A MoHCC manager
379 acknowledged explained that

380 *“We write memos from national to province, province to district, district to facility. If there*
381 *is break in the communication channel, it is possible to get to a facility and they tell you*

382 *that they have not received that communication, so they are not doing anything about*
383 *it."*

384

385 Participants reported that program coordination is affected by the flexi-hour system where nurses
386 rotate and only work two days a week. Nurses are transferred for the next rotation immediately after
387 familiarizing themselves with the day-to-day management of the program, and the next person
388 replacing has to familiarize with that work station again. A TB nurse explained that

389 *"Now the rotations that are there, the TB nurses or the OI nurses that are there are so*
390 *used to the routine. Everything is smooth sailing and then you have to be changed... I'm*
391 *said to go to maternity then somebody new has to come here to OI and start adapting to*
392 *this whole thing. For a while that would be a challenge."*

393

394 Lastly, systematic challenges including a poor monitoring and evaluation system was reported by all
395 the respondents as there was said to be *'...a great need for management to work with facilities on the*
396 *ground'* at the early stages of implementation to enable strengthened data management and
397 reporting.

398

399 **Change Valence**

400 *Facilitators*

401 A positive factor was the perceived program appropriateness which was the relevance and
402 compatibility of the 3HP innovation to address problems within the existent program. A TB program
403 manager stated that *"we do believe a lot of issues from the previous regimen , IPT will be addressed..."*

404 Similarly, the change effort was perceived as a need and was described to be timely as to alleviate
405 medicine stockouts that facilities were experiencing. *"The timing is right...we are running short of the*
406 *current IPT medicines,"* explained a TB nurse.

407

408 Additionally, all facility staff expressed that the program would be regarded as a priority. A charge
409 nurse echoed this as follows,

410 *"TB is one of the priorities in any council clinic so I believe if 3HP is a prevention strategy*
411 *as part of TB programs, it would be a priority here."*

412

413 The staff further discussed the relative advantages the program may offer such as lower costs
414 and risk of mortality for their clients. A TB nurse and focal person believed that *"...it actually*
415 *brings with it a lot of relief, to the community in the sense that it provides low cost strategy in*
416 *the long run. Patients are not required to continue coming to the clinic because treatment*
417 *duration will be cut down which reduces the frequency of visits so it is less transport cost for*
418 *them."* Facility staff also believed that the program would be of beneficial value to them and
419 their health indirectly as they feel the treatment may reduce the risk of TB transmission within
420 their workspace.

421

422 *Barriers*

423 The recurring perception was that if patients were not interested nor valued the regimen, the program
424 implementation would be negatively affected regardless of high valence among facility staff. This was
425 a focal point for seven of the fourteen participants, and examples of their responses included:

426 *"Yes, we are saying 3HP will produce good results but the challenge comes on clients...*
427 *clients are already complaining of taking a lot of pills"* (IDI 14).

428

429 *"The 3HP pill burden is huge...So for us we might be happy that it is a short regimen but*
430 *the burden then comes to the patient or the recipient of care. They are the ones who are*
431 *going to decide whether they are willing to take 10, 13 tablets once a week at once or*
432 *they want to take 1 or 2 tablets every day for 6 months."* (IDI 2).

433 The trade-off between a higher pill burden over a shorter period of time versus lower pill burden over
434 a long period of time could affect the patient value of the program change.

435

436 **Task Demands**

437 *Facilitators*

438 Managers reported that staff in the facilities will be provided with the materials and tools necessary
439 to guide them with little effort required. A MoHCC program manager explained that

440 *" A lot of printed flow charts will be stuck on the walls of the facilities...even without*
441 *opening the book but by just looking on the wall , they can see any SOP and they will be*
442 *easily guided."*

443

444 A provincial manager anticipated smooth integration of programs as rendered previously and stated
445 that *"we have implemented programs in the past very well...the IPT was already integrated so we*
446 *would think we will have no problems integrating this TPT into the program."* Overall, management
447 expressed positive insights in contrast to facility.

448

449 *Barriers*

450 Regardless of the perceived basic effort reported by the managers, there was an anticipated challenge
451 of increased workload, specifically registers with the introduction of the 3HP program amongst the
452 staff in all of the facilities. A charge nurse explained that "complex registers" strained their workload
453 and reported that

454 *"Each program comes with new registers... we have so many registers besides our work*
455 *to enter...we have to fill this register, now I go to the EPI program there are registers, you*
456 *go to the OI program - a heap of them and now the TPT [laughter].That's the only*
457 *challenge we can really have with the work load..."*

458

459 Although some facilities reported that the increased workload was due to facility staff
460 shortages, a MoHCC program manager stated that the workload should not be a challenge as
461 staff were expected to *“synchronize their activities, to harmonize their service provisions and
462 provide services under a one stop shop approach”*

463

464 The second barrier included time constraints within the staff schedules. A charge nurse reported that
465 there was an inability to complete all their tasks and stated that they *“...cannot help all of the patients
466 in a day, the ratio of all patients to health personnel is hectic.”*

467

468 **Contextual Factors**

469 *Facilitators*

470 Managers stressed that the importance of the initial implementation phase was for management to
471 show support to their facilities which in turn will allow for staff to follow suit and support their TPT
472 patients. A MoHCC program manager echoed and explained this

473 *“ ... we will continue to visit facilities and make sure that whenever they come across
474 patients, they will support them the same as we get support. That is the importance of
475 this initial phase.”*

476 Moreover, management and staff both also believed that facilities are accustomed to research and
477 innovation which will facilitate change implementation. A charge nurse explained that

478 *“People are not resistant to change. There are a lot of programs that are coming, and
479 they are dynamic and there is need to move we cannot stay in one place.”*

480

481 *Barriers*

482 Support and managerial oversight is inconsistent in facilities affecting facility staff. Support of staff in
483 terms of their wellbeing was no longer made available as in the past which exposes them to infectious

484 TB patients. They explain that they are “*exposed waiting to get sick.*” A TB nurse and focal person
485 described that managerial oversight is inconsistent affecting facility staff.

486 *“Visit us periodically. Not just introducing a program and go [laughing]...In the [name of*
487 *organization] program it is also a TB program, we only did a workshop last year. They are*
488 *not following up on us.”*

489

490 Facilities also stated that they have experienced negative encounters such as adverse effects on
491 patients while implementing TPT programs which the managers reported that they are aware it can
492 impact staff confidence. A TB nurse recounts her experience

493 *“What happened here at the clinic...there are these bad side effect that happened to our*
494 *patients eeh [shakes head] ...one of my colleagues, we were together in the room when*
495 *a patient developed [pause], it was like a syndrome or something like that. The patient is*
496 *in a wheelchair till today, whenever they come to clinic, we feel bad. What if it happens*
497 *to me that I am the one with two or more that are put in wheelchairs?”*

498

499 The managers believed that the whole organization “*...has not been performing well in the last few*
500 *years*” regarding TPT and the culture of slow program implementation in the facilities could affect this
501 program change. A nurse gave an example;

502 *“At times they take long because of the availability of the drug for example introducing*
503 *[name]. It was introduced in 2015, we only started giving it last year [laughs] as in 2019.*
504 *Four years later.”*

505

506 **Resource Availability**

507 *Facilitators*

508 Managers at national level reported that efforts at central level were made for the program’s smooth
509 logistic flow in facilities.

510 *"We look at our plan holistically and based on what we can get , we start off by initiating*
511 *10% of our clients and monitor the progress. That is how we see that our supply and*
512 *programming match. This reduces ruptures within the supply in our programs...there is*
513 *also a mechanism in place where facilities can place emergency orders from the central*
514 *stores and depending on the province they are in, there is a turnaround time of about two*
515 *weeks"* (IDI 3)

516 The NGO program manager also explained the importance of partnerships between
517 organizations and the Ministry for the program's funding.

518 *"We also made sure to choose sites supported by PEPFAR to ensure sustainability of this*
519 *work. One; because these are supported in terms of staffing, and two; TPT scale up is a*
520 *priority with PEPFAR"*

521

522 *Barriers*

523 Despite the efforts to improve the logistic flow at national level, provincial managers and staff stressed
524 that the irregular supplies of the 6-month IPT program affected their perception of the change effort.

525 *"...there were erratic supplies of late...the logistic flow was not good. You find that drugs are*
526 *plenty in one province and in another there is nothing."*

527

528 Staff reported recurring human resources shortages at facility level whereas management stated that
529 *"there is high turnover of the staff...they leave the facilities after being trained."* . Moreover, staff
530 reported a lack of incentives and irregular remuneration due to management not being favourable of
531 the concept. Additionally, the NGO program manager reported that production capacity and 3HP
532 pricing were external barriers to the supply chain beyond control.

533 *" The supplier's capacity did not turn out to be what they had initially committed [pause]*
534 *so they could not commit to the volumes that our country needed... another thing was*
535 *that the drug price ... these are things that delayed rollout at country level."*

536 It was further stated by the manager that “...we anticipate further delays now with the COVID-
537 19 pandemic.” Nevertheless, provision for sustainable funding after the initial implementation
538 phase remains unclear as the program heavily relies on partnering and actively present NGOs
539 within the facilities. An application for funding towards the scale-up of the program was still in
540 the development stages. The partnering NGO recommended that “clear commitment for
541 funding would enable the program to include all eligible patients without adjustment of the
542 guidelines...” (S3 Fig).

543

544

545

546

547

548

549

550

551

552

553

554

555

556

557

558

559

560

561

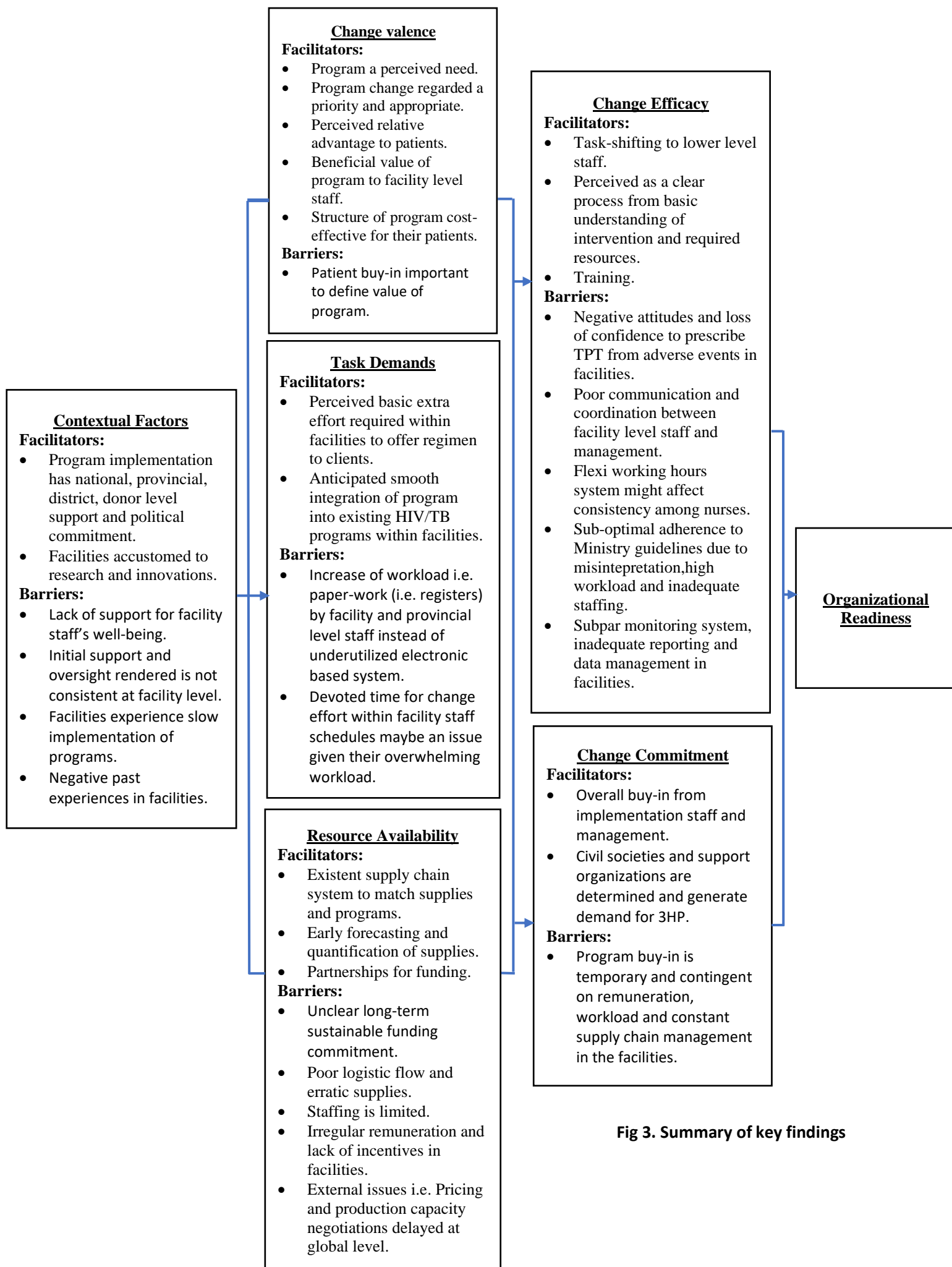


Fig 3. Summary of key findings

562 **DISCUSSION**

563 The findings from this study identified fundamental facilitators and barriers which will prompt further
564 planning and improvement to the 3HP program prior to implementation in the four facilities. The
565 improvements could influence implementation effectiveness.

566

567 **Level of Organizational Readiness to Implement**

568 Three of the four facilities (facility 1,2 and 3) welcomed and saw a need to implement the intervention.

569 Our findings are supported by the measurements of readiness scores per facility which were above

570 the threshold. We believe the high scores demonstrated that staff in the three facilities were most

571 likely to collectively commit and demonstrate a more consistent, high quality use of the intervention

572 [6]. The results led to a similar conclusion in Shaw et al's study where high readiness scores reflected

573 the degree of commitment and efficacy among facilities towards implementing a telemedicine

574 behavioural program [15]. This is consistent with a South African study that used readiness scores to

575 indicate that four of five schools collectively valued a combined HIV and nutrition intervention highly

576 enough to commit to its implementation. Similar to our study, the two mixed methods studies used

577 adapted context-specific tools to measure readiness [6, 15]. Although this is widely accepted, an

578 apparent limitation is that the tools were adapted from contexts outside of the clinical or health fields

579 due to limited healthcare readiness studies [31]. It is worthy to further note that literature indicated

580 a paucity of studies assessing the level of readiness to implement 3HP in the Zimbabwean context and

581 the few studies on 3HP implementation were based in high-income countries such as Canada.

582

583 Our results also demonstrated that facility 4 of Harare Metropolitan province was not ready to

584 implement 3HP compared to the other 3 facilities. Additionally, staff in the facility qualitatively

585 indicated that *"... we have our own challenges already...I don't think people will quickly embrace it."*

586 At this stage of understanding, Weiner's theory suggests that low readiness reflects the need for

587 additional support before implementation to curb the facility potentially resisting change, putting less
588 effort, persevering less in the face of challenges, and exhibiting compliant intervention utilisation [6].
589 Our finding also showed that the low readiness in facility 4 was due to low contextual factors, task
590 demands and resource availability. The result of our study is then compared to Shaw et al's study
591 which found non-readiness in facilities due to a lack of commitment [15] and due to contextual factors
592 including leadership, fidelity, costs and partnerships in another review [32]. The difference in the
593 studies is attributed to the main limitation of the inconsistency of constructs measured which may
594 impact readiness to implement. For example, our study did not account for leadership whereas
595 Rubenstein et al's study used the CFIR framework which found the construct to be key in the non-
596 readiness of facilities [33]. However, a review suggested that there is no gold standard in readiness
597 studies as existing issues were tailored to specific studies, interventions and settings [34]. From this
598 standpoint, we believe our study is the first to contribute important findings specific to the 3HP
599 intervention and possibly other TB program readiness studies.

600

601 Our findings on the difference in facility scores at least hinted that each facility had specific underlying
602 conditions for readiness to implement 3HP. For example, one Harare Metropolitan province facility
603 had the highest readiness score while the other was not ready and had the lowest score among all of
604 the facilities. The difference between the two facilities was due to varying contextual factors and the
605 availability of resources which was supported by the qualitative findings as well. This is consistent with
606 two previous studies whereby intervention sites differed in readiness due to varying resource
607 availability and reported contextual conditions such as past experiences in implementing programs
608 per the specific setting [33]. It is worth discussing that our study's approach of including facility staff
609 plus supplemental qualitative accounts from different levels of management provided more detail on
610 the varying conditions that lead to readiness as compared to Rubenstein et al's study that indicated a
611 limitation of only including reflections from facility leaders as a representation of the facilities [33].

612

613 **Perceived Barriers and Facilitators of Organizational Readiness**

614 The findings demonstrated that change commitment, efficacy and valence were key facilitators of
615 readiness to implement 3HP. The key barriers emanating were task demands, contextual factors and
616 resource availability.

617

618 **Change Commitment**

619 Change commitment was high among all the facilities and the finding was qualitatively supported by
620 the perception that there was overall buy-in from stakeholders. This result ties well with previous
621 studies that indicated that shared interest and commitment between managers and staff were found
622 to be important precursors for a successful intervention [19, 25,6]. Although staff in the study
623 indicated that they were motivated, there was the possibility of temporary buy-in dependent on issues
624 such as inconsistent staff remuneration, increased work load and an inconsistent supply chain in
625 facilities. This is challenging and has led to frequent strikes in Zimbabwe among frustrated health care
626 workers disrupting implementation of programs [35]. A similar pattern of findings were obtained in
627 Zhang et al's study suggesting that discrepancies between the current and desired conditions within
628 an organization overshadowed the high change commitment for programs [26]. Notwithstanding, our
629 study had limited time and resources therefore was conducted at one-point in time as compared to
630 the aforementioned previous study that measured readiness at the pre-adoption, pre-
631 implementation and post-implementation stages of the program [26].

632

633 **Change Efficacy**

634 There was high collective capability (efficacy) scores which paralleled positive qualitative findings such
635 as the availability of refresher trainings, task-shifting of services, the anticipated basic and clear
636 process of the implementation in facilities. However when comparing our results to those of older
637 studies, it was indicated that efficacy may potentially be affected by varying factors. Firstly, although

638 staff may report high efficacy to perform tasks, it is possible that they may not be able to create
639 meaningful change due to the inability to mobilize resources in an efficacious manner for the desired
640 implementation effort [6]. Secondly, the efficacy to collectively perform tasks can be affected by
641 commitment and vice versa. For instance, Keshni (2020) stated that readiness is likely to be high when
642 members not only feel confident to perform tasks but also want to do so [14]. Similarly, we
643 demonstrated that the lack of confidence to implement previous TPT was attributed to by negative
644 staff attitudes. Therefore our findings contribute to the idea that efficacy is interrelated to
645 commitment. Lastly, apparent systematic challenges such as task co-ordination and flexi-working hour
646 system in the facilities may affect efficacy. In this case, our finding lends support to earlier studies
647 which popularly explain that discrepancies in efficacy are due to the differentiated roles in facilities
648 (i.e. nurses, charge nurses, administrators and medical directors) [21, 28]. Therefore for future work,
649 it is worthy to note that some questions in readiness tools may have more of a clinical meaning for
650 participants, for example in our study that were majorly nurses as compared to other studies that had
651 mostly leaders who may have more of an administrative meaning [28] .

652

653 **Change Valence**

654 Measured scores were supported by recurring textual findings that indicated that staff collectively
655 valued the program highly. Staff felt that the previous suboptimal TPT implementation would be
656 alleviated by the benefits of 3HP implementation, considered it a core priority within all facilities and
657 comprehended it enough to commit to its implementation. This is warranted by staff acknowledging
658 that they were willing (commitment) to implement the program because change in programs was
659 urgently needed for the well-being of their patients. Our findings therefore indicate the link between
660 change valence and commitment to positively influence readiness to implement. Our study is in line
661 with Weiner's theory (2009) and Keshni et al's study whereby change commitment was proposed as
662 a major function of change valence, that is, if organizational members value the change then they
663 will want to implement the change [6,14]. However, the main limitation is that individual perceptions

664 are given in each study instead of collective staff perceptions of the program value which may
665 implicate consistent, cross-situational relationship between change valence and organizational
666 readiness. Future studies need to indicate if change valence resulting from different individual reasons
667 might be as potent in readiness outcomes as change valence resulting from commonly shared reasons.
668 Additionally, although the study reported high valence, facilities stated the challenge of an oversight
669 of patient input on the value of the 3HP program. In line with our findings, a study posited that
670 patients are often omitted from the implementation planning phase yet their value of the intervention
671 holds a considerable amount of weight with regards to the implementation outcomes and program
672 performance [15]. The patients' perceptions would reflect if change valence truly influences readiness
673 to implement despite the acceptable overall change valence score.

674

675 **Task Demands**

676 Our findings showed recurring challenges mostly in facility 4 despite staff having anticipated little
677 effort to offer the new regimen and a smooth integration of program activities within existing HIV/TB
678 programs. Barriers as described by the staff included increased workload in the form of paperwork
679 instead of availing the underutilized electronic system. The increased workload was mostly attributed
680 to a lack of human resources in the facility as staff recommended that increased human resources
681 could offset the strained workload. Shea et al's study findings were consistent with our findings and
682 similarly recommended for the recruitment of more staff plus provision of additional support to
683 improve readiness levels [28]. Another identified challenge was that staff may not have devoted time
684 for the program within their overwhelmed schedule which might impede implementation. Keshni et
685 al's study explains that if the facility is not inclusive of implementation efforts in the staff schedules,
686 slow implementation will occur [14]. Our study recommends that facilities should develop and
687 implement work transition plans to develop continuity plans which would mitigate both barriers
688 presented with regards to task demands.

689

690 **Contextual Factors**

691 Our study quantitatively confirmed that the facilities had distinct, acceptable contextual conditions
692 however the qualitative findings detailed a myriad of challenges particularly in facility 4. For instance,
693 support in facilities was rendered by key stakeholders however it was inconsistent and a further lack
694 of support for the staff's wellbeing was reported which both led to their negative attitudes. Izudi
695 revealed that TB staff commonly present negative attitudes due to fear of contraction of TB from their
696 patients affecting their performance to carry out tasks [29]. The provision of routine testing for staff
697 implementing the TB program in facilities was recommended by staff in our study. Another challenge
698 was the slow implementation of programs, for example facilities reported 4 year delays after trainings
699 to implement programs. Additionally, our results suggest that the high number of adverse events
700 associated with TPT contributed to the negative past experiences in facilities. We believe these
701 combined could result in staff not embracing the innovation and therefore could impede readiness
702 just as Amatayakul concluded that negative experiences could deter facilities from reaching
703 organizational readiness [30]. The difference in studies, however, is that our findings go beyond to
704 show that negative past experiences negatively affect the staff's value of the program and their
705 capability to implement it. Therefore, our findings contribute further to readiness evidence in
706 demonstrating that contextual factors affect valence and efficacy which are proximal factors for
707 readiness. Nevertheless, our study was guided by Weiner's framework as compared to Amatayakul's
708 study which is guided by the Consolidated Framework for Implementation Research (CFIR) with
709 different constructs [3]. Although facilities faced multiple contextual barriers, the staff indicated that
710 they are accustomed to research and its rapidly changing nature which may contribute towards
711 acceptance of implementation efforts.

712

713 **Resource Availability**

714 Resource availability was not at a sufficient level for the implementation effort to occur effectively
715 which was supported by identified qualitative barriers. Recurring challenges were the shortage and
716 the inequitable distribution of staff as observed between facilities 3 and 4. The finding may be
717 warranted by the smaller number of staff that were available in facility 4 as compared to the other
718 facilities in the study. It was recommended that facilities should allocate personnel to serve as
719 implementation champions to facilitate the process as similarly suggested by Ochurub, Bussin, Goosen
720 [19]. We further demonstrated the lack of staff incentives that negatively impacted willingness. It is
721 generally accepted that incentives and rewards increase job satisfaction, teamwork, as well as help
722 staff, feel equipped to undertake a new initiative [14]. Alternatively, Scaccia et al's [25] findings argue
723 that staff may be motivated enough to work with whatever resources are available. The difference in
724 study contexts may have led to the difference in conclusions therefore we believe that contextual
725 conditions may play a key role in facilitating implementation despite resource inadequacy. However,
726 given poor contextual conditions in Zimbabwe's health care system [36], our study argues for more
727 planning and the actual provision of resources to enhance facilities' chances of readiness to
728 implement.

729

730 Managers explained that unforeseen, external issues occur such as 3HP pricing and production
731 capacity delays exacerbated by the onset of the COVID-19 pandemic which cannot be resolved at the
732 country level. This is broadly in line with a study that highlighted the unexpected disruption in the
733 implementation of HIV programs in Sub-Saharan African countries due to priority shifts at the start of
734 the pandemic [37]. It is worthwhile to note there were positive aspects identified by managers which
735 may overcome unforeseen consequences such as the early forecasting and quantification of supplies;
736 and fostered partnerships for funding for the first phase of implementation.

737

738 **Strengths and Limitations of the Study**

739 The main limitation of the proposed study rests primarily on the sample size particularly the survey
740 sample which may not be statistically representative however the aim was firstly to analyse at the
741 facility, not the individual level and to strengthen understanding of the social processes involved in
742 implementation therefore sample size is of less concern. Although the sample size was large enough
743 to measure OR in the study, it restricted further additional statistical analysis. Notwithstanding,
744 Weiner, suggests that OR measures should be descriptive and not evaluative (6). Moreover, the
745 generalizability of the results may be limited to the four facilities that were operated by the same
746 entities however as in implementation science, the key is to draw on lessons learned to inform policy
747 and implementation approaches in similar contexts(6).

748

749 Although the ORIC tool was adapted to suit the study context and design, the resource availability
750 subscale was slightly below the threshold Cronbach alpha level. However due to the shown acceptable
751 overall Cronbach alpha scale indicating the tool's high reliability in consistency, the subscale was
752 retained. Another limitation is construct bias wherein the selected Weiner OR conceptual model to
753 guide the study may have omitted other constructs that affect readiness including implementation
754 climate (14). Additionally, constructs within the conceptual model overlap and are not always discrete.
755 Future studies are required to improve OR models and their constructs. Nevertheless, the current
756 study provides insight into readiness factors that relate to the implementation of a TB preventive
757 therapy which has received little attention thus far.

758

759 The study employed mixed methods which provided several merits. The combination and
760 triangulation of the quantitative and qualitative analysis methods facilitated understanding the
761 complexity of organizational readiness to implement 3HP. The quantitative helped measure the level
762 of readiness and its factors as a useful benchmark of the sites. The qualitative offered insight into the

763 challenges and influences of readiness. The interviews were held until saturation was achieved which
764 is important in exhaustively underscoring the reasons for the measured scores in facilities.

765

766 **Conclusion**

767 In conclusion, three of the four facilities were ready to implement 3HP in Harare and Bulawayo
768 Metropolitan province. Facility four of Harare Metropolitan province was not ready to implement due
769 to low task demands, contextual and resource availability factors. Each facility had differing strengths
770 and weaknesses to be deemed ready to implement the intervention, but these would likely not be
771 revealed without triangulation of OR scores and interview data. Potential factors that could either
772 facilitate or hinder effective implementation were identified to allow enhancements to be made to
773 the intervention implementation strategy. Facilitators identified were change commitment, efficacy
774 and valence which should be considered in developing the steps towards meeting acceptable
775 readiness levels to implement 3HP in facilities. The barriers included were task demands, contextual
776 factors and resource availability.

777

778 The study findings demonstrate the necessity for further research to assess OR prior to 3HP TPT
779 implementation in health facilities. Considering the limitation to generalize our findings, the study
780 should be scaled up in other high TB settings in Zimbabwe as well as the other high TB burden
781 countries yet to implement 3HP. Although implementation of the TPT program change will be
782 staggered into phases, our study assessed readiness at one point in time as opposed to continuous
783 assessment. We recommend the periodic evaluation of readiness within health facilities for optimal
784 delivery of the program to ensure successful implementation. It is worthwhile to note that conditions
785 for readiness per facility can differ therefore OR is critical for efforts to carefully attune
786 implementation according to the strengths and barriers present at each facility. Moreover,

787 policymakers need to take into account that facilities with less readiness to implement may require
788 more flexibility to reach the intended program merits.

789

790 **List of Abbreviations**

791 **3HP** – Three-month short-course TB Preventive Therapy Regimen

792 **HIV** – Human Immunodeficiency Virus

793 **IMPAACT4TB** - Increasing Market and Public Health outcomes through scaling up Affordable Access
794 models of short Course preventive Therapy for TB

795 **INH** - Isoniazid

796 **IPT** – Isoniazid Preventive Therapy

797 **KII** – Key Informant Interview

798 **LTBI** – Latent Tuberculosis Infection

799 **MoHCC** – Ministry of Health and Child Care

800 **NGO** – Non-governmental Organization

801 **NTPSP** – National TB Strategic Plan

802 **ORIC** – Organizational Readiness for Implementing Change

803 **PLHIV** – People living with HIV/AIDS

804 **TB** – Tuberculosis

805 **TB – NSP** - Tuberculosis national TB strategic plan

806 **TPT** – TB Preventive Therapy

807 **WHO** – World Health Organization

808

809

810 **Acknowledgements**

811 The authors would like to thank the Ministry of Health and Child Care of Zimbabwe and Clinton Health
812 Access Initiative, Zimbabwe for providing access to personnel involved in the 3HP program under
813 IMPAACT4B. We would also like to thank the respective Bulawayo and Harare City Council Health
814 Service Departments including the facilities for providing access for the collection of data for the study.
815 Thank you to the participants for consenting to partake in the study.

816

817 **Consent for Publication**

818 Not applicable

819

820

821

822

823

824

825

826

827

828

829

830

831

832

833 **References**

- 834 1. Global tuberculosis report 2019. Geneva: World Health Organization; 2019. Licence: CC BY-
835 NC-SA 3.0 IGO.
- 836 2. South-East Asia Regional Action Plan on Programmatic Management of Latent Tuberculosis
837 Infection. New Delhi: World Health Organization, Regional Office for South-East Asia. 2018;
838 Licence: CC BY-NC-SA 3.0 IGO.
- 839 3. Zimbabwe Ministry of Health and Child Care. Ministry of Health and Child Welfare, National
840 Tuberculosis Program –Strategic Plan (2017-2020). 2018;98.
- 841 4. The Aurum Institute. IMPAACT4TB Literature Review to Support the Public Health Case for the
842 Scale-Up of 3HP.Report_v3.1_20180312-1.2018
- 843 5. Takarinda KC, Harries AD, Nyathi B, Ngwenya M, Mutasa-Apollo T, Sandy C. Tuberculosis
844 treatment delays and associated factors within the Zimbabwe national tuberculosis
845 programme. BMC Public Health. 2015;15(1).
- 846 6. Weiner BJ. A theory of organizational readiness for change. Implement Sci. 2009;4(1):1–9.
- 847 7. Kabukye JK, de Keizer N, Cornet R. Assessment of organizational readiness to implement an
848 electronic health record system in a low-resource settings cancer hospital: A cross-sectional
849 survey.PLoSONE.2020;15(6):e0234711.
- 850 8. Churchyard GJ, Swindells S. Controlling latent TB tuberculosis infection in high-burden countries:
851 A neglected strategy to end TB. PLoS Med. 2019;16(4):e1002787.
- 852 9. Sandul AL, Nwana N, Holcombe JM, Lobato MN, Marks S, Webb R, et al. High Rate of Treatment
853 Completion in Program Settings With 12-Dose Weekly Isoniazid and Rifapentine for Latent
854 Mycobacterium tuberculosis Infection. Clin Infect Dis. 2017;65:1085–93.
- 855 10. Harries AD, Lin Y, Kumar AMV, Satyanarayana S, Takarinda KC, Dlodlo RA, et al. What can
856 National TB Control Programmes in low- and middle-income countries do to end tuberculosis
857 by 2030? F1000Research. 2018;7:1011.

- 858 11. United States President's Emergency Plan for AIDS Relief (PEPFAR). Zimbabwe Country
859 Operational Plan (COP) 2019. Strategic Directions Summary. United States Department of
860 State. 2019. Available from [https://www.state.gov/wp-](https://www.state.gov/wp-content/uploads/2019/09/Zimbabwe_COP19-Strategic-Directional-Summary_public.pdf)
861 [content/uploads/2019/09/Zimbabwe_COP19-Strategic-Directional-Summary_public.pdf](https://www.state.gov/wp-content/uploads/2019/09/Zimbabwe_COP19-Strategic-Directional-Summary_public.pdf)
- 862 12. Johnson KT, Churchyard GJ, David HS, Dowdy W. Cost-effectiveness of Preventive Therapy for
863 Tuberculosis With Isoniazid and Rifapentine Versus Isoniazid Alone in High-Burden Settings.
864 Clin Infect Dis. 2018;67:1072–78.
- 865 13. Arthur K, Christofides N, Nelson G . Educators' perceptions of organisational readiness for
866 implementation of a pre-adolescent transdisciplinary school health intervention for inter-
867 generational outcomes. PLoS ONE. 2020;15(1):e0227519.
- 868 14. Shaw RJ, Kaufman MA, Bosworth HB, Weiner BJ, Zullig LL, Lee SYD, et al. Organizational factors
869 associated with readiness to implement and translate a primary care based telemedicine
870 behavioral program to improve blood pressure control: The HTN-IMPROVE study. Implement
871 Sci. 2013;8(1):1–13.
- 872 15. Gomillion D, George J, Gomillion D. Perceived Organizational Readiness Study on EHR
873 Implementation Perceived Organizational Readiness Study on EHR Implementation. 2011.
874 AMCIS 2011 Proceedings - All Submissions. 124. Available from:
875 https://aisel.aisnet.org/amcis2011_submissions/124
- 876 16. UNAIDS. Ending Tuberculosis And Aids A Joint Response In The Era of The Sustainable
877 Development Goals Country Submissions. Geneva, Switzerland. UNAIDS Programme
878 Coordinating Board, 2018. Available from:
879 https://www.unaids.org/en/resources/documents/2018/PCB42_BN_Thematic_TBHIV_EN
- 880 17. Asemahagn MA, Alene GD, Yimer SA. Geographic Accessibility, Readiness, and Barriers of
881 Health Facilities to Offer Tuberculosis Services in East Gojjam Zone, Ethiopia: A Convergent
882 Parallel Design. Res Rep Trop Med. 2020; 11:3–16.

- 883 18. Ochurub M, Bussin M, Goosen X. Organisational readiness for introducing a performance
884 management system. *SA J Hum Resour Manag.* 2012;10(3):1–11.
- 885 19. Degeling C, Carroll J, Denholm J, Marais B, Dawson A. Ending TB in Australia: Organizational
886 challenges for regional tuberculosis programs. *Health Policy (New York)* [Internet].
887 2020;124(1):106–12.
- 888 20. Teeters LA, Heerman WJ, Schlundt D, Harris D, Barkin SL. Community readiness assessment
889 for obesity research: Pilot implementation of the Healthier Families programme. *Heal Res*
890 *Policy Syst.* 2018;16(1):1–12.
- 891 21. Hesse-Biber S. Qualitative approaches to mixed methods practice. *Qual Inq.* 2010;16(6):455–
892 68.
- 893 22. Zimbabwe National Statistics Agency and ICF International. 2016. Zimbabwe Demographic
894 and Health Survey 2015: Final Report. Rockville, Maryland, USA: Zimbabwe National Statistics
895 Agency (ZIMSTAT) and ICF International.
- 896 23. World Health Organization. Section 2 : Data Collectors Training and Pilot Test Overview.
897 2017;(January):1–14. Available from:
898 https://www.who.int/ncds/surveillance/steps/Part3_Section2.pdf
- 899 24. Gagnon MP, Attieh R, Ghandour EK, Légaré F, Ouimet M, Estabrooks CA, et al. A systematic
900 review of instruments to assess organizational readiness for knowledge translation in health
901 care. *PLoS One.* 2014;9(12):1–32.
- 902 25. Rubenstein L V, Danz MS, Crain AL, Glasgow RE, Whitebird RR, Solberg LI. Assessing
903 organizational readiness for depression care quality improvement : relative commitment and
904 implementation capability. 2014;1–10.
- 905 26. Chirenda J, Gwitira I, Warren RM, Sampson SL, Murwira A, Masimirembwa C, et al. Spatial
906 distribution of Mycobacterium Tuberculosis in metropolitan Harare, Zimbabwe. *PLoS One*
907 [Internet]. 2020;15(4):1–16.

- 908 27. Zhang Y, Flum M, West C, Punnett L. Assessing Organizational Readiness for a Participatory
909 Occupational Health/Health Promotion Intervention in Skilled Nursing Facilities. *Health*
910 *Promot Pract.* 2015;16(5):724–32.
- 911 28. Izudi J, Tamwesigire IK, Bajunirwe F. Explaining the successes and failures of tuberculosis
912 treatment programs; A tale of two regions in rural eastern Uganda. *BMC Health Serv Res.* 2019
913 Dec 19;19(1).
- 914 29. Shea, C.M., Jacobs, S. R., Esserman, D. A., Bruce, K., &Weiner, B. J. Organizational readiness
915 for implementing change: A psychometric assessment of a new measure. *Implementation*
916 *Science.*2014; 9(7).
- 917 30. Amatayakul M: EHR? Assess readiness first. *Healthcare Financial Management : Journal of the*
918 *Healthcare Financial Management Association*, 01 May 2005, 59(5):112-113.
- 919 31. Mc R, Scaccia JP, Cook BS, Lamont A, Wandersman A, Castellow J, et al. A Practical
920 *Implementation Science Heuristic For Organizational Readiness : 2015;43(4):484–501.*
- 921 32. Hogan AB, Jewell BL, Sherrard-Smith E, Vesga JF, Watson OJ, Whittaker C, et al. Potential
922 impact of the COVID-19 pandemic on HIV, tuberculosis, and malaria in low-income and
923 middle-income countries: a modelling study. *Lancet Glob Heal [Internet].* 2020;8(9):e1132–
924 41.
- 925 33. Lauzon N. Facilitators, Barriers and Management Competencies Associated with Schools’
926 *Readiness to Implement New Accountable Practices. Univers J Manag.* 2017 Jan;5(1):22–31.
927
928
929
930
931
932