

1 **TITLE**

2 Perceptions of and obstacles to SARS-CoV-2 vaccination among adults in Lebanon: a cross-
3 sectional online survey

4

5 **ABSTRACT**

6 The COVID-19 pandemic is an additional burden on Lebanon’s stressed population, fragmented
7 healthcare system, and political, economic, and refugee crises. Understanding the population’s
8 intentions to vaccinate, and perceptions of and obstacles to SARS-CoV-2 vaccination, can
9 inform Lebanon’s vaccination efforts. We performed a cross-sectional study from 29 Jan 2021 to
10 11 Mar 2021 using an online questionnaire in Arabic via convenience “snowball” sampling to
11 assess the perceptions of adults residing in Lebanon. 1,185 adults participated in the survey.
12 46.1% [95% CI: 43.2%-49.0%] of survey participants intended to take the SARS-CoV-2 vaccine
13 when available to them, 19.0% [16.8%-21.4%] indicated that they would not, and 34.0% [31.3%-
14 36.8%] were unsure. The most common reasons for hesitancy were concerns about safety,
15 limited testing, side effects, and efficacy. Vaccine hesitancy appears to be high in Lebanon.
16 Disseminating clear, consistent, evidence-based safety and efficacy information on vaccines may
17 help reduce vaccine hesitancy, especially among the large proportion of adults who appear to be
18 unsure about (rather than opposed to) vaccination.

19

20 **AUTHORS**

21 Nadeem E. Abou-Arraj, MD, MPH^{1,2,y}; Diana Maddah, MPH^{3,y}; Vanessa Buhamdan, BS³; Roua
22 Abbas, BS³; Nadine Jawad, MPhil⁴; Fatima Karaki, MD^{5,z}; Nael H. Alami, MA, MSc, PhD^{6,z};
23 Pascal Geldsetzer, MD, MPH, PhD^{7,8,z}

24 1. School of Public Health, University of California, Berkeley, CA, USA. narraj@berkeley.edu

- 25 2. Department of Medicine, Stanford University School of Medicine, Stanford, CA, USA
26 3. School of Health Sciences, Modern University for Business and Science, Lebanon
27 4. Stanford University School of Medicine, Stanford, CA, USA
28 5. Refugee and Asylum seeker Health Initiative (RAHI), Department of Medicine, University of California San Francisco, CA, USA
29 6. Modern University for Business and Science, Lebanon
30 7. Division of Primary Care and Population Health, Department of Medicine, Stanford University, Stanford, CA, USA
31 8. Heidelberg Institute of Global Health, Heidelberg University, Germany
32 Y. NEA and DM are co-first authors of this paper.
33 Z. PG, NHA, and FK are co-senior authors of this paper.

34

35 **KEYWORDS**

36 Lebanon, COVID-19, SARS-CoV-2, coronavirus, vaccination, vaccine hesitancy

37

38

39 **INTRODUCTION**

40 As of 18 May 2021, Lebanon’s cumulative positive COVID-19 case count was 536,554
41 people (78,611 cases per million), and at least 7,641 people have died [1]. Already a devastating
42 toll, this number is likely significantly underreported due to lack of testing and fragmented health
43 infrastructure in the country [2]. In addition to the pandemic, Lebanon has been struggling with
44 multiple challenges: a political crisis and economic collapse driven by corruption that began in
45 2019 and worsened throughout 2020, leading to widespread mistrust of the government,
46 inflation, unemployment, poverty, and increased food insecurity, on top of the strain of being the
47 country with the highest number of refugees per capita in the world due to the protracted Syrian
48 refugee crisis [2–6]. Given Lebanon’s compounding crises and limited resources, mass
49 vaccination is a challenging but vital mission. Understanding the population’s perceptions of
50 SARS-CoV-2 vaccines is critical for implementing a successful vaccination campaign in the

51 country, providing extra support for vulnerable populations, and bolstering demand for
52 vaccination.

53 SARS-CoV-2 vaccination began in Lebanon on 14 February 2021 [7]. Despite
54 comprehensive planning and outreach efforts from the Lebanese Ministry of Public Health and
55 prominent non-governmental organizations including the World Health Organization and
56 UNICEF, and international assistance from the World Bank and COVAX to secure adequate
57 supply of SARS-CoV-2 vaccines of multiple formulations, as of 18 May 2021, only 208,086
58 people had been fully vaccinated, representing approximately 3.1% of the total population [1,8–
59 10]. Inadequate demand, possibly due to vaccine hesitancy and/or logistical challenges, appears
60 to be at least part of the reason for slow vaccination; at the largest public hospital in Beirut, up to
61 30% of vaccination appointments went unfilled during days in April 2021 [4]. As of 19 May
62 2021, only roughly 20% of the population has registered for the vaccine using the online national
63 vaccine registration tool through the Ministry of Public Health [7]. Given the significant
64 proportion of the population still needing vaccination, understanding perceptions of the vaccines
65 and perceived obstacles is important to increasing vaccination rates to end the pandemic.

66 Previous studies of vaccination in Lebanon provide some background for anticipating the
67 response to SARS-CoV-2 vaccination. An online survey of Lebanese in April-May 2020 found
68 that 69% of the convenience sample (predominantly young, university-educated, and male)
69 indicated they would take a hypothetical vaccine against SARS-CoV-2, though at that time, none
70 had been developed or approved [11]. One study of seasonal influenza vaccination in Lebanon
71 demonstrated that 28% of ambulatory adult patients at pharmacies were vaccinated (rates
72 comparable to influenza vaccination across Europe) and factors associated with vaccination
73 included belief in vaccine necessity, efficacy, and safety, as well as having private insurance,

74 elderly age, higher educational attainment, and higher physical activity [12,13]. In a study of
75 Lebanese physicians' perspective on the pneumococcal and influenza vaccines, physicians cited
76 availability and cost concerns, patients' declining to be vaccinated, and physicians' doubts over
77 efficacy as barriers to vaccination [14]. For the refugee population specifically, several studies
78 have assessed vaccination in displaced Syrians living in Lebanon, finding inadequate rates of
79 childhood vaccination, high variability by location within Lebanon, and challenges in
80 maintaining vaccination records [15–17].

81 Studies of SARS-CoV-2 vaccination intentions and perceptions in other countries and
82 regions can also be helpful in informing the vaccination campaign in Lebanon. Surveys assessing
83 SARS-CoV-2 vaccine hesitancy around the world cite reasons for hesitancy including safety
84 concerns, worries about side effects, doubts about efficacy, unfavorable personal risk/benefits
85 assessments of the SARS-CoV-2 vaccine, as well as general mistrust in science and government
86 [18–20]. Other barriers include distribution and uptake of the vaccines at scale, which are matters
87 of logistics, healthcare access, and public perception of the vaccine [21,22]. These issues may be
88 exacerbated in the Lebanese context given the deeply seated mistrust of government as well as
89 compounding social crises, but to our knowledge, no such study has been done to elucidate
90 perceptions of the SARS-CoV-2 vaccination campaign in Lebanon.

91 It is therefore important to establish an evidence-based understanding of the perceptions
92 of the SARS-CoV-2 vaccines among the Lebanese population. Our study's aims were 1) to
93 assess rates of intention to vaccinate and vaccine hesitancy in Lebanon; 2) to determine how
94 vaccine hesitancy in Lebanon varies by sociodemographic, economic, and geographic
95 characteristics; and 3) to understand individuals' motivations for vaccinating and concerns and
96 obstacles to vaccination.

97

98 **METHODS**

99 Study Design

100 To assess perceptions of SARS-CoV-2 vaccination in Lebanon, we designed a cross-
101 sectional descriptive study employing a remote online Arabic survey. We originally intended to
102 distribute it to randomly selected Lebanese phone numbers to obtain an unbiased nationally
103 representative sample, but during piloting, this method needed to be aborted because of
104 exceedingly low response rates (less than 1%), thought to be due to mistrust of messages and
105 links received from an unknown phone number. Given these constraints, we changed our
106 distribution methods to convenience “snowball” sampling, a method further described below that
107 had successfully been used elsewhere in the Middle East to quickly recruit a large sample size
108 [23].

109 After making these adjustments, an anonymous, online, self-administered survey was
110 created and distributed using convenience “snowball” sampling. The recruitment and survey
111 period was six weeks: 29 January 2021 - 11 March 2021. This time period spanned before and
112 after initiation of SARS-CoV-2 vaccination in Lebanon, which began on 14 February 2021 [7].

113

114 Study Population

115 The target population was all adults living in Lebanon, including the significant refugee
116 population. While all adults living in Lebanon were eligible to participate, they needed to be able
117 to access the self-administered online survey tool, either on a mobile phone or computer. The
118 survey was in Arabic, so participants were required to be literate in Arabic or to be assisted by
119 someone who was.

120

121 Recruitment and Sampling:

122 We created an anonymous online Qualtrics survey (see appendix) distributed and
123 administered in Arabic [24]. To disseminate the survey, we created a recruitment message in
124 Arabic (see appendix) that introduced the survey and asked if the message recipients would be
125 interested in participating. Given the convenience “snowball” sampling method, the research
126 team initiated recruitment by sending the survey to their contacts and throughout their
127 organizations. Participants who were interested in the study proceeded to the survey via a link at
128 the end of the recruitment message. The recruitment message also invited participants to forward
129 the message to their contacts. The message could be sent through WhatsApp, SMS, social media,
130 and email. There was no follow up to determine whether individuals who received the
131 recruitment message completed or forwarded the survey. No incentives were provided to
132 participants for participation in the study.

133

134 Survey Tool and Data Collection

135 The survey was created using the Qualtrics online survey platform [24]. It was
136 anonymous, self-administered, and did not require more than basic literacy in Arabic.

137 The survey content was created by the research team (the majority of whom were fluent
138 in Arabic and English), using several other SARS-CoV-2 vaccine perception studies as a guide
139 [25,26], and tailored to the Lebanese context. It was piloted in small groups of contacts of the
140 research team who had varying educational backgrounds and health literacy and revised several
141 times prior to official survey launch.

142 The survey consisted of 31 multiple-choice and free-response questions (depending on
143 branch points, participants were not asked each question), divided into an introduction with the
144 informed consent document, followed by questions about screening, demographics, questions
145 experience with COVID-19, and perceptions of SARS-CoV-2 vaccination. No identifying data
146 was collected. The first questions asked participants to provide informed consent, to affirm that
147 they were 18 years or older and living in Lebanon, and to verify that they had heard of
148 “coronavirus” (as SARS-CoV-2 and COVID-19 are referred to in Lebanese Arabic). If they
149 declined, the survey automatically ended. If they passed these questions, they were able to
150 proceed with the survey.

151 The survey consisted of three sections. The “coronavirus vaccine” section assessed
152 intentions to receive or not to receive vaccination and motivations behind these decisions. It also
153 asked about participants’ preferred location to receive the coronavirus vaccine, how much money
154 they would be willing to pay for the vaccine if it were to cost money, and if monetary incentives
155 could influence their decision on taking the vaccine.

156 The “experience with coronavirus” section surveyed participants’ most frequently used
157 news sources about coronavirus, their most trusted news sources, how often they wore a face
158 mask as a preventative measure when leaving their homes, and whether they or anyone they
159 knew had been infected with coronavirus.

160 The “demographics” section included questions on gender, age, religion, household
161 income for the year 2019, education level, geographic location, nationality, and refugee status.
162 Once participants started the survey, they had 48 hours to complete it before the survey
163 automatically recorded their responses. Participants were prevented from taking the survey
164 multiple times on the same device using a Qualtrics feature based on browser cookies.

165

166 Data Analysis

167 Data were downloaded from Qualtrics as a .csv file and translated into English using
168 Microsoft Excel [27]. Data cleaning and statistical analysis were performed in R computer
169 software and focused on description rather than identifying causal links [28].

170 Several quality measures were implemented. To ensure that participants had at least a
171 baseline familiarity with the survey topics, one of the screening questions asked whether
172 participants had heard of “coronavirus.” If they had not, they were not able to proceed with the
173 survey; only 5 participants (0.42%) were excluded because of not being aware of “coronavirus.”
174 To identify participants who randomly clicked through the survey, a filter was applied to detect
175 participants who completed the survey in less than 120 seconds; no participants did so.

176 *Quantitative Data Analysis*

177 For some multiple-choice questions, similar categorical responses were consolidated into
178 binary or fewer categories to facilitate interpretation. For binary and categorical variables, the
179 absolute number and relative proportions of participants who selected each response was
180 calculated. Wilson score 95% confidence intervals were calculated for proportions.

181 Given that the survey period spanned the initiation of SARS-CoV-2 vaccination in
182 Lebanon, a sub-analysis was performed in which participants were divided by whether they
183 completed the survey before or after vaccine initiation. For each of these sub-groups, sample
184 demographics were recalculated and are displayed in Table 1. We did not use sampling weights
185 in our analysis given that this was a non-probabilistic sample of the Lebanese population that
186 was unlikely to be representative of the general population even after weighting.

187 *Qualitative Data Analysis*

188 If participants indicated that they intend to vaccinate, they were then asked, “Why do you
189 plan to get the coronavirus vaccine if and when it becomes available to you?” If they intended
190 not to vaccinate, they were asked, “Why do you plan on not getting the coronavirus vaccine if
191 and when it becomes available to you?” If they were uncertain about vaccinating, they were
192 asked, “Why are you unsure about getting the coronavirus vaccine if and when it becomes
193 available?”

194 These open-ended responses were coded using a uniform protocol in order to facilitate
195 analysis (see appendix). First, each response was translated from Arabic into English by one of
196 six bilingual members of the research team. This translation was then verified by a second
197 bilingual member of the research team. The English translations were then coded using thematic
198 analysis by one of eight members of the research team. A second coder reviewed the first team
199 member’s codes to verify accuracy and authenticity. Disagreements were discussed and
200 consensus was achieved usually between the two coders. Rarely, a third member of the coding
201 team (NEA or VB) was needed to resolve a disagreement. The list of codes was constructed and
202 updated iteratively throughout the coding process. Multiple codes could apply to the same
203 response. To ensure consistency in coding between coders and responses, one team member
204 (NEA) reviewed all codes. Codes were then ordered from most common to least common.

205

206 **RESULTS**

207 Sample Characteristics

208 1,390 participants initiated the survey. Of these, 1,185 (85.3%) provided informed
209 consent and passed screening to begin the main survey (Figure 1). Among this group, 1,103

210 (93.1%) participants completed the entire survey. Sample demographic characteristics of those
211 who passed screening are summarized in Table 1.

212 Compared to demographics of residents of Lebanon in general, our sample population
213 had higher representation of individuals who were young, female, well-educated, identified with
214 the Druze religion, and from the Mt. Lebanon region (Table 1). Underrepresented in our sample
215 were the elderly, refugees, non-Lebanese citizens, members of the Sunni and Shi'a religions, and
216 individuals from the less populated governorates of Akkar, Baalbek-Hermel, Nabatieh, North,
217 and South.

218

219 Quantitative Analysis

220 *Intentions to Vaccinate*

221 We found that 46.1% [95% CI: 43.2%-49.0%] of our survey participants intended to take
222 the SARS-CoV-2 vaccine when available to them. 19.0% [16.8%-21.4%] indicated that they
223 would not get vaccinated, and 34.0% [31.3%-36.8%] were unsure about vaccination (Table 2).

224

225 *Intentions to Vaccinate by Demographic Characteristics*

226 Overall, participants were more likely to intend to vaccinate if they identified as male;
227 lived in the Beqaa governorate (Mount Lebanon as reference); were a member of Christian,
228 Sunni, or no religion (Druze as reference); and had higher household income (Table 2 & Figure
229 2).

230 There were less strong but still apparent trends toward higher proportions of participants'
231 intending to vaccinate if they identified as older in age; lived in Beirut or Akkar governorates
232 (Mount Lebanon as reference); had attained higher educational status; or were employed. There

233 were no apparent differences or trends in intention to vaccinate by country of citizenship or
234 whether participants identified as refugees.

235

236 *Intentions to Vaccinate by Experiences with COVID-19*

237 Comparing participants who reported a personal history of COVID-19 infection (n = 321
238 [28.9%]) to those who did not (n = 790 [71.1%]), there did not appear to be large differences in
239 vaccine acceptance (48.8% [45.2%-52.3%] vs. 42.9% [37.5%-48.6%]) (Table 3). However, those
240 with a family member or close friend who had contracted COVID-19 (n = 1056 [94.2%]) were
241 substantially more likely to intend to vaccinate, compared to individuals who did not (48.0%
242 [44.9%-51.0%] vs. 33.3% [22.2%-46.4%]). Notably, the proportion of participants who did not
243 have a close acquaintance who had been infected was low (n = 65 [5.8%]).

244 When compared to participants who reported “sometimes,” “rarely,” or “never” wearing
245 a mask when outside the home (n = 97 [8.8%]), participants who reported wearing a mask
246 “always” or “most of the time” (n = 1011 [91.2%]) were much more likely to intend to vaccinate
247 (50.0% [46.8%-53.1%] vs 18.6% [11.7%-28.0%]).

248 We also asked participants to identify their top three most commonly used sources of
249 news for coronavirus. Participants who reported commonly obtaining news from newspapers and
250 magazines or the radio were more likely to intend to vaccinate than those who reported
251 television, social media, other internet websites, and family and friends as common sources of
252 news. Very few participants (n = 6 [0.5%]) reported that religious leaders are a commonly used
253 source of news.

254

255 *Intentions to Vaccinate before and after Initiation of Vaccination in Lebanon*

256 Those who completed the survey after initiation of vaccination were more likely to intend
257 to vaccinate (56.9% [51.5%-62.2%]) when compared to those who completed the survey before
258 initiation of vaccination (42.3% [38.9%-45.7%]) (Table 2). Importantly, these groups were
259 contacted differently and differed in several key demographic characteristics: the group of
260 participants who responded after initiation of vaccination was younger and had a higher
261 proportion of participants that lived outside of the Mount Lebanon region, identified as Shi'a or
262 Sunni rather than Druze or Christian, had European or North American or multiple citizenships,
263 and identified as refugees (Table 1).

264

265 *Logistical Considerations about Vaccination*

266 The most commonly selected preferred locations to get vaccinated were hospitals,
267 doctors' offices, primary health centers, and pharmacies (Figure 3). Temporary vaccination sites
268 were not popular. The most common sources of news about coronavirus were television, social
269 media, and other internet websites (Figure 4). Participants trusted television and internet websites
270 more than social media. Among participants who did not intend to vaccinate or were uncertain
271 about vaccination, less than 2% stated that a monetary incentive would persuade them to become
272 vaccinated.

273

274 Qualitative Analysis

275 *Top motivations for intending to vaccinate*

276 Most frequently, participants cited the following motivations for their decisions to
277 vaccinate: to protect themselves, their families, and the public, and to end the pandemic and
278 return to normal life (Table 4). Somewhat frequently given reasons for intending to vaccinate

279 included that participants felt like they “had no other choice” given the state of the pandemic,
280 and that participants trusted science and research.

281

282 *Top reasons for vaccine hesitancy*

283 Among participants who responded that they did not intend to be vaccinated, several
284 themes emerged (Table 4). The most frequent reasons for vaccine hesitancy were concerns about
285 safety given the fast development and limited testing of the vaccines, fears about side effects,
286 and doubts about efficacy. Somewhat frequently cited concerns leading to vaccine hesitancy
287 were mistrust in the Lebanese government.

288

289 *Top reasons for uncertainty about vaccination*

290 The most commonly provided reasons for uncertainty about whether participants planned
291 to take the vaccine were similar: concerns about safety given the fast development and limited
292 testing of the vaccines, fears about side effects, and doubts about efficacy (Table 4). Somewhat
293 frequently mentioned concerns included mistrust of the Lebanese government and healthcare
294 system, potential fraud in storage or marketing of the vaccines, wanting more information about
295 the vaccines, and needing more time to decide which vaccine to take.

296

297 **DISCUSSION**

298 One of our study’s primary objectives was to determine the proportion of Lebanese adult
299 residents who intended to take (*vaccine acceptance*), who did not intend to take (*vaccine*
300 *hesitancy*), and who were unsure about taking the SARS-CoV-2 vaccine (*vaccine uncertainty*)
301 when available to them (while deciding to use these terms, we acknowledge that they imperfectly

302 capture the complexity of individuals' decisions about vaccines) [29]. Our findings of rates of
303 vaccine acceptance and vaccine hesitancy were similar to studies of other countries in the Middle
304 East and across the world. Vaccine acceptance of 46.1% in our sample was similar to rates in
305 Kuwait (53.1%) and Qatar (45%-60%); higher than rates in Jordan (28.4%); and somewhat lower
306 than in Saudi Arabia (64.7%) [23,30–32]. Rates of vaccine acceptance in our study were also
307 similar to a large survey of 15 developed countries across the globe, in which 54% of
308 respondents indicated they intend to vaccinate [33]. Other studies found higher rates of vaccine
309 acceptance in specific developed countries—US (67%), Japan (62.1%), Ireland (65%), and the
310 UK (69%) [34–36]. However, these studies were conducted earlier than our study, prior to
311 initiation of mass-scale vaccination, and as systematic reviews of vaccine perception studies
312 showed, vaccine acceptance and hesitancy have varied with time throughout the pandemic, with
313 a trend toward decreasing acceptance throughout 2020 [20,37]. Indeed, our results show lower
314 rates of vaccine acceptance than a survey in April-May 2020 that included a question about
315 acceptance of hypothetical SARS-CoV-2 vaccines, in which 69.3% of Lebanese residents stated
316 they would be willing to take a vaccine; it is important to note that at this time, no vaccines were
317 developed or approved, and this survey's population was 73.7% male and 89.0% aged younger
318 than 45 years old, compared to our population which was 62.1% female and 79.1% aged younger
319 than 45 years old [11].

320 One of our important secondary objectives was to assess which demographic
321 characteristics were associated with vaccine hesitancy. Our findings of trends toward increased
322 vaccine hesitancy in women, younger age groups, unemployed individuals, and individuals with
323 lower education attainment are generally consistent with findings in the Middle East and
324 globally, with the notable exception that in Kuwait and Qatar, hesitancy was increased in older

325 populations [30,31,35–37]. While our study attempted to assess the association of vaccine
326 hesitancy with religion and income, two important demographic variables given Lebanon’s
327 social, political, and economic context, 15.9% and 36.3% of participants skipped the questions
328 about religion and income, respectively, demonstrating the topics’ sensitive natures. Therefore,
329 we do not recommend making inferences from our study about differences in vaccine acceptance
330 or hesitancy by religion or income. Similarly, refugees (n = 56, 5.1%) were underrepresented in
331 our sample. While no significant difference in vaccine acceptance by refugee status emerged,
332 further focus on vaccination in refugees in Lebanon is merited given their multiple
333 vulnerabilities.

334 Another important secondary objective of our study was to evaluate how individuals’
335 experiences with COVID-19 affected vaccine acceptance. Unsurprisingly, frequent mask
336 wearing was associated with increased vaccine acceptance, likely because these individuals see
337 COVID-19 as a more serious threat than those who do not wear masks frequently. The non-
338 significant trend toward increased vaccine acceptance among participants with a close
339 acquaintance who contracted COVID-19 could imply that personal experience with someone
340 affected by the virus increases willingness to vaccinate. Interestingly, however, neither personal
341 history of infection nor history of infection in a close contact was consistently associated with
342 vaccine acceptance in a meta-analysis of SARS-CoV-2 perception studies [37].

343 The timing of our survey period spanned the initiation of vaccination in Lebanon. While
344 our data suggested increased vaccine acceptance among participants who completed the survey
345 after initiation of vaccination, this must be interpreted cautiously. The demographics of the
346 respondents after initiation of vaccination were significantly different from those who completed
347 the survey before initiation of vaccination. We believe that the differences in vaccine acceptance

348 before and after initiation of vaccination more likely reflect differences in populations surveyed
349 during these periods, given the selection bias inherent in the convenience “snowball” sampling
350 method.

351 Our study was conceived with the goal of providing information that would be useful for
352 implementation of vaccination efforts in Lebanon. The logistical considerations about which we
353 asked can provide some guidance. The most commonly selected sources of news about COVID-
354 19 were television, social media, and internet websites; among these, television and internet
355 websites were the most trusted. Though religion is influential in Lebanon, only 6 (0.5%)
356 participants cited religious leaders as an important source of COVID-19 news. Given that
357 respondents who selected newspapers, magazines, and radio were more likely to intend to
358 vaccinate, focusing dissemination of vaccine promotion efforts on television, social media, and
359 internet websites would appear to be most efficient to reach those who are hesitant to vaccinate.

360 Survey respondents also reported preferring to receive the vaccine at familiar, established
361 health care sites: hospitals, doctors’ offices, primary health centers, and pharmacies. While
362 temporary dedicated vaccination centers were not popular, a small but significant number of
363 participants (106, 11.8%) stated they would prefer vaccination by a visiting medical professional
364 to their homes. This could be an important means of reaching vulnerable patients willing to be
365 vaccinated but unable to go to vaccination sites. A final logistical consideration about which our
366 survey asked was whether a financial incentive would change participants’ minds so that they
367 decide to vaccinate; overwhelmingly, they indicated that it would not (98.3%). Based on this
368 study, it appears that offering a financial incentive would not be an efficient means of increasing
369 vaccination rates in Lebanon.

370 Perhaps the most actionable information generated in this study involves motivations for
371 vaccine acceptance and vaccine hesitancy. The most frequently provided reasons for intending to
372 vaccinate were to protect oneself, to protect one's family and the public, and to end the
373 pandemic. These goals are similar to the most common motivations in the Middle East and
374 globally [30,31,37]. In our study, the most commonly provided reasons for SARS-CoV-2
375 vaccine hesitancy involved concerns about its safety given the fast development and limited
376 testing of the vaccines (including regarding the mRNA technology), fears about side effects, and
377 doubts about efficacy. Somewhat frequently cited concerns leading to vaccine hesitancy were
378 mistrust in the Lebanese government. Other reasons mentioned for vaccine uncertainty included
379 worrying about potential fraud in storage or marketing of the vaccines, wanting more
380 information about the vaccines, and needing more time to decide which vaccine to take. These
381 results are consistent with those of studies globally [37,38]. While several participants in our
382 study cited conspiracy theories as reasons for not vaccinating, these were relatively uncommon,
383 especially compared to a study in other Arabic speaking countries, which found rates of belief in
384 conspiracy theories of over 50% [32].

385 Interestingly, logistical factors were not frequently of concern among adults living in
386 Lebanon. Despite financial hardships in Lebanon, barriers to vaccine access (cost, transportation,
387 proximity to medical care) were not cited frequently as concerns about vaccination in our study.
388 This might be explained by the fact that it has become common for governments, including in
389 developing countries, to distribute the vaccine free of charge as a part of public health mandates.
390 While a few participants did express preference for "the vaccine from China or Russia," most
391 perceptions applied generally to all SARS-CoV-2 vaccines, and there were relatively few
392 concerns about vaccine properties like number of required doses, country of origin, or specific

393 vaccine brands. Also uncommon in our study was generalized opposition to vaccination, i.e., not
394 specific to SARS-CoV-2 vaccines. This is consistent with previous studies in Lebanon showing
395 moderate uptake of routine vaccinations [12,14,15,17,39].

396 The relatively large proportion of participants in our study who were uncertain about
397 vaccination—34.0%—provides a public health opportunity and imperative in the effort to
398 achieve mass vaccination in Lebanon. The majority of concerns about SARS-CoV-2 vaccination
399 involved absence of reliable information and data of safety and efficacy for this new medical
400 technology. Increasing public availability in Lebanon of high-quality, data-driven, up to date,
401 accessible information about the SARS-CoV-2 vaccines could assuage some of these concerns
402 and increase vaccine acceptance. Based on our results about common COVID-19 news sources,
403 we recommend disseminating clear, consistent, verifiable safety and efficacy information on
404 television, social media, and news websites. Given the prevalence of mistrust in the government,
405 third parties (like healthcare organizations) might be most likely to be trusted, especially if they
406 promote vaccination using the motivators that those in our sample cited as reasons for
407 vaccination.

408 Our study has several strengths. It is, to our knowledge, the first such academic study
409 about SARS-CoV-2 vaccine intentions and perceptions in Lebanon. Its online platform allowed
410 for rapid surveying of a large sample size remotely. The open-ended nature of the questions
411 about reasons why participants intended or did not intend to vaccinate, or were uncertain about
412 vaccination, allowed for participants to share their most central motivations without suggestive
413 multiple-choice options, producing what we believe is a more authentic understanding of
414 motivations and concerns.

415 There are several important limitations of our study. First and foremost, our sample is
416 unlikely to be representative of the general population because of the sampling strategy. While
417 we attempted to mitigate this by collecting and describing important demographic and
418 experiential characteristics, the bias remains, and several important demographic groups were
419 underrepresented, most notably the elderly, members of Shi'a and Sunni religions, residents
420 outside of Beirut and Mount Lebanon, non-Lebanese citizens, and those who identify as
421 refugees. Small sample sizes of subgroups limited analysis of associations with certain variables,
422 especially governorate and citizenship. Second, participation required literacy in Arabic, access
423 to the internet, and digital literacy, potentially excluding some populations (though it is
424 noteworthy that >80% of refugees in Lebanon have access to mobile technology like WhatsApp)
425 [40]. Third, some participants did not answer all questions, possibly leading to non-response
426 bias. Finally, vaccine hesitancy, perceptions, and concerns may be changing rapidly over time;
427 our results should be interpreted as pertaining to the time period during which the survey was
428 conducted.

429

430 **CONCLUSION**

431 This cross-sectional study assessed intentions to vaccinate against SARS-CoV-2 among
432 adults residing in Lebanon, analyzed characteristics that were associated with vaccine acceptance
433 and hesitancy, and described motivations for and concerns about vaccination. We recommend
434 disseminating clear, consistent, evidence-based safety and efficacy information on vaccines on
435 the most commonly reported news sources by participants: television, social media, and news
436 websites. As vaccination efforts continue, repeated assessments of intentions to vaccinate,
437 concerns or obstacles regarding vaccination, and changes in motivations should be performed,

438 especially with the goal of assessing the perspectives and needs of populations that were
439 underrepresented in this study.

440

441 **ETHICAL APPROVAL AND INFORMED CONSENT**

442 This study was approved by the Institutional Review Boards of the University of
443 California, Berkeley; the Modern University for Business and Science, Lebanon; and Stanford
444 University (by reliance agreement with the University of California, Berkeley). Informed consent
445 was obtained from all participants prior to the survey; a waiver of written informed consent was
446 granted.

447

448 **FUNDING**

449 This study was supported by a Capacity Building and Policy Engagement Grant from the
450 Stanford King Center on Global Development.

451

452 **DECLARATION OF COMPETING INTEREST**

453 The authors declare no known financial or personal competing interests that could have
454 influenced the study's work or paper's findings.

455

456 **ACKNOWLEDGEMENTS**

457 We thank our participants for taking the time to share their perspectives; our recruitment
458 and coding assistants (Hanin Abi Ghannam, Jana Al Khatib, Nathalie Al Saady, Ghiwa Nasr) for
459 disseminating the survey and synthesizing our data; the National Wellness Network and Mariam
460 Fadel for assisting in disseminating the survey; the Stanford King Center on Global

461 Development for awarding us a Capacity Building and Policy Engagement Grant; the Stanford
462 Center for Innovation in Global Health and the Refugee and Asylum seeker Health Initiative
463 (RAHI) at the University of California, San Francisco for their cultivation of international
464 collaborations and fostering global health equity; and Drs. Michele Barry, Cybele Renault, Karen
465 Sokal-Gutierrez, and Anke Hemmerling for their mentorship.

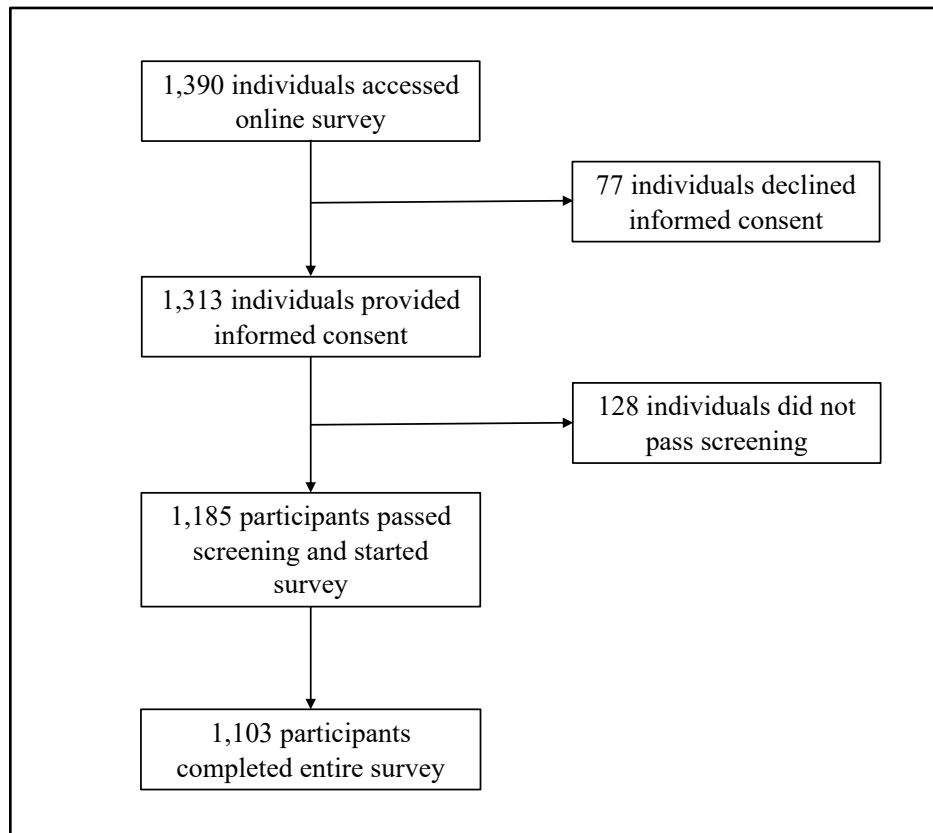
466

467 TABLES AND FIGURES

468

469 **Figure 1: Survey Recruitment and Outcomes**

470



471

472

473

474

475

476

477

478

479

480 **Table 1: Participant Characteristics**

481 This includes all who passed screening. The first column includes all participants aggregated. The second column
 482 describes those who completed the survey in the first round, prior to initiation of vaccination in Lebanon on 13
 483 February 2021. The third column describes those who completed the survey in the second round, after initiation of
 484 vaccination in Lebanon. Because participants were not forced to answer all questions, this results in a different
 485 denominator for each question.

486 LL: Lebanese Lira

487 NA: Not available in data source

488 ^aParticipants could select multiple answers. Proportions were calculated using a denominator of all participants who
 489 selected an answer for the question.

490 ^bUnless otherwise noted, estimates were obtained from government source that excluded refugees and used 4.84
 491 million (2018) as total population.

492 ^cEstimates were obtained from source that included refugees and used 6.86 million (2020) as total population.

493

Characteristic	All Participants, n (%)	Round 1 Participants, n (%)	Round 2 Participants, n (%)	Estimates for Lebanese Population ^b [6,41–44]
Total Participants	1185 (100)	840 (70.9)	345 (29.1)	
Gender				
Female	685 (62.1)	479 (60.1)	206 (65.6)	51.6%
Male	388 (35.2)	285 (36.1)	103 (32.8)	48.4%
Other	7 (0.1)	6 (0.8)	1 (0.3)	NA
Skip this question	23 (2.1)	19 (2.4)	4 (1.3)	
Age				
18-24 years old	369 (31.1)	246 (29.3)	123 (35.7)	15-24 years old: 17.5%
25-34 years old	376 (31.7)	247 (29.4)	129 (37.4)	14.5%
35-44 years old	192 (16.2)	144 (17.1)	48 (13.9)	11.8%
45-54 years old	126 (10.6)	104 (12.4)	22 (6.4)	11.7%
55-64 years old	88 (7.4)	69 (8.2)	19 (5.5)	9.6%
65 years old or older	34 (2.9)	30 (3.6)	4 (1.2)	10.2%
Governorate				
Baalbek-Hermel	21 (1.9)	6 (0.8)	15 (4.8)	5.1%
Beqaa	100 (9.1)	47 (6.0)	53 (16.9)	6.2%
Beirut	111 (10.1)	89 (11.3)	22 (7.0)	7.1%
Mount Lebanon	633 (57.4)	559 (70.8)	74 (23.6)	42.3%
South	72 (6.5)	26 (3.3)	46 (14.6)	12.2%
Akkar	13 (1.2)	3 (0.4)	10 (3.2)	6.8%
North	58 (5.3)	21 (2.7)	37 (11.8)	13.3%
Nabatieh	78 (7.1)	22 (2.8)	56 (17.8)	7.9%
Skip this question	17 (1.5)	16 (2.0)	1 (0.3)	

Religion

Christian	242 (21.9)	199 (25.2)	43 (13.7)	32.4%
Druze	355 (32.2)	308 (39.0)	47 (15.0)	4.5%
Shi'a	136 (12.3)	46 (5.8)	90 (28.7)	31.0%
Sunni	124 (11.2)	64 (8.1)	60 (19.1)	31.9%
No religion	65 (5.9)	48 (6.1)	17 (5.4)	NA
Other	6 (0.5)	3 (0.4)	3 (1.0)	0.3%
Skip this question	175 (15.9)	121 (15.3)	54 (17.2)	

Highest Education Level

Completed high school, technical school, or less	200 (18.1)	143 (18.1)	57 (18.2)	78.6%
Completed some college or more	891 (80.9)	637 (80.8)	254 (80.9)	21.4%
Skip this question	11 (1.0)	8 (1.0)	3 (1.0)	

Employment

Employed	586 (51.5)	412 (52.2)	156 (49.7)	NA
Student	179 (16.2)	117 (14.8)	62 (19.7)	NA
Unemployed, not seeking work	145 (13.1)	122 (15.5)	23 (7.3)	NA
Unemployed, seeking work	154 (14.0)	101 (12.8)	53 (16.9)	33.0% ^c
Skip this question	57 (5.2)	37 (4.7)	20 (6.3)	

Annual Income (2019)

< 1,000,000 LL	122 (11.1)	78 (9.9)	44 (14.0)	Reliable data unavailable
1,000,000 LL - 9,999,999 LL	289 (26.2)	199 (25.2)	90 (28.7)	
10,000,000 LL - 19,999,999 LL	99 (9.0)	67 (8.5)	32 (10.2)	
20,000,000 LL - 69,999,999 LL	132 (12.0)	100 (12.7)	32 (10.2)	
>70,000,000 LL	61 (5.5)	49 (6.2)	12 (3.8)	
Skip this question	400 (36.3)	296 (37.5)	104 (33.1)	

Citizenship^a

Lebanon	1038 (94.1)	757 (95.9)	281 (89.5)	Lebanon: 79.8%
Syria	28 (2.5)	6 (0.8)	6 (1.9)	Not citizen of Lebanon: 20.2%
Palestine	17 (1.5)	12 (1.5)	12 (3.8)	
European or North American country	40 (3.6)	32 (4.1)	32 (10.2)	
Other country	23 (2.1)	16 (2.0)	16 (5.1)	

Skip this question	12 (1.1)	8 (1.0)	8 (2.5)	
Multiple countries	53 (4.8)	40 (5.1)	40 (12.7)	
Refugee				
Yes	56 (5.1)	29 (3.7)	27 (8.6)	21.9% ^c
No	1015 (92.0)	737 (93.4)	278 (88.5)	78.1% ^c
Skip this question	32 (2.9)	23 (2.9)	9 (2.9)	

494
495
496
497
498
499
500
501
502
503
504
505
506
507
508

Table 2: Intentions about vaccination by sociodemographic characteristics

This table shows intention to vaccinate by demographic characteristic for everyone who answered the intention to vaccinate question. For the analysis of each characteristic, we omitted participants who skipped the question, unless >10% of participants for that question skipped the question, in which case those who skipped the characteristic question were included in the analysis. We then calculated the proportion of each characteristic subcategory by intention to vaccinate, calculating Wilson Score confidence intervals.

^aThe survey allowed participants to choose multiple answers for this characteristic; consequently, the sum of all subcategories does not equal the number of all participants who answered the question.

Characteristic	Intend to receive vaccine when available	% All Participants [95% CI]
All participants		
	Yes	46.1% [43.2%-49.0%]
	No	19.0% [16.8%-21.4%]
	Unsure	34.0% [31.3%-36.8%]
Gender		
Female		
	Yes	42.8% [39.1%-46.6%]
	No	21.1% [18.1%-24.4%]
	Unsure	36.1% [32.5%-39.8%]
Male		
	Yes	55.6% [50.5%-60.6%]
	No	15.6% [12.2%-19.7%]
	Unsure	28.8% [24.4%-33.7%]
Other		
	Yes	33.3% [6.0%-75.9%]
	No	50.0% [18.8%-81.2%]
	Unsure	16.7% [0.9%-63.5%]

Age

18-24 years old	Yes	39.6% [34.5%-44.8%]
	No	22.5% [18.4%-27.2%]
	Unsure	37.9% [32.9%-43.1%]
25-34 years old	Yes	45.4% [40.3%-50.6%]
	No	23.1% [19.0%-27.8%]
	Unsure	31.5% [26.8%-36.5%]
35-44 years old	Yes	50.8% [43.5%-58.0%]
	No	14.1% [9.7%-20.0%]
	Unsure	35.1% [28.4%-42.3%]
45-54 years old	Yes	51.2% [42.1%-60.2%]
	No	12.0% [7.1%-19.3%]
	Unsure	36.8% [28.5%-45.9%]
55-64 years old	Yes	60.2% [49.2%-70.3%]
	No	12.5% [6.7%-21.7%]
	Unsure	27.3% [18.6%-38.0%]
65 years old or older	Yes	55.9% [38.1%-72.4%]
	No	11.8% [3.8%-28.4%]
	Unsure	32.4% [18.0%-50.6%]

Governorate

Baalbek-Hermel	Yes	50.0% [29.9%-70.1%]
	No	15.0% [4.0%-38.9%]
	Unsure	35.0% [16.3%-59.1%]
Beqaa	Yes	59.2% [48.8%-68.9%]
	No	12.2% [6.8%-20.8%]
	Unsure	28.6% [20.1%-38.7%]
Beirut	Yes	53.2% [43.5%-62.6%]
	No	16.2% [10.1%-24.7%]
	Unsure	30.6% [22.4%-40.2%]

Mount Lebanon	Yes	42.2% [38.4%-46.2%]
	No	22.8% [19.6%-26.3%]
	Unsure	35.0% [31.3%-38.8%]
South	Yes	57.1% [44.8%-68.7%]
	No	10.0% [4.5%-20.1%]
	Unsure	32.9% [22.4%-45.2%]
Akkar	Yes	84.6% [53.7%-97.3%]
	No	7.7% [0.4%-37.9%]
	Unsure	7.7% [0.4%-37.9%]
North	Yes	46.6% [33.5%-60.0%]
	No	17.2% [9.0%-29.9%]
	Unsure	36.2% [24.3%-49.9%]
Nabatieh	Yes	50.6% [39.1%-62.1%]
	No	18.2% [10.6%-29.0%]
	Unsure	31.2% [21.4%-42.9%]
Religion		
Christian	Yes	60.3% [53.8%-66.4%]
	No	9.5% [6.2%-14.1%]
	Unsure	30.2% [24.5%-36.4%]
Druze	Yes	35.6% [30.6%-40.9%]
	No	25.4% [21.0%-30.3%]
	Unsure	39.0% [33.9%-44.3%]
Shi'a	Yes	48.5% [39.8%-57.3%]
	No	16.4% [10.8%-24.0%]
	Unsure	35.1% [27.2%-43.8%]
Sunni	Yes	57.4% [48.1%-66.2%]
	No	21.3% [14.6%-29.8%]
	Unsure	21.3% [14.6%-29.8%]
No religion	Yes	58.5% [45.6%-70.3%]

	No	16.9% [9.1%-28.7%]
	Unsure	24.6% [15.1%-37.1%]
Other	Yes	20.0% [1.1%-70.1%]
	No	0.0% [0.0%-53.7%]
	Unsure	80.0% [29.9%-99.0%]
Skip this question	Yes	39.9% [32.6%-47.6%]
	No	24.9% [18.8%-32.1%]
	Unsure	35.3% [28.3%-42.9%]
Education		
Completed high school, technical school, or less		
	Yes	42.1% [35.2%-49.4%]
	No	21.3% [16.0%-27.8%]
	Unsure	36.5% [30.0%-43.7%]
Completed some college or more		
	Yes	48.8% [45.4%-52.1%]
	No	18.5% [16.0%-21.3%]
	Unsure	32.7% [29.7%-35.9%]
Employment		
Employed		
	Yes	51.6% [47.4%-55.8%]
	No	17.1% [14.2%-20.6%]
	Unsure	31.3% [27.5%-35.3%]
Student		
	Yes	43.0% [35.7%-50.6%]
	No	21.2% [15.6%-28.1%]
	Unsure	35.8% [28.8%-43.3%]
Unemployed, not seeking work		
	Yes	42.1% [34.0%-50.6%]
	No	18.6% [12.8%-26.1%]
	Unsure	39.3% [31.4%-47.8%]
Unemployed, seeking work		
	Yes	41.4% [33.6%-49.7%]

	No	23.0% [16.8%-30.7%]
	Unsure	35.5% [28.1%-30.7%]
Annual Income		
< 1,000,000 LL		
	Yes	34.7% [26.4%-44.0%]
	No	25.6% [18.3%-34.5%]
	Unsure	39.7% [31.0%-49.0%]
1,000,000 LL - 9,999,999 LL		
	Yes	45.6% [39.8%-51.6%]
	No	18.8% [14.6%-23.9%]
	Unsure	35.5% [30.1%-41.4%]
10,000,000 LL - 19,999,999 LL		
	Yes	47.5% [37.4%-57.7%]
	No	24.2% [16.4%-34.1%]
	Unsure	28.3% [19.9%-38.4%]
20,000,000 LL - 69,999,999 LL		
	Yes	63.4% [54.4%-71.5%]
	No	9.2% [5.0%-15.8%]
	Unsure	27.5% [20.2%-36.1%]
>70,000,000 LL		
	Yes	68.8% [55.6%-79.8%]
	No	6.6% [2.1%-16.7%]
	Unsure	24.6% [14.8%-37.6%]
Skip this question		
	Yes	42.9% [38.0%-48.0%]
	No	22.7% [18.8%-27.2%]
	Unsure	34.3% [29.7%-39.3%]
Citizenship^a		
Lebanon		
	Yes	47.2% [44.2%-50.3%]
	No	19.1% [16.7%-21.6%]
	Unsure	33.7% [30.8%-36.7%]
Syria		
	Yes	40.7% [23.0%-61.0%]
	No	37.0% [20.1%-57.5%]
	Unsure	22.2% [9.4%-42.7%]
Palestine		
	Yes	58.8% [33.5%-80.6%]

	No	11.8% [2.1%-37.7%]
	Unsure	29.4% [11.4%-56.0%]
European or North American country		
	Yes	62.5% [45.8%-76.8%]
	No	12.5% [4.7%-27.6%]
	Unsure	25.0% [13.2%-41.5%]
Other country		
	Yes	31.8% [14.7%-54.8%]
	No	18.2% [6.0%-41.0%]
	Unsure	50.0% [30.7%-69.3%]
Multiple countries		
	Yes	54.7% [40.6%-68.2%]
	No	13.2% [5.9%-26.0%]
	Unsure	32.1% [20.3%-46.4%]
Refugee		
Yes		
	Yes	50.0% [37.1%-62.9%]
	No	25.9% [15.4%-39.9%]
	Unsure	24.1% [13.9%-37.9%]
No		
	Yes	46.9% [43.8%-50.0%]
	No	19.0% [16.7%-21.6%]
	Unsure	34.1% [31.2%-37.1%]
Completed Survey After Initiation of Vaccination in Lebanon		
Yes		
	Yes	56.9% [51.5%-62.2%]
	No	12.7% [9.4%-16.8%]
	Unsure	30.4% [25.6%-35.6%]
No		
	Yes	42.3% [38.9%-45.7%]
	No	21.8% [19.1%-24.8%]
	Unsure	35.9% [32.7%-39.3%]

509

510

511

512

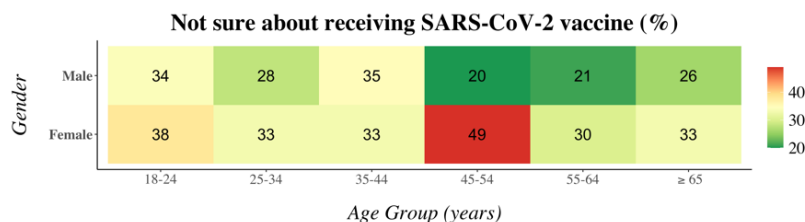
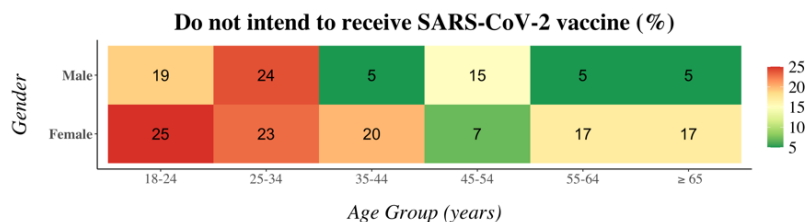
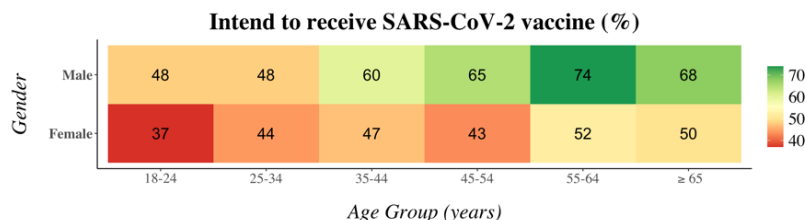
513

514

515

516 **Figure 2: Intention to receive SARS-CoV-2 vaccine by Age Group and Gender**

517 In these graphs, the sample population is stratified by age group and gender. For each stratum, the proportion (as a
 518 percentage) that indicated that they intend to receive the vaccine, do not intend to receive the vaccine, and are unsure
 519 about receiving the vaccine is displayed in the corresponding cell in the top, middle, and bottom graphs,
 520 respectively. This analysis only includes participants who provided age, gender, and their intentions about
 521 vaccination. As only 7 participants identified as “other” gender, only participants identifying as “male” or “female”
 522 were included.



523
 524
 525
 526
 527
 528
 529
 530
 531
 532
 533
 534
 535

536 Table 3: Intentions about vaccination by experiences with COVID-19

537 This shows intentions to vaccinate broken down by knowledge of and experience with COVID-19 for everyone who
 538 answered the intention to vaccinate question. For the analysis of each characteristic, we omitted participants who
 539 skipped the question, unless >10% of participants for that question skipped the question, in which case those who
 540 skipped the characteristic question were included in the analysis. We then calculated the proportion of each
 541 characteristic subcategory by intention to vaccinate, calculating Wilson Score confidence intervals.

542 ^a“Correct Knowledge” indicated a correct response to a multiple choice question asking, “In your understanding,
 543 how does someone become infected with coronavirus? Choose the best single answer.” The correct response was
 544 “Being physically close to an infected person.” Incorrect responses were “Eating raw food or untreated water,” and
 545 “Being bitten by an insect.”

546 ^bThe survey allowed participants to choose multiple answers for this characteristic; consequently, the sum of all
 547 subcategories does not equal the number of all participants who answered the question.

Characteristic	Intend to receive vaccine when available	All Participants [95% CI]
Correct Knowledge of Transmission^a		
Yes		n = 1076 (99.1%)
	Yes	48.0% [45.1%-51.1%]
	No	18.1% [15.9%-20.6%]
	Unsure	33.8% [31.0%-36.8%]
No		n = 10 (0.9%)
	Yes	50.0% [23.7%-76.3%]
	No	40.0% [13.7%-72.6%]
	Unsure	10.0% [0.5%-45.9%]
Personal history of COVID-19		
Yes		n = 321 (28.9%)
	Yes	42.9% [37.5%-48.6%]
	No	21.6% [17.3%-26.6%]
	Unsure	35.4% [30.2%-41.0%]
No		n = 790 (71.1%)
	Yes	48.8% [45.2%-52.3%]
	No	18.5% [15.9%-21.5%]
	Unsure	32.7% [29.4%-36.1%]
Close acquaintance with history of COVID-19		
Yes		n = 1056 (94.2%)
	Yes	48.0% [44.9%-51.0%]
	No	18.8% [16.5%-21.3%]
	Unsure	33.3% [30.4%-36.2%]
No		n = 65 (5.8%)
	Yes	33.3% [22.2%-46.4%]
	No	30.2% [19.6%-43.2%]

	Unsure	36.5% [25.0%-49.6%]
Mask Wearing Outside Home		
Always or Most of the Time		n = 1011 (91.2%)
	Yes	50.0% [46.8%-53.1%]
	No	16.3% [14.1%-18.8%]
	Unsure	33.7% [30.8%-36.8%]
Sometimes, Rarely, or Never		n = 97 (8.8%)
	Yes	18.6% [11.7%-28.0%]
	No	48.5% [38.3%-58.8%]
	Unsure	33.0% [24.0%-43.4%]
Top 3 News Sources^b		
Printed newspaper or magazine		n = 86 (7.8%)
	Yes	64.0% [52.8%-73.8%]
	No	9.3% [4.4%-18.0%]
	Unsure	26.7% [18.0%-37.6%]
Radio		n = 33 (3.0%)
	Yes	69.7% [51.1%-83.8%]
	No	15.2% [5.7%-32.7%]
	Unsure	15.2% [5.7%-32.7%]
Television		n = 718 (65.1%)
	Yes	47.2% [43.5%-50.9%]
	No	17.1% [14.5%-20.1%]
	Unsure	35.7% [32.2%-39.3%]
Social media (like Facebook, Twitter, YouTube, WhatsApp)		n = 670 (60.1%)
	Yes	43.7% [39.9%-47.6%]
	No	19.4% [16.5%-22.6%]
	Unsure	36.9% [33.2%-40.7%]
Internet, but not social media (like websites)		n = 609 (55.2%)
	Yes	53.5% [49.5%-57.5%]
	No	17.4% [14.5%-20.7%]
	Unsure	29.1% [25.5%-32.9%]
Talking to friends or family		n = 282 (25.6%)
	Yes	37.6% [32.0%-43.6%]

	No	24.1% [19.3%-29.6%]
	Unsure	38.3% [32.6%-44.3%]
Religious leaders		n = 6 (0.5%)
	Yes	16.7% [0.9%-63.5%]
	No	83.3% [36.5%-99.1%]
	Unsure	0.0% [0.0%-48.3%]

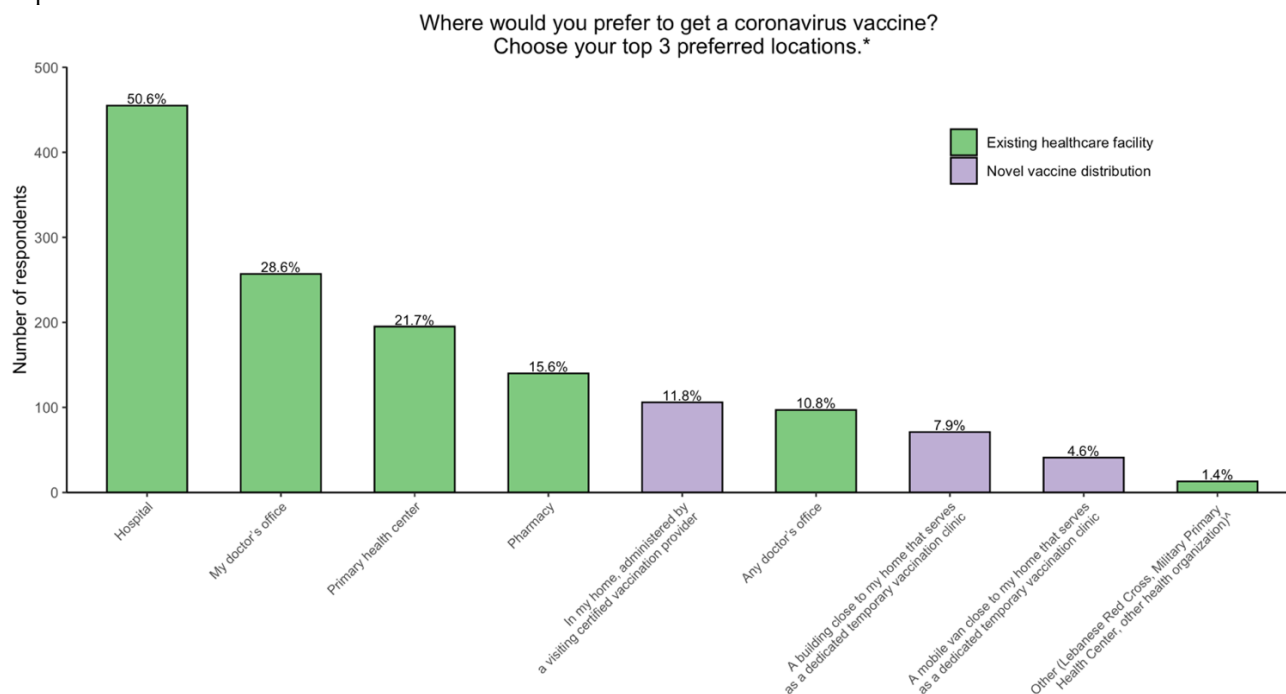
548
549
550
551
552
553
554
555
556

Figure 3: Preferred vaccination locations

Percentages of each response were calculated by dividing the number of participants who selected a response by the total number of participants who answered this question.

*The survey allowed participants to choose multiple answers for this question; consequently, the sum of all subcategories does not equal the number of all participants who answered the question.

^If participants selected “Other,” they could write in their own response. The three responses in parenthesis (Lebanese Red Cross, Military Primary Health Center, other health organization) encompass the written-in responses.



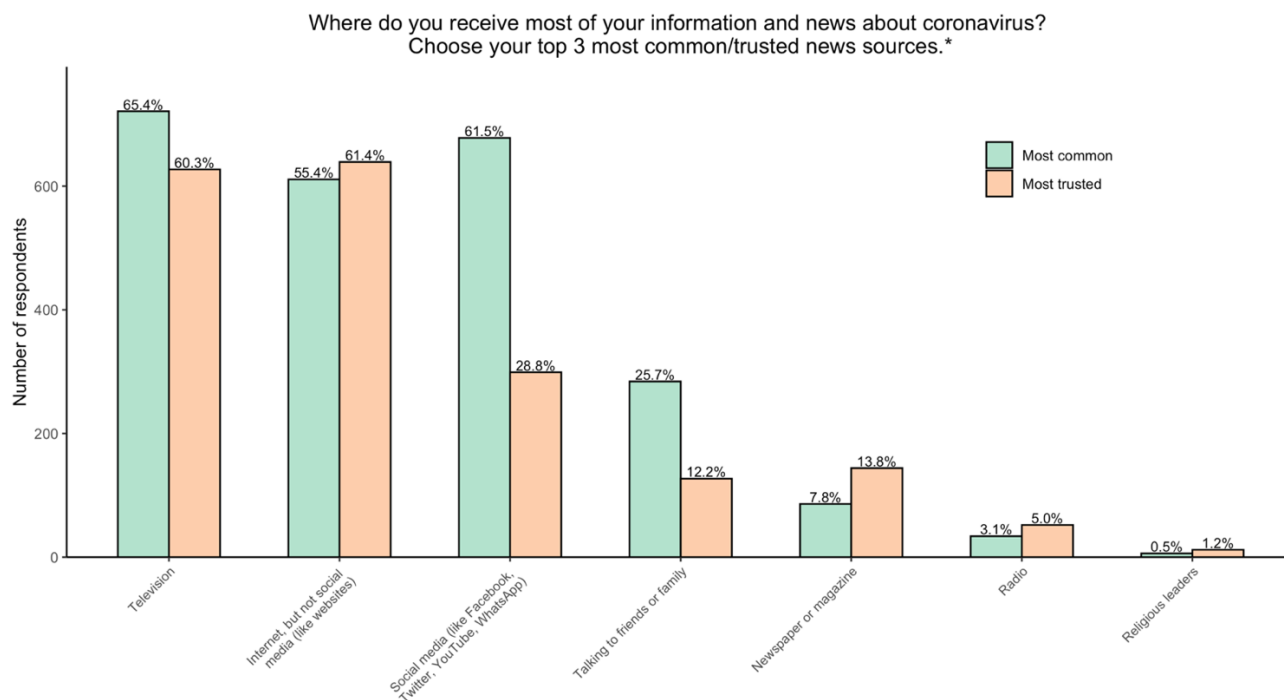
565
566
567
568
569
570

571 **Figure 4: Most common and most trusted news sources about coronavirus**

572 This figure summarizes responses to two separate questions, the first asking which news sources participants most
573 commonly used, and the second asking which news sources they trusted most. Percentages of each response were
574 calculated by dividing the number of participants who selected a response by the total number of participants who
575 answered that question.

576 *The survey allowed participants to choose multiple answers for these questions; consequently, the sum of all
577 subcategories does not equal the number of all participants who answered the questions.

578



579
580
581
582
583
584
585
586
587
588
589
590
591
592
593
594
595
596
597
598
599

600
 601 **Table 4: Summary of coded open-ended responses describing motivations for intentions about vaccination**
 602 This shows the most frequently observed codes in the optional open-ended responses to questions asking about
 603 motivations behind deciding to vaccinate, deciding not to vaccinate, and being uncertain about vaccination. For each
 604 group (intending to vaccinate, not intending to vaccinate, and uncertainty about vaccination), the denominator was
 605 the total number of participants in the group who provided a free-response to the question.
 606 ^a“Most frequent codes” were observed in $\geq 15\%$ of responses to the question.
 607 ^b“Less frequent codes” were observed in 3%-15% of responses to the question.
 608

TABLE 4: SUMMARY OF CODED OPEN-ENDED RESPONSES DESCRIBING MOTIVATIONS

	Most frequent codes (descending frequency)	Less frequent codes (descending frequency)
Motivations for intending to vaccinate	To protect myself	I do not have another better choice or solution
	To protect and limit spread among the public	I trust it based on science and research
	To end the pandemic and return to normalcy	I want to help achieve "herd immunity"
	To protect my family	I have other medical conditions that make my risk of illness higher My job puts me at risk of contracting COVID-19
Motivations for not intending to vaccinate	I am concerned about safety and limited testing	I do not trust the Lebanese government
	I am concerned about potential side effects	I do not trust Lebanese healthcare and/or distribution systems
	Nonspecific mistrust of the SARS-CoV-2 vaccines	COVID-19 and/or vaccines are a scam/conspiracy to make money
	I am worried that the vaccines are not effective	General vaccine hesitancy; I am against all vaccines Problems or concerns with ingredients
		I do not need the vaccine because I already had COVID-19 COVID-19 is not a threat to me or in general Risks of vaccination are not worth the potential benefits
		Society and science in general do not know enough about COVID-19 (causes, symptoms, effects)
Motivations for uncertainty about vaccination	I am concerned about safety and limited testing	I do not think I need the vaccine because I already had COVID-19
	I am concerned about potential side effects	I do not trust the Lebanese government
	I am worried that the vaccines are not effective	Nonspecific mistrust of the SARS-CoV-2 vaccines I do not have enough information about the vaccines
		I want more time or more information before I decide which vaccine to take

I have received conflicting information about the vaccine from one or more sources

I have concerns about mRNA technology

I do not trust Lebanese healthcare and/or distribution systems

I think the vaccines in Lebanon will not be the true coronavirus vaccine, or that they will be tampered with

609
610

611

- 612 [1] Ritchie H, Ortiz-Ospina E, Beltekian D, Mathieu E, Hasell J, Macdonald B, et al.
613 Coronavirus Pandemic (COVID-19). Our World in Data 2020.
- 614 [2] Khoury P, Azar E, Hitti E. COVID-19 Response in Lebanon. JAMA 2020;324:548–9.
615 <https://doi.org/10.1001/jama.2020.12695>.
- 616 [3] Bizri AR, Khachfe HH, Fares MY, Musharrafieh U. COVID-19 Pandemic: An Insult Over
617 Injury for Lebanon. Journal of Community Health 2020. [https://doi.org/10.1007/s10900-](https://doi.org/10.1007/s10900-020-00884-y)
618 [020-00884-y](https://doi.org/10.1007/s10900-020-00884-y).
- 619 [4] Kenner D. The struggle to keep Lebanon healthy | ICWA. Institute of Current World
620 Affairs 2021.
- 621 [5] Economic and Social Commission for Western Asia. ESCWA warns: more than half of
622 Lebanon’s population trapped in poverty. United Nations ESCWA 2020.
623 <https://www.unescwa.org/news/Lebanon-poverty-2020> (accessed December 12, 2020).
- 624 [6] World Health Organization. Regional Office for the Eastern Mediterranean. Country
625 cooperation strategy: Lebanon: 2019-2023. 2018.
- 626 [7] Ministry of Public Health (Lebanon). Corona Virus Vaccination Dashboard - Registration
627 2021. <https://www.moph.gov.lb/maps/covid19.php> (accessed May 6, 2021).
- 628 [8] el Deeb S. Lebanon administers 1st vaccines to health workers, elderly. Associated Press
629 2021.
- 630 [9] Mroue B. Lebanon private sector steps in to speed up vaccine campaign - ABC News.
631 Associated Press 2021.
- 632 [10] Republic of Lebanon Ministry of Public Health. Lebanon National Deployment and
633 Vaccination Plan for COVID-19 Vaccines. 2021.
- 634 [11] Sakr S, Ghaddar A, Sheet I, Eid AH, Hamam B. Knowledge, attitude and practices related
635 to COVID-19 among young Lebanese population. BMC Public Health 2021;21.
636 <https://doi.org/10.1186/s12889-021-10575-5>.
- 637 [12] el Khoury G, Salameh P. Influenza vaccination: A cross-sectional survey of knowledge,
638 attitude and practices among the lebanese adult population. International Journal of
639 Environmental Research and Public Health 2015;12:15486–97.
640 <https://doi.org/10.3390/ijerph121215000>.
- 641 [13] European Centre for Disease Prevention and Control. Seasonal influenza vaccination in
642 Europe – Vaccination recommendations and coverage rates for eight influenza seasons
643 (2007–2008 to 2014–2015). 2017.

- 644 [14] Romani MH, Musharrafieh UM, Lakkis NA, Hamadeh GN. Family physicians beliefs and
645 attitudes regarding adult pneumococcal and influenza immunization in Lebanon. *Family*
646 *Practice* 2011;28:632–7. <https://doi.org/10.1093/fampra/cmz038>.
- 647 [15] Kmeid M, Azouri H, Aaraj R, Bechara E, Antonios D. Vaccine coverage for Lebanese
648 citizens and Syrian refugees in Lebanon. *International Health* 2019;11:568–79.
649 <https://doi.org/10.1093/inthealth/ihz023>.
- 650 [16] Mansour Z, Hamadeh R, Rady A, Danovaro-Holliday MC, Fahmy K, Said R, et al.
651 Vaccination coverage in Lebanon following the Syrian crisis: Results from the district-
652 based immunization coverage evaluation survey 2016. *BMC Public Health* 2019;19.
653 <https://doi.org/10.1186/s12889-019-6418-9>.
- 654 [17] Robertson T, Weiss W, Oweis A, Zaheya LA, Lyles E, Burnham G, et al. Challenges in
655 estimating vaccine coverage in refugee and displaced populations: Results from household
656 surveys in Jordan and Lebanon. *Vaccines* 2017;5.
657 <https://doi.org/10.3390/vaccines5030022>.
- 658 [18] Schwarzingler M, Watson V, Arwidson P, Alla F, Luchini S. COVID-19 vaccine hesitancy
659 in a representative working-age population in France: a survey experiment based on
660 vaccine characteristics. *The Lancet Public Health* 2021;6:e210–21.
661 [https://doi.org/10.1016/S2468-2667\(21\)00012-8](https://doi.org/10.1016/S2468-2667(21)00012-8).
- 662 [19] Gadoth A, Halbrook M, Martin-Blais R, Gray A, Tobin NH, Ferbas KG, et al. Cross-
663 sectional Assessment of COVID-19 Vaccine Acceptance Among Health Care Workers in
664 Los Angeles. *Annals of Internal Medicine* 2021. <https://doi.org/10.7326/m20-7580>.
- 665 [20] Sallam M. Covid-19 vaccine hesitancy worldwide: A concise systematic review of
666 vaccine acceptance rates. *Vaccines* 2021;9:1–15.
667 <https://doi.org/10.3390/vaccines9020160>.
- 668 [21] World Health Organization. Guidance on developing a national deployment and
669 vaccination plan for COVID-19 vaccines. 2020.
- 670 [22] Brenner H. Focusing COVID-19 vaccinations on elderly and high-risk people. *The Lancet*
671 *Regional Health - Europe* 2021;2:100044. <https://doi.org/10.1016/j.lanep.2021.100044>.
- 672 [23] Al-Mohaithef M, Padhi BK. Determinants of COVID-19 Vaccine Acceptance in Saudi
673 Arabia: A Web-Based National Survey. *Journal of Multidisciplinary Healthcare*
674 2020;Volume 13:1657–63. <https://doi.org/10.2147/jmdh.s276771>.
- 675 [24] Qualtrics 2021.
- 676 [25] Lazarus J v., Ratzan SC, Palayew A, Gostin LO, Larson HJ, Rabin K, et al. A global
677 survey of potential acceptance of a COVID-19 vaccine. *Nature Medicine* 2020.
678 <https://doi.org/10.1038/s41591-020-1124-9>.
- 679 [26] Fisher KA, Bloomstone SJ, Walder J, Crawford S, Fouayzi H, Mazor KM. Attitudes
680 Toward a Potential SARS-CoV-2 Vaccine: A Survey of U.S. Adults. *Annals of Internal*
681 *Medicine* 2020. <https://doi.org/10.7326/m20-3569>.
- 682 [27] Microsoft Corporation. Microsoft Excel 2021.
- 683 [28] R Core Team. R: A language and environment for statistical computing 2020.
- 684 [29] MacDonald NE, Eskola J, Liang X, Chaudhuri M, Dube E, Gellin B, et al. Vaccine
685 hesitancy: Definition, scope and determinants. *Vaccine* 2015;33:4161–4.
686 <https://doi.org/10.1016/j.vaccine.2015.04.036>.
- 687 [30] Alqudeimat Y, Alenezi D, AlHajri B, Alfouzan H, Almokhaizeem Z, Altamimi S, et al.
688 Acceptance of a COVID-19 Vaccine and its Related Determinants among the General

- 689 Adult Population in Kuwait. *Medical Principles and Practice* 2021.
690 <https://doi.org/10.1159/000514636>.
- 691 [31] Alabdulla M, Reagu SM, Al-Khal A, Elzain M, Jones RM. COVID-19 vaccine hesitancy
692 and attitudes in Qatar: A national cross-sectional survey of a migrant-majority population.
693 *Influenza and Other Respiratory Viruses* 2021;15:361. <https://doi.org/10.1111/irv.12847>.
- 694 [32] Sallam M, Dababseh D, Eid H, Al-Mahzoum K, Al-Haidar A, Taim D, et al. High rates of
695 covid-19 vaccine hesitancy and its association with conspiracy beliefs: A study in Jordan
696 and Kuwait among other Arab countries. *Vaccines* 2021;9:1–16.
697 <https://doi.org/10.3390/vaccines9010042>.
- 698 [33] Institute of Global Health Innovation. Covid-19: Global attitudes towards a COVID-19
699 vaccine. 2021.
- 700 [34] Malik AA, McFadden SAM, Elharake J, Omer SB. Determinants of COVID-19 vaccine
701 acceptance in the US. *EClinicalMedicine* 2020;26.
702 <https://doi.org/10.1016/j.eclinm.2020.100495>.
- 703 [35] Machida M, Nakamura I, Kojima T, Saito R, Nakaya T, Hanibuchi T, et al. Acceptance of
704 a COVID-19 Vaccine in Japan during the COVID-19 Pandemic. *Vaccines* 2021;9:210.
705 <https://doi.org/10.3390/vaccines9030210>.
- 706 [36] Murphy J, Vallières F, Bentall RP, Shevlin M, McBride O, Hartman TK, et al.
707 Psychological characteristics associated with COVID-19 vaccine hesitancy and resistance
708 in Ireland and the United Kingdom. *Nature Communications* 2021;12:1–15.
709 <https://doi.org/10.1038/s41467-020-20226-9>.
- 710 [37] Lin C, Tu P, Beitsch LM. Confidence and receptivity for covid-19 vaccines: A rapid
711 systematic review. *Vaccines* 2021;9:1–32. <https://doi.org/10.3390/vaccines9010016>.
- 712 [38] Soares P, Rocha JV, Moniz M, Gama A, Laires PA, Pedro AR, et al. Factors associated
713 with COVID-19 vaccine hesitancy. *Vaccines* 2021;9.
714 <https://doi.org/10.3390/vaccines9030300>.
- 715 [39] Mansour Z, Brandt L, Said R, Fahmy K, Riedner G, Danovaro-Holliday MC. Home-based
716 records' quality and validity of caregivers' recall of children's vaccination in Lebanon.
717 *Vaccine* 2019;37:4177–83. <https://doi.org/10.1016/j.vaccine.2019.05.032>.
- 718 [40] United Nations Development Programme. Below the Surface: Results of a WhatsApp
719 Survey of Syrian Refugees and Host Communities in Lebanon. United Nations
720 Development Programme 2018. <https://data2.unhcr.org/en/documents/details/67579>
721 (accessed May 7, 2021).
- 722 [41] Lebanon's Central Administration for Statistics (CAS), International Labour Organization.
723 Labour Force and Household Living Conditions Survey (LFHLCS) in Lebanon 2018–
724 2019. 2019.
- 725 [42] Central Intelligence Agency U. Lebanon - The World Factbook n.d.
726 <https://www.cia.gov/the-world-factbook/countries/lebanon/> (accessed May 4, 2021).
- 727 [43] United Nations World Food Programme. Assessing the Impact of the Economic and
728 COVID-19 Crises in Lebanon - June 2020. 2020.
- 729 [44] The World Bank. Lebanon | Data. 2021 n.d. <https://data.worldbank.org/country/lebanon>
730 (accessed May 4, 2021).
- 731