

1 **Impact of the COVID-19 pandemic on the provision of routine childhood**
2 **immunizations in Ontario, Canada**

3
4 Pierre-Philippe Piché-Renaud MD¹, Catherine Ji MD MSc^{2,3}, Daniel S. Farrar MPH⁴, Jeremy N.
5 Friedman MB. ChB^{5,6}, Michelle Science MD MSc^{1,6}, Ian Kitai MB. ChB^{1,6}, Sharon Burey
6 MD^{7,8}, Mark Feldman MD^{5,6}, Shaun K. Morris MD MPH^{1,4,6,9}

7
8 ¹ Division of Infectious Diseases, The Hospital for Sick Children
9 ² Toronto Western Family Health Team, University Health Network
10 ³ Department of Family and Community Medicine, Faculty of Medicine, University of Toronto
11 ⁴ Centre for Global Child Health, The Hospital for Sick Children
12 ⁵ Division of Pediatric Medicine, The Hospital for Sick Children
13 ⁶ Department of Pediatrics, Faculty of Medicine, University of Toronto
14 ⁷ Pediatricians Alliance of Ontario
15 ⁸ Department of Paediatrics, Schulich School of Medicine & Dentistry, Western University
16 ⁹ Division of Clinical Public Health and Centre for Vaccine Preventable Diseases, Dalla Lana
17 School of Public Health

18
19 **Corresponding author:**

20 Shaun K. Morris
21 The Hospital for Sick Children
22 555 University Ave, Toronto, Canada M5G 1X8
23 Shaun.morris@sickkids.ca
24 Phone: 416-813-1500; Fax: 416-813-8404

25 **Words (Body): 3728**

26 **Words (Abstract): 298**

27 **HIGHLIGHTS**

- 28 • We have conducted a descriptive, cross-sectional study by distributing online surveys to
29 pediatricians and family physicians across Ontario to assess the impact of the COVID-19
30 pandemic on their immunization practices.
- 31 • The COVID-19 pandemic has caused a substantial decrease in in-person visits and a
32 related disruption to routine childhood immunization services during the first wave of the
33 pandemic.
- 34 • The main barriers to immunizations during the pandemic included parents' and
35 healthcare providers' concerns of contracting COVID-19, and lack of appropriate
36 personal protective equipment (PPE).
- 37 • Solutions to maintain childhood immunizations during the pandemic included assistance
38 in providing PPE to clinical practices, dedicated centers for vaccination, and parental
39 education.

40

41 **KEYWORDS**

- 42 - Immunization coverage
- 43 - COVID-19
- 44 - Health systems
- 45 - Cross-sectional survey
- 46 - Pediatrics
- 47 - Primary care and family medicine

48 **ABBREVIATIONS**

49 aOR: Adjusted Odds Ratio

50 CDC: Centers for Disease Control

51 CI: Confidence Interval

52 COVID-19: Coronavirus Disease 2019

53 GTA: Greater Toronto Area

54 HPV: Human Papillomavirus

55 IQR: Interquartile range

56 PPE: Personal Protective Equipment

57 REDCap: Research Electronic Data Capture

58 PHAC: Public Health Agency of Canada

59 US: United States

60 VPDs: Vaccine Preventable Diseases

61

62 **ACKNOWLEDGEMENT**

63 We would like to acknowledge all pediatricians and family physicians who participated in this
64 survey study. We would also like to thank Robyn Neville-Kett from the Pediatricians' Alliance
65 of Ontario and the Department of Family and Community Medicine at the University of Toronto
66 for their help with the distribution of the survey.

67

68 **FUNDING**

69 This study was supported by a Creative Professional Activity grant from the Department of
70 Paediatrics at The Hospital for Sick Children, Toronto.

71 **ABSTRACT**

72 **Background:** The COVID-19 pandemic has a worldwide impact on all health services,
73 including childhood immunizations. In Canada, there is limited data to quantify and characterize
74 this issue.

75 **Methods:** We conducted a descriptive, cross-sectional study by distributing online surveys to
76 physicians across Ontario. The survey included three sections: provider characteristics, impact of
77 COVID-19 on professional practice, and impact of COVID-19 on routine childhood
78 immunization services. Multivariable logistic regression identified factors associated with
79 modification of immunization services.

80 **Results:** A total of 475 respondents answered the survey from May 27th to July 3rd 2020,
81 including 189 family physicians and 286 pediatricians. The median proportion of in-person visits
82 reported by physicians before the pandemic was 99% and dropped to 18% during the first wave
83 of the pandemic in Ontario. In total, 175 (44.6%) of the 392 respondents who usually provide
84 vaccination to children acknowledged a negative impact caused by the pandemic on their
85 immunization services, ranging from temporary closure of their practice (n=18; 4.6%) to
86 postponement of vaccines in certain age groups (n=103; 26.3%). Pediatricians were more likely
87 to experience a negative impact on their immunization services compared to family physicians
88 (adjusted odds ratio [aOR]=2.64, 95% CI: 1.48-4.68), as well as early career physicians
89 compared to their more senior colleagues (aOR=2.69, 95% CI: 1.30-5.56), whereas physicians
90 from suburban settings were less impacted than physicians from urban settings (aOR=0.62, 95%
91 CI: 0.39-0.99). The most frequently identified barriers to immunizations during the pandemic
92 were parental concerns around COVID-19 (n=305; 77.8%), lack of personal protective

93 equipment (PPE; n=123; 31.3%) and healthcare workers' concerns of contracting COVID-19
94 (n=105; 26.8%).

95 **Conclusions:** COVID-19 has caused substantial modifications to pediatric immunization
96 services across Ontario. Strategies to mitigate barriers to immunizations during the pandemic
97 need to be implemented in order to avoid immunity gaps that could lead to an increase in vaccine
98 preventable diseases.

99

100 **BACKGROUND**

101 The coronavirus disease 2019 (COVID-19) pandemic is causing an unprecedented impact on the
102 delivery of healthcare services at all levels, including on routine childhood immunizations.¹⁻³
103 Studies from France and the Centers for Disease Control (CDC) in the United States (US) have
104 revealed declines of up to 70% in routine childhood vaccine coverage since the beginning of the
105 COVID-19 pandemic.⁴⁻⁶ Disruptions to immunizations secondary to outbreaks of infectious
106 diseases other than COVID-19 have previously resulted in increased rates of vaccine preventable
107 diseases (VPDs), highlighting the current risks to Canadian children and their communities.^{7,8}
108 Some low- and middle-income countries have also reported reduced access to mass vaccination
109 programs and an increase in cases of measles attributed to COVID-19.^{9,10} In response to the
110 pandemic, various public health and governmental institutions in Canada have recommended that
111 routine immunizations constitute an essential health service that should not be deferred.^{11,12}
112 In Canada, about half of the hospitalized children in Canada were admitted for reasons other than
113 COVID-19, which was incidentally detected.¹³ Aside from cases of multisystem inflammatory
114 syndrome in children (MIS-C) and its temporal association with COVID-19, which remains
115 poorly understood, children and young adults are generally mildly affected by the disease when
116 compared to adults.¹⁴⁻¹⁶ The indirect impacts of the COVID-19 pandemic on access to medical
117 services, including routine immunizations, represent an important burden on children's health
118 that may outweigh the burden of the infection itself.^{15,17,18}
119 In Ontario, school-based immunization of adolescents with hepatitis B vaccine (HBV), human
120 papillomavirus (HPV) vaccine and meningococcal quadrivalent vaccine is delivered by public
121 health units, but all other routine infant and childhood vaccines are most often administered in
122 primary care clinics by family physicians and pediatricians. Some of the publicly funded

123 vaccines can also be administered by pharmacists, but only for individuals older than five years
124 old.¹⁹ While there are anecdotal reports of caregivers not bringing their children to primary care
125 providers for immunizations and of clinicians that have ceased to provide these services due to
126 perceived risk of COVID-19, there are currently limited data to quantify the magnitude of this
127 issue and identify contributing factors. Furthermore, whether the COVID-19 pandemic has
128 impacted access to immunization differentially for specific groups of children is not known. The
129 scarcity of data on vaccination practices in Canada during the COVID-19 pandemic precludes
130 any specific evidence-based recommendations regarding best practices in safely maintaining
131 routine childhood immunization.^{11,12,20,21} The purpose of this study is to rapidly generate data to
132 better understand the impact of COVID-19 on physicians' immunization practices in Ontario.

133

134 **METHODS**

135 This is a descriptive cross-sectional study consisting of a self-administered online survey. The
136 survey was distributed electronically to pediatricians and family physicians across the province
137 of Ontario. Emails were initially sent to a listserv of 347 pediatricians from the Greater Toronto
138 Area (GTA) on May 27, 2020. An email was then sent on June 15, with reminders on June 22
139 and 29, to the Pediatricians Alliance of Ontario listserv, which comprises 1,313 pediatricians
140 working in Ontario, including the 347 pediatricians from the GTA listserv.²² The survey was also
141 distributed concomitantly on June 12 and 25 to family physicians using a listserv from the
142 University of Toronto Department of Family and Community Medicine, which comprises 1,983
143 family physicians throughout the GTA and beyond. After having completed the survey, the
144 respondents were given an individual link to another independent survey, where they could
145 provide their name and email address to participate in an incentive draw for one of three \$100
146 gift cards. The goal was to maximise participation and ensure adequate external validity and

147 representation from the target population.²³ Participants could decide not to opt in for the
148 incentive draw if they wished to keep their responses completely anonymous. The collected
149 emails and names were not linked with the participants' responses to maintain confidentiality.
150 Approval from The Hospital for Sick Children Research Ethics Board (REB) was obtained for
151 this study (REB 1000070361).

152

153 **Survey Instrument**

154 The survey instrument was developed with input from hospital and community-based physicians
155 from general pediatrics, infectious diseases and family medicine. The survey incorporated
156 previously published questionnaires on immunization practices of healthcare providers (HCP)
157 and studies on HCP characteristics associated with up-to-date vaccination coverage of their
158 patients.²⁴⁻²⁷ The survey was designed using Research Electronic Data Capture (REDCap)
159 software (version 10.0.4; Vanderbilt University) and distributed by email as previously
160 described.²⁸ It was pilot tested with select pediatricians and family physicians from the target
161 study population to ensure clarity of questions and instructions, ease of navigation and time for
162 completion.²⁹ The survey included three main sections: (1) HCP socio-demographic and practice
163 characteristics, (2) impact of COVID-19 on clinical practice, and (3) impact of COVID-19 on
164 immunization services.

165 Physician's characteristics collected in the first section of the survey included physician's
166 specialty (family physician, general pediatrician or pediatric subspecialist), sex (male, female or
167 prefer not to say), years in practice (<5 years, 5-20 years or >20 years) and country of medical
168 training (Canada or outside Canada). Practice characteristics collected included setting (urban,
169 suburban or rural), type of practice site (community solo practice, community group practice,

170 family health team or hospital), practice forward sortation area (defined by the three first
171 characters of the practice's postal code), proportion of patients <19 years of age (for family
172 physicians only), as well as availability of personal protective equipment (PPE) in physicians'
173 practices. These questions were selected based on previously published studies documenting
174 HCP characteristics that may be associated with adequate on-time immunization coverage of
175 their patients.^{26,27}

176 The second section of the survey aimed to quantify the impact of the COVID-19 pandemic on
177 physician's clinical practice. Respondents were asked if the pandemic caused the physical
178 closure of their practice, and if so, the specific reasons associated with closure. If their practice
179 had remained open, respondents were asked to indicate the proportion of visits conducted in-
180 person before the pandemic and during the pandemic.

181 The third section of the survey included questions aiming to assess the impact of COVID-19 on
182 the provision of immunization services. Respondents were asked to select from a list of what
183 they felt were significant barriers to their immunization services during the pandemic. The
184 survey also included questions on respondents' attitudes towards vaccines during the pandemic,
185 such as if they felt it was preferable to postpone routine childhood immunizations to limit the
186 spread of COVID-19 and risk for HCP. Answers for these questions were based on a five-point
187 Likert scale (strongly agree, agree, neutral, disagree or strongly disagree). Participants were also
188 asked if they provided vaccines to patients who were referred from other clinics, and how they
189 managed their patients who have missed immunizations due to school closures. Lastly, the
190 survey included two open-ended questions prompting respondents to describe any further
191 barriers to the delivery of immunization services, as well as ideas and solutions on how routine
192 childhood immunizations could be safely maintained during the COVID-19 pandemic.

193 Physicians who reported not administering vaccines to children or teenagers in their regular
194 practice, or family physicians who do not see children in their usual practice, were only asked the
195 questions on attitudes regarding vaccines, as well as the open-ended question about potential
196 solutions to maintain childhood immunization services. The detailed survey instrument can be
197 found in the supplementary material (Appendix 1).

198

199 **Statistical Analysis**

200 Survey responses were analysed using Microsoft Excel (Office 365, Microsoft corp.,
201 Washington, USA) and Stata version 16.1.³⁰ Socio-demographic and practice characteristics of
202 respondents were summarized using frequencies and percentages. Logistic regression was
203 performed to identify HCP-associated predictors of a negative impact from the COVID-19
204 pandemic on immunization services. A negative impact on immunization practices was reported
205 as a binary variable (impact or no impact) and defined as a modification in immunization
206 practices or complete closure of the practice of a respondent who usually provides immunization
207 to children. Covariates for the multivariable model were selected *a priori* and independent of
208 univariate analyses, based on expert opinion and previous research documenting an association
209 with on-time immunization coverage.^{26,27} Adjusted odds ratios (aOR) and 95% confidence
210 intervals (CI) were calculated, and p-values <0.05 were considered statistically significant.
211 Violin plots with medians and interquartile ranges (IQR) were generated using Python's seaborn
212 package to visualize changes in the proportion of in-person visits before versus during the
213 pandemic. In respect to respondents' qualitative input from the open-ended questions, thematic
214 content analysis was performed by the first author. Respondents' answers were clustered under

215 emerging themes, and the number of comments within each theme was reported using
216 frequencies and percentages.

217

218 **RESULTS**

219 **Participant characteristics**

220 A total of 475 responses were received from throughout Ontario, including 286 pediatricians
221 (21.8% response rate) and 189 family physicians (9.5% response rate) within a 5-week period,
222 from May 27 to July 3, 2020 (14.4% total response rate), a time frame that corresponded with the
223 first wave of COVID-19 cases in Ontario. In total, 392 respondents (83%) reported usually
224 providing vaccines to children and teenagers. In the pediatrician group, 239 (84%) were general
225 pediatricians and 47 (16%) were pediatric subspecialists. From the subspecialist group, 21
226 respondents (44%) reported usually providing routine childhood immunization. In the family
227 physician group, the vast majority reported usually seeing children as part of their practice
228 (n=183, 97%) and providing vaccines to children (n=181, 96%), with children accounting for
229 26.2% of their patients on average (standard deviation of 16.8%). With respect to PPE, a
230 majority of respondents had access to gloves (n=457, 96%), surgical masks (n=452, 95%), eye
231 protection (n=399, 84%) and gowns (n=350, 74%), and about half of respondents reported
232 having access to N95 respirators (n=220, 46%). Most respondents reported that their clinic was
233 responsible for buying PPE (n=361, 76%), with fewer respondents receiving PPE from donations
234 (n=78, 16%) or the government (n=65, 14%). All respondent characteristics are detailed in Table
235 1. A map of the province with an overview of the number of respondents by forward sortation
236 area was also created (Figure 1). Of note, the initial 102 respondents from the GTA pediatrician

237 listserv were not asked their practices' forward sortation area and are therefore not represented
238 on this map.

239

240 **Impact on physicians' practices**

241 In total, 18 respondents (4%) reported that the COVID-19 pandemic caused a temporary closure
242 of their practice, with the lack of PPE being the main reason for the closure (n=11, 61%). The
243 median proportion of in-person visits reported by family physicians was 95.5% (IQR 90.0%-
244 100.0%) before the pandemic and dropped to 12.0% (IQR 9.3%-20.0%) during the pandemic.
245 Similarly, for pediatricians, the median proportion of in-person visits was 100.0% (IQR 95.0%-
246 100.0%) before the pandemic and dropped to 25.0% (IQR 10.0%-50.0%) during the pandemic.
247 The distribution of in-person visits before and during the pandemic is displayed in Figure 2.

248

249 **Impact on physicians' immunization services**

250 In total, 175 (45%) of the 392 respondents who usually provide vaccination to children
251 acknowledged a negative impact caused by the pandemic on their immunization services,
252 including 18 respondents (5%) having closed their practice, 4 (1%) postponing all vaccines and 4
253 (1%) telling their patients to get vaccinated in another clinic. Most respondents reported only
254 providing immunizations to children of a specific age (n=103; 26%), with the majority of this
255 group continuing the vaccination of children aged 18 months and less (n=97, 94%), and
256 postponing vaccination for children aged 4-6 years old (n=79, 77%) and teenagers (n=100, 97%).
257 Fewer respondents reported only postponing specific vaccines (n=52, 13%), especially the
258 rotavirus vaccine (n=33, 63%), the influenza vaccine (n=41, 79%), and the HPV vaccine (n=44,
259 85%). Figure 3 represents the reported impact of COVID-19 on immunization practices. In total,

260 118 respondents (30%) reported providing immunizations to patients from other clinics that were
261 not offering this service anymore because of the pandemic, either frequently (n=19, 5%),
262 occasionally (n=69, 18%) or rarely (n=30, 7%). A majority of respondents (n=271, 57%)
263 reported that they did not have a system in place to keep track of their patients who may have
264 missed vaccine doses. In respect to vaccines usually given in school settings (HBV, HPV and
265 meningococcal quadrivalent vaccine), many of the survey participants reported not to provide
266 these vaccines and leaving the missed doses to the schools when they would re-open (n=111,
267 28%) or to public health clinics (n=74, 19%).

268 Most respondents were in disagreement or strong disagreement with the following statements: “I
269 feel it is safe to postpone routine childhood immunizations because current physical distancing
270 measures decrease the risk of vaccine preventable diseases” (n=430, 91%); “I feel it is preferable
271 to postpone routine childhood immunizations to limit the spread of COVID-19” (n=434, 91%);
272 and “I feel it is preferable to postpone routine childhood immunizations to limit the risk of
273 COVID-19 exposure for healthcare workers” (n=419, 88%). A majority of respondents
274 acknowledged that there were significant barriers to the delivery of immunization services
275 pertaining to the COVID-19 pandemic (n=328, 84%). The most frequently identified barriers are
276 shown in Figure 4. Figure 5 shows the PPE elements used by physicians to vaccinate
277 asymptomatic children, as well as the elements that they think would be truly necessary.

278

279 **Factors associated with decreased immunization services**

280 In the multivariate logistic regression analysis, pediatricians were more likely to report that
281 COVID-19 negatively impacted their delivery of immunizations than family physicians
282 (aOR=2.08, 95% CI 1.31-3.30), while physicians based in suburban practices were less likely to

283 report a negative impact than physicians in urban practices (aOR=0.61, 95% CI 0.39-0.97).
284 Physicians in practice for less than five years were also more likely to report impacted
285 immunization services compared to physicians in practice for 5-20 years (aOR=2.69, 95% CI
286 1.30-5.56). There was no statistically significant association between impacted immunization
287 services and either physician's sex or country of medical training. All associations, with odds
288 ratio from the univariate analysis and adjusted odds ratio from the multivariate analysis are
289 displayed in Table 2.

290

291 **Thematic content analysis of open-ended questions**

292 The first open-ended question from the survey pertained to further barriers identified by
293 respondents regarding provision of childhood immunization services during the COVID-19
294 pandemic. In total, 137 (35%) of the 392 respondents usually administering vaccines provided
295 answers to this question. The most frequently identified themes and barriers to immunizations
296 was "school closures" (n=28, 20%), followed by "vaccine supply issues" (n=21, 15%) and
297 "parental concerns" (n=20, 15%). Identified barriers from the respondents' answers are listed in
298 Table 3, with an associated representative quote. All survey respondents were also asked to
299 provide suggestions to safely maintain childhood immunizations throughout the COVID-19
300 pandemic in a second open-ended question. In total, 189 (40%) of the total 475 respondents
301 provided answers. The most frequent suggestions were: "assistance in providing personal
302 protective equipment to practices" (n=65, 34%), "reorganization of patient flow" (n=48, 25%),
303 "dedicated centers or practices for vaccination" (n=41, 22%), as well as "parental education and
304 campaigning" (n=31, 16%). Identified suggestions from the respondents' answers are listed
305 in Table 4, with an associated representative quote.

306

307 **DISCUSSION**

308 To our knowledge, this is the first study to evaluate and quantify the impact of the COVID-19
309 pandemic on childhood immunization practices in Canada and to identify the possible
310 practitioner-level predictors of this impact. Our findings can inform the implementation of
311 policies to mitigate a decrease in immunization coverage throughout future waves of the
312 COVID-19 pandemic and avoid a potential surge of VPDs later on.^{31,32}

313 The indirect impacts of the COVID-19 pandemic on access to medical services, including routine
314 immunizations, represent an important burden on children's health that may outweigh the burden
315 of the infection itself.^{15,17,18} The findings from our study highlight this reality: close to half of the
316 participating physicians reported a negative impact of the COVID-19 pandemic on their
317 immunization services, with a few HCP even postponing all of their patients' vaccines. Most
318 respondents reported that parental concerns around COVID-19 were the most significant
319 impediment to appropriate immunization coverage of children; our qualitative analysis also
320 supported this finding. This barrier should be urgently addressed, and public health units and
321 governmental bodies should invest in education campaigns for parents with a focus on vaccine
322 safety, effectiveness, and healthcare-seeking behaviors. Parents and patients should be informed
323 that measures aiming to mitigate the transmission of COVID-19 in healthcare settings have been
324 implemented. Further studies exploring how COVID-19 has influenced parents' perception of
325 vaccines are needed in order to appropriately target their concerns and limit a decrease in vaccine
326 coverage. These studies should also explore parental perspectives of COVID-19 vaccines, and
327 how this could influence their acceptance of other routine childhood immunizations.³³

328 Over a quarter of the survey's respondents mentioned providing vaccines to patients who are not
329 usually rostered to their clinic, which may suggest that the number of closed practices are under-
330 represented in our study. This finding underlines the challenges that some parents may face in
331 accessing vaccines for their children during the COVID-19 pandemic, as they have to navigate
332 the healthcare system to find clinics that remain open and would be willing to provide vaccines
333 to their children. Given that there is no central electronic repository of immunization records in
334 most Canadian provinces, having timely and precise information on patients' vaccine uptake is
335 challenging.³⁹ Accordingly, a majority of our survey's respondents acknowledged that they do
336 not have a system in place allowing them to keep track of patients that may have missed
337 immunization doses. This may introduce significant challenges in planning catch-up
338 immunization schedules in a systematic way including prioritization of specific vaccines or
339 higher risk patients. Moreover, patients seeking catch-up vaccines will add to increased volumes
340 on the healthcare system during pandemic recovery phases, which further highlights the
341 importance of maintaining up-to-date uptake of routine immunizations throughout the pandemic.
342 Practices that are closed or do not have the capacity to provide immunization services for all
343 children should therefore make sure that their patients have been referred to other practices to
344 receive their vaccines. In our study, many respondents also suggested the creation of clinics
345 specifically designed to provide vaccines to children to facilitate this process. Some public health
346 units in Ontario have successfully implemented a similar system, which may be scaled up in
347 other settings.³⁴ Most respondents also highlighted the importance of PPE to continue providing
348 vaccines safely and expressed concern about access. In the interim guidance document from the
349 Public Health Agency of Canada (PHAC) for outpatient and ambulatory care during COVID-19,
350 it is recommended that staff should wear a medical mask at all times and should strongly

351 consider the use of eye protection (e.g. face shields) when providing direct patient care.¹² This
352 recommendation is aligned with the answers that we received in our survey, in which a majority
353 of respondents reported using masks with or without eye protection to administer vaccines to
354 asymptomatic children.

355 Our study also found that the immunization services provided by pediatricians, as well as HCP
356 from urban settings and the ones who have been in practice for a shorter period of time, were
357 significantly more impacted by the pandemic. While this may inform which HCP should be
358 preferentially supported in their efforts to continue providing immunizations to children, our
359 study did not explore the possible reasons behind these findings. In Ontario, given that a
360 substantial proportion of COVID-19 cases have been diagnosed in populous cities, it is not
361 surprising that urban settings would be more impacted than suburban or rural settings.³⁵ On the
362 other hand, the reasons for preferential negative impact on pediatricians and early-career
363 physicians immunisation practice are unknown. Previous studies have found that more recently
364 graduated physicians had decreased odds of believing vaccines are efficacious and safe
365 compared to graduates from a previous 5-year period, and it is possible that some recent
366 graduates did not prioritise immunisation visits as much as their more experienced colleagues
367 did. It is also possible that early-career physicians had been redeployed to other clinical tasks
368 related to the COVID-19 pandemic more frequently than their more senior colleagues, which
369 could have impacted their immunization practices.³⁶

370 Many of our study's respondents have reported maintaining vaccines in patients aged ≤ 18
371 months, which is in keeping with PHAC recommendations to prioritize primary immunization
372 series during COVID-19.¹² Most of our study's participants have been postponing vaccines for
373 older children, including those usually given in school settings, which they would leave to the

374 schools when they would re-open. Given the occurrence of a second and third waves of the
375 pandemic in Ontario, most public health units have cancelled their school-based immunization
376 program for the 2020-2021 school year.³⁷ Public health units have therefore recommended that
377 students should instead receive these vaccines through their primary care provider. The fact that
378 healthcare providers' have reported decreased immunization practices and clinical activities
379 during the first wave of the pandemic suggests that they may not have the capacity to catch-up
380 on immunizations usually given in school settings for all of their patients. Repeated surveys of
381 healthcare providers during subsequent waves of the pandemic should be conducted, as
382 recommendations on vaccination programs from public health units and government bodies are
383 changing based on the COVID-19 epidemiological situation.

384 Our study has several limitations. First, the low response rate and the potential introduction of
385 selection bias due to the convenience sampling of respondents can limit the external validity and
386 generalizability of our study results. Additionally, practice size and the number of children seen
387 in each practice was not collected from the survey respondents, which limits the quantification of
388 the impact on vaccine coverage at a population-level. Also, while physicians represent a
389 substantial proportion of the HCP providing vaccines to children in Ontario, we have not
390 evaluated the impact on the immunization services provided by nurse practitioners, nurses, and
391 pharmacists. Lastly, in view of the cross-sectional nature of the study, we were only able to
392 capture the immunization practices of physicians within a limited timeframe and during the first
393 wave of the COVID-19 pandemic, well before vaccines against COVID-19 were available.

394

395 **CONCLUSION**

396 Our survey study reports that COVID-19 has caused substantial modifications to physicians'
397 pediatric immunization services across Ontario in the initial wave of the pandemic, which
398 suggests that there could be a cohort of under-vaccinated children at increased risk of VPDs
399 when public health measures aiming to mitigate the transmission of COVID-19 are relaxed. The
400 survey respondents have identified multiple barriers to routine childhood immunizations, with
401 parents' concerns about their children contracting COVID-19 in healthcare settings being the
402 most significant. Concerted efforts by HCP, public health units and government bodies are
403 required to ensure appropriate provision of routine childhood immunizations throughout the
404 COVID-19 pandemic, catch-up on any missed vaccines, and educate parents and caregivers
405 about the importance of maintaining vaccine coverage for their children.

406

407 **DECLARATION OF INTERESTS**

408 The authors declare that they have no known competing financial interests or personal
409 relationships that could have appeared to influence the work reported in this paper.

410

411 **REFERENCES**

- 412 1. WHO. Guiding principles for immunization activities during the COVID-19 pandemic:
413 Interim Guidance. World Health Organization; March 26th, 2020.
- 414 2. Lazzerini M, Barbi E, Apicella A, Marchetti F, Cardinale F, Trobia G. Delayed access or
415 provision of care in Italy resulting from fear of COVID-19. *Lancet Child Adolesc Health* 2020.
- 416 3. Li H, Yu G, Duan H, Fu J, Shu Q. Changes in Children's Healthcare Visits During
417 Coronavirus Disease-2019 Pandemic in Hangzhou, China. *J Pediatr* 2020; **224**: 146-9.
- 418 4. Hoffman J. Vaccine Rates Drop Dangerously as Parents Avoid Doctor's Visits. [Cited
419 2020 August 18]; Available from: [https://www.nytimes.com/2020/04/23/health/coronavirus-](https://www.nytimes.com/2020/04/23/health/coronavirus-measles-vaccines.html)
420 [measles-vaccines.html](https://www.nytimes.com/2020/04/23/health/coronavirus-measles-vaccines.html).
- 421 5. Weill A, Drouin J, Desplas D, Cuenot F, Dray-Spira R, Zureik M. Usage des
422 médicaments de ville en France durant l'épidémie de Covid-19 – point de situation après 5
423 semaines de confinement (jusqu'au 19 avril 2020). *EPIPHARE - Groupement d'intérêt*
424 *scientifique (GIS) ANSM-CNAM* 2020.
- 425 6. Santoli JM, Lindley MC, DeSilva MB, et al. Effects of the COVID-19 Pandemic on
426 Routine Pediatric Vaccine Ordering and Administration — United States, 2020. *MMWR Morb*
427 *Mortal Wkly Rep.* ePub: 8 May 2020. DOI:
428 <http://dx.doi.org/10.15585/mmwr.mm6919e2external>.
- 429 7. Suk JE, Paez Jimenez A, Kourouma M, et al. Post-Ebola Measles Outbreak in Lola,
430 Guinea, January-June 2015(1). *Emerg Infect Dis* 2016; **22**(6): 1106-8.
- 431 8. Wesseh CS, Najjemba R, Edwards JK, Owiti P, Tweya H, Bhat P. Did the Ebola
432 outbreak disrupt immunisation services? A case study from Liberia. *Public Health Action* 2017;
433 **7**(Suppl 1): S82-S7.

- 434 9. Poudel A. Measles outbreaks reported in five districts including in Kathmandu and
435 Lalitpur in last one month. [Cited 2020 August 18]; Available from:
436 [https://kathmandupost.com/national/2020/04/29/measles-outbreaks-reported-in-five-districts-](https://kathmandupost.com/national/2020/04/29/measles-outbreaks-reported-in-five-districts-including-in-kathmandu-and-lalitpur-in-last-one-month)
437 [including-in-kathmandu-and-lalitpur-in-last-one-month](https://kathmandupost.com/national/2020/04/29/measles-outbreaks-reported-in-five-districts-including-in-kathmandu-and-lalitpur-in-last-one-month).
- 438 10. Médecins Sans Frontières. Measles is a steady, silent killer among COVID-19. [Cited
439 2020 August 18]; Available from: [https://www.msf.org/measles-steady-silent-killer-among-](https://www.msf.org/measles-steady-silent-killer-among-covid-19)
440 [covid-19](https://www.msf.org/measles-steady-silent-killer-among-covid-19).
- 441 11. Canadian Pediatric Society. Stick to immunization schedule during the COVID-19
442 pandemic, paediatricians urge. [Cited 2020 August 18]; Available from:
443 <https://www.cps.ca/en/media/stick-to-immunization-schedule-during-the-covid-19-pandemic>.
- 444 12. Public Health Agency of Canada (PHAC). Interim guidance on continuity of
445 immunization programs during the COVID-19 pandemic. [Cited 2020 September 7]; Available
446 from: [https://www.canada.ca/en/public-health/services/immunization/national-advisory-](https://www.canada.ca/en/public-health/services/immunization/national-advisory-committee-on-immunization-naci/interim-guidance-immunization-programs-during-covid-19-pandemic.html)
447 [committee-on-immunization-naci/interim-guidance-immunization-programs-during-covid-19-](https://www.canada.ca/en/public-health/services/immunization/national-advisory-committee-on-immunization-naci/interim-guidance-immunization-programs-during-covid-19-pandemic.html)
448 [pandemic.html](https://www.canada.ca/en/public-health/services/immunization/national-advisory-committee-on-immunization-naci/interim-guidance-immunization-programs-during-covid-19-pandemic.html).
- 449 13. Kakkar F, Moore Hepburn C, Drouin O, Morris SK on behalf of the Canadian Paediatric
450 Surveillance Program, COVID-19 Study Team. Canadian Paediatric Surveillance Program
451 Commentary on Hospitalizations from COVID19 among children in Canada. Available from:
452 [https://www.cpsp.cps.ca/uploads/publications/CPSP_COVID-](https://www.cpsp.cps.ca/uploads/publications/CPSP_COVID-19_Commentary_September_2020.pdf)
453 [19_Commentary_September_2020.pdf](https://www.cpsp.cps.ca/uploads/publications/CPSP_COVID-19_Commentary_September_2020.pdf).
- 454 14. Feldstein LR, Rose EB, Horwitz SM, et al. Multisystem Inflammatory Syndrome in U.S.
455 Children and Adolescents. *N Engl J Med* 2020; **383**(4): 334-46.

- 456 15. Gotzinger F, Santiago-Garcia B, Noguera-Julian A, et al. COVID-19 in children and
457 adolescents in Europe: a multinational, multicentre cohort study. *Lancet Child Adolesc Health*
458 2020; **4**(9): 653-61.
- 459 16. Jiang L, Tang K, Levin M, et al. COVID-19 and multisystem inflammatory syndrome in
460 children and adolescents. *Lancet Infect Dis* 2020.
- 461 17. Ludvigsson JF. Systematic review of COVID-19 in children shows milder cases and a
462 better prognosis than adults. *Acta Paediatr* 2020; **109**(6): 1088-95.
- 463 18. Chanchlani N, Buchanan F, Gill PJ. Addressing the indirect effects of COVID-19 on the
464 health of children and young people. *CMAJ* 2020; **192**(32): E921-E7.
- 465 19. Ontario College of Pharmacists. Administering Injections. [Cited 2020 August 18];
466 Available from: https://www.ocpinfo.com/practice_resource/administering-injections/.
- 467 20. Ministry of Health of Ontario. COVID-19 Guidance: Primary Care Providers in a
468 Community Setting. [Cited 2020 August 18]; Available from:
469 [http://www.health.gov.on.ca/en/pro/programs/publichealth/coronavirus/docs/2019_primary_care](http://www.health.gov.on.ca/en/pro/programs/publichealth/coronavirus/docs/2019_primary_care_guidance.pdf)
470 [_guidance.pdf](http://www.health.gov.on.ca/en/pro/programs/publichealth/coronavirus/docs/2019_primary_care_guidance.pdf).
- 471 21. Comité sur l'Immunisation du Québec. Les activités de vaccination en période de
472 pandémie de COVID-2019. [Cited 2020 August 18]; Available from:
473 <https://www.inspq.qc.ca/publications/avis-ciq-covid-2019-2020-166>.
- 474 22. Pediatricians Alliance of Ontario. Who are our Pediatricians. [Cited 2020 August 18];
475 Available from: <https://pedsontario.com/About/Who-are-our-Pediatricians>
- 476 23. Singer E, Ye C. The Use and Effects of Incentives in Surveys. 2013; **645**(1): 112-41.
- 477 24. Cutts FT, Clauquin P, Danovaro-Holliday MC, Rhoda DA. Monitoring vaccination
478 coverage: Defining the role of surveys. *Vaccine* 2016; **34**(35): 4103-9.

- 479 25. Davis MM, McMahon SR, Santoli JM, Schwartz B, Clark SJ. A national survey of
480 physician practices regarding influenza vaccine. *J Gen Intern Med* 2002; **17**(9): 670-6.
- 481 26. Guttman A, Manuel D, Dick PT, To T, Lam K, Stukel TA. Volume matters: physician
482 practice characteristics and immunization coverage among young children insured through a
483 universal health plan. *Pediatrics* 2006; **117**(3): 595-602.
- 484 27. Wilson SE, Chung H, Schwartz KL, et al. Rotavirus vaccine coverage and factors
485 associated with uptake using linked data: Ontario, Canada. *PLoS One* 2018; **13**(2): e0192809.
- 486 28. Harris PA, Taylor R, Minor BL, et al. The REDCap consortium: Building an
487 international community of software platform partners. *J Biomed Inform* 2019; **95**: 103208.
- 488 29. Dillman DA SJ, Christian LM. . Internet, mail, and mixed-mode surveys: the tailored
489 design method. Fourth ed. New Jersey: John Wiley & Sons; 2014.
- 490 30. StataCorp. 2019. Stata Statistical Software: Release 16. College Station, TX: StataCorp
491 LLC.
- 492 31. Vogel L. Is Canada ready for the second wave of COVID-19? 2020; **192**(24): E664-E5.
- 493 32. Government of Canada. Coronavirus disease 2019 (COVID-19): Epidemiology update.
494 [Cited 2020 October 10]; Available from: [https://health-infobase.canada.ca/covid-
495 19/epidemiological-summary-covid-19-cases.html](https://health-infobase.canada.ca/covid-19/epidemiological-summary-covid-19-cases.html).
- 496 33. Mello MM, Silverman RD, Omer SB. Ensuring Uptake of Vaccines against SARS-CoV-
497 2. *N Engl J Med* 2020.
- 498 34. Children Hospital of Eastern Ontario. Kids Come First starts immunization clinic for
499 children. [Cited 2020 September 18]; Available from: [https://www.cheo.on.ca/en/news/kids-
500 come-first-starts-immunization-clinic-for-children.aspx](https://www.cheo.on.ca/en/news/kids-come-first-starts-immunization-clinic-for-children.aspx).

501 35. Public Health Ontario. Ontario COVID-19 Data Tool. [Cited 2020 September 7];

502 Available from: <https://www.publichealthontario.ca/en/data-and-analysis/infectious->

503 [disease/covid-19-data-surveillance/covid-19-data-tool](https://www.publichealthontario.ca/en/data-and-analysis/infectious-disease/covid-19-data-surveillance/covid-19-data-tool).

504 36. Coughlan C, Nafde C, Khodatars S, et al. COVID-19: lessons for junior doctors

505 redeployed to critical care. *Postgrad Med J* 2020.

506 37. Toronto Public Health (City of Toronto). Report Student Immunization. [Cited 2021 May

507 3]; Available from: <https://www.toronto.ca/community-people/health-wellness-care/health->

508 [programs-advice/immunization/get-immunized-children-youth/report-student-immunization/](https://www.toronto.ca/community-people/health-wellness-care/health-programs-advice/immunization/get-immunized-children-youth/report-student-immunization/).

509

510

511
512

Table 1: Characteristics of respondents

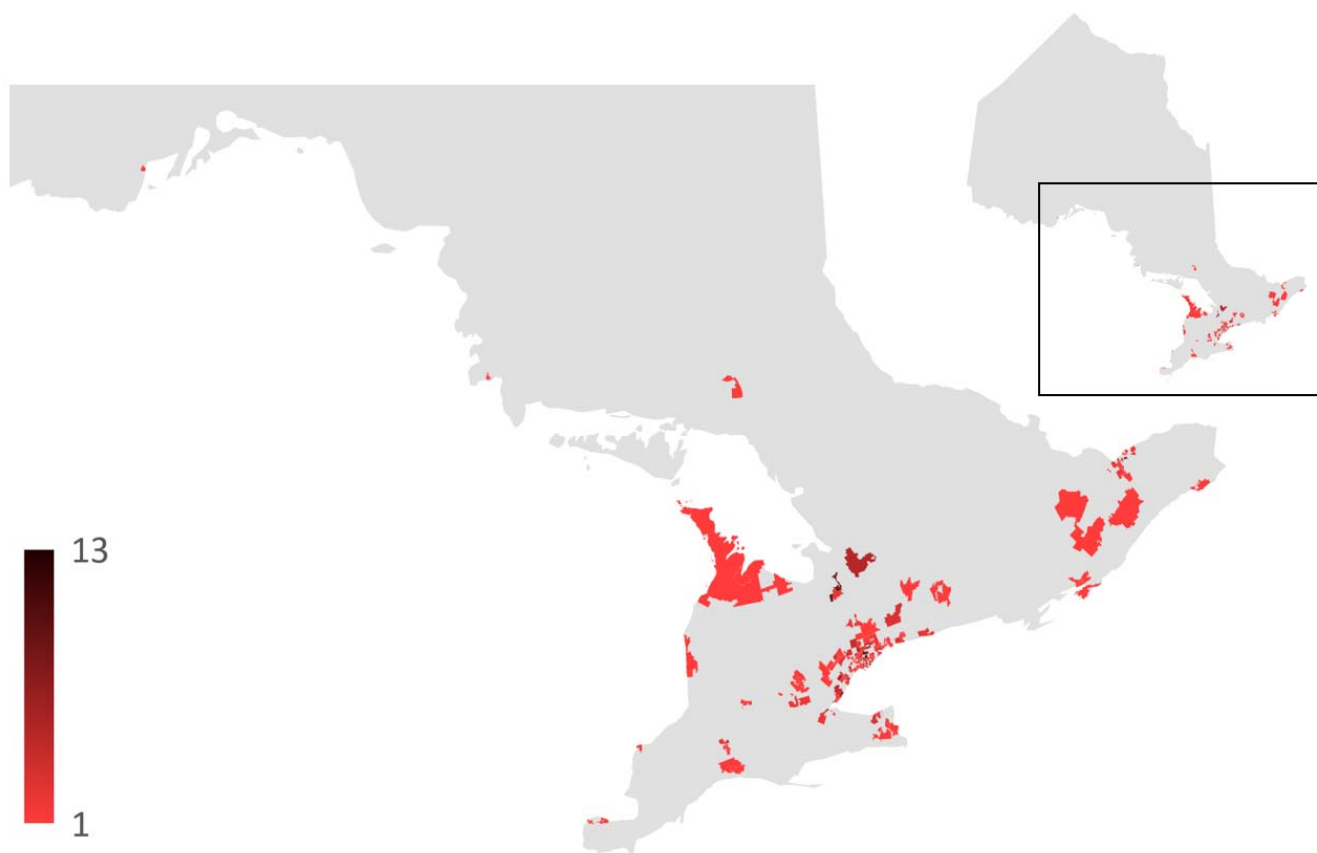
Specialty	Total	Pediatricians	Family physicians
	[n, (%)]	[n, (%)]	[n, (%)]
	475 (100)	286 (60)	189 (40)
Subspecialty			
Family physician	186 (39)	-	186 (98)
Emergency physician	3 (1)	-	3 (2)
General pediatrician	239 (50)	239 (94)	-
Pediatric subspecialist	47 (10)	47 (16)	-
Number of years into practice			
Less than 5 years	55 (12)	35 (12)	20 (11)
5 – 20 years	209 (44)	119 (42)	90 (48)
More than 20 years	211 (44)	132 (46)	79 (42)
Place of medical training			
Canada	334 (70)	166 (58)	168 (89)
Outside Canada	141 (30)	120 (42)	21 (11)
Sex			
Female	304 (64)	172 (60)	132 (70)
Male	168 (35)	111 (39)	57 (30)
Prefer not to say	3 (1)	3 (1)	0
Setting of practice			
Urban	313 (66)	187 (65)	126 (67)
Suburban	145 (31)	91 (32)	54 (28)
Rural or remote	17 (3)	8 (3)	9 (5)
Type of practice site			
Community solo practice	114 (24)	100 (35)	14 (7)
Community group practice	208 (44)	129 (45)	79 (42)
Academic practice (Family Health teams, etc.)	98 (21)	6 (2)	92 (49)
Hospital	55 (11)	51 (18)	4 (2)
Seeing children in practice			
Yes	-	-	183 (97)
No	-	-	5 (3)
Usually providing vaccines			
Yes	392 (83)	211 (74)	181 (96)
No	83 (17)	75 (26)	8 (4)

513
514

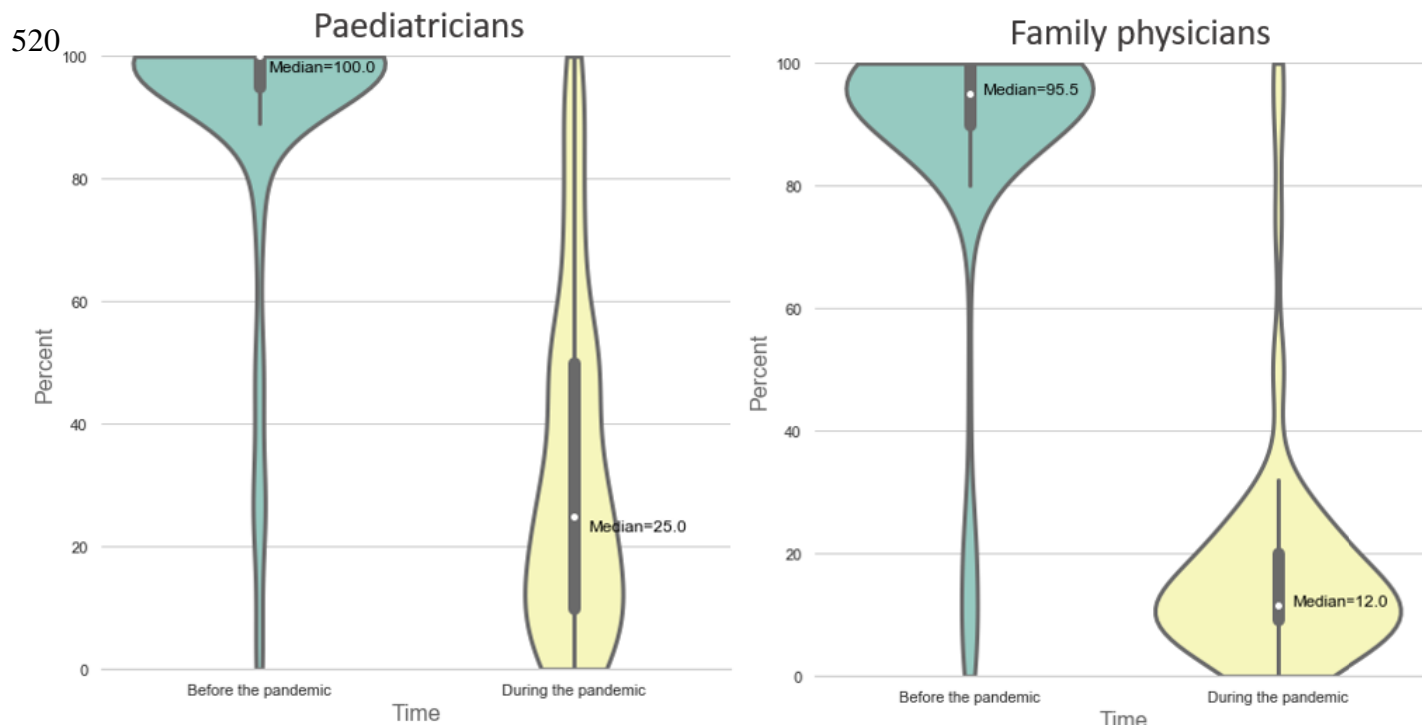
515

Figure 1: Number of survey respondents by forward sortation area

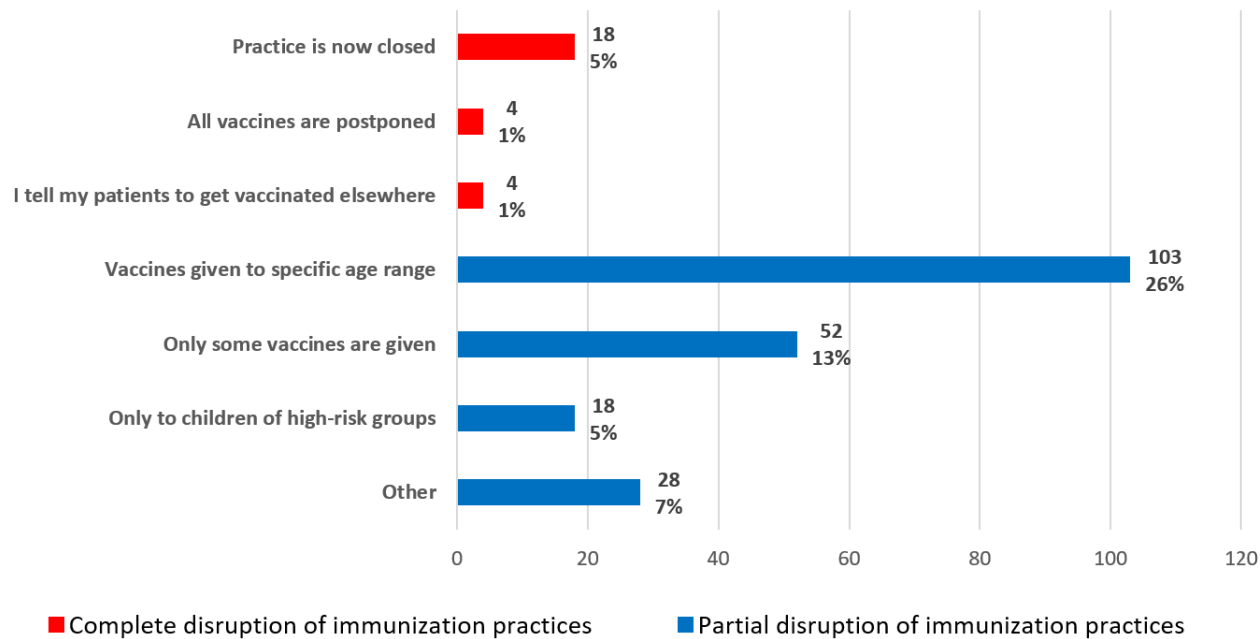
516



517 **Figure 2: Violin plots of the proportion of in-person visits (%) before and during the**
518 **pandemic for pediatricians and family physicians**
519



521 **Figure 3: Bar chart representing the impact of COVID-19 on physicians' immunization**
522 **services for children**

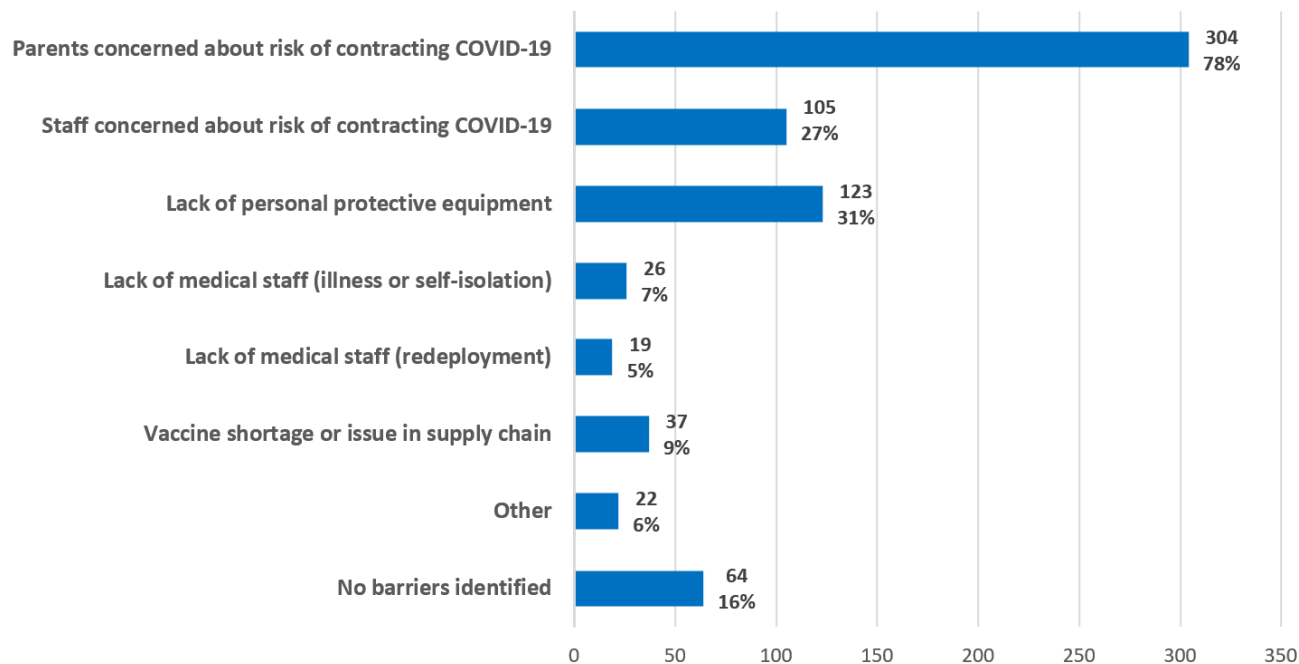


523

524 NB percentages are based on physicians who usually provide vaccines to children (n=392)

525

526 **Figure 4: Bar chart representing the identified barriers to childhood routine immunization**
527 **during the COVID-19 pandemic**



528

529 NB percentages are based on physicians who usually provide vaccines to children (n=392)

530 **Table 2: Multivariable logistic regression of practitioner-level predictors of overall**
 531 **COVID-19 negative impact* on routine childhood immunization services**
 532

Characteristics	Univariate analysis		Multivariate analysis	
	OR (95% CI)	p-value	aOR (95% CI)	p-value
Specialty				
Family physician	ref	---	ref	---
Pediatrician	1.73 (1.16-2.60)	0.008	2.08 (1.31-3.30)	0.002
Site of primary practice				
Community solo practice	ref	---	---	---
Community group practice	0.91 (0.56-1.48)	0.714	---	---
Academic practice (Family health team)	0.90 (0.51-1.60)	0.726	---	---
Hospital	0.98 (0.28-3.42)	0.973	---	---
Years of practice				
<5 years	2.53 (1.24-5.16)	0.011	2.69 (1.30-5.56)	0.008
5-20 years	ref	---	ref	---
>20 years	0.89 (0.58-1.36)	0.589	0.75 (0.47-1.18)	0.208
Physician's sex				
Female	ref	---	ref	---
Male	1.06 (0.69-1.63)	0.796	1.25 (0.80-1.97)	0.327
Country of medical training				
Canada	ref	---	ref	---
Outside Canada	1.06 (0.69-1.63)	0.796	0.72 (0.44-1.18)	0.192
Setting of primary practice				
Urban	ref	---	ref	---
Suburban	0.65 (0.42-1.01)	0.055	0.61 (0.39-0.97)	0.037
Rural or remote	0.78 (0.24-2.53)	0.682	1.10 (0.33-3.68)	0.873
Practice in GTA				
No	ref	---	---	---
Yes	1.25 (0.83-1.89)	0.283	---	---

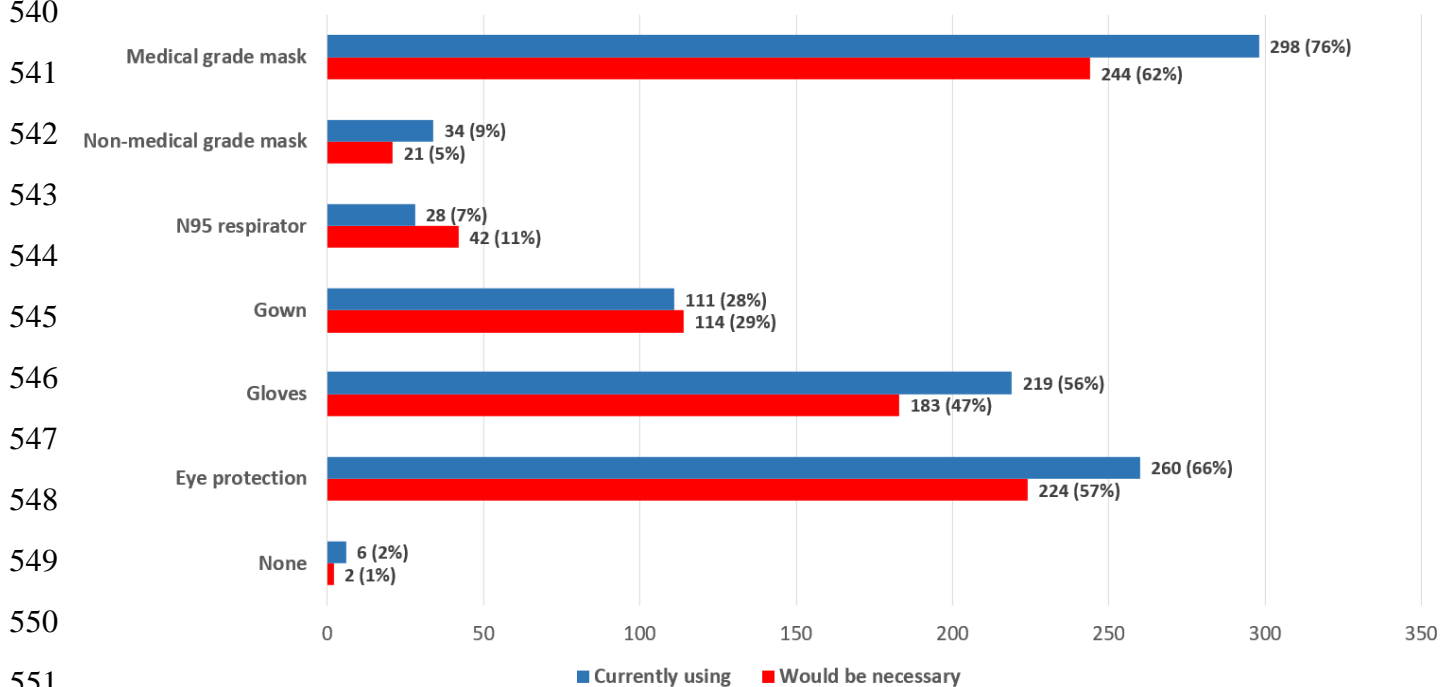
533
 534 *Impact defined as a modification in physicians' immunization practices or complete closure of the practice.

535 Responses of two physicians (0.5%) were excluded from the regression analyses due to missing data points.

536

537

538 **Figure 5: Bar chart representing the PPE elements currently used by HCP for vaccination**
539 **of asymptomatic children, and which elements they think would be necessary**
540



551
552 NB percentages are based on physicians who usually provide vaccines to children (n=392)
553

554 **Table 3: Barriers and impact to routine childhood immunization from respondents'**
 555 **qualitative input**

Barriers to immunizations	Number of related comments [n, (%)]	Illustrative comments
School closures	28 (20)*	School immunizations are impossible to keep up as no contact with public health about what is missed or started. Plus we do not have those immunizations in the office.
Vaccine supply issue	21 (15)	It has brought the fragmentation of our system to the forefront- e.g. we have continued, schools haven't, families are confused. Public health reduced our vaccine quantities even though we maintained full service. This was an unnecessary barrier we had to expend time and energy to overcome.
Parental concerns	20 (15)	Government puts such a fear into people of COVID-19 that parents can't see beyond one illness at present.
Lack of PPE	17 (13)	Initially had minimal to no PPE with closure of clinic to virtual visits only, eventually bought PPE to offer immunizations prioritizing 18 months under.
Significant delays for older children	16 (12)	We aren't able to bring in the older kids because we want to keep the office clean and safe for the newborns and infants. We have made this a priority because our group recognizes how important it is to vaccinate these children.
Reduced office hours	14 (10)	Immunization may be delayed because parents do not want to come to the clinic and because I have limited the hours in my clinic
Unpreparedness	14 (10)	At the start of the pandemic we didn't have a set way to deal with patients but as things evolved, we now have a smoother system.
Lack of support (Government, public health, etc.)	11 (8)	I do not feel the government has supported physicians at all. As well public health continues to send the important message to families about vaccinating children yet they are not supporting offices either with respect to PPE or even stepping up to provide vaccines to older children (ages 4-6) or the grade 7 cohort.
Visits taking longer	10 (7)	It takes me about 30-45 min per visit, because I disinfect the room between patients and have parents wait in the car.
Lack of public awareness / knowledge	7 (5)	PPE and staff safety are the major concerns, as well as lack of education for parents regarding immunization and COVID 19 risks.
Concerns for staff safety	7 (5)	Postponement may occasionally be necessary to protect me and staff if enquiry indicates that the parent(s), the patient, or house-hold members carry a risk of having Covid19 infection.
Practices' closure	6 (4)	Our government agencies and medical associations were very slow from the start making it clear that many pediatric offices remained open and that immunizations were still important. Many GP offices in our community were shut down and remain so. There was a local assumption by many that we were as well.
Total number of comments	137 (35)**	

556
 557 *Percentages were calculated based on number of free text comments received for this question.
 558 **Percentage was calculated based on the number of respondents who usually provide vaccines for children
 559 and were presented with this question

560
 561

562 **Table 4: Suggestions from respondents to safely maintain immunization coverage for**
 563 **children throughout the COVID-19 pandemic**

Possible solutions	Number of related comments [n, (%)]	Illustrative comments
Assistance in providing PPE to practices	65 (34)*	I have written letters to local businesses, the government and the OMA requesting assistance with obtaining PPE and have received no assistance or replies. Our clinic is supporting several other clinics in the area by providing pediatric care for their patients when other offices close. Without PPE, our office will also have to close.
Reorganising patient flow	48 (25)	One parent per child. Parents are called the previous day by me and I go through the child's development and answer all their questions. The following day is then only for the actual vaccination. It works about 85% of the time.
Dedicated centers or practices for vaccination	41 (22)	Trying to establish a community hospital site for routine vaccinations to make sure that primary care providers with closed offices have a simple alternative. I would love to see all childhood immunizations given at a centralized location and NOT in pediatrician's offices.
Education campaigns targeting parents	31 (16)	The phone calls really help. We actively call parents and explain our precautions, and that we feel strongly that immunization should not be delayed.
Patient screenings	28 (15)	The patients appreciate when we screen them over the phone and go through the protocol used, bring reassurance that we are taking the appropriate measures.
Centralized guidance	14 (7)	Better guidance from groups like the CPS which has been virtually completely lacking during this pandemic. In addition, guidance for the next wave of COVID-19, and for the next pandemic, both of which will come.
Masking of patients and parents	12 (6)	Mom and dads must be masked when they come in, distancing, plexiglass at our reception.
Vaccines given outside of practices (e.g. drive-thru)	9 (5)	We offer vaccine administration in the parking lot where they can wait in their car after the shot to ensure no reaction. This option is appealing to most parents.
Subsidies for practices	7 (4)	We should reimburse pediatricians offices for the extra time and cost encountered by them to provide such service. I suggest adding Covid surcharge in amount of 30% to all immunization related visits
Ensure adequate vaccine supply	7 (4)	A centralized provincial clearinghouse for ordering vaccines and mailing of vaccines directly to our offices would decrease likelihood of shortages and delays in vaccine administration.
Simplify vaccine schedule	6 (3)	Give varicella and Pediacel during the same visit for 15-18 months old instead of 2 separate office visits. Give the 4-6 year-old vaccines at the same time as flu vaccine.
Centralized immunization record	4 (2)	Centralize the immunization data (should have already been done years ago, would be really helpful about now), so everybody knows accurately where they stand re: vaccines. Nobody should have to call a doctor's office to "find out" if their vaccines are up to date.
Total number of comments	189 (40)**	

564

565 *Percentages were calculated based on number of free text comments received for this question.

566 **Percentage was calculated based on the total of survey respondents.

567