

1 **Impaired everyday executive functions and cognitive strategy use on the**  
2 **Weekly Calendar Planning Activity in individuals with stroke undergoing**  
3 **acute inpatient rehabilitation**

4  
5  
6 Abhishek Jaywant, Ph.D.<sup>1,2,3</sup>, Catherine Arora, Ph.D.<sup>4</sup>, Alexis Lussier MS, OTR/L<sup>4</sup>, Joan Toglia,  
7 OTR Ph.D.<sup>2,3,4</sup>

8  
9 <sup>1</sup>Department of Psychiatry, Weill Cornell Medicine, New York NY, United States

10 <sup>2</sup>Department of Rehabilitation Medicine, Weill Cornell Medicine, New York NY, United States

11 <sup>3</sup>NewYork-Presbyterian Hospital/Weill Cornell Medical Center, New York NY, United States

12 <sup>4</sup>School of Health and Natural Science, Mercy College, Dobbs Ferry NY, United States

13

14 **Correspondence:**

15 Joan Toglia, OTR PhD

16 [jtoglia@mercy.edu](mailto:jtoglia@mercy.edu)

17

18

19 **Abstract:** Executive dysfunction is common in stroke patients undergoing acute inpatient  
20 rehabilitation. However, comprehensive neuropsychological evaluation of executive functions is  
21 often not feasible in this setting. Objective, standardized, and performance-based measures of  
22 cognitively-based instrumental activities of daily living (C-IADL) can capture everyday  
23 executive functions and inform rehabilitation planning and interventions. The goal of this study  
24 was to compare performance of individuals with stroke to healthy age-matched adults in  
25 performance on the 10-item Weekly Calendar Planning Activity (WCPA). 77 stroke inpatients  
26 undergoing rehabilitation and 77 healthy control participants completed the WCPA, a C-IADL  
27 measure involving scheduling appointments that requires planning, working memory, shifting,  
28 and inhibitory control. Compared to the control group, stroke patients had significantly worse  
29 accuracy, made more errors, used fewer cognitive strategies, followed fewer rules, took more  
30 time to complete the task, and were less efficient. 83% of stroke patients were less accurate than  
31 predicted by their age, and 64% used less strategies than their age prediction. Among 28  
32 participants who screened as having “normal” cognitive function on the Montreal Cognitive  
33 Assessment, the majority had deficits on the WCPA. Our results indicate that the WCPA is  
34 sensitive to executive dysfunction in stroke patients undergoing acute inpatient rehabilitation and  
35 underscores deficits in C-IADL accuracy, efficiency, and strategy use at this stage of stroke  
36 recovery. The WCPA may be a useful measure to ascertain executive dysfunction and to  
37 incorporate in cognitive rehabilitation.

38

39 **Keywords:** Neurorehabilitation; Executive Functioning; Activities of Daily Living;

40 Cerebrovascular Disease; Neuropsychology

## 41 Introduction

42 Cognitive impairments are common following stroke and contribute to limitations in daily  
43 activities and poor functional outcomes. Cognitive deficits are observed in approximately half of  
44 stroke survivors in the acute period (<1 month) post-stroke and persist long-term (1).  
45 Impairments in executive functions are especially common in the acute inpatient rehabilitation  
46 setting and associated with worse functional gain and greater limitations in activities of daily  
47 living after discharge (2–4).

48  
49 Although neuropsychological testing remains the gold standard for assessing cognition at the  
50 impairment level, comprehensive neuropsychological evaluation is not always feasible in the  
51 acute inpatient rehabilitation setting. Functional cognitive assessments that objectively assess  
52 performance in cognitively-based instrumental activities of daily (C-IADL)— such as organizing  
53 a schedule, paying bills, or managing medications—can serve as a valuable complement to  
54 impairment-based evaluation of cognition. Performance-based and functionally relevant C-IADL  
55 measures typically have strong ecological validity and provide the patient and the examiner with  
56 perspective into the patient’s executive skills in a functional context, which are especially  
57 relevant in rehabilitation and to independent functioning (5). C-IADL measures can be  
58 particularly valuable in the acute inpatient rehabilitation setting for developing tailored cognitive  
59 rehabilitation interventions (6,7). C-IADL measures are known to add sensitivity to detecting  
60 executive dysfunction that is not captured by impairment-based cognitive tests (8,9).

61  
62 The Weekly Calendar Activity (WCPA) (10,11) is an objective, standardized, and validated  
63 performance-based measure of C-IADL that assesses multiple aspects of a person’s executive  
64 skills in a functional, ecologically-valid context. The WCPA requires working memory,  
65 planning, shifting, inhibition, and self-monitoring to complete. It also assesses a person’s  
66 cognitive strategy use in facilitating efficient performance.

67 The standard 17-item version of the WCPA differentiates between healthy controls and a wide  
68 range of populations with executive dysfunction including those with multiple sclerosis (12),  
69 mild cognitive impairment (13), attention-deficit hyperactivity disorder (14), pediatric acquired  
70 brain injury (15), and epilepsy (16). It is responsive to change in executive functions in  
71 individuals with schizophrenia undergoing a metacognitive cognitive rehabilitation program  
72 (17). Whether the WCPA can differentiate between healthy adults and individuals with stroke in  
73 evaluating executive dysfunction after stroke, and specifically in the inpatient rehabilitation  
74 setting with the shorter 10-item version, has to date not been established. Given that the WCPA  
75 relies on planning, working memory shifting, and inhibition—abilities that are frequently  
76 impaired post-stroke (18,19)— the WCPA may be sensitive to C-IADL deficits and differentiate  
77 patients from age-matched healthy adults in the acute inpatient rehabilitation setting.

78  
79 The goal of this study was to compare individuals with stroke to healthy age-matched adults in  
80 performance on the 10-item short-form/inpatient version of the WCPA. We hypothesized that  
81 relative to the healthy control group, individuals with stroke would have lower percentage  
82 accuracy of appointments entered, and a lower number of strategies used, which are the primary  
83 outcomes of executive function/C-IADL and cognitive strategy use respectively on the WCPA.  
84 We also hypothesized that compared to healthy participants, stroke patients would spend less  
85 time planning, take longer to complete the task, follow fewer rules correctly, and use fewer

86 cognitive strategies. We predicted that WCPA performance would be correlated only modestly  
87 with an impairment-level measure of cognition, given that there is only partial overlap between  
88 impairment-based and C-IADL measures of cognition (8). Finally, we explored whether the  
89 WCPA would be sensitive to executive dysfunction in individuals who screened as having  
90 normal cognitive functioning.  
91

## 92 **Methods and Materials**

93 *Participants.* N=77 individuals with stroke and N=77 healthy age matched controls from a larger  
94 existing normative database were included in this study. Stroke patients were all undergoing  
95 acute inpatient rehabilitation on a 22-bed general rehabilitation unit at a large, urban academic  
96 medical center. Inclusion criteria were the same as for admission to the inpatient rehabilitation  
97 unit: medically stable for rehabilitation, ability to tolerate three hours of rehabilitation therapy  
98 daily, and reasonable expectation for functional gain. The 10-item WCPA was administered as  
99 part of standard of care on the inpatient rehabilitation unit by Occupational Therapists for  
100 persons who were alert, oriented, able to attend for at least 20 minutes, able to read and write  
101 legibly in English, follow two-step commands, and were cognitively independent in basic self-  
102 care activities of daily living (ADL). Exclusion criteria included those who would not be  
103 typically given the WCPA during ordinary care such as those with dementia, severe cognitive  
104 impairment, language or visual deficits, or required cognitive assistance for basic self-care  
105 activities. People with limited English proficiency were also excluded as the test materials were  
106 only available in English. All study procedures were approved by the Weill Cornell Medicine  
107 Institutional Review Board.  
108

109 Healthy control participants were obtained from an existing normative database. Participants  
110 were recruited via snowballing techniques by graduate occupational therapy students from the  
111 greater New York City area. Inclusion criteria were those who were living independently in the  
112 community, and for participants age over 65, a score >24 on the Montreal Cognitive Assessment.  
113 Exclusion criteria were reported past history of a neurological condition, attention-deficit  
114 hyperactivity disorder, history of hospitalization for a psychiatric disorder, or inability to read or  
115 write in English. Collection of normative data from healthy controls was granted exemption by  
116 the Mercy College Institutional Review Board (IRB), because data were recorded such that  
117 participants could not be identified. An oral consent script was read aloud, and a written copy of  
118 the script was provided to each participant.  
119

### 120 *Measures.*

121 Weekly Calendar Planning Activity. The WCPA is an objective, performance-based C-IADL  
122 measure of working memory, planning, shifting, inhibition, and self-monitoring. It has  
123 demonstrated validity, reliability, and sensitivity to executive dysfunction and sensitivity to  
124 change (7,10,11,20). The WCPA requires the examinee to input a series of appointments into a  
125 mock weekly calendar/schedule while following a set of specific rules and guidelines (Figure 1).  
126 Appointments are either fixed at a certain date/time or flexible, and at times conflict, which  
127 requires the examinee to plan an efficient approach. The examinee has to keep track of multiple  
128 rules (e.g., cannot enter appointments on a certain day, cannot cross off items once entered) in  
129 working memory while shifting between the appointment sheet, calendar, and instructions sheets.

130 The examiner periodically attempts to distract the examinee with pre-specified questions, which  
131 the examinee has to inhibit. The examiner observes the examinee and records specific strategies  
132 that he or she uses; the examinee also reports to the examiner at the end of the task any  
133 additional strategies that he or she employed in a post-task interview.

134  
135 [Insert Figure 1 about here]  
136

137 In this study, we used the 10-appointment version of the WCPA. The WCPA-10 has the same  
138 ratio of fixed and variable appointments (3/7 or 70%) as the WCPA-17, but there are only 10  
139 appointments to enter as opposed to 17. The main outcome measure was the percent of  
140 appointments entered correctly out of 10 (Percent Accuracy). We also calculated Planning Time  
141 (time in seconds from the start of the task to entering the first appointment), Time to Completion,  
142 Efficiency Score (time in seconds / weighted accuracy), Total Errors, the number of Rules  
143 Followed correctly out of 5, and Total Strategies (combination of those observed by the  
144 examiner and self-reported by the examinee). A lower efficiency score indicates that the client  
145 obtained higher accuracy in less time. Efficiency scores were not calculated for those with  
146 accuracy scores of 3 or below. Based on the standard WCPA record form, we also documented  
147 for each participant whether or not they used one of several different cognitive strategies.

148  
149 Montreal Cognitive Assessment (MoCA): The MoCA (21) is a 30-item screening measure for  
150 general cognitive impairment that is administered on admission as standard of care to all stroke  
151 patients on our acute inpatient rehabilitation unit. The MoCA assesses visuospatial/executive  
152 skills, naming, attention, language, abstraction, delayed recall, and orientation. Lower scores  
153 indicate greater cognitive impairment. The MoCA has demonstrated validity and clinical utility  
154 in inpatient stroke rehabilitation (22), and is closely associated with impairments assessed using  
155 neuropsychological tests (2).

156  
157 *Statistical Analysis.* We used one way analysis of variance (ANOVA) and chi-square tests to  
158 evaluate group differences in demographic and clinical variables. We used one-way ANOVAs to  
159 evaluate group differences on each of the outcome measures, Percent Accuracy, Planning Time,  
160 Time to Completion, Efficiency Score, Total Strategies, Total Errors, Rules Followed, and Total  
161 Strategies. For cognitive strategies that were commonly used by the healthy control group (at  
162 least n=20 [25%] of the control group used), we compared the frequency of use by individuals  
163 with stroke to healthy control participants using chi-square tests.

164  
165 We next sought to evaluate individual differences in the performance of stroke participants  
166 relative to the healthy control group, correcting for demographic factors. We first used Spearman  
167 rank-order correlations to evaluate in the healthy control group the association between age,  
168 education, and gender and Percent Accuracy (as a measure of overall executive skills) and Total  
169 Strategies (as a measure of cognitive strategy use). We then used demographic-corrected  
170 regression equations—including predictors that exhibited significant correlations with Percent  
171 Accuracy and Total Strategies—to obtain the demographic-predicted score for each stroke  
172 participant. We subsequently subtracted each participant's demographic-predicted score from his  
173 or her obtained score to obtain the residual demographic-corrected score. We reported the  
174 frequencies of these residual scores for the entire sample, and for those patients who scored in  
175 the normal range on the MoCA (25 or greater /30), the latter in order to explore the clinical

176 utility of the WCPA in individuals with stroke who screen as having normal cognitive  
177 functioning.

178

## 179 **Results**

180

181 *Demographics and clinical characteristics.* There were no group differences in age, gender, or  
182 education (Table 1). There was a significant difference in race/ethnicity between groups. Both  
183 groups had similar percentages of Caucasian participants, while a greater percentage of Black  
184 participants and a smaller percentage of Hispanic participants were observed in the stroke group.  
185 Stroke participants had significantly lower MoCA scores than the healthy control group.

186

187 [Insert Table 1 about here]

188

189 *Performance on the WCPA.* On average, the WCPA took approximately 12 minutes for stroke  
190 participants to complete. Using one-way ANOVAs, relative to control participants, stroke  
191 patients had significantly worse Percent Accuracy, Total Strategies, Time to Completion,  
192 Efficiency Score, Rules Followed, and Total Errors (Table 2). Stroke patients and control  
193 participants did not differ in WCPA Planning Time.

194

195 [Insert Table 2 about here]

196

197 The number of strategies used was significantly related to the percentage of accurate  
198 appointments on the WCPA ( $r=.37$ ,  $p<.001$ ). The following strategies were used by at least  $n=20$   
199 (25%) of the healthy control group: repeats keywords or instructions out loud; uses finger;  
200 crosses off, checks off, or highlights appointments entered; enters fixed appointments first and  
201 then flexible appointments; self-checks; talks out loud about strategy or plan; and pauses and  
202 rereads. Individuals with stroke less frequently used their finger, crossed/checked/highlighted  
203 appointments, entered fixed appointments first and then flexible appointments, and self-checked  
204 (Figure 2; all  $X^2 > 6.9$ ,  $p$ 's  $<.03$ ). There was no group difference in frequency of repeating  
205 keywords/instructions out loud, or in frequency of pausing and rereading.

206

207 [Insert Figure 2 about here]

208

209 *Correlation with Cognitive Impairment.* Performance on the MoCA was modestly but  
210 significantly correlated with Percent Accuracy ( $r_s=.36$ ,  $p<.001$ ), Rules Followed ( $r_s=.26$ ,  $p=.004$ ),  
211 and Total Strategies ( $r_s=.31$ ,  $p=.001$ ), and Efficiency Score ( $r_s=-.29$ ,  $p=.004$ ). MoCA score was  
212 not correlated with Time to Completion ( $r_s=-.15$ ,  $p=.11$ ) or Planning Time ( $r_s=-.04$ ,  $p=.71$ ).

213

214 *Individual Differences in Performance in Stroke Participants Relative to Control Group after*  
215 *Demographic Correction.* In the healthy control group, Percent Accuracy correlated significantly  
216 with age ( $r_s = -.39$ ,  $p<.001$ ) but not education ( $r_s = .15$ ,  $p=.22$ ). Similarly, Total Strategies  
217 correlated significantly with age ( $r_s = -.52$ ,  $p <.001$ ) but not education ( $r_s = .19$ ,  $p = .12$ ). We thus  
218 computed regression equations predicting Percent Accuracy and Total Strategies from age. The  
219 relationship between Percent Accuracy and age was modeled by  $y = 106.67 + (-.54)*(age)$ , and  
220 the relationship between Total Strategies and age was modeled by  $y = 10.52 + (-.08)*(age)$ .

221 Using these equations, we calculated each stroke participant's age-predicted Percent Accuracy  
222 score and Total Strategies score, and subtracted these values from their obtained scores.

223  
224 Results are displayed as box plots (median and interquartile range) in Figure 3, with negative  
225 values indicating performance worse than would be expected by age. As a group, stroke  
226 participants had a median Percent Accuracy 19.1% lower than would be predicted by age (range  
227 = 79.4% lower to 27.9% higher). 64/77 (83.1%) stroke participants were less accurate on the  
228 WCPA than their age prediction. Similarly, stroke participants as a group had a median Total  
229 Strategies 1.6 lower than would be predicted by age (range = 7 lower to 6 higher). 55/74 (74%)  
230 stroke participants used fewer strategies than their age prediction; three stroke participants were  
231 missing data on strategy use.

232  
233 [Insert Figure 3 about here]

234  
235 We then explored individual differences in performance (Percent Accuracy and Total Strategies)  
236 using the regression-predicted and age-corrected procedure above, but in stroke participants who  
237 scored within normal limits (25/30 or higher) on the MoCA (Figure 4). Such participants would  
238 be classified clinically as having "normal" cognitive functioning based on standard of care  
239 cognitive screening on our inpatient rehabilitation unit. 28 individuals in our sample scored  
240 within normal limits on the MoCA. Within this subgroup, median Percent Accuracy was 11.2%  
241 lower than age prediction (range: 61.8% lower to 27.9% higher). 23/28 stroke participants  
242 (82.1%) performed below their age-predicted score in Percent Accuracy. Within this subgroup,  
243 median Total Strategies was 1.32 lower than predicted by age (range: 4.8 lower to 6 higher).  
244 20/27 stroke participants (74.1%; 1 individual with missing data) performed below their age-  
245 predicted score in Total Strategies.

246  
247 [Insert Figure 4 about here]

## 248 249 **Discussion**

250  
251 The main findings of this study are that (1) a standardized, objective, and performance-based  
252 measure of C-IADL and everyday executive functions, the WCPA, is feasible, quick to  
253 administer, and sensitive to executive dysfunction in individuals with stroke undergoing inpatient  
254 rehabilitation; (2) the WCPA is also sensitive to identifying poor cognitive strategy use by stroke  
255 patients relative to healthy control participants; (3) at an individual level, the majority of stroke  
256 patients score below their age-predicted performance on the WCPA, including overall accuracy  
257 and total strategies used; and (4) performance on the WCPA correlates only modestly with an  
258 impairment-based screening measure of cognition (MoCA) and identifies deficits in patients who  
259 would be deemed to have "normal" cognition based on the MoCA.

260  
261 The WCPA differentiated individuals with stroke from healthy control participants on multiple  
262 aspects of performance and identified performance deficits that can be easily missed within a  
263 structured inpatient rehabilitation setting. Specifically, relative to the control group, our sample  
264 of stroke patients had significantly lower accuracy, followed fewer rules, made a greater number  
265 of errors, were less efficient, and took longer to complete the WCPA. Findings suggest that the  
266 WCPA is sensitive to stroke-related deficits in working memory, processing speed, error  
267 monitoring and resolution, and shifting/inhibition. These performance deficits are consistent with

268 the known executive dysfunction that predominates post-stroke (REF), including in the acute  
269 period while patients are undergoing inpatient rehabilitation (REF). Interestingly, the stroke and  
270 control groups did not differ in planning time on the WCPA. That is, stroke patients on average  
271 did not take more or less time relative to control participants to plan their approach to the task,  
272 prior to initiating the first appointment entered. This may be because the WCPA goal of entering  
273 a list of appointments into a calendar appears deceptively easier than it actually is. Healthy  
274 control participants also demonstrated relatively brief planning times; however, they were  
275 observed to more frequently stop, pause and readjust task methods once they encountered  
276 potential appointment conflicts or recognized task complexities. Pause and stop periods within  
277 the task, may thus be better indications of planning than the initial planning time in this  
278 particular task.

279  
280 An advantage of the WCPA is that it assesses both *number* and *type* of strategies used, enabling  
281 the objective quantification of cognitive strategy use. This is especially relevant in the inpatient  
282 rehabilitation setting where rehabilitation clinicians are teaching patients strategies to optimize  
283 performance and maximize independence in C-IADLs in preparation for discharge back to the  
284 community. We found that individuals with stroke less frequently used particular types of  
285 cognitive strategies on the WCPA. Specifically, they less frequently used their finger (i.e., to  
286 focus and maintain attention on salient aspects of the stimuli), less frequently crossed  
287 out/checked off/highlighted appointments to keep track of those that had been entered and those  
288 that had not been entered, less often entered fixed appointments first and then flexible  
289 appointments, and less frequently self-checked for errors. The lower use of these external  
290 strategies likely increased demands on working memory and cognitive load, thereby contributing  
291 to worse performance. This supports literature suggesting that strategy training may be an  
292 important ingredient in enhancing functional cognitive abilities following a stroke or acquired  
293 brain injury (7,23). Further, limited use of self-checking strategies implies that some participants  
294 may not have been aware of performance challenges or the need to evaluate, monitor, and adjust  
295 task methods. Careful analysis of strategy deficiencies within the context of a functional  
296 cognitive task can inform the types of strategies and training that may be most useful for  
297 clinicians to emphasize during rehabilitation. This finding also highlights the benefit of a  
298 measure such as the WCPA, which is both sensitive to identifying functional cognitive deficits  
299 and provides clinicians with readily usable information to guide rehabilitation treatment and  
300 discharge planning.

301  
302 Another goal of this study was to investigate, at an individual level, how individuals with stroke  
303 performed relative to demographic expectations. Given significant associations between age and  
304 WCPA performance, we derived age-predicted scores for each stroke participant and subtracted  
305 their raw score from their predicted score. We found that the majority of stroke patients (83%)  
306 had performed worse on the WCPA than their age prediction. Further, the majority of stroke  
307 patients (74%) used fewer cognitive strategies than their age prediction. This analysis highlights  
308 deficiencies in everyday executive functions and cognitive strategy use in stroke patients at the  
309 individual level, in addition to at the group level. Findings also highlight a large inter-individual  
310 range of scores relative to age predictions (as shown in Figure 3), suggesting that some patients  
311 perform well below age expectations while others may surpass age expectations. Future studies  
312 should evaluate predictors and correlates of individual WCPA performance. Clinicians may find

313 it useful to incorporate our regression equations to compare individual patient performance to  
314 that patient's age-predicted score.

315  
316 We found only modest correlations between the WCPA and the MoCA. This finding accords  
317 with research indicating only partial overlap between impairment-based and functional measures  
318 of cognition (8,24). It highlights the complementary value of measures such as the WCPA that  
319 focus on C-IADLs and everyday executive functions in an ecologically-valid manner.  
320 Importantly, the WCPA identified executive functioning deficits and worse cognitive strategy  
321 use in patients who scored within the normal range on the MoCA. 82% of patients classified as  
322 "normal" on the MoCA had worse accuracy than their age prediction and 74% used fewer  
323 strategies than their age prediction. This finding further underscores the utility of the WCPA as  
324 an adjunct to impairment-based cognitive screening measures such as the MoCA.

### 325 326 *Limitations*

327 Our characterization of clinical stroke characteristics was relatively limited. Because our data  
328 were collected in the context of routine clinical care, this limited the ability to collect more  
329 comprehensive information such as stroke location or type, stroke severity, or medical  
330 comorbidities. However, this reflects the realities of clinical research in an acute inpatient  
331 rehabilitation setting. Future work on the WCPA will benefit from investigating the relationship  
332 between clinical-disease characteristics and performance. Relatedly, the MoCA is a relatively  
333 brief screening measure of cognitive impairment. Our stroke sample was not routinely  
334 administered comprehensive neuropsychological measures of executive functioning and other  
335 cognitive domains to which we could compare performance on the WCPA. However, this  
336 reflects the reality of integrating assessments on acute inpatient rehabilitation units in which it is  
337 not always feasible to conduct extensive neuropsychological testing.

### 338 339 *Conclusion*

340 The WCPA, a multi-step functional cognitive (C-IADL) task is feasible in an inpatient setting,  
341 quick to administer, and appears sensitive to subtle executive dysfunction, even for those who  
342 perform above the normal cut-off score on a cognitive screening tool. Relative to healthy adults,  
343 individuals with stroke, perform significantly worse on the WCPA and use significantly fewer  
344 cognitive strategies, both at the group level and commonly on an individual level. This finding  
345 emphasizes the importance of analyzing deficiencies in cognitive strategy use and considering  
346 methods for promoting strategy use within rehabilitation.

347  
348 C-IADL skills are typically under-assessed in inpatient rehabilitation settings in people with  
349 stroke due to time constraints and a focus on physical abilities and self-care skills. This paper is  
350 the first to report findings of the 10-item version of the WCPA ,thereby contributing to the  
351 limited (scarce) literature on C-IADL assessment and strategy use in those with mild cognitive  
352 deficits and stroke. The results highlight the need to routinely use a higher level functional  
353 cognitive assessment tool like the WCPA, for those that are cognitively independent in self-care  
354 ADL in an inpatient setting, to identify difficulties that may interfere with safety and  
355 independence upon discharge to the home and community.

356  
357



358 **Acknowledgements**

359 The authors received no specific funding for this project. AJ receives salary support from a K12  
360 career development award from Georgetown University/National Institute of Child Health and  
361 Human Development (Grant/Award Number: 1K12HD093427-04). The authors declare that  
362 the research was conducted in the absence of any commercial or financial relationships that  
363 could be construed as a potential conflict of interest. A portion of these results was presented at  
364 the 2019 annual meeting of the American Occupational Therapy Association. We thank Michael  
365 W. O'Dell, M.D., for his support of this research and Gargi Doulatani, M.A. for help with data  
366 extraction.

367  
368  
369

## 370 References

- 371 1. Turunen KEA, Laari SPK, Kauranen TV, Uimonen J, Mustanoja S, Tatlisumak T, et al.  
372 Domain-specific cognitive recovery after first-ever stroke: A 2-year follow-up. *J Int*  
373 *Neuropsychol Soc.* 2018;24(2):117–27.
- 374 2. Jaywant A, Toglia J, Gunning FM, O'Dell MW. Subgroups defined by the Montreal  
375 Cognitive Assessment differ in functional gain during acute inpatient stroke rehabilitation.  
376 *Arch Phys Med Rehabil.* 2019;
- 377 3. O'Dell MW, Jaywant A, Frantz M, Patel R, Kwong E, Wen K, et al. Changes in the  
378 Activity Measure for Post-Acute Care Domains in Persons With Stroke During the First  
379 Year After Discharge From Inpatient Rehabilitation. *Arch Phys Med Rehabil* [Internet].  
380 2021; Available from: <https://doi.org/10.1016/j.apmr.2020.11.020>
- 381 4. Jaywant A, Toglia J, Gunning FM, O'Dell MW. The clinical utility of a 30-minute  
382 neuropsychological assessment battery in inpatient stroke rehabilitation. *J Neurol Sci*  
383 [Internet]. 2018;390(April):54–62. Available from:  
384 <https://doi.org/10.1016/j.jns.2018.04.012>
- 385 5. Cahn-Weiner DA, Boyle PA, Malloy PF. Tests of executive function predict instrumental  
386 activities of daily living in community-dwelling older individuals. *Appl Neuropsychol*  
387 [Internet]. 2002 Jan;9(3):187–91. Available from:  
388 <http://www.ncbi.nlm.nih.gov/pubmed/12584085>
- 389 6. Toglia J. The Dynamic Interactional Model and the Multicontext Approach. In: Katz N,  
390 Toglia J, editors. *Cogn Occup Across Lifesp Model Interv Occup Ther.* Baltimore MD:  
391 American Occupational Therapy Association; 2018. p. 355–85.
- 392 7. Jaywant A, Steinberg C, Lee A, Toglia J. Feasibility and acceptability of the multicontext  
393 approach for individuals with acquired brain injury in acute inpatient rehabilitation: A  
394 single case series. *Neuropsychol Rehabil* [Internet]. 2020;1–20. Available from:  
395 <https://doi.org/10.1080/09602011.2020.1810710>
- 396 8. Toglia J, Askin G, Gerber LM, Taub MC, Mastrogiovanni AR, O'Dell MW. Association  
397 between 2 measures of cognitive instrumental activities of daily living and their relation to  
398 the Montreal Cognitive Assessment in persons with stroke. *Arch Phys Med Rehabil*  
399 [Internet]. 2017;98(11):2280–7. Available from:  
400 <https://doi.org/10.1016/j.apmr.2017.04.007>
- 401 9. Baum CM, Connor LT, Morrison T, Hahn M, Dromerick AW, Edwards DF. Reliability,  
402 validity, and clinical utility of the Executive Function Performance Test: A measure of  
403 executive function in a sample of people With stroke. *Am J Occup Ther.* 2008;62(4):446–  
404 55.
- 405 10. Toglia J. *Weekly Calendar Planning Activity (WCPA): A performance test of executive*  
406 *function.* AOTA Press; 2015.
- 407 11. Toglia J, Lahav O, Ari E Ben, Kizony R. Adult age and cultural differences in  
408 performance on the Weekly Calendar Planning Activity (WCPA). *Am J Occup Ther.*  
409 2017;71(5):1–7.
- 410 12. Goverover Y, Toglia J, DeLuca J. The weekly calendar planning activity in multiple  
411 sclerosis: A top-down assessment of executive functions. *Neuropsychol Rehabil*  
412 [Internet]. 2020;30(7):1372–87. Available from:  
413 <https://doi.org/10.1080/09602011.2019.1584573>
- 414 13. Lahav O, Katz N. Independent Older Adult's IADL and Executive Function According to  
415 Cognitive Performance. *OTJR Occup Particip Heal* [Internet]. 2020;40(3):183–9.

- 416 Available from: <https://doi.org/10.1177/1539449220905813>
- 417 14. Lahav O, Ben-Simon A, Inbar-Weiss N, Katz N. Weekly Calendar Planning Activity for  
418 University Students: Comparison of Individuals With and Without ADHD by Gender. *J*  
419 *Atten Disord.* 2018;22(4):368–78.
- 420 15. Doherty M. Validation of the Weekly Calendar Planning Activity with teenagers with  
421 acquired brain injury. *Am J Occup Ther.* 2018;72(4\_Supplement\_1):7211500026p1-  
422 7211500026p1.
- 423 16. Zlotnik S, Schiff A, Ravid S, Shahar E, Toglia J. A new approach for assessing executive  
424 functions in everyday life, among adolescents with Genetic Generalised Epilepsies.  
425 *Neuropsychol Rehabil.* 2018;30(2):333–45.
- 426 17. Kaizerman-Dinerman A, Roe D, Josman N. An efficacy study of a metacognitive group  
427 intervention for people with schizophrenia. *Psychiatry Res [Internet].* 2018;270:1150–6.  
428 Available from: <https://doi.org/10.1016/j.psychres.2018.10.037>
- 429 18. Planton M, Peiffer S, Albucher JF, Barbeau EJ, Tardy J, Pastor J, et al.  
430 Neuropsychological outcome after a first symptomatic ischaemic stroke with “good  
431 recovery.” *Eur J Neurol.* 2012;19(2):212–9.
- 432 19. Zinn S, Bosworth HB, Hoenig HM, Swartzwelder HS. Executive function deficits in acute  
433 stroke. *Arch Phys Med Rehabil.* 2007;88(2):173–80.
- 434 20. Lussier A, Doherty M, Toglia J. Weekly Calendar Planning Activity. In: *Functional*  
435 *Cognition and Occupational Therapy.* AOTA Press; 2019. p. 75–91.
- 436 21. Nasreddine Z, Phillips N, Bédirian V, Charbonneau S, Whitehead V, Collin I, et al. The  
437 Montreal Cognitive Assessment, MoCA: a brief screening tool for mild cognitive  
438 impairment. *J Am Geriatr Soc [Internet].* 2005;53(4):695–9. Available from:  
439 <http://onlinelibrary.wiley.com/doi/10.1111/j.1532-5415.2005.53221.x/full>
- 440 22. Jaywant A, Toglia J, Gunning FM, O’Dell MW. The diagnostic accuracy of the Montreal  
441 Cognitive Assessment in inpatient stroke rehabilitation. *Neuropsychol Rehabil.* 2017;
- 442 23. Skidmore ER, Dawson DR, Butters MA, Grattan ES, Juengst SB, Whyte EM, et al.  
443 Strategy Training Shows Promise for Addressing Disability in the First 6 Months After  
444 Stroke. *Neurorehabil Neural Repair.* 2015;29(7):668–76.
- 445 24. Schiehser DM, Delis DC, Filoteo JV, Delano-Wood L, Han SD, Jak AJ, et al. Are self-  
446 reported symptoms of executive dysfunction associated with objective executive function  
447 performance following mild to moderate traumatic brain injury? *J Clin Exp Neuropsychol.*  
448 2011;33(6):704–14.
- 449
- 450

451 **Table 1. Demographic and clinical characteristics**

452

	<b>Stroke (N=77)</b>	<b>Healthy Control (N=77)</b>	<b><i>p</i></b>
<b>Age</b>	66.1 (14.1)	66.0 (14.0)	.99
<b>Gender</b>	Female: 38 (49%) Male: 39 (51%)	Female: 42 (55%) Male: 35 (45%)	.52
<b>Education (years)</b>	14.7 (1.9)	14.5 (2.6)	.73
<b>Race/Ethnicity</b>	White: 51 (67%) Black: 16 (21%) Hispanic: 3 (4%) Asian/Pacific Islander: 4 (5%) Native American: 0 (0%) Other: 2 (3%)	White: 49 (64%) Black: 11 (14%) Hispanic: 15 (20%) Asian/Pacific Islander: 1 (1%) Native American: 1 (1%) Other: 0 (0%)	.02*
<b>Stroke Location</b>	Right Hemisphere: 38 (49%) Left Hemisphere: 28 (36%) Bilateral: 8 (10%) Unknown/not available: 3 (4%)		
<b>Days Post Stroke</b>	18.1 (14.6)	--	--
<b>Montreal Cognitive Assessment</b>	23.3 (3.6)	26.2 (1.7)	<.001

453

454

455 **Table 2. Performance on the WCPA by Group**

456

<b>WCPA Measure</b>	<b>Stroke</b>	<b>Healthy Control</b>	<b>p-value</b>
<b>Percent Accuracy</b>	49.9 (24.1)	71.0 (18.3)	<.001
<b>Total Strategies</b>	3.9 (2.0)	5.0 (2.5)	<.002
<b>Planning Time (s)</b>	89.5 (199.1)	63.1 (75.4)	.29
<b>Time to Completion (s)</b>	767.1 (399.6)	553.9 (196.0)	<.001
<b>*Efficiency Score</b>	266.7 (242.3)	120.6 (71.7)	<.001
<b>Rules Followed</b>	3.7 (1.0)	4.2 (0.8)	<.001
<b>Total Errors</b>	5.0 (2.4)	2.9 (1.9)	<.001

457


458 \*Higher scores indicate lower efficiency

459

460 **Figure Captions**

461  
462 **Figure 1. Visual example of the weekly calendar stimulus on the Weekly Calendar Planning**

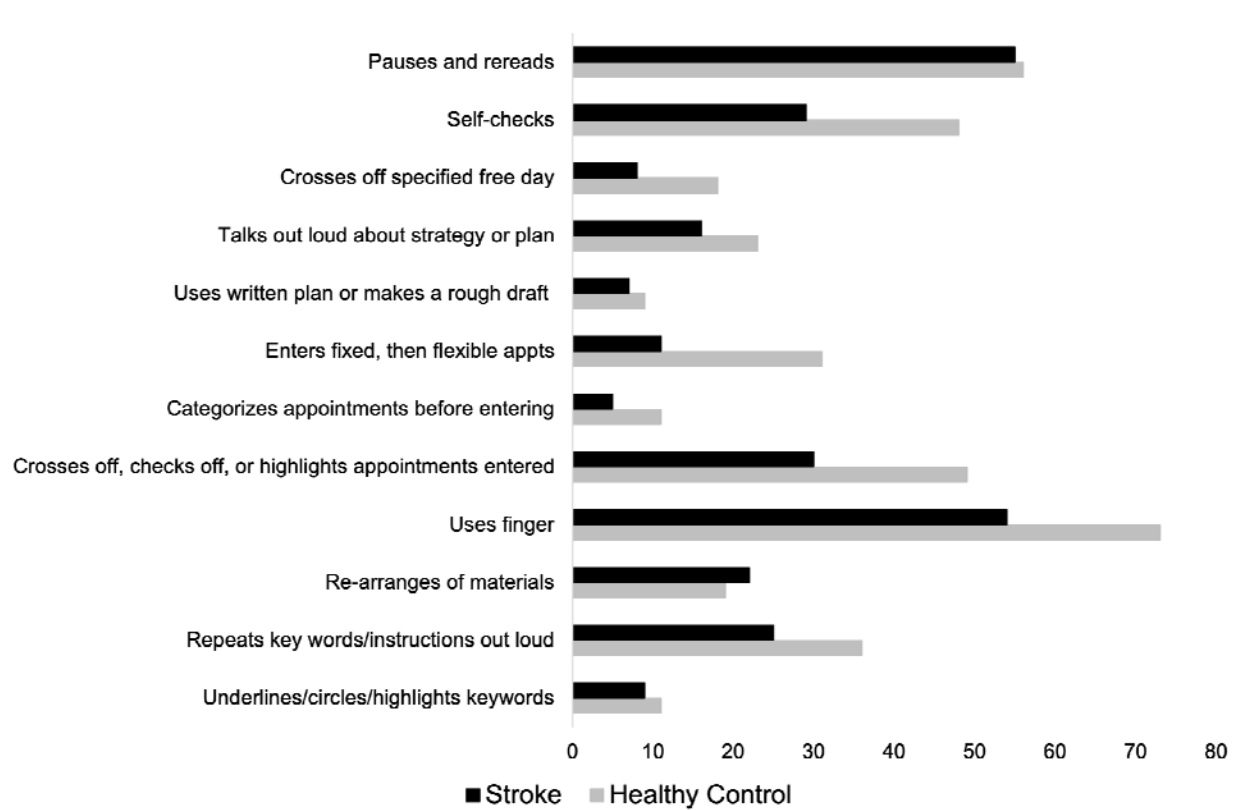
463 **Activity.** Patients are required to schedule appointments of specific lengths on specific days and  
464 times while following multiple rules. Red circles highlight errors, which can include placing the  
465 appointment on the wrong day or time; marking the appointment with an incorrect duration; or  
466 having a vague description of the appointment.



467

468

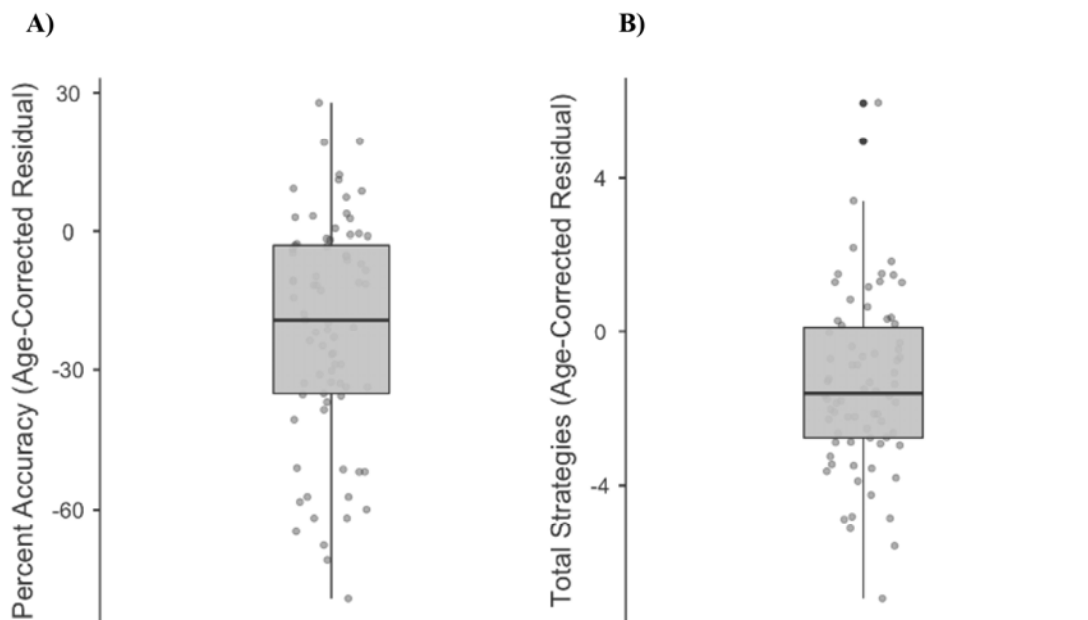
469 **Figure 2. Frequency of strategies used by stroke patients and healthy control participants**



470

471

472 **Figure 3. Boxplots showing median, interquartile range, range, and individual datapoints**  
473 **of stroke patient residual scores (raw score – age-predicted score) for percent accuracy (A)**  
474 **and total strategies (B). Median/interquartile range of residual scores are below age predictions.**

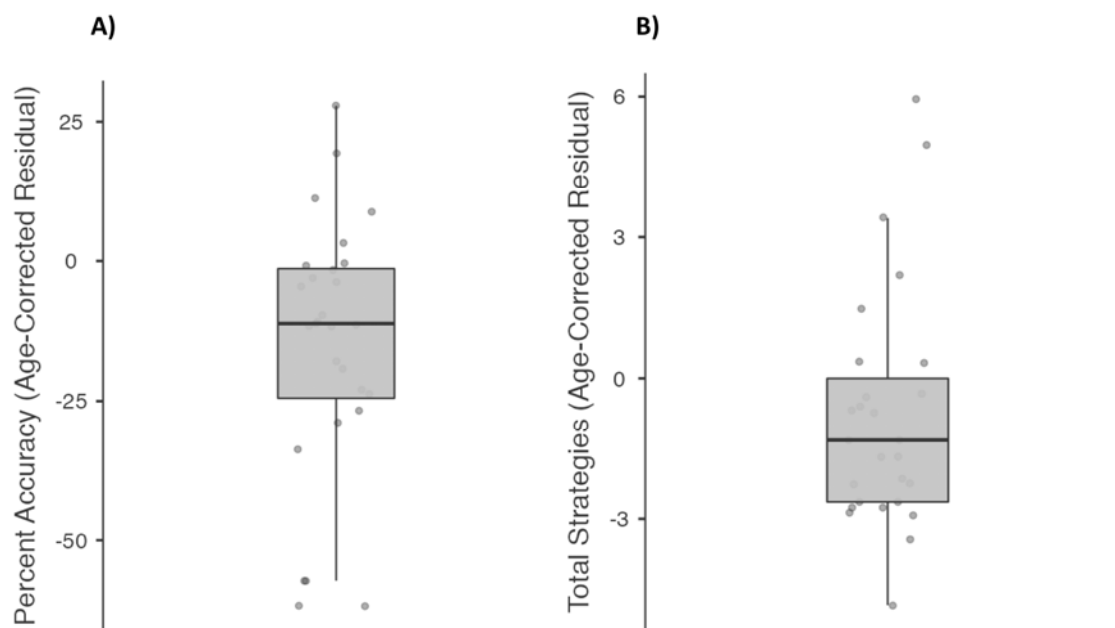


475

476



477 **Figure 4. Boxplots showing median, interquartile range, range, and individual datapoints**  
478 **of stroke patient residual scores (raw score – age-predicted score) for percent accuracy (A)**  
479 **and total strategies (B), in patients deemed to have “normal” cognitive function on the**  
480 **Montreal Cognitive Assessment. Median/interquartile range of residual scores are below age**  
481 **predictions.**



482