

1 **A Meta-analysis of Mortality, Need for ICU admission, Use of Mechanical Ventilation and**
2 **Adverse Effects with Ivermectin Use in COVID-19 Patients**

3 **Smruti Karale, MBBS¹; *Vikas Bansal, MBBS, MPH²; Janaki Makadia, MBBS³; Muhammad*
4 *Tayyeb, MD⁴; Hira Khan, MBBS⁵; Shree Spandana Ghanta, MBBS⁶; Romil Singh, MBBS²;*
5 *Aysun Tekin, MD²; Abhishek Bhurwal, MD⁷; Hemant Mutneja, MD⁸; Ishita Mehra, MBBS⁹;*
6 *Rahul Kashyap, MBBS, MBA²*

7 ¹Medical Graduate, Government Medical College Kolhapur, Kolhapur, India

8 ²Department of Anesthesiology and Perioperative Medicine, Mayo Clinic Rochester, MN, USA

9 ³Medical Graduate, GMERS Medical College Gotri, Vadodara, Gujarat, India

10 ⁴Department of Internal Medicine, Monmouth Medical Center, Long Branch, NJ, USA

11 ⁵Department of Neurology, Allegheny General Hospital, Pittsburgh, PA, USA

12 ⁶Department of Internal Medicine, St. Elizabeth's Medical Center, Boston, MA, USA

13 ⁷Department of Gastroenterology and Hepatology, Rutgers Robert Wood Johnson School of
14 Medicine, New Brunswick, NJ, USA

15 ⁸Division of Gastroenterology, Cook County Hospital, Chicago, Illinois

16 ⁹Department of Internal Medicine, North Alabama Medical Center, Florence, AL, USA

17 **Corresponding Author:**

18 **Vikas Bansal, MBBS, MPH**

19 Assistant Professor of Medicine

20 Division of Pulmonary Medicine and Critical Care

21 Mayo Clinic, Rochester, MN- 55905

22 Email: bansal.vikas@mayo.edu

23 Phone: 1-507-398-1595

24 Word count: Abstract: 300; Manuscript: 2981

25 Tables: 0 main, 8 supplemental

26 Figures: 5 main, 19 supplemental

27 **Conflicts of Interest:** None of the authors have reported any conflicts of interest.

28 **Financial Support:** There is no financial disclosure related to this study.

29 **Author Contribution:** *Authors 1(SK) and 2(VB) contributed equally in defining the study
30 outline and manuscript writing. Data review and collection were done by HK, JM, SG, RS, SK,
31 and MT; statistical analysis done by SK, VB, and AB. Quality assessment of studies was done by
32 AT, JM, HK, MT, SK, VB and GRADE quality rating was done by AB, HM and VB. Study
33 design, distribution of Articles for critical review done by SK, VB and RK. Final approval was
34 received from all authors. SK and VB is the guarantor of the paper, taking responsibility for the
35 integrity of the work as a whole, from inception to published article.

36 **Acknowledgment:** We acknowledge Dr. Anant Mohan, Dr. Asma Asghar, Dr. José
37 Morgenstern, Dr. Flavio Cadegiani, Dr. Morteza Niaee, Dr. Nasir Afsar, Dr. Nurullah Okumus,
38 Dr. Pablo Méndez-Hernández and Dr. Ravi Kirti for their correspondence and contribution.

39 **Keywords:** Ivermectin, COVID-19, SARS-CoV-2, Mortality, ICU, Mechanical ventilation,
40 adverse effect, Systematic Review, Meta-analysis

41 **Highlights**

42 **What We Already Know about This Topic**

- 43 1. COVID-19 is an ongoing global pandemic, for which Ivermectin has been tried on a
44 therapeutic and prophylactic basis.
- 45 2. Results from several clinical trials and observational studies suggest that Ivermectin may
46 improve survival and clinical outcomes with a good safety profile when compared with
47 other treatments; however, the current evidence is limited. .

48 **What This Article Tells Us That Is New**

- 49 1. This systematic review and meta-analysis provide a summary of the latest literature on
50 the efficacy and safety of Ivermectin use for COVID-19.
- 51 2. Based on our quantitative and qualitative analysis, we found that Ivermectin may be a
52 potentially useful adjuvant therapy in reducing mortality, the need for ICU admissions
53 and mechanical ventilation in COVID-19 patients.

54 **List of abbreviations**

55 **CDC:** Centers for Disease Control and Prevention

56 **COVID-19:** Coronavirus Disease 2019

57 **DNA:** Deoxyribonucleic Acid

58 **FDA:** Food and Drug Administration

59 **FLCCC:** Front line COVID-19 Critical Care

60 **ICU:** Intensive Care Unit

61 **IRB:** Institutional Review Board

62 **NIH:** National Institutes of Health

63 **RCT:** Randomized controlled trial

64 **RNA:** Ribonucleic Acid

65 **RT-PCR:** Reverse Transcription Polymerase Chain Reaction

66 **IMP:** Importin

67 **SARS-CoV-2:** Severe Acute Respiratory Syndrome Coronavirus 2

68 **WHO:** World Health Organization

69 **Abstract**

70 **Importance/Background:** Despite the global healthcare's exhaustive efforts to treat COVID-
71 19, we still do not have an effective cure for it. Repurposing Ivermectin, a known antiparasitic
72 agent, for treating COVID-19 has demonstrated positive results in several studies. We aim to
73 evaluate the benefit and risk of Ivermectin in COVID-19.

74 **Methods:** We conducted a systematic search for full-text manuscripts published from February
75 1, 2020 to March 27, 2021 that focused on efficacy and safety of Ivermectin therapy against
76 COVID-19. The primary outcomes were overall mortality, need for intensive care unit (ICU)
77 admission; secondary outcomes were - adverse effects, need for mechanical ventilation.
78 Random-effects models were used for all analysis.

79 **Results:** We included a total of 38 studies (n=15,002) in the qualitative analysis (Mortality
80 N=28, ICU admission= 8, Mechanical Ventilation= 10, Adverse events=28) and out of these, 30
81 studies (n=11,291) were included in the quantitative analysis (Mortality N=22, ICU admission=
82 5, Mechanical Ventilation= 9, Adverse events=17). In the mortality meta-analysis, odds of death
83 were lower in the Ivermectin-arm compared to the non-Ivermectin arm. (OR 0.39, 95% CI 0.22-
84 0.70; $I^2=81\%$). Subgroup analysis of 12 randomized controlled trials with severity-based data
85 showed mortality benefit overall (OR 0.33, 95% CI 0.15-0.72; $I^2=53\%$) and in the mild/moderate
86 sub-group (OR 0.10, 95% CI 0.03-0.33; $I^2=0\%$). Benefit of Ivermectin in decreasing; the need
87 for ICU admission (OR 0.48, 95% CI 0.17-1.37; $I^2=59\%$) and mechanical ventilation (OR 0.64,
88 95% CI 0.40-1.04; $I^2=17\%$) was not significant. The quantitative analysis of adverse effects with
89 Ivermectin use was inconclusive (OR 0.92, 95% CI 0.64-1.33; $I^2=14\%$).

90 **Conclusion:** Our meta-analysis suggests that Ivermectin could be an effective adjuvant therapy
91 in reducing mortality, particularly in patients with mild-moderate clinical presentation of
92 COVID-19. Trends of decreased need for ICU admissions and mechanical ventilation were
93 observed but were not significant. The analysis for adverse effects was inconclusive.

94 **Introduction**

95 On March 11, 2020, the World Health Organization (WHO) declared COVID-19 disease
96 a global pandemic¹. Today, on April 29, 2021, there are about >149 million confirmed cases
97 worldwide and >3 million deaths due to COVID-19². Patients infected with SARS-COV-2, the
98 causative Coronavirus, exhibit a spectrum of clinical presentations ranging from asymptomatic to
99 severely critical and multiple risk factors are involved in the prognosis of the disease³⁻⁸. To guide
100 decision-making for this multi-system disease⁸⁻¹⁷, a variety of treatment modalities have been
101 proposed and evaluated¹⁸⁻²³. However, the evidence for the risk-benefit ratio of most of these
102 treatments remains unclear.

103 Ivermectin has held an excellent safety record in humans as an antiparasitic agent for
104 over three decades²⁴. Apart from its established activity against several parasites, Ivermectin has
105 demonstrated antiviral activity against many RNA and DNA viruses in vivo and against a few in
106 vitro by targeting specific proteins²⁵. One such plausible mechanism against RNA viruses is the
107 inhibition of importin (IMP) α/β Integrase, thus blocking viral entry into the nucleus and the
108 ensuing suppression of the cell's anti-viral response²⁵⁻²⁸. Moreover, it exhibited anti-bacterial,
109 anti-inflammatory, and anti-cancer effects^{24,29,30}. An Australian study demonstrated the
110 effectiveness of Ivermectin in inhibiting SARS-COV2 in-vitro³¹. Subsequently, several
111 Ivermectin-based clinical trials and observational studies conducted globally showed mostly
112 positive results³²⁻³⁵. Some countries have incorporated this therapy in their COVID-19
113 guidelines³⁶⁻³⁹. Only a month after this authorization, Peru witnessed a record drop of 25% in
114 COVID-19 related mortality⁴⁰.

115 Dr. Satoshi Ōmura, who was among the scientists that won the Nobel prize for the
116 discovery of Ivermectin, highlighted the need to develop a drug that arrests the early stage of

117 viral replication in COVID-19⁴¹. Repurposing Ivermectin, a low-cost drug may help bypass the
118 time and funds needed to develop and test novel therapies. The lack of robust evidence has been
119 a major hindrance in the large-scale approval of Ivermectin. The available studies are
120 methodologically diverse and mostly under-powered while few report conflicting results.
121 Therefore, we intend to systematically review the latest literature and plan to perform a meta-
122 analysis to overcome some of the individual study biases.

123 **Methods:**

124 **Search Method and strategy**

125 We conducted a comprehensive literature search for studies mentioning the use of
126 Ivermectin in COVID-19 from February 1, 2020 till March 27, 2021 (Figure 1). We screened all
127 titles and abstracts identified by preliminary search for eligible studies and manually searched
128 references of included articles for additional studies. Then we analyzed full-text manuscripts of
129 included studies according to the protocol of Systematic Review and Meta-Analysis (PRISMA)
130 guidelines.

131 **Eligibility Criteria**

132 We included studies reporting outcomes of mortality, ICU admission, mechanical
133 ventilation, and adverse-effects with Ivermectin treatment against COVID-19. We excluded
134 studies focusing on pregnant females, in- vitro studies, meta-analyses, case reports and case
135 series <5 patients.

136 **Study selection and data extraction**

137 The extracted data was tabularized in Microsoft Excel with following parameters: author,
138 country of study, study design, number of patients, Ivermectin regimen, concomitant treatment,

139 efficacy outcomes and adverse effects. The included data was checked for accuracy by all
140 authors and disagreements were resolved through consensus and after input from a third
141 reviewer. IRB approval was exempted because data was extracted from publicly available
142 studies. We also analyzed raw data files of studies by Cadegiani⁴² and Lima-Morales et al⁴³ for
143 cases receiving Ivermectin; and Niaee et al⁴⁴ for clinical severity data. In Cadegiani et al's
144 study⁴², we considered 'CG1' as control group because only this sample was demographically
145 comparable to the treatment group. Bernigaud et al.'s study⁴⁵ was excluded because the
146 methodology and outcomes were poorly described. Additionally, we compiled all ongoing
147 clinical trials on Ivermectin from clinicaltrials.gov (e-table 8).

148 **Outcomes**

149 The primary outcome was defined as mortality benefit with Ivermectin therapy in
150 COVID-19 and need for ICU admission. The secondary outcomes were need for mechanical
151 ventilation and adverse effects of Ivermectin.

152 **Statistical analysis**

153 Primary and Secondary outcomes were quantitatively analyzed by Review Manager
154 (RevMan) Version 5.4 for windows⁴⁶ and Comprehensive Meta-Analysis software package
155 (Biostat, Englewood, NJ, USA)⁴⁷ was used for qualitative-analysis. Random-effects model was
156 used for both⁴⁸. Raw data for outcomes and non-events from each study were used to calculate
157 crude odds ratio (OR) with 95% confidence intervals (CI) for each study. The Cochrane Q and I^2
158 statistics were calculated to assess heterogeneity between studies⁴⁸. $I^2 < 25\%$ were interpreted as
159 low-level heterogeneity⁴⁸. We performed subgroup analysis by study design to decrease inherent
160 selection bias in observational studies⁴⁸. Probability of publication bias was assessed with funnel
161 plot using Egger's tests⁴⁸ (e-figure 14-19). If there was statistical heterogeneity in results, further

162 sensitivity analysis was conducted to determine the source of heterogeneity by excluding each
163 study. After significant heterogeneity was excluded, random-effects model was used for meta-
164 analysis. P-value <0.05 (2-sided) was considered statistically significant⁴⁸.

165 **Risk of Bias and Quality assessment**

166 Clinical trials were evaluated using Cochrane risk of bias tool⁴⁹ (e-table 2) and correlation of
167 quality measures with estimates of treatment effects in meta-analyses of randomized controlled
168 trials tool⁵⁰ (e-table 3) was used for quality assessment. We used NIH quality assessment Tool
169 for case series⁵¹ (e-table 4), case-control (e-table 5), or cohort studies (e-table 6). NIH quality
170 assessment tools were based on quality assessment methods, concepts, and other tools developed
171 by researchers in the Agency for Healthcare Research and Quality (AHRQ), Cochrane
172 Collaboration, USPSTF, Scottish Intercollegiate Guidelines Network, and National Health
173 Service Centre for Reviews and Dissemination, consulting epidemiologists and evidence-based
174 medicine experts, with adaptations by methodologists and NHLBI staff. We assessed the
175 certainty of evidence by using GRADE pro profiler⁵² (GRADE working group, McMaster
176 University and Evidence Prime Inc) at the outcome level (e-table 7).

177 **Results**

178 **Study Characteristics**

179 A total of 15002 patients from 38 articles^{32-35,42-44,53-83} (Ivermectin n=6669, No Ivermectin
180 n=8333) were included in qualitative analysis , 11291 patients from 30 studies (Ivermectin
181 n=2996, No Ivermectin n=8295) were included in quantitative synthesis (e-table 1, Figure 1).
182 Out of 24 trials, 19 were true RCTs (e-table 1, Figure 1). The remaining 14 studies were
183 observational and included 6 case-series (e-table 1, Figure 1). Out of 38, 16 articles were

184 available as preprints and clinicaltrials.gov was used for data extraction for 2 trials^{76,84} (e-table
185 1, Figure 1). We only included the patients treated therapeutically in the study by Elgazzar et
186 al⁶⁴. Due to absence of informed consent, blinding and randomization, we considered
187 Veerapaneni et al's⁸³ study as case control study.

188 **Primary Outcomes**

189 **Mortality**

190 **Meta-analysis**

191 **Overall**

192 Total 22 studies reported mortality rate in patients receiving Ivermectin (252/2778) vs no-
193 Ivermectin therapy (1265/8038). The odds of mortality in the Ivermectin group were
194 significantly lower compared to control group (OR 0.39, 95% CI 0.22-0.70, $p=0.002$; $I^2=81\%$)
195 (Figure 2A) but evidence was graded very low. In sensitivity analysis, we observed similar
196 mortality benefit with moderate heterogeneity after excluding study by Soto-Becerra et al⁸² (OR
197 0.36, 95% CI 0.22-0.58, $p<0.001$; $I^2=56\%$) (Figure 2B).

198 **Subgroup analysis by study design**

199 **Subgroup: Clinical trials**

200 We performed subgroup analysis of 15 clinical trials (RCTs N=12, Non-RCTs N=3) and
201 observed similar mortality benefit (OR 0.32, 95% CI 0.15-0.65, $p=0.002$; $I^2=65\%$) (Figure 3A)
202 but evidence was graded very low. On excluding Galan et al⁶⁶ for sensitivity analysis, benefit
203 observed was more solid with moderate heterogeneity (OR 0.26, 95% CI 0.13-0.50, $p<0.001$;
204 $I^2=46\%$) (e-figure 1)

205 **Subgroup: RCTs**

206 We analyzed clinical severity-based data in 12 RCTs. The odds of mortality were
207 lowered with Ivermectin in the overall group, with moderate heterogeneity (OR 0.33, 95% CI
208 0.15-0.72, $p=0.005$; $I^2=53\%$) Similar benefit was observed in the mild/moderate subgroup (OR
209 0.10, 95% CI 0.03-0.33, $p=0.002$; $I^2=0\%$). However, mortality benefit was not statistically
210 significant in the severe/critical subgroup (OR 0.53, 95% CI 0.23-1.23, $p=0.14$; $I^2=57\%$ (Figure
211 3B). Certainty of evidence was moderate overall; however, it was high in mild/moderate and
212 moderate in severe/critical subgroup. Therefore, in mild/moderate COVID-19 patients,
213 Ivermectin could be used for reducing mortality.

214 In sensitivity analysis, after excluding Elgazzar et al⁶⁴ from the severe/critical subgroup,
215 odds of mortality increased in the total group, with moderate heterogeneity (OR 0.43, 95% CI
216 0.21-0.90, $p=0.02$; $I^2=39\%$). The odds increased in the severe/critical subgroup, with no
217 heterogeneity (OR 0.84, 95% CI 0.49-1.43, $p=0.53$; $I^2=0\%$), but remained statistically
218 insignificant (e-figure 2).

219 **Observational studies**

220 Mortality benefit was not statistically significant in subgroup of 7 observational studies
221 (OR 0.61, 95% CI 0.30-1.22, $p=0.16$; $I^2=74\%$) (Figure 3C) and evidence was graded very low.
222 On excluding Soto-Becerra et al⁸² in sensitivity analysis, we observed statistically significant
223 mortality benefit (OR 0.51, 95% CI 0.34- 0.77, $p=0.001$; $I^2=0\%$) (e-figure 3).

224 **Subgroup analysis for hospitalized patients**

225 **Overall**

226 Subgroup analysis for hospitalized patients (studies N=15) showed mortality benefit with
227 high heterogeneity (OR 0.48, 95% CI 0.28-0.83, $p=0.009$; $I^2=75\%$) (e-figure 4). After excluding
228 Soto-Becerra et al⁸² in sensitivity analysis, we observed similar benefit with acceptable
229 heterogeneity (OR 0.43, 95% CI 0.26-0.71, $p<0.01$; $I^2=48\%$) (e-figure 5).

230 **Subgroup: Inpatient RCTs**

231 Analysis of RCTs (N=8) with only hospitalized patients showed similar mortality benefit
232 (OR 0.36, 95% CI 0.15-0.87, $p=0.02$; $I^2=67\%$) (e-figure 6). Evidence was graded moderate.
233 After excluding Galan et al⁶⁶ in sensitivity analysis, mortality benefit with moderate
234 heterogeneity was seen (OR 0.28, 95% CI 0.11-0.73, $p=0.009$; $I^2=59\%$) (e-figure 7).

235 **Subgroup: Inpatient Observational studies**

236 Mortality benefit was also seen in 6 observational studies with only hospitalized patients,
237 with high heterogeneity (OR 0.63, 95% CI 0.31-1.29, $p=0.21$; $I^2=77\%$) (e-figure 8). Evidence
238 was graded very low. In sensitivity analysis, after excluding Soto-Becerra et al⁸² significant
239 mortality benefit was seen with low heterogeneity (OR 0.51, 95% CI 0.32-0.81, $p=0.005$;
240 $I^2=10\%$) (e-figure 9).

241 **Qualitative Analysis for mortality**

242 Pooled analysis of 28 studies out of 38 studies, yielded a rate of 3.5%, 95% CI 1.8-6.6;
243 $I^2=95.1\%$ (e-figure 10).

244 **Need for ICU admission**

245 **Meta-analysis**

246 In 5 studies (out of 30), 27/263 in the Ivermectin arm, 52/322 in the control arm needed
247 ICU admission. Benefit with Ivermectin was not statistically significant (OR 0.48, 95% CI 0.17-
248 1.37, $p=0.17$; $I^2=59\%$) (Figure 4A). Evidence was graded very low. In sensitivity analysis, after
249 excluding Galan et al⁶⁶ we observed statistically significant benefit (OR 0.32, 95% CI 0.11-0.92,
250 $p=0.03$; $I^2=27\%$) (Figure 4B). Based on low grading of evidence and observed low-moderate
251 heterogeneity in analysis, Ivermectin may be helpful in decreasing need for ICU admission.
252 Further validation with well-designed pragmatic platform trials is needed.

253 **Qualitative Analysis**

254 Pooled ICU admission rate obtained from 8 studies (out of 38) was 5.4%, 95% CI 1.9-
255 14.7; $I^2=91.9\%$ (e-figure 11).

256 **Secondary Outcomes**

257 **Need for Mechanical Ventilation**

258 **Meta-analysis**

259 Overall, 9 studies documented the need for mechanical ventilation. 62/995 patients
260 receiving Ivermectin and 81/787 patients in the control arm required mechanical ventilation. The
261 benefit of Ivermectin was statistically insignificant (OR=0.64, 95% CI 0.40-1.04, $p=0.07$;
262 $I^2=17\%$) (Figure 4C). Evidence was graded very low. On excluding Galan et al⁶⁶ in sensitivity
263 analysis, benefit observed was statistically significant with low heterogeneity (OR 0.55, 95% CI
264 0.33-0.93, $p=0.03$; $I^2=9\%$) (Figure 4D). Although the evidence was low, Ivermectin may confer

265 significant protection against the need for mechanical ventilation. Hence, we would suggest
266 considering Ivermectin with bedside clinician's judgement.

267 **Qualitative Analysis**

268 The rate of need for mechanical ventilation based on 10 studies (out of 38) was 4.4%,
269 95% CI 1.6-11.1; $I^2=88.8\%$ (e-figure 12).

270 **Adverse events**

271 **Meta-analysis**

272 A total of 17 studies reported data for rate of adverse-events in the Ivermectin-arm
273 (245/973) vs control group (234/945). We did not find an association between Ivermectin and
274 rate of adverse events as compared to controls (OR 0.92, 95% CI 0.64- 1.33, $p=0.67$; $I^2=14\%$).
275 (Figure 5A) but evidence was graded very low. In sensitivity Analysis, after excluding Mahmud
276 et al⁷⁶ incidence of adverse effects with Ivermectin was similar to that of the control group but
277 was not conclusive (OR 0.85, 95% CI 0.62-1.16, $p=0.31$; $I^2=0\%$) (Figure 5B).

278 **Qualitative Analysis**

279 A total of 28 studies (out of 38) yielded a pooled rate of 8.1%, 95% CI 4.2-14.8;
280 $I^2=93.5\%$ (e-figure 13).

281 **Discussion**

282 Our meta-analysis suggests that Ivermectin may improve survival in COVID-19 patients
283 and reduce the need for admission to the ICU and mechanical ventilation. However, its relation
284 to the incidence of adverse effects is inconclusive. Further, our qualitative analysis indicates that
285 Ivermectin treatment is linked to lower death rate and better clinical outcomes with a low

286 incidence of adverse effects. The inherent methodological limitations and risk of bias conferred
287 variable evidence grading in the findings in various patient outcomes.

288 **Mortality**

289 Our findings are corroborated by other meta-analyses done by Padhy⁸⁵ (studies N=3),
290 Hill⁸⁶ (studies N=6), Lawrie⁸⁷ (studies N=5), Nardelli⁸⁸ (studies N=7), Kow⁸⁹ (studies N=6),
291 Bryant et al⁹⁰ (studies N=13) and the BIRD group⁹¹ (studies N=13) which found Ivermectin to
292 be conclusively linked to lower mortality when compared to usual treatment. A network meta-
293 analysis⁹² (studies N=2) reported that Ivermectin was linked to lower mortality with a very close
294 statistical significance. Casteneda-Sabogal et al's meta-analysis⁹³ (studies N=6) found no
295 conclusive association of Ivermectin with reduced mortality. Of note, the above two studies
296 reported low or very low certainty of evidence^{92,93}. Our sample size exceeds (studies N=22) that
297 of all the aforementioned studies.

298 Our pooled analysis resulting in a low mortality rate of 3.5% with use of Ivermectin
299 reiterates its positive impact in lowering mortality in COVID-19 patients. For a valid
300 comparison, it is important to factor in the time window during which the individual studies were
301 conducted. Most studies recorded their data in the II&III quarter of 2020 when mortality rates
302 with various treatments were often higher in respective countries⁹⁴.

303 **Need for ICU admission and Mechanical Ventilation**

304 Due to the small number of studies and their small individual sample size, benefit with
305 Ivermectin in reducing ICU admissions or mechanical ventilation cannot be concluded with
306 confidence. In our pooled analysis, we observed significantly lower rates for ICU admission
307 (5.43%) and mechanical ventilation (4.36%) in Ivermectin-treated patients when compared to

308 other treatments⁹⁵⁻⁹⁷. It must be noted that our pooled analysis mostly included mild/moderate
309 patients, which may skew the results in favor of Ivermectin.

310 **Adverse events**

311 Our analysis for adverse events was inconclusive. We noticed that most adverse events
312 were non-serious: nausea, vomiting, abdominal pain, diarrhea, pruritus, lethargy, vertigo,
313 tingling, numbness, anxiety, mild hyperglycemia etc. Yet, very few patients reported serious
314 events like organizing pneumonia, hyponatremia, erosive esophagitis, infections/infestations.
315 Erosive esophagitis was attributed to concomitant use of Doxycycline⁷⁶; hyponatremia⁷⁴ was
316 likely from SIADH-a rare COVID-19 complication⁹⁸. Only Lopez-Medina et al⁷⁵, that used a
317 high Ivermectin dose of 1500ug/Kg over 5 days, reported drug discontinuation due to adverse-
318 reactions. Given the non-serious nature of most adverse-reactions, and a low pooled rate of 8.1%
319 in comparison to other available treatments^{23,99,100}, we suggest that Ivermectin was generally well
320 tolerated.

321 **Strengths**

322 To our knowledge, this is the largest patient sample size for a systematic review and
323 meta-analysis on the use of Ivermectin for COVID-19. This study integrates data of
324 approximately 15,000 patients from 38 studies conducted globally. Additionally, we obtained
325 robust evidence by conducting various subgroup analyses. For a stronger empirical evidence of
326 Ivermectin's efficacy, we excluded studies which did not meet the rigor of true RCTs in the
327 'RCTs' subgroup for a 'high' rated level of evidence as per the GRADEpro tool⁵². The GRADE
328 framework is known to be the most widely used assessment to rate quality of evidence⁵².
329 Sensitivity analyses were performed when results were statistically weak. Moreover, we
330 performed qualitative analyses to incorporate data from uncontrolled studies.

331 **Limitations**

332 Our results are to be interpreted carefully bearing in mind that we included several non-
333 peer-reviewed articles to obtain the latest data. We cannot preclude the possibility of unreported
334 biases and confounders that could have been recognized by a peer-review process. Furthermore,
335 there was significant heterogeneity in treatment protocols used for dosage, duration, route of
336 administration in interventional and control group. Our analyses may not have accounted for
337 confounding by concomitant therapy. Patient demographics and outcome measures varied among
338 different studies. Few studies documented the inclusion of patients <18 years of age. However,
339 the mean/median, dispersion values consistently suggested a predominantly adult population.
340 The clinical classification for severity was inconsistent across the included studies. Most studies
341 were conducted on patients with mild /moderate presentation, which limits the generalizability of
342 our results. There was insufficient data regarding the time of treatment in the course of the
343 disease, hence inferences could not be made in that regard. We could not confirm adequate
344 control-matching in some observational studies. We advise discretion in interpretation of our
345 results for adverse-event rate since most of the reported adverse-effects could not be measured
346 objectively by investigators. Because most of the studies were conducted in developing nations,
347 not everyone underwent RT-PCR testing owing to limited resources; clinical diagnosis was used
348 instead. Even though RT-PCR is the gold standard for diagnosis, it is subject to its limitations.
349 By virtue of its design, we postulate that this meta-analysis formulated with a random-effects
350 model may have addressed some of the heterogeneity stemming from the above factors. Lastly,
351 we must acknowledge the subjective nature of the GRADE tool used to evaluate the level of
352 evidence⁵².

353 **Current status of Ivermectin**

354 In February 2021, the NIH withdrew its recommendation against using Ivermectin for
355 COVID-19¹⁰¹. Around the same time, WHO shared that they will thoroughly evaluate the
356 available and upcoming evidence on Ivermectin before announcing any change in guidelines¹⁰².
357 As of March 5, 2021, the FDA has warned people against using Ivermectin for COVID-19¹⁰³,
358 specifically against self-medicating with veterinary Ivermectin formulations^{103,104}. They are yet
359 to review the evidence but have initiated a preliminary research. Recently, the EMA (European
360 Medicines Agency) stated that Ivermectin cannot be recommended for the prevention or
361 treatment of COVID-19 outside clinical trials¹⁰⁵.

362 **Conclusion**

363 In summary, Ivermectin may have a role as an adjuvant treatment in decreasing mortality
364 in mildly/moderately ill COVID-19 patients. Also, lower odds of ICU admissions and use of
365 mechanical ventilation with Ivermectin use were noted but with very low evidence. The
366 association with adverse events was inconclusive. Using well-designed larger observational
367 studies^{106,107} and clinical trials, we need to investigate Ivermectin's ideal dosage and timing in
368 the disease course, drug interactions and possible synergistic drug combinations to achieve
369 maximum benefit. We propose pragmatic practice embedded platform trials¹⁰⁸ to test this and
370 other re-purposed and novel therapies specifically in severe COVID-19 patients and other
371 critically ill patients.

372 References

- 373 1. Cucinotta D, Vanelli M. WHO Declares COVID-19 a Pandemic. *Acta Biomed.*
374 2020;91(1):157-160.
- 375 2. Dong E, Du H, Gardner L. An interactive web-based dashboard to track COVID-19 in
376 real time. *Lancet Infect Dis.* 2020;20(5):533-534.
- 377 3. Domecq JP, Lal A, Sheldrick CR, Kumar VK, Boman K, Bolesta S, Bansal V, et al.
378 Outcomes of Patients With Coronavirus Disease 2019 Receiving Organ Support
379 Therapies: The International Viral Infection and Respiratory Illness Universal Study
380 Registry. *Critical Care Medicine.* 9000;Online First.
- 381 4. Bansal V, Singh R, Bhurwal A, Rathore S, Kashyap R. 117: Obesity Is a Risk Factor for
382 Increased COVID-19 Severity: A Systemic Review and Meta-Regression. *Critical Care*
383 *Medicine.*49(1):43.
- 384 5. Menon T, Gandhi SAQ, Tariq W, Sharma R, Sardar S, Arshad AM, Adhikari R, et al.
385 Impact of Chronic Kidney Disease on Severity and Mortality in COVID-19 Patients: A
386 Systematic Review and Meta-analysis. *Cureus.* 2021;13(4).
- 387 6. Menon T, Sharma R, Kataria S, Sardar S, Adhikari R, Tousif S, Khan H, et al. The
388 Association of Acute Kidney Injury With Disease Severity and Mortality in COVID-19:
389 A Systematic Review and Meta-Analysis. *Cureus.* 2021;13(3).
- 390 7. Singh R, Shiza ST, Saadat R, Dawe M, Rehman U. Association of Guillain-Barre
391 Syndrome With COVID-19: A Case Report and Literature Review. *Cureus.*
392 2021;13(3):e13828.
- 393 8. Menon T, Sharma R, Earthineni G, Iftikhar H, Sondhi M, Shams S, Khurshid Ahmed N,
394 et al. Association of Gastrointestinal System With Severity and Mortality of COVID-19:
395 A Systematic Review and Meta-Analysis. *Cureus.* 2021;13(2):e13317.
- 396 9. Razonable RR, Pennington KM, Meehan AM, Wilson JW, Froemming AT, Bennett CE,
397 Marshall AL, et al. A Collaborative Multidisciplinary Approach to the Management of
398 Coronavirus Disease 2019 in the Hospital Setting. *Mayo Clin Proc.* 2020;95(7):1467-
399 1481.
- 400 10. Rathore SS, Rojas GA, Sondhi M, Pothuru S, Pydi R, Kancherla N, Singh R, et al.
401 *Myocarditis associated with Covid-19 disease: a systematic review of published Case*
402 *reports and Case series.* Preprints; 2021/02/01/ 2021.
- 403 11. Sheraton M, Deo N, Kashyap R, Surani S. A Review of Neurological Complications of
404 COVID-19. *Cureus.* 2020;12(5):e8192.
- 405 12. Khan H, Sabzposh H, Deshpande S, Kashyap R. Pregnancy during COVID-19
406 pandemic—Maternal and neonatal outcomes: A concise review. *International Journal of*
407 *Academic Medicine.* 2020;6(4):287.
- 408 13. Shah K, Mann S, Singh R, Bangar R, Kulkarni R. Impact of COVID-19 on the Mental
409 Health of Children and Adolescents. *Cureus.* 2020;12(8):e10051.
- 410 14. Sheraton M, Deo N, Dutt T, Surani S, Hall-Flavin D, Kashyap R. Psychological effects of
411 the COVID 19 pandemic on healthcare workers globally: A systematic review.
412 *Psychiatry Res.* 2020;292:113360.
- 413 15. Singh R, Kashyap R, Hutton A, Sharma M, Surani S. A Review of Cardiac
414 Complications in Coronavirus Disease 2019. *Cureus.* 2020;12(5):e8034.

- 415 16. Bhalala U, Gist K, Tripathi S, Chiotos K, Dapul H, Gharpure V, Bansal V, et al. 145:
416 Pediatric COVID-19: A Report From Viral Infection and Respiratory Illness Universal
417 Study (VIRUS). *Critical Care Medicine*.49(1):58.
- 418 17. Tripathi S, Gist K, Chiotos K, Dapul H, Gharpure V, Bansal V, Kumar V, et al. 61: Risk
419 Factors for Severe COVID-19 Illness in Children: Analysis of the VIRUS: COVID-19
420 Registry. *Critical Care Medicine*.49(1):32.
- 421 18. Md Insiat Islam R. Current Drugs with Potential for Treatment of COVID-19: A
422 Literature Review. *J Pharm Pharm Sci*. 2020;23(1):58-64.
- 423 19. Gilzad-Kohan H, Jamali F. Anti-Inflammatory Properties of Drugs Used to Control
424 COVID-19 and their Effects on the Renin-Angiotensin System and Angiotensin-
425 Converting Enzyme-2. *J Pharm Pharm Sci*. 2020;23:259-277.
- 426 20. Bansal V, Mahapure KS, Mehra I, Bhurwal A, Tekin A, Singh R, Gupta I, et al. Mortality
427 Benefit of Convalescent Plasma in COVID-19: A Systematic Review and Meta-Analysis.
428 *Frontiers in Medicine*. 2021;8:250.
- 429 21. Singh R, Rathore SS, Khan H, Bhurwal A, Sheraton M, Ghosh P, Anand S, et al.
430 Mortality and Severity in COVID-19 Patients on ACEIs & ARBs-A Meta-Regression
431 Analysis. *medRxiv*. 2021.
- 432 22. Mahmud S, Nagraj S, Karia R, Karale S, Akku R, Mehra I, Joshi A, et al. 140: Efficacy
433 and Safety of Tocilizumab in Hospitalized COVID-19 Patients: A Systematic Review.
434 *Critical Care Medicine*. 2021;49(1):55.
- 435 23. Bansal V, Mahapure KS, Bhurwal A, Gupta I, Hassanain S, Makadia J, Madas N, et al.
436 Mortality Benefit of Remdesivir in COVID-19: A Systematic Review and Meta-Analysis.
437 *Front Med (Lausanne)*. 2020;7:606429.
- 438 24. Crump A. Ivermectin: enigmatic multifaceted 'wonder' drug continues to surprise and
439 exceed expectations. *J Antibiot (Tokyo)*. 2017;70(5):495-505.
- 440 25. Sharun K, Dhama K, Patel SK, Pathak M, Tiwari R, Singh BR, Sah R, et al. Ivermectin, a
441 new candidate therapeutic against SARS-CoV-2/COVID-19. *Ann Clin Microbiol*
442 *Antimicrob*. 2020;19(1):23.
- 443 26. Lundberg L, Pinkham C, Baer A, Amaya M, Narayanan A, Wagstaff KM, Jans DA, et al.
444 Nuclear import and export inhibitors alter capsid protein distribution in mammalian cells
445 and reduce Venezuelan Equine Encephalitis Virus replication. *Antiviral Res*.
446 2013;100(3):662-672.
- 447 27. Tay MY, Fraser JE, Chan WK, Moreland NJ, Rathore AP, Wang C, Vasudevan SG, et al.
448 Nuclear localization of dengue virus (DENV) 1-4 non-structural protein 5; protection
449 against all 4 DENV serotypes by the inhibitor Ivermectin. *Antiviral Res*. 2013;99(3):301-
450 306.
- 451 28. Wagstaff KM, Sivakumaran H, Heaton SM, Harrich D, Jans DA. Ivermectin is a specific
452 inhibitor of importin α/β -mediated nuclear import able to inhibit replication of HIV-1 and
453 dengue virus. *Biochem J*. 2012;443(3):851-856.
- 454 29. DiNicolantonio JJ, Barroso J, McCarty M. Ivermectin may be a clinically useful anti-
455 inflammatory agent for late-stage COVID-19. *Open Heart*. 2020;7(2).
- 456 30. Zhang X, Song Y, Ci X, An N, Ju Y, Li H, Wang X, et al. Ivermectin inhibits LPS-
457 induced production of inflammatory cytokines and improves LPS-induced survival in
458 mice. *Inflamm Res*. 2008;57(11):524-529.

- 459 31. Caly L, Druce JD, Catton MG, Jans DA, Wagstaff KM. The FDA-approved drug
460 ivermectin inhibits the replication of SARS-CoV-2 in vitro. *Antiviral Res.*
461 2020;178:104787.
- 462 32. Gorial FI, Mashhadani S, Sayaly HM, Dakhil BD, AlMashhadani MM, Aljabory AM,
463 Abbas HM, et al. Effectiveness of Ivermectin as add-on Therapy in COVID-19
464 Management (Pilot Trial). *medRxiv.* 2020:2020.2007.2007.20145979.
- 465 33. Rajter JC, Sherman MS, Fatteh N, Vogel F, Sacks J, Rajter JJ. Use of Ivermectin Is
466 Associated With Lower Mortality in Hospitalized Patients With Coronavirus Disease
467 2019: The Ivermectin in COVID Nineteen Study. *Chest.* 2021;159(1):85-92.
- 468 34. Bhattacharya R, Ray I, Mukherjee R, Chowdhury S, Kulshrestha M, Ghosh R.
469 Observational Study on Clinical Features, Treatment and Outcome of COVID 19 in a
470 tertiary care Centre in India- a retrospective case series. *IJSR.* 2020;9(10):1-3.
- 471 35. Chowdhury ATMM, Shahbaz M, Karim MR, Islam J, Dan G, He S. A Comparative
472 Study on Ivermectin-Doxycycline and Hydroxychloroquine-Azithromycin Therapy on
473 COVID-19 Patients. *EJMO.* 2021;5(1):63-70.
- 474 36. Mega ER. Latin America's embrace of an unproven COVID treatment is hindering drug
475 trials. *Nature.* 2020;586(7830):481-482.
- 476 37. Trial Site Staff. Beyond The Roundup | First EU Nation To Approve Ivermectin For
477 Covid-19. <https://trialsitenews.com/beyond-the-roundup-first-eu-nation-to-approve-ivermectin-for-covid-19/>.
478 Published January 30, 2021. Accessed 02.14.2021.
- 479 38. Nayar S, Khanna P, Anand P, Soni NK, Tyagi N, Dubey Y, Patanwar S, et al. Ivermectin
480 in Covid-19: Review of the Current Evidence. *The Indian Practitioner.* 2021;74(3):27-
481 33.
- 482 39. AIIMS/ ICMR-COVID-19 National Task Force/Joint Monitoring Group (Dte.GHS).
483 CLINICAL GUIDANCE FOR MANAGEMENT OF ADULT COVID-19 PATIENTS.
484 Ministry of Health & Family Welfare, Government of India.
485 <https://www.mohfw.gov.in/pdf/COVID19ManagementAlgorithm22042021v1.pdf>.
486 Published 2021. Updated 04/22/2021. Accessed 04/25/2021.
- 487 40. Chamie-Quintero JJ, Hibberd J, Scheim D. Sharp reductions in COVID-19 case fatalities
488 and excess deaths in Peru in close time conjunction, state-by-state, with ivermectin
489 treatments. *State-By-State, with Ivermectin Treatments (January 12, 2021).* 2021.
- 490 41. Yagisawa M, Foster PJ, Hanaki H, Ōmura S. Global trends in clinical studies of
491 ivermectin in COVID-19. *THE JAPANESE JOURNAL OF ANTIBIOTICS.* 2021;74:1.
- 492 42. Cadejani FA, Goren A, Wambier CG, McCoy J. Early COVID-19 Therapy with
493 Azithromycin Plus Nitazoxanide, Ivermectin or Hydroxychloroquine in Outpatient
494 Settings Significantly Reduced Symptoms Compared to Known Outcomes in Untreated
495 Patients. *medRxiv.* 2020.
- 496 43. Lima-Morales R, Mendez-Hernandez P, Flores YN, Osorno-Romero P, Cuecuecha-
497 Rugaro E, Nava-Zamora A, Hernandez-Galdamez DR, et al. Effectiveness of a
498 multidrug therapy consisting of Ivermectin, Azithromycin, Montelukast, and
499 Acetylsalicylic acid to prevent hospitalization and death among ambulatory COVID-19
500 cases in Tlaxcala, Mexico. *Int J Infect Dis.* 2021;105:598-605.
- 501 44. Niaee MS, Gheibi N, Namdar P, Allami A, Zolghadr L, Javadi A, Karampour A, et al.
502 Ivermectin as an adjunct treatment for hospitalized adult COVID-19 patients: A
503 randomized multi-center clinical trial. *Research Square.* 2020.

- 504 45. Bernigaud C, Guillemot D, Ahmed-Belkacem A, Grimaldi-Bensouda L, Lespine A,
505 Berry F, Softic L, et al. Oral ivermectin for a scabies outbreak in a long-term-care
506 facility: Potential value in preventing COVID-19 and associated mortality? *Br J*
507 *Dermatol.* 2021.
- 508 46. The Cochrane Collaboration. Review Manager (RevMan) [Computer program]. Version
509 5.4 for Windows. Oxford, England: The Cochrane Collaboration.
510 [https://training.cochrane.org/online-learning/core-software-cochrane-](https://training.cochrane.org/online-learning/core-software-cochrane-reviews/revman/revman-5-download)
511 [reviews/revman/revman-5-download](https://training.cochrane.org/online-learning/core-software-cochrane-reviews/revman/revman-5-download). Published 2020. Accessed 01/31/2021.
- 512 47. Borenstein M, Hedges L, Higgins J, Rothstein H. Comprehensive Meta-Analysis Version
513 3. Biostat, Englewood, NJ 2013. [https://www.meta-](https://www.meta-analysis.com/index.php?cart=BBFA4702757)
514 [analysis.com/index.php?cart=BBFA4702757](https://www.meta-analysis.com/index.php?cart=BBFA4702757). Published 2013. Accessed 01/31/2021.
- 515 48. Higgins JPT, Thomas J, Chandler J, Cumpston M, Li T, Page MJ, Welch VA. *Cochrane*
516 *handbook for systematic reviews of interventions*. John Wiley & Sons; 2019. Available
517 from:
- 518 49. Higgins JP, Altman DG, Gotzsche PC, Juni P, Moher D, Oxman AD, Savovic J, et al.
519 The Cochrane Collaboration's tool for assessing risk of bias in randomised trials. *BMJ.*
520 2011;343:d5928.
- 521 50. Balk EM, Bonis PA, Moskowitz H, Schmid CH, Ioannidis JP, Wang C, Lau J.
522 Correlation of quality measures with estimates of treatment effect in meta-analyses of
523 randomized controlled trials. *Jama.* 2002;287(22):2973-2982.
- 524 51. National Heart L, and Blood Institute,. Development and Use of Study Quality
525 Assessment Tools. [https://www.nhlbi.nih.gov/health-topics/study-quality-assessment-](https://www.nhlbi.nih.gov/health-topics/study-quality-assessment-tools)
526 [tools](https://www.nhlbi.nih.gov/health-topics/study-quality-assessment-tools). Updated 04/14/2021. Accessed 04/14/2021, 2020.
- 527 52. Schünemann H, Brożek J, Guyatt G, Oxman A. Handbook for grading the quality of
528 evidence and the strength of recommendations using the GRADE approach. *Updated*
529 *October.* 2013;2013.
- 530 53. Afsar N, Ghauri MI, Abbas M, Mukarram MS, Peracha MY, Ishaq K. Ivermectin Use
531 Associated with Reduced Duration of COVID-19 Febrile Illness in a Community Setting.
532 Available at SSRN 3734478. 2020.
- 533 54. Ahmed S, Karim MM, Ross AG, Hossain MS, Clemens JD, Sumiya MK, Phru CS, et al.
534 A five-day course of ivermectin for the treatment of COVID-19 may reduce the duration
535 of illness. *Int J Infect Dis.* 2021;103:214-216.
- 536 55. Alam MT, Murshed R, Bhiuyan E, Saber S, Alam RF, Robin RC. A case series of 100
537 COVID-19 positive patients treated with combination of ivermectin and doxycycline.
538 *Journal of Bangladesh College of Physicians and Surgeons.* 2020;38(0):10-15.
- 539 56. Babalola OE, Bode CO, Ajayi AA, Alakaloko FM, Akase IE, Otrofanowei E, Salu OB, et
540 al. Ivermectin shows clinical benefits in mild to moderate COVID19: A randomised
541 controlled double-blind, dose-response study in Lagos. *Qjm.* 2021.
- 542 57. Budhiraja S, Soni A, Jha V, Indrayan A, Dewan A, Singh O, Singh YP, et al. Clinical
543 Profile of First 1000 COVID-19 Cases Admitted at Tertiary Care Hospitals and the
544 Correlates of their Mortality: An Indian Experience. *medRxiv.*
545 2020:2020.2011.2016.20232223.
- 546 58. Bukhari KHS, Asghar A, Perveen N, Hayat A, Mangat SA, Butt KR, Abdullah M, et al.
547 Efficacy of Ivermectin in COVID-19 Patients with Mild to Moderate Disease. *medRxiv.*
548 2021:2021.2002.2002.21250840.

- 549 59. Camprubi D, Almuedo-Riera A, Marti-Soler H, Soriano A, Hurtado JC, Subira C, Grau-
550 Pujol B, et al. Lack of efficacy of standard doses of ivermectin in severe COVID-19
551 patients. *PLoS One*. 2020;15(11):e0242184.
- 552 60. Carvallo H, Roberto H, Eugenia FM. Safety and Efficacy of the combined use of
553 ivermectin, dexamethasone, enoxaparin and aspirin against COVID-19. *medRxiv*.
554 2020:2020.2009.2010.20191619.
- 555 61. Chaccour C, Casellas A, Blanco-Di Matteo A, Pineda I, Fernandez-Montero A, Ruiz-
556 Castillo P, Richardson MA, et al. The effect of early treatment with ivermectin on viral
557 load, symptoms and humoral response in patients with non-severe COVID-19: A pilot,
558 double-blind, placebo-controlled, randomized clinical trial. *EClinicalMedicine*.
559 2021:100720.
- 560 62. Chachar AZK, Khan KA, Asif M, Tanveer K, Khaqan A, Basri R. Effectiveness of
561 Ivermectin in SARS-CoV-2/COVID-19 Patients. *International Journal of Sciences*.
562 2020;9(09):31-35.
- 563 63. Elalfy H, Besheer T, El-Mesery A, El-Gilany AH, Soliman MA, Alhawarey A, Alegezy
564 M, et al. Effect of a combination of nitazoxanide, ribavirin, and ivermectin plus zinc
565 supplement (MANS.NRIZ study) on the clearance of mild COVID-19. *J Med Virol*.
566 2021;93(5):3176-3183.
- 567 64. Elgazzar A, Hany B, Youssef SA, Hafez M, Moussa H, eltaweel A. Efficacy and Safety
568 of Ivermectin for Treatment and prophylaxis of COVID-19 Pandemic. *Research Square*.
569 2020.
- 570 65. Espitia-Hernandez G, Munguia L, Diaz-Chiguer D, López-Elizalde R, Jimenez-Ponce F.
571 Effects of Ivermectin-azithromycin-cholecalciferol combined therapy on COVID-19
572 infected patients: A proof of concept study. *Biomedical Research*. 2020;31(5):129-133.
- 573 66. Galan LEB, Santos NMD, Asato MS, Araujo JV, de Lima Moreira A, Araujo AMM,
574 Paiva ADP, et al. Phase 2 randomized study on chloroquine, hydroxychloroquine or
575 ivermectin in hospitalized patients with severe manifestations of SARS-CoV-2 infection.
576 *Pathog Glob Health*. 2021:1-8.
- 577 67. Gonzalez JLB, Gámez MG, Enciso EAM, Maldonado RJE, Palacios DH, Campos SD,
578 Robles IO, et al. Efficacy and safety of Ivermectin and Hydroxychloroquine in patients
579 with severe COVID-19. A randomized controlled trial. *medRxiv*. 2021.
- 580 68. Guzmán MJM, Castillo-Gonzalez A, Gonzalez JLB, Gámez MG, Enciso EAM, Robles
581 IO, Díaz ALG, et al. Factors associated with increased mortality in critically ill COVID-
582 19 patients in a Mexican public hospital: the other faces of health system oversaturation.
583 *medRxiv*. 2021.
- 584 69. Hashim HA, Maulood MF, Rasheed AM, Fatak DF, Kabah KK, Abdulmir AS.
585 Controlled randomized clinical trial on using Ivermectin with Doxycycline for treating
586 COVID-19 patients in Baghdad, Iraq. *medRxiv*. 2020:2020.2010.2026.20219345.
- 587 70. Hussain SMA, Shuayb M, Rahman M. Outcome of ivermectin and doxycycline in cancer
588 patients with COVID-19: A positive experience in Bangladesh. *International Journal of*
589 *Molecular & Immuno Oncology*. 2021;6(1):27-29.
- 590 71. Khan MSI, Khan MSI, Debnath CR, Nath PN, Mahtab MA, Nabeka H, Matsuda S, et al.
591 Ivermectin Treatment May Improve the Prognosis of Patients With COVID-19. *Arch*
592 *Bronconeumol*. 2020;56(12):828-830.

- 593 72. Ravikirti, Roy R, Pattadar C, Raj R, Agarwal N, Biswas B, Majhi PK, et al. Ivermectin as
594 a potential treatment for mild to moderate COVID-19 – A double blind randomized
595 placebo-controlled trial. *medRxiv*. 2021:2021.2001.2005.21249310.
- 596 73. Kishoria N, Mathur SL, Parmar V, Kaur RJ, Agarwal H, Parihar BS, Verma S.
597 IVERMECTIN AS ADJUVANT TO HYDROXYCHOLOROQUINE IN PATIENTS
598 RESISTANT TO STANDARD TREATMENT FOR SARS-CoV-2: RESULTS OF AN
599 OPEN-LABEL RANDOMIZED CLINICAL STUDY. *Paripex Indian Journal of*
600 *Research*. 2020;9(8):1-4.
- 601 74. Krolewiecki A, Lifschitz A, Moragas M, Travacio M, Valentini R, Alonso DF, Solari R,
602 et al. Antiviral Effect of High-Dose Ivermectin in Adults with COVID-19: A Pilot
603 Randomised, Controlled, Open Label, Multicentre Trial. *SSRN Electronic Journal*. 2020.
- 604 75. Lopez-Medina E, Lopez P, Hurtado IC, Davalos DM, Ramirez O, Martinez E,
605 Diazgranados JA, et al. Effect of Ivermectin on Time to Resolution of Symptoms Among
606 Adults With Mild COVID-19: A Randomized Clinical Trial. *Jama*. 2021;325(14):1426-
607 1435.
- 608 76. Mahmud R. Clinical Trial of Ivermectin Plus Doxycycline for the Treatment of
609 Confirmed Covid-19 Infection. Dhaka Medical College Bangladesh.
610 <https://clinicaltrials.gov/ct2/show/study/NCT04523831>. Published 2020. Updated
611 October 9, 2020. Accessed 02.14.2021.
- 612 77. Mohan A, Tiwari P, Suri T, Mittal S, Patel A, Jain A, T V, et al. Ivermectin in mild and
613 moderate COVID-19 (RIVET-COV): a randomized, placebo-controlled trial. *Research*
614 *Square*. 2021.
- 615 78. Morgenstern J, Redondo JN, De Leon A, Canela JM, Torres N, Tavares J, Minaya M, et
616 al. The use of compassionate Ivermectin in the management of symptomatic outpatients
617 and hospitalized patients with clinical diagnosis of COVID-19 at the Medical Center
618 Bournigal and the Medical Center Punta Cana, Rescue Group, Dominican Republic, from
619 may 1 to august 10, 2020. *J Clin Trials*. 2020;11(S9):1-4.
- 620 79. Núñez AC, Gutierrez T, Cervantes JML, Juarez M, Yuca GG, Murcia APR, Martínez JJ.
621 Therapeutic Efficacy of Ivermectin as an Adjuvant in the Treatment of Patients with
622 COVID-19. *International Journal of Innovative Science and Research Technology*.
623 2020;5(7):211-215.
- 624 80. Okumuş N, Demirtürk N, ÇETİNKAYA RA, GÜNER R, Avcı İY, Orhan S, Konya P, et al.
625 Evaluation of the Effectiveness and Safety of Adding Ivermectin to Treatment in Severe
626 COVID-19 Patients. *Research Square*. 2021(02.14.2021).
- 627 81. Pott-Junior H, Bastos Paoliello MM, Miguel AQC, da Cunha AF, de Melo Freire CC,
628 Neves FF, da Silva de Avo LR, et al. Use of ivermectin in the treatment of Covid-19: A
629 pilot trial. *Toxicol Rep*. 2021;8(0):505-510.
- 630 82. Soto-Becerra P, Culquichicón C, Hurtado-Roca Y, Araujo-Castillo RV. Real-world
631 effectiveness of hydroxychloroquine, azithromycin, and ivermectin among hospitalized
632 COVID-19 patients: results of a target trial emulation using observational data from a
633 nationwide healthcare system in Peru. *medRxiv*. 2020.
- 634 83. Spoorthi V, Sasank S. Utility of ivermectin and doxycycline combination for the
635 treatment of SARS-CoV2. *IAIM*. 2020;7(10):177-182.
- 636 84. Carvallo H. Ivermectin, Aspirin, Dexamethasone and Enoxaparin as Treatment of Covid
637 19 - Study Results - ClinicalTrials.gov.

- 638 <https://clinicaltrials.gov/ct2/show/results/NCT04425863?view=results>. Published 2020.
639 Updated 10/19/2020. Accessed 02/12/2021.
- 640 85. Padhy BM, Mohanty RR, Das S, Meher BR. Therapeutic potential of ivermectin as add
641 on treatment in COVID 19: A systematic review and meta-analysis. *J Pharm Pharm Sci*.
642 2020;23:462-469.
- 643 86. Hill A, Abdulamir A, Ahmed S, Asghar A, Babalola OE, Basri R, Chaccour C, et al.
644 Meta-analysis of randomized trials of ivermectin to treat SARS-CoV-2 infection.
645 *Research Square*. 2021.
- 646 87. Lawrie T. *Ivermectin reduces the risk of death from COVID-19 -a rapid review and*
647 *meta-analysis in support of the recommendation of the Front Line COVID-19 Critical*
648 *Care Alliance. (Latest version v1.2 - 6 Jan 2021)*. 2021. Available from:
- 649 88. Nardelli P, Zangrillo A, Sanchini G, Likhvantsev VV, Yavorovskiy AG, Garcia CSR,
650 Landoni G. Crying wolf in time of Corona: the strange case of ivermectin and
651 hydroxychloroquine. Is the fear of failure withholding potential life-saving treatment
652 from clinical use? *Signa Vitae*. 2021;1:2.
- 653 89. Kow CS, Merchant HA, Mustafa ZU, Hasan SS. The association between the use of
654 ivermectin and mortality in patients with COVID-19: a meta-analysis. *Pharmacol Rep*.
655 2021:1-7.
- 656 90. Bryant A, Lawrie TA, Dowswell T, Fordham E, Mitchell S, Hill S, Tham T. Ivermectin
657 for Prevention and Treatment of COVID-19 Infection: a Systematic Review and Meta-
658 analysis. *Research Square*. 2021.
- 659 91. British Ivermectin Recommendation Development. The BIRD Recommendation on the
660 Use of Ivermectin for Covid-19. [https://www.francesoir.fr/sites/francesoir/files/media-](https://www.francesoir.fr/sites/francesoir/files/media-icons/bird-proceedings-02-03-2021-v151.pdf)
661 [icons/bird-proceedings-02-03-2021-v151.pdf](https://www.francesoir.fr/sites/francesoir/files/media-icons/bird-proceedings-02-03-2021-v151.pdf). Published 2021. Accessed 04.01.2021.
- 662 92. Kim MS, An MH, Kim WJ, Hwang TH. Comparative efficacy and safety of
663 pharmacological interventions for the treatment of COVID-19: A systematic review and
664 network meta-analysis. *PLoS Med*. 2020;17(12):e1003501.
- 665 93. Castañeda-Sabogal A, Chambergo-Michilot D, Toro-Huamanchumo CJ, Silva-Rengifo
666 C, Gonzales-Zamora J, Barboza JJ. Outcomes of Ivermectin in the treatment of COVID-
667 19: a systematic review and meta-analysis. *medRxiv*. 2021:2021.2001.2026.21250420.
- 668 94. World Health Organization. WHO Coronavirus Disease (COVID-19) Dashboard. WHO.
669 <https://covid19.who.int/>. Updated 02.14.2021. Accessed 02.14.2021.
- 670 95. Abate SM, Ahmed Ali S, Mantfardo B, Basu B. Rate of Intensive Care Unit admission
671 and outcomes among patients with coronavirus: A systematic review and Meta-analysis.
672 *PLoS One*. 2020;15(7):e0235653.
- 673 96. Elsayed HH, Hassaballa AS, Ahmed TA, Gumaa M, Sharkawy HY. Variation in outcome
674 of invasive mechanical ventilation between different countries for patients with severe
675 COVID-19: a systematic review and meta-analysis. 2020.
- 676 97. Richardson S. Presenting characteristics, comorbidities, and outcomes among 5700
677 patients hospitalized with COVID-19 in the New York City area (published online ahead
678 of print, 2020 Apr 22). *Jama*.
- 679 98. Yousaf Z, Al-Shokri SD, Al-Soub H, Mohamed MFH. COVID-19-associated SIADH: a
680 clue in the times of pandemic! *Am J Physiol Endocrinol Metab*. 2020;318(6):E882-E885.
- 681 99. Beigel JH, Tomashek KM, Dodd LE, Mehta AK, Zingman BS, Kalil AC, Hohmann E, et
682 al. Remdesivir for the Treatment of Covid-19 - Final Report. *N Engl J Med*.
683 2020;383(19):1813-1826.

- 684 100. Sterne JAC, Murthy S, Diaz JV, Slutsky AS, Villar J, Angus DC, Annane D, et al.
685 Association Between Administration of Systemic Corticosteroids and Mortality Among
686 Critically Ill Patients With COVID-19: A Meta-analysis. *Jama*. 2020;324(13):1330-1341.
687 101. National Institutes of Health. Ivermectin | COVID-19 Treatment Guidelines. National
688 Institutes of Health. [https://www.covid19treatmentguidelines.nih.gov/antiviral-
689 therapy/ivermectin/](https://www.covid19treatmentguidelines.nih.gov/antiviral-therapy/ivermectin/). Published 2020. Updated February 11, 2021. Accessed 02.14.2021.
690 102. Trial Site Staff. WHO's Dr. Maria Van Kerkhove: Ivermectin 'Has Shown Promising
691 Results in Some Trials'. Trial News. [https://trialsitenews.com/whos-dr-maria-van-
692 kerkhove-ivermectin-has-shown-promising-results-in-some-trials/](https://trialsitenews.com/whos-dr-maria-van-kerkhove-ivermectin-has-shown-promising-results-in-some-trials/). Published 2021.
693 Updated February 6, 2021. Accessed 02.14.2021.
694 103. FDA. FAQ: COVID-19 and Ivermectin Intended for Animals | FDA. FDA.
695 [https://www.fda.gov/animal-veterinary/product-safety-information/faq-covid-19-and-
696 ivermectin-intended-animals](https://www.fda.gov/animal-veterinary/product-safety-information/faq-covid-19-and-ivermectin-intended-animals). Published 2020. Updated 12/16/2020. Accessed
697 02.14.2021.
698 104. FDA. Why You Should Not Use Ivermectin to Treat or Prevent COVID-19 | FDA.
699 [https://www.fda.gov/consumers/consumer-updates/why-you-should-not-use-ivermectin-
700 treat-or-prevent-covid-19](https://www.fda.gov/consumers/consumer-updates/why-you-should-not-use-ivermectin-treat-or-prevent-covid-19). Published 2021. Updated 03.05.2021. Accessed 04.10.2021.
701 105. European Medicines Agency. EMA advises against use of ivermectin for the prevention
702 or treatment of COVID-19 outside randomised clinical trials | European Medicines
703 Agency. [https://www.ema.europa.eu/en/news/ema-advises-against-use-ivermectin-
704 prevention-treatment-covid-19-outside-randomised-clinical-trials](https://www.ema.europa.eu/en/news/ema-advises-against-use-ivermectin-prevention-treatment-covid-19-outside-randomised-clinical-trials). Published 2021.
705 Updated 03.22.2021. Accessed 04.10.2021.
706 106. Walkey AJ, Sheldrick RC, Kashyap R, Kumar VK, Boman K, Bolesta S, Zampieri FG, et
707 al. Guiding Principles for the Conduct of Observational Critical Care Research for
708 Coronavirus Disease 2019 Pandemics and Beyond: The Society of Critical Care
709 Medicine Discovery Viral Infection and Respiratory Illness Universal Study Registry.
710 *Crit Care Med*. 2020;48(11):e1038-e1044.
711 107. Walkey AJ, Kumar VK, Harhay MO, Bolesta S, Bansal V, Gajic O, Kashyap R. The
712 Viral Infection and Respiratory Illness Universal Study (VIRUS): An International
713 Registry of Coronavirus 2019-Related Critical Illness. *Crit Care Explor*.
714 2020;2(4):e0113.
715 108. FDA. FDA experts discuss COVID-19 therapeutic clinical trials | American Medical
716 Association. AMA Webinar Series. [https://www.ama-assn.org/delivering-care/public-
717 health/fda-experts-discuss-covid-19-therapeutic-clinical-trials](https://www.ama-assn.org/delivering-care/public-health/fda-experts-discuss-covid-19-therapeutic-clinical-trials). Updated 03/17/2021.
718 Accessed 04/15/2021.

719

720 **Figure Legends:**

721 **Figure 1: Preferred Reporting Items for Systematic Reviews and Meta-Analyses flow—**

722 **study inclusion. ICU: Intensive Care Unit, CDC: Centers for Disease Control and**

723 **Prevention, RCT: Randomized controlled trial, WHO: World Health Organization**

724 **Figure 2: Meta-analysis for Ivermectin use and overall Mortality**

725 **Figure 3: Subgroup analysis by study design for Ivermectin use and mortality**

726 **Figure 4: Meta-analysis for Ivermectin use and need for ICU admission and mechanical**

727 **ventilation**

728 **Figure 5: Meta-analysis for Ivermectin use and Adverse effects**

729 **e-figure 1: Sensitivity analysis Mortality- clinical trials (excluded Galan et al)**

730 **e-figure 2: Sensitivity analysis Mortality- RCTs (excluded Elgazzar et al)**

731 **e-figure 3: Sensitivity analysis Mortality- Observational (excluded Soto-Becerra et al)**

732 **e-figure 4: Subgroup Analysis- Inpatient overall**

733 **e-figure 5: Sensitivity Analysis- Inpatient overall (excluded Soto-Becerra et al)**

734 **e-figure 6: Subgroup Analysis- Inpatient by Study Design -RCTs**

735 **e-figure 7: Sensitivity Analysis- Inpatient RCTs (excluded Galan et al)**

736 **e-figure 8: Subgroup Analysis- Inpatient by Study Design -Observational**

737 **e-figure 9: Sensitivity Analysis- Inpatient Observational (excluded Soto-Becerra et al)**

738 **e-figure 10: Pooled Mortality overall**

739 **e-figure 11: Pooled Need for ICU admission**

740 **e-figure 12: Pooled Need for Mechanical Ventilation**

741 **e-figure 13: Pooled adverse event overall**

742 **e-figure 14: Funnel Plot overall mortality**

743 **e-figure 15: Funnel Plot Mortality RCTs-Mild/Moderate COVID-19**

744 **e-figure 16: Funnel Plot Mortality RCTs-Severe COVID-19**

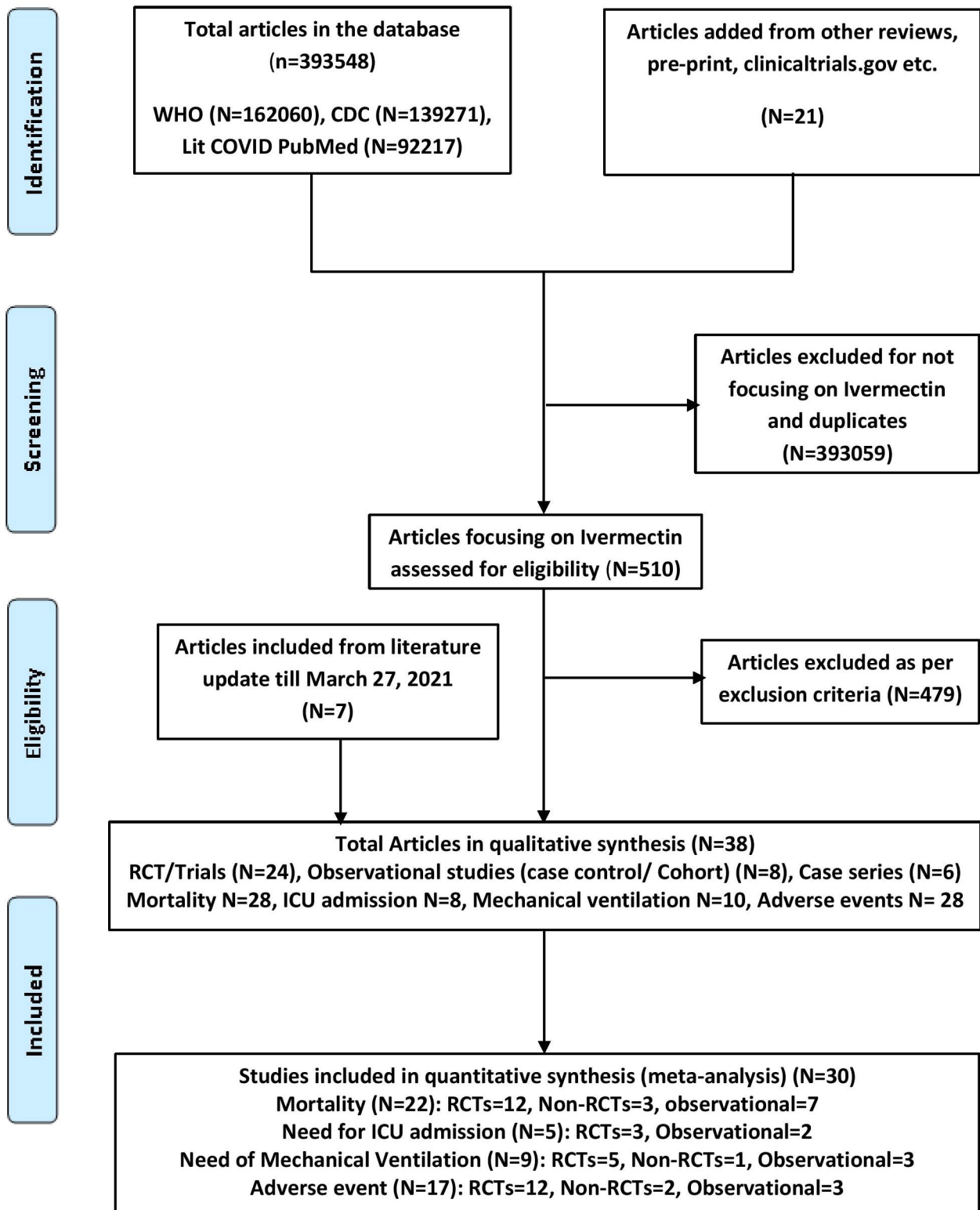
745 **e-figure 17: Funnel Plot Need for ICU Admission**

746 **e-figure 18: Funnel Plot Need for Mechanical Ventilation**

747 **e-figure 19: Funnel Plot Adverse event**

748

- 749 **e-table 1. Study characteristic table for all included studies**
- 750 **e-table 2. Cochrane Risk of bias assessment of the trials those were included in the study**
- 751 **e-table 3. Correlation of quality measures with estimates of treatment effects assessment of**
752 **the trials those were included in the study**
- 753 **e-table 4. NIH quality assessment Tool for case series those were included in the study**
- 754 **e-table 5. NIH Quality Assessment of Case-Control Studies**
- 755 **e-table 6. NIH Quality Assessment of Observational Cohort and Cross-Sectional Studies**
- 756 **e-table 7. Certainty of the evidence (GRADE) Profile at Outcome Level**
- 757 **e-table 8. Ongoing clinical trials**



Abbreviation: WHO: World Health Organization, CDC: CDC: Centers for Disease Control and Prevention, RCT: Randomized controlled trial, Non-RCT: Non Randomized controlled trial, ICU: Intensive Care Unit

Figure 2A: Meta-analysis for Ivermectin use and Overall Mortality

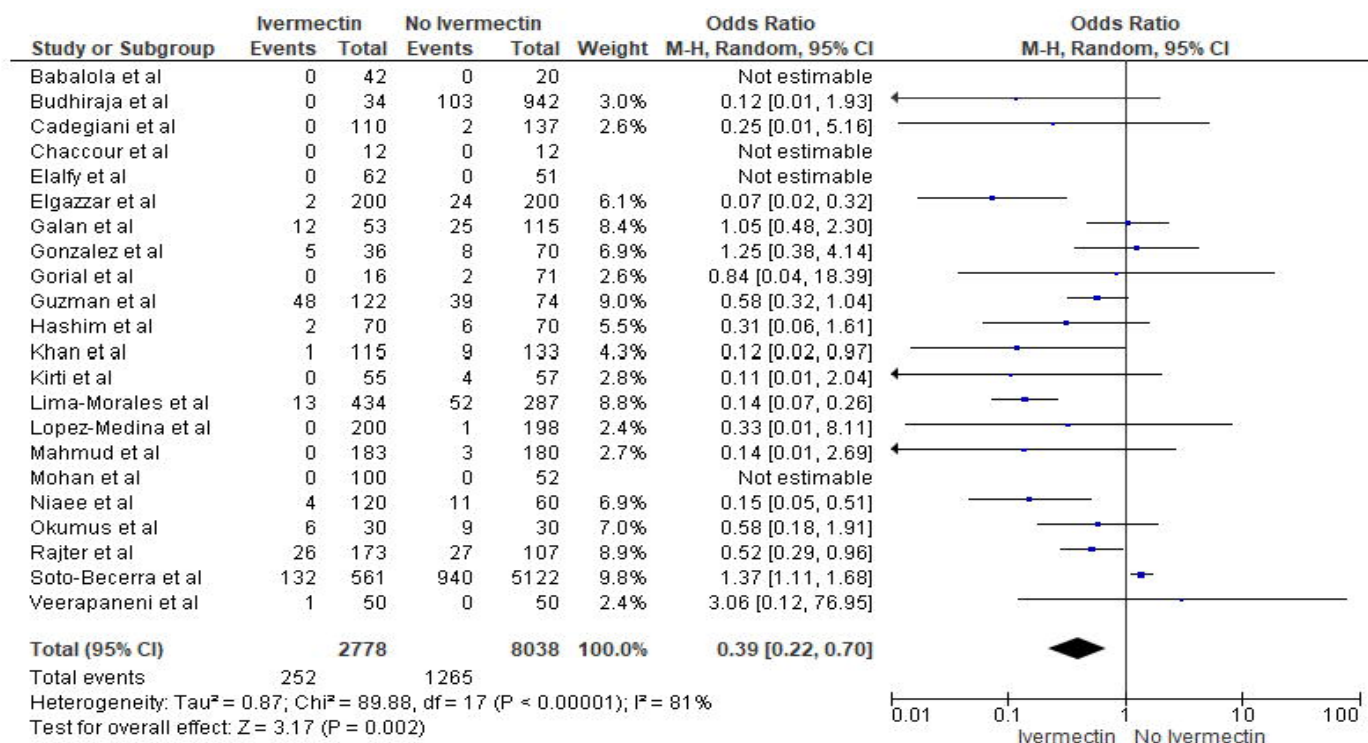


Figure 2B: Overall Mortality-Sensitivity analysis (excluded Soto Becerra et al)

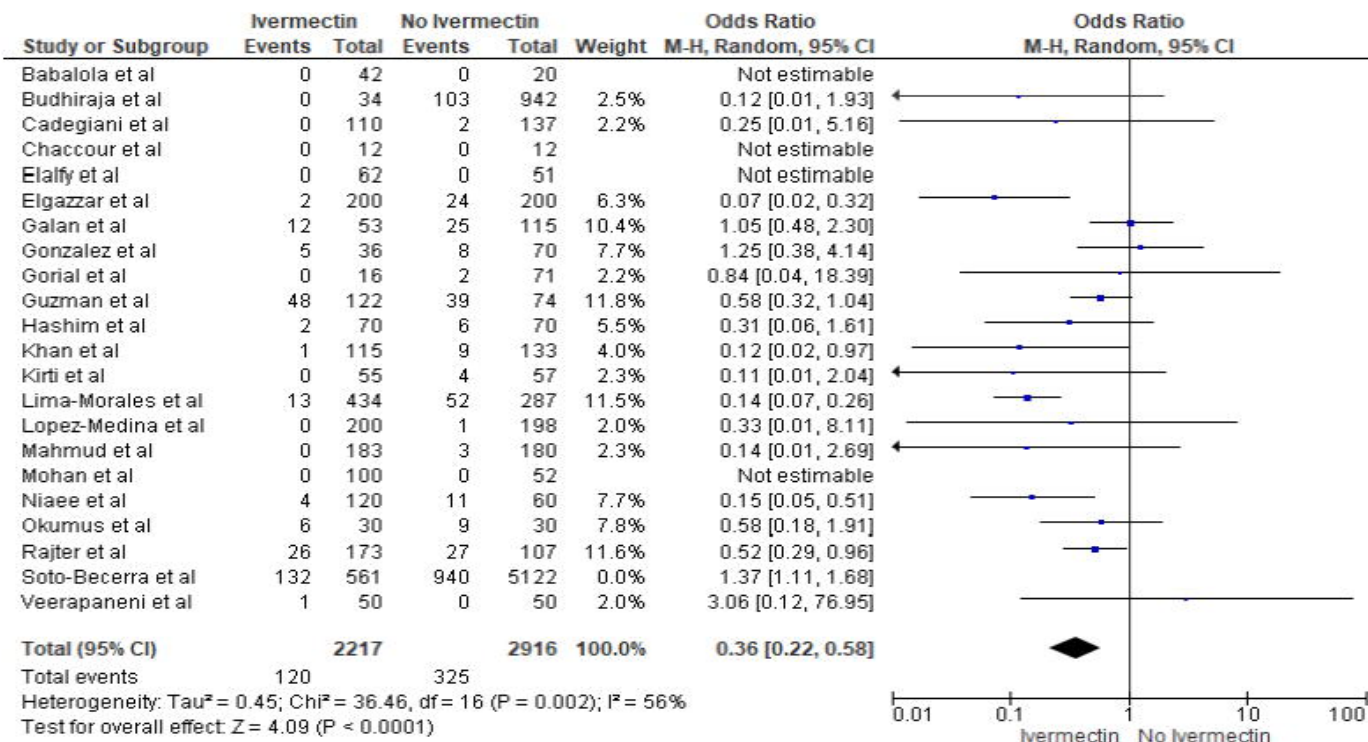


Figure 3A: Subgroup analysis by Study Designs- Clinical trials

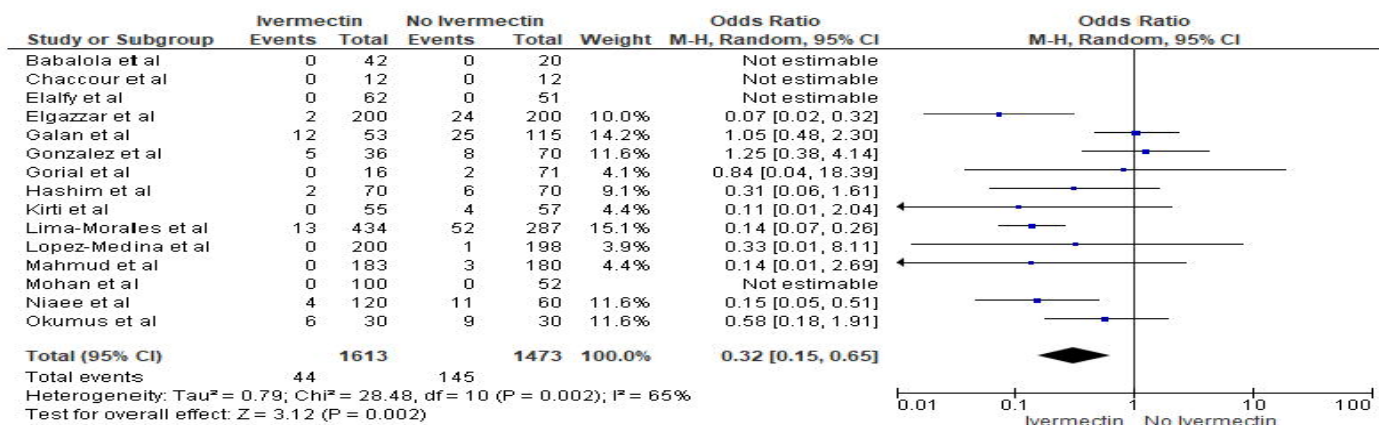


Figure 3B: Subgroup analysis by Study Designs- RCTs

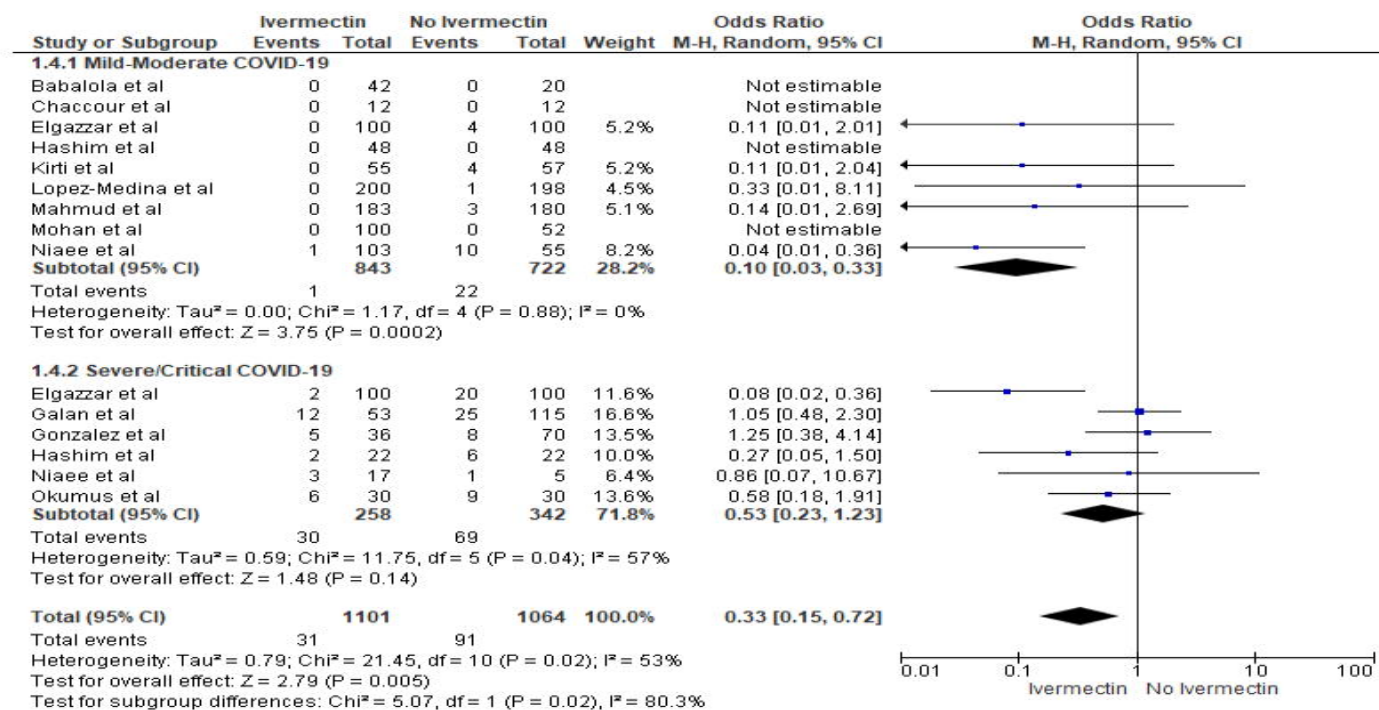


Figure 3C: Subgroup analysis by Study Designs- Observational

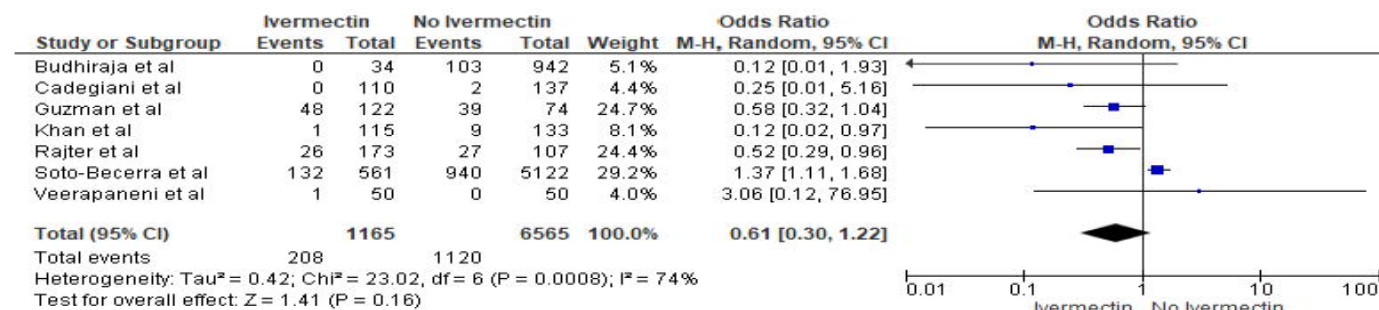


Figure 4A: Meta-analysis for Ivermectin use and need for ICU admission

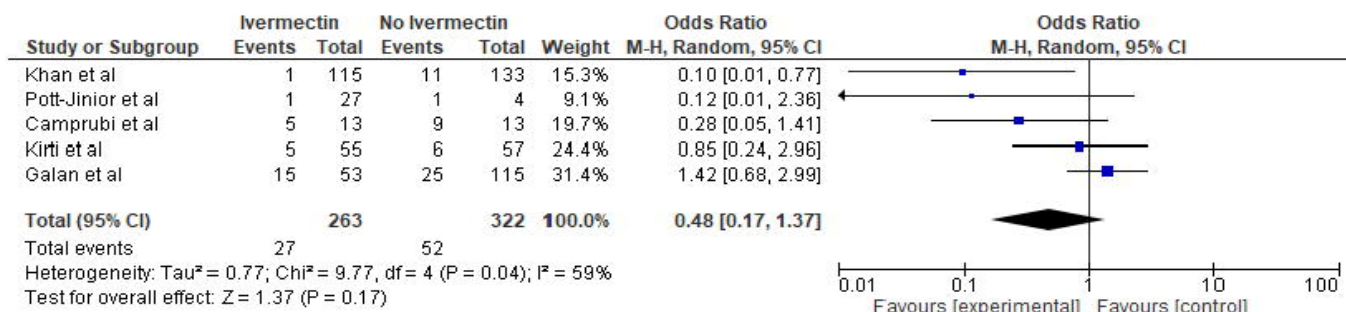


Figure 4B: Sensitivity-analysis (excluded Galan et al)

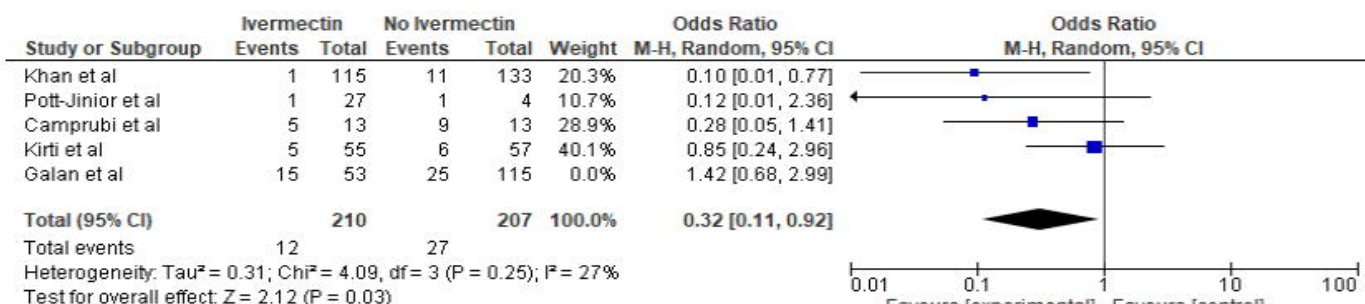


Figure 4C: Meta-analysis for Ivermectin use and need for Mechanical Ventilation

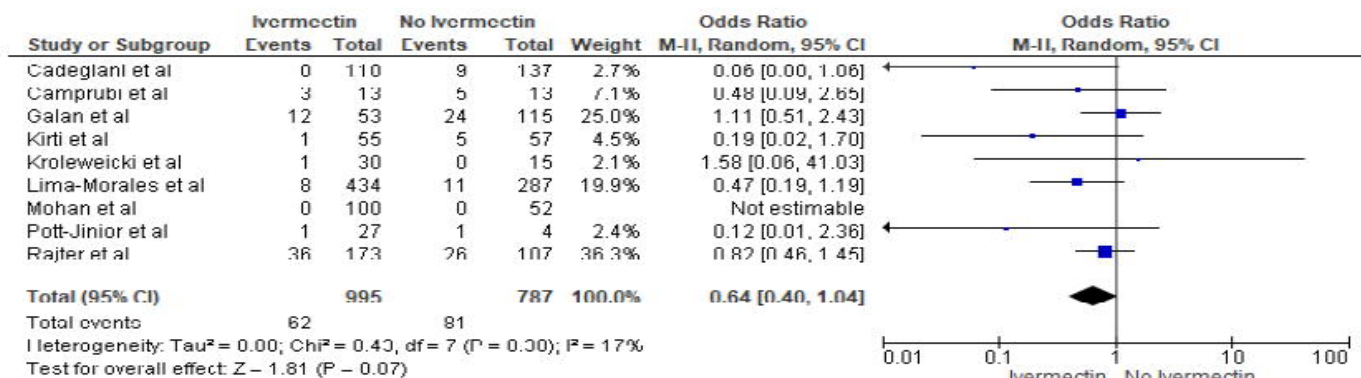


Figure 4D: Sensitivity-analysis (excluded Galan et al)

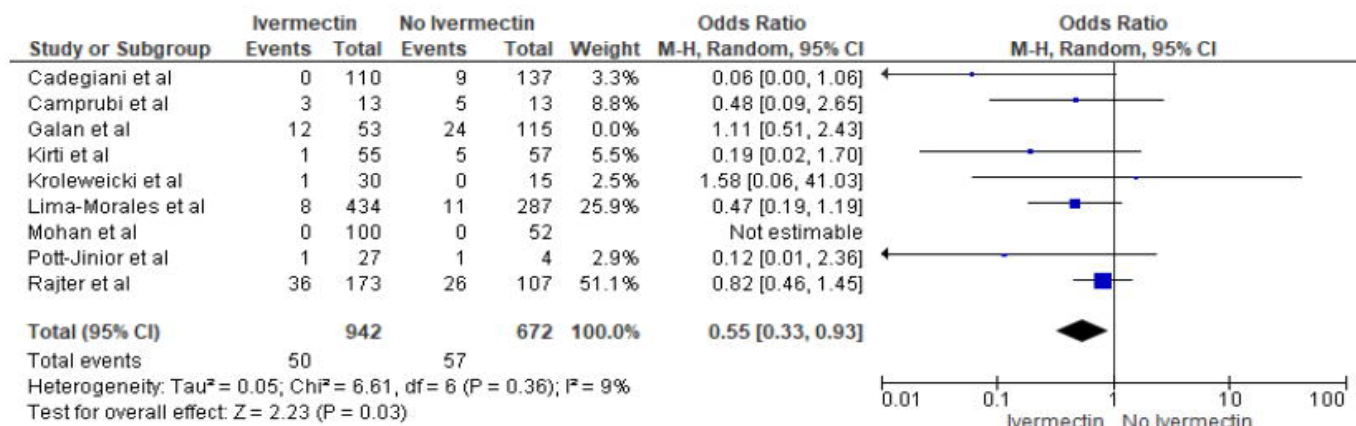


Figure 5A: Meta-analysis for Ivermectin use and Adverse effects

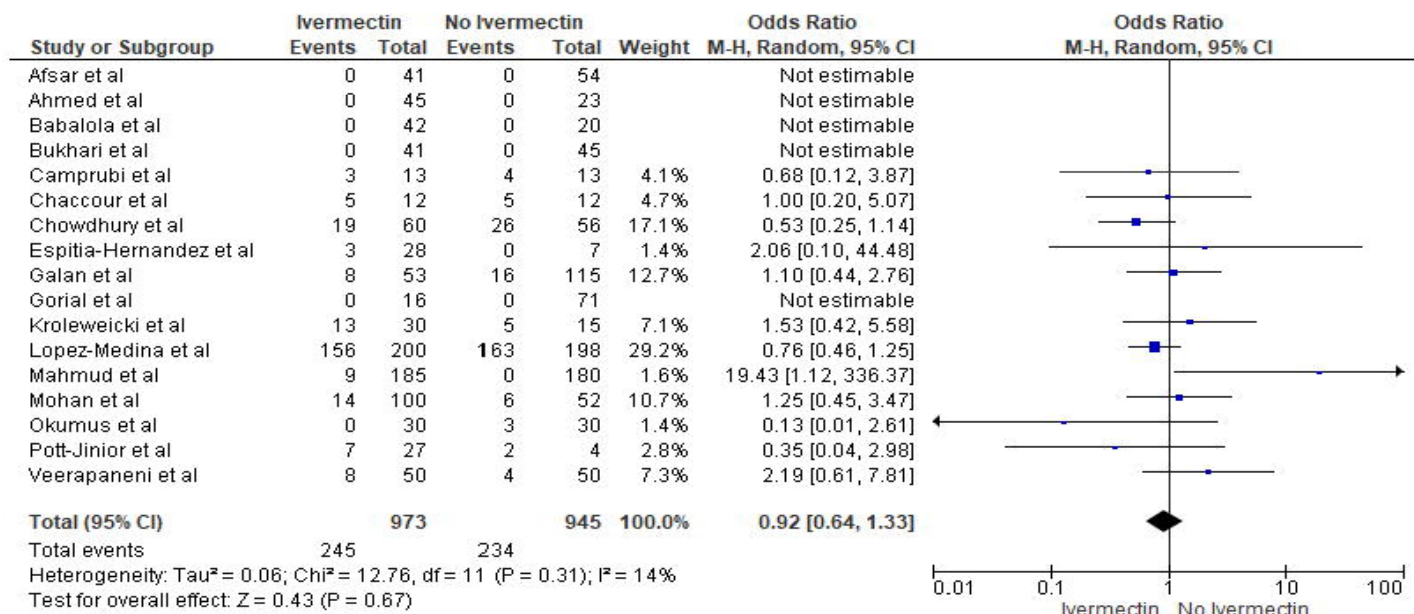


Figure 5B: Sensitivity-analysis (excluded Mahmud et al)

