

1 **Violence and Non-fatal Injuries among Vietnamese In-school Adolescents:**  
2 **National Prevalence Estimates and Associated Factors**

3  
4 **Authors:** Le Phuong Anh, BSc<sup>1</sup>, Hoang Van Minh, MD, PhD<sup>2</sup>, Tran Thi Tuyet Hanh, PhD<sup>2</sup>,  
5 Khuong Quynh Long, MD<sup>2</sup>, Momoe Takeuchi, PhD<sup>1</sup>, Nguyen Tuan Lam, MD, MSc<sup>1</sup>, Pham Thi  
6 Quynh Nga, MD, MSc<sup>1</sup>, Le Van Tuan, PhD<sup>3</sup>, Tran Quoc Bao, MD, MPH<sup>4</sup>, Kidong Park, PhD<sup>1</sup>

7 <sup>1</sup>World Health Organization, Country Office for Viet Nam, Hanoi, 100000, Viet Nam

8 <sup>2</sup>Hanoi University of Public Health, Hanoi, 100000, Vietnam

9 <sup>3</sup>Vietnam Ministry of Education and Training, Hanoi, 100000, Vietnam

10 <sup>4</sup>General Department of Preventive Medicine, Ministry of Health, Hanoi, 100000, Vietnam

11

12 **Corresponding author:** Le Phuong Anh

13 World Health Organization, Country Office for Viet Nam

14 Address: 304 Kim Ma, Ba Dinh, Hanoi, 100000, Viet Nam

15 Email address:

16 Telephone:

17 **Abstract**

18 **Background:** School violence and injury are major public health problems worldwide; however,  
19 current information on these issues in Vietnam is lacking. We aim to investigate the prevalence of  
20 violence and non-fatal injury and associated factors among Vietnamese adolescents aged 13-17  
21 years old.

22 **Methods:** We used data from the 2019 Vietnam Global School-based Student Health Survey  
23 (GSHS), which is a nationally representative survey developed by the World Health Organization  
24 to monitor behavioral risk factors among school-aged students. The Vietnam GSHS 2019 was  
25 conducted in 20 provinces and cities, with a sample size of 7,690 male and female students aged  
26 13-17 years old.

27 **Results:** We found the prevalence of violence and non-fatal injury was 14.5% and 21.4%,  
28 respectively. Common risk factors for both violence and non-fatal injuries included cigarette  
29 smoking, alcohol use, mental health problems, and living with neither parent; violence was also a  
30 risk factor for non-fatal injuries. Student older age was associated with lower odds of school  
31 violence. Parents played an important role in preventing violence among female students and non-  
32 fatal injuries in both genders.

33 **Conclusions:** Future policies should consider individual factors as well as adolescent-parent  
34 bonding, to mitigate the burden of violence and injury among in-school adolescents in Vietnam.

35 **Key words:** *Violence, Non-fatal Injuries, Adolescents, GSHS, Vietnam*

36

## 37 **Introduction**

38 School violence occurs when a student is physically attacked or involved in a physical fight at  
39 school, on the way to/from school, or at school-related events. Every year, 200,000 homicides  
40 occur among young people aged 10-29 years old worldwide.<sup>1</sup> Furthermore, violence has serious,  
41 life-long impacts on physical health, psychological health, and the social functioning of young  
42 people.<sup>1</sup> In a study of student victimization across 37 nations, an average of 27.8% of students  
43 reported that they had been victims of school violence at least once in the month preceding the  
44 survey. Countries with the highest rates of victims of school violence are Hungary, Romania, and  
45 the Philippines.<sup>2</sup> The prevalence of violence among 68 low-to-middle-income countries (LMICs)  
46 is 35.6%.<sup>3</sup> Indeed, school violence is prevalent in many countries around the world, which makes  
47 it a global public health concern.

48 Serious non-fatal injuries result from various causes, including violence. The classification of  
49 serious injury is when an individual is forced to miss at least one full day of normal activities (such  
50 as school, sports, or work), or requires treatment by a doctor or a nurse. These injuries lead to more  
51 than 5 million deaths annually and are a major public health problem.<sup>4</sup> Moreover, injury is among  
52 the leading causes of death among adolescents worldwide.<sup>5</sup> A research study that looked at 11-,  
53 13-, and 15-year-old adolescents in 11 industrialized countries, reported that 41.3% of all children  
54 had been injured and needed medical treatment in the preceding 12 months.<sup>6</sup> Among 68 LMICs,  
55 serious injury affected 47.8% of male students and 37.5% of female students.<sup>3</sup> The Global School-  
56 based Student Health Survey (GSHS) in four Southeast Asian Countries reported an average of  
57 42.2% of adolescents having suffered one or more serious injuries within the preceding 12  
58 months.<sup>7</sup>

59 The current literature reports that, among students, school violence is associated with suicide<sup>8,9</sup>;  
60 injury is associated with poor mental health<sup>10-13</sup> and violence;<sup>9,11,13-15</sup> and both violence and injury  
61 are associated with substance use<sup>7-9,11,16</sup> and truancy.<sup>9-11,17</sup> Insufficient parental supervision<sup>9</sup> and  
62 lack of parental bonding<sup>13</sup> are risk factors for violence and injury, while parental respect and  
63 parental support are protective factors.<sup>8,17</sup>

64 Vietnam is a low-to-middle-income country in the Southeast Asia region, with a population of  
65 95.5 million.<sup>18</sup> According to GSHS 2013, 34.3% of male middle-school students, and 25.1% of  
66 female middle-school students in Vietnam, experienced one or more serious injuries.<sup>19</sup> Although  
67 there are some published papers on violence and injury in industrialized countries and on the  
68 overall status in LMICs, scientific evidence on violence or injury and associated factors in Vietnam  
69 is very scarced, since school violence is a sensitive topic in Vietnamese culture. In Vietnam,  
70 schools with a high prevalence of violence are likely to suffer from negative media coverage and  
71 gain a bad reputation; therefore, school officials may have little incentive to facilitate research on  
72 school violence. GSHS 2019 was supported by both the Ministry of Health and the Ministry of  
73 Education and Training in Vietnam, which facilitated data collection in schools across the whole  
74 country and allowed preparation of a nationally representative report of both violence and injury  
75 among Vietnamese school students.

76 In this study, we used data from GSHS 2019 to report on the status of these two topics in Vietnam  
77 and to provide the most up-to-date information on the prevalence of violence and non-fatal injury  
78 in Vietnam in 2019 and their associated factors.

79

## 80 **Methods**

### 81 **Data source**

82 This study used data resulting from the Vietnam GSHS 2019, which is a nationally representative  
83 survey of students aged 13-17. Hanoi University of Public Health conducted this survey in  
84 collaboration with the General Department of Preventive Medicine, the Ministry of Health, and  
85 the Ministry of Education and Training, Vietnam. The World Health Organization (WHO) and  
86 Center for Disease Control (CDC) provided financial and technical assistance. GSHS 2019  
87 consists of core questionnaire modules with expanded and country-specific questions that cover  
88 key areas of behavioral risk factors and protective factors among school-age adolescents.

89

### 90 **Study setting and participants**

91 GSHS 2019 followed the WHO standardized study design, using cross-sectional two-stage cluster  
92 sampling to obtain a representative sample of students in senior secondary schools (grades 8-9)  
93 and high schools (grades 10-12). The Vietnam GSHS 2019 was conducted in 20 provinces and  
94 cities. In the first stage, we selected schools based on the probability proportional to size sampling  
95 technique. To make the sample representative for subpopulations, we stratified the sample by place  
96 of residence (rural/urban) and school level (senior secondary/high school). We selected a sample  
97 size of 1,500 and a response rate of 90% for each stratum, to ensure a margin of error of less than  
98 5%. In the second stage, we applied a simple random sampling technique to choose classes from  
99 each selected school. All students in the selected classes were eligible to participate in the study  
100 regardless of their actual age. In total, we collected data from 7,796 students in 81 schools and 210  
101 classes. The school and student response rate was 96.4% and 97.0%, respectively.

102

103 **Study instruments**

104 We used the WHO standardized GSHS questionnaire to develop the Vietnam-specific instrument.  
105 Firstly, we applied forward and backward translation of the English version. Some country-  
106 specific questions were then added to form the initial version of the Vietnam GSHS 2019  
107 questionnaire. The instrument was pre-tested in the target population at two schools in Hanoi,  
108 Vietnam. After the pre-test, the questionnaire was revised to ensure that students could understand  
109 and complete the survey within the allocated time. These students were excluded from the final  
110 sample.

111

112 **Data collection**

113 Before collecting data at the selected classes, we obtained written informed consent from the  
114 students' parents/guardians with the assistance of the school administrators. In the ensuing days,  
115 we surveyed the students who had a completed consent form from their parents/guardians and who  
116 were willing to participate in the study. Students answered the self-administered questionnaire on  
117 separate, computer scannable answer sheets, during one classroom period.

118

119 **Study variables**

120 **Table 1** provides the variable definitions of this study.

121 ***Outcome variables***

122 The two outcome variables of the study are violence and non-fatal injuries. Violence was assessed  
123 by asking students if they had experienced any physical attacks or been involved in any physical  
124 fight in the preceding 12 months. Non-fatal injuries were assessed by asking students if they had  
125 been seriously injured in the previous 12 months.

126 ***Independent variables***

127 We assessed the potential correlates of violence and non-fatal injuries, including demographic  
128 characteristics (gender, age, place of residence, living with parents); parental factors (parental  
129 monitoring, parental support, parental respect, parental expectation); number of close friends; risk  
130 behaviors (alcohol use and the smoking of cigarettes); mental health problems (suicide attempt,  
131 loneliness, worrying); and truancy. The details on the variable definitions are shown in Table 1.

132 **(Table 1 is about here)**

133

134 **Data analysis**

135 We used frequency and weighted percentages to describe the categorical variables: weighted  
136 percentage and 95% confidence interval (CI) to compare the prevalence of violence and injury  
137 across groups. Since the patterns of violence and injury are potentially different between gender  
138 groups, we stratified all analyses by gender. In this study, among 7,796 students, 106 self-identified  
139 as other-gender. Due to the small sample of the other-gender group, we included only male and  
140 female gender (n = 7,690) in the stratified analyses.

141 To identify factors related to the outcomes of interest, we applied multivariate logistic regression.

142 The variables included in the multivariate models were based on our literature review of potential  
143 covariates of violence and injury among school-aged adolescents. We utilized the survey package  
144 “svy” in Stata version 16 SE (StataCorp, College Station, TX, USA) to account for the cluster  
145 sampling design and sampling weights of the GSHS. We reported the odds ratio (OR) and 95% CI  
146 for modeling results and used a significance level of 0.05 for all statistical tests.

147

## 148 **Results**

### 149 *Participant characteristics*

150 **Table 2** describes the characteristics of the study participants. More than half of the students were  
151 female (54.0%), attending secondary school (55.5%), and living in rural areas (63.5%). Most of  
152 the participants lived with both their mother and father (72.4%). Regarding parental factors, 47.7%  
153 of parents were involved in their children's homework and free time, 55.8% understood and gave  
154 advice and guidance, 85.7% had respect, and 54.8% had a high expectation of their children. About  
155 two-thirds of the students had three or more close friends, 44.0% drank alcohol, and 8.2% smoked  
156 cigarettes. Regarding mental health, 12.3% of the students felt lonely, 6.1% felt worried, and  
157 15.4% had attempted suicide in the preceding 12 months. Around 15.1% of the students had  
158 committed truancy in the previous 30 days.

159 **(Table 2 is about here)**

### 160 *Violence and non-fatal injury prevalence*

161 The prevalence of violence and non-fatal injury among Vietnamese adolescents in 2019 was 14.5%  
162 (95% CI: 12.6-16.6) and 21.4% (95% CI: 19.8-23.2), respectively. This prevalence was  
163 significantly higher in males than in females, with 21.7% (95% CI: 18.1-25.7) vs. 8.3% (95% CI:  
164 7.4-9.5) experiencing violence, and 27.7% (95% CI: 24.6-31.1) vs. 16.1% (95% CI: 14.5-17.8),  
165 sustaining non-fatal injuries. The prevalence of violence decreased by age; ranging from 32.4%  
166 (95% CI: 24.7-40.2) to 12.6% (95% CI: 8.4-16.8) among males, and 11.1% (95% CI: 7.3-14.9) to  
167 4.6% (95% CI: 3.2-6.0) among females, while differences in non-fatal injury prevalence were not  
168 significant between age groups (**Figure 1**).

169 Details of the prevalence of violence and non-fatal injury by student characteristics are available  
170 in **Supplemental Table 1**.



171 **(Figure 1 is about here)**

172 *Factors related to violence*

173 **Figure 2** shows the results of multivariable logistic model of factors related to violence among  
174 adolescents aged 13-17 in Vietnam in 2019. Conditional on all other factors, drinking alcohol is  
175 associated with significantly higher odds of violence among male students (OR = 2.11, 95% CI:  
176 1.45-3.07). Female students living in urban areas or living with neither father nor mother were  
177 likely to have higher odds of violence (OR = 1.35, 95% CI: 1.01-1.82, and OR = 1.52, 95% CI:  
178 1.01-2.28, respectively), whereas those with high parental respect had lower odds of violence (OR  
179 = 0.58, 95% CI: 0.41-0.82). Smoking cigarettes, loneliness, and suicide attempts were significantly  
180 associated with increased odds of violence, while higher age was a protective factor against  
181 violence in both genders.

182 **(Figure 2 is about here)**

183 *Factors related to non-fatal injuries*

184 **Figure 3** shows the findings of multivariable logistic model of factors associated with non-fatal  
185 injuries among Vietnamese adolescents aged 13-17 in 2019. We found that male students living  
186 with neither mother nor father and smoking cigarettes had a higher likelihood of non-fatal injury  
187 (OR = 1.30, 95% CI: 1.07-1.58, and OR = 1.43, 95% CI: 1.08-1.88, respectively). Among female  
188 students, higher odds of non-fatal injury were found in those who felt worry (OR = 2.06, 95% CI:  
189 1.34-3.17), had attempted suicide (OR = 1.40, 95% CI: 1.13-1.72), and drank alcohol (OR = 1.40,  
190 95% CI: 1.09-1.80). In contrast, female students with parental respect had 40% lower odds of non-  
191 fatal injuries (OR = 0.60, 95% CI: 0.42-0.84). In both genders, exposure to violence was a  
192 significant risk factor for non-fatal injuries.

193 **(Figure 3 is about here)**

## 194 **Discussion**

195 In this study, we found that the prevalence of violence among Vietnamese students aged 13-17 is  
196 14.5% and the prevalence of non-fatal injury is 21.4%. Violence and non-fatal injury are both more  
197 prevalent among male students compared to female students. Older students are less likely to be  
198 involved in violence, although a higher age is not a protective factor for non-fatal injury. Risk  
199 factors for violence among students include alcohol use, smoking cigarettes, mental health  
200 problems, living in urban areas, and living with neither parent. For non-fatal injury, risk factors  
201 include smoking cigarettes, alcohol use, living with neither parent, violence, and mental health  
202 problems. It is notable that parental factors have a significant impact on female students regarding  
203 both violence and non-fatal injury. Parental respect significantly reduces the odds of violence and  
204 non-fatal injury among female students, while living with neither parent increases the risk of  
205 violence. Our findings serve as evidence for developing effective prevention and action strategies  
206 to mitigate the burden of violence and injury among adolescents in Vietnam and other low- and  
207 lower-middle-income countries.

208 Previous studies have reported that the prevalence of violence is different across countries. Han et  
209 al.<sup>3</sup> found the prevalence of physical attack and physical fighting among 68 low-middle-income  
210 countries (LMICs) from 2009 to 2015 to be 35.6 (95% CI: 30.7–40.5) and 36.4 (95% CI: 29.9–  
211 42.9), respectively. The prevalence was lower in high-income countries. For example, the Youth  
212 Risk Behavior Survey in 2015 showed that 23.6% (95% CI: 21.6–25.6) of adolescents in the USA  
213 had been involved in a physical fight.<sup>20</sup> The prevalence of physical fighting (defined as at least  
214 four incidents of fighting in the previous 12 months) among adolescents in the USA and Northern  
215 European countries is less than 6.5%.<sup>21</sup> The overall prevalence of violence in our study was lower  
216 than the findings from other countries. The differences in these prevalence estimates might be

217 explained by the cultural differences between countries in terms of violence. The year when the  
218 surveys were conducted might also account for the variation, given that the prevalence of violence  
219 in Vietnam in 2013 was 27.2% (95% CI: 24.1–30.5),<sup>22</sup> which was similar to other countries at that  
220 time. A systematic analysis of the global updated data is unfortunately not available; however, it  
221 can be observed that the prevalence of violence among Vietnamese students in 2019 reduced  
222 significantly compared to 2013. This reduction might be due to Vietnam’s rapid economic growth,  
223 and more attention and investment being given to education. A previous study demonstrated the  
224 relationship between spending on education and the prevalence of physical fighting among  
225 adolescents.<sup>21</sup> Furthermore, reduction in school violence prevalence in Vietnam would not have  
226 been possible without the crucial role of the Ministry of Education and the coordinated effort of  
227 school governors and staffs. In 2017, the Ministry of Education issued Decision 5886 which  
228 consisted of a comprehensive action plan for prevention and control of school violence.<sup>23</sup> Indeed,  
229 it is very important to integrate violence prevention content not only in formal curriculum but also  
230 in extracurricular activities. The decision also emphasizes the importance of communication  
231 activities, safe school environment and training for school staffs. It is also notable that the  
232 prevalence of violence in our study includes not only students who were victims of violence but  
233 also those who were actively involved in physical fights. From our study, it was found that 10.42%  
234 (95% CI: 8.98-11.87) of students were physically attacked. Male students were more likely to be  
235 victims of violence (15.4%, 95% CI: 12.55-18.26) compared to female students (6.05%, 95%  
236 CI:5.28-6.83).

237 Our results regarding the prevalence of non-fatal injuries among young adolescents are relatively  
238 lower than studies from other LMICs. For instance, the prevalence of injury across 68 countries  
239 reported by Han et al.<sup>3</sup> was 42.9% (95% CI: 39.0–46.9), in which the highest prevalence was found

240 in the African region, with 48.1% (95% CI: 40.2–55.9). Street et al.<sup>24</sup> analyzed the data from  
241 95,811 students aged 13–15 years in 47 LMICs between 2003 and 2012 and found that 39.9%  
242 (95% CI: 35.1–44.8) of the participants reported at least one serious injury during the preceding  
243 12 months. Similar to Han et al.,<sup>3</sup> Street et al. also showed that the highest percentages were in  
244 Samoa (72.1%) and six countries in Sub-Saharan Africa.<sup>24</sup> The differences in prevalence estimates  
245 in our study and the above studies might be explained by the differences in the location where the  
246 surveys were conducted; the two previous studies included many high-risk regions.<sup>3,24</sup>

247 Non-fatal injuries among school-aged adolescents in Vietnam in 2019 were also less prevalent  
248 compared to 2013 (29.3%).<sup>22</sup> This result shows great progress in injury prevention in Vietnam.  
249 Multisectorial effort among the Ministry of Health, the Ministry of Education, and the Ministry  
250 of Labour – Invalids and Social Affairs has led to implementation of many injury prevention  
251 activities in the community, focusing on communication to raise awareness, education for school  
252 staff and parents, and building safe communities for children and adolescents. However, this  
253 prevalence figure was still higher than that reported among adolescents in developed countries; for  
254 example, from 9.8% to 7.8% between 2003 and 2011 in Spain.<sup>25</sup> This finding indicates that despite  
255 efforts on injury prevention, serious injury should be considered as a public health priority,  
256 particularly in LMICs with limited resources for healthcare.

257 Regarding gender, our results indicate that male students suffer more violence and injury than  
258 female students. These results are consistent with previous studies<sup>17,19,25</sup> and may be because boys  
259 are more physically active than girls, and tend to get involved more easily in competitive activities  
260 such as physical fights and games.<sup>26,27</sup> We observed many common risk factors for violence and  
261 non-fatal injury, including the smoking of cigarettes, alcohol use, mental health problems, and  
262 living with neither parent, with violence also being a risk factor for injury. These findings are

263 consistent with research from many other countries.<sup>7-9,28-30</sup> Notably, mental health is a risk factor  
264 for non-fatal injuries among female students and for violence in both genders, which accords with  
265 previous studies.<sup>29,31</sup> With the popularity of social platforms and rapid access to a wide range of  
266 information, Vietnamese students may face an increased risk of mental health problems, which is  
267 particularly worrying given that mental health is also associated with violence and non-fatal injury.  
268 Moreover, parents were found to play a crucial role in preventing violence and non-fatal injury  
269 among Vietnamese students; this may be explained by Vietnamese family culture, where parents  
270 and children have close bonds, and parents are often involved in children's education, personal  
271 development, and even daily activities. Studies from other countries have also indicated that the  
272 better and closer the parent-children relationship is, the less likely violence and injury among  
273 children will occur.<sup>32-34</sup> Wright and Fitzpatrick reported that certain aspects of the parent-  
274 adolescent relationship, such as trust, involvement, and connection, are protective factors of  
275 adolescent violence.<sup>34</sup> The relationship between parent and child may also impact adolescents in  
276 other ways, such as preventing depression and self-harm behaviors, and in turn, preventing  
277 violence and injury.<sup>35</sup> Together, our findings highlight the need for the implementation of effective  
278 public health interventions that take into account a comprehensive list of factors to mitigate the  
279 burden of violence and injuries among adolescents in Vietnam, including behavioral risk factors,  
280 mental health, and adolescent-parent bonding.

281

### 282 ***Strengths and limitations***

283 A strength of our study is the large and nationally representative sample, using a standardized  
284 study design and research method. The study also used the most recent dataset (GSHS 2019) to  
285 provide a timely assessment of the status of violence and non-fatal injury among adolescents in

286 Vietnam, and associated factors. Furthermore, the results from this study account for a wide age  
287 range of adolescents (13-17 years old), and are comparable across the country. However, we also  
288 recognize some limitations of our study. First, due to its self-reporting nature, the information  
289 obtained through the survey may be subject to recall bias. Second, although most adolescents in  
290 Vietnam are in school, this study focused only on in-school adolescents, which may not be  
291 representative of all adolescents, including those who are not in school. Thirdly, given the cross-  
292 sectional design, we could not confirm causal inferences and were not able to evaluate the long-  
293 term consequences of violence and injury.

294

## 295 **Conclusion**

296 Despite the reduction in rates of violence and non-fatal injury, the prevalence of these issues is  
297 still relatively high among students in Vietnam. Common associated factors of violence and non-  
298 fatal injuries include behavioral risk factors, mental health problems, and parental factors. Future  
299 policies should consider both individual factors as well as adolescent-parent bonding in order to  
300 reduce the burden of violence and injury among adolescents in Vietnam.

301

## 302 **Declarations**

303 **Funding:** The 2019 Global School-based Student Health Survey was conducted with financial  
304 support from the World Health Organization. The authors received no funding for the data  
305 analysis, data interpretation, manuscript writing, authorship, and/or publication of this article.

306 **Conflict of interests:** The authors declare that they have no conflict of interest.

307 **Ethical approval:** All procedures performed in this study were in accordance with the ethical  
308 standards of the Institution Review Board of Hanoi University of Public Health (IRB No.

309 421/2019/YTCC-HD3, dated: 06/08/2019). Written informed consents were obtained from all  
310 participants' parents/guardians before the study. All students participating in this survey were  
311 explained about the study. Survey procedures were designed to protect student privacy by allowing  
312 for anonymous and voluntary participation. The students had the right to withdraw from the study  
313 or refuse to answer any specific questions in the questionnaire without any consequences. All  
314 personal information of students was kept confidential, and all information was encrypted.

315 **Consent for publication:** Not applicable

316 **Availability of data and material:** The datasets, codebook used in the current study are not  
317 publicly available but are available upon reasonable request

318 **Authors' contributions**

319 Conceptualization: LPA; Methodology: LPA, HVM, and KQL; Formal analysis and investigation:  
320 LPA and KQL; Writing - original draft preparation: LPA and KQL; Writing - review and editing:  
321 HVM, TTTH, MT, NTL, PTQN, LVT, TQB, and KP; Supervision: HVM and TTTH. All authors  
322 read and approved the final manuscript.

323

## 324 **References**

- 325 1. World Health Organization. Youth violence. 2020; [https://www.who.int/news-room/fact-](https://www.who.int/news-room/fact-sheets/detail/youth-violence)  
326 [sheets/detail/youth-violence](https://www.who.int/news-room/fact-sheets/detail/youth-violence). (12 Aug 2020 , date last accessed).
- 327 2. Akiba M, LeTendre GK, Baker DP, Goesling B. Student Victimization: National and  
328 School System Effects on School Violence in 37 Nations. *American Educational Research*  
329 *Journal*. 2002;39(4):829-53.
- 330 3. Han L, You D, Gao X, et al. Unintentional injuries and violence among adolescents aged  
331 12-15 years in 68 low-income and middle-income countries: a secondary analysis of data  
332 from the Global School-Based Student Health Survey. *The Lancet Child & adolescent*  
333 *health*. 2019;3(9):616-26.
- 334 4. World Health Organization. Violence and Injury Prevention. 2014;  
335 [https://www.who.int/violence\\_injury\\_prevention/media/news/2015/Injury\\_violence\\_facts](https://www.who.int/violence_injury_prevention/media/news/2015/Injury_violence_facts_2014/en/)  
336 [\\_2014/en/](https://www.who.int/violence_injury_prevention/media/news/2015/Injury_violence_facts_2014/en/). (12 Aug 2020, date last accessed).
- 337 5. World Health Organization. Maternal, newborn, child and adolescent health.  
338 [https://www.who.int/maternal\\_child\\_adolescent/epidemiology/adolescence/en/](https://www.who.int/maternal_child_adolescent/epidemiology/adolescence/en/). (12 Aug  
339 2020, date last accessed).
- 340 6. Molcho M, Harel Y, Pickett W, et al. The epidemiology of non-fatal injuries among 11-,  
341 13- and 15-year old youth in 11 countries: findings from the 1998 WHO-HBSC cross  
342 national survey. *International Journal of Injury Control and Safety Promotion*.  
343 2006;13(4):205-11.
- 344 7. Peltzer K, Pengpid S. Injury and social correlates among in-school adolescents in four  
345 Southeast Asian countries. *International journal of environmental research and public*  
346 *health*. 2012;9(8):2851-62.



- 347 8. Ohene SA, Johnson K, Atunah-Jay S, Owusu A, Borowsky IW. Sexual and physical  
348 violence victimization among senior high school students in Ghana: Risk and protective  
349 factors. *Social science & medicine (1982)*. 2015;146:266-75.
- 350 9. Senanayake SJ, Gunawardena S, Wickramasinghe S, et al. Prevalence and Correlates of  
351 Interpersonal Violence Among In-School Adolescents in Sri Lanka: Results From the 2016  
352 Sri Lankan Global School-Based Health Survey. *Asia-Pacific journal of public health*.  
353 2019;31(2):147-56.
- 354 10. Beck NI, Arif I, Paumier MF, Jacobsen KH. Adolescent injuries in Argentina, Bolivia,  
355 Chile, and Uruguay: Results from the 2012-2013 Global School-based Student Health  
356 Survey (GSHS). *Injury*. 2016;47(12):2642-49.
- 357 11. Denny VC, Cassese JS, Jacobsen KH. Nonfatal injury incidence and risk factors among  
358 middle school students from four Polynesian countries: The Cook Islands, Niue, Samoa,  
359 and Tonga. *Injury*. 2016;47(5):1135-42.
- 360 12. Peltzer K. Injury and social determinants among in-school adolescents in six African  
361 countries. *Injury prevention : journal of the International Society for Child and Adolescent*  
362 *Injury Prevention*. 2008;14(6):381-8.
- 363 13. Peltzer K, Pengpid S. Unintentional Injuries and Psychosocial Correlates among in-School  
364 Adolescents in Malaysia. *International journal of environmental research and public*  
365 *health*. 2015;12(11):14936-47.
- 366 14. Muula AS, Siziya S, Rudatsikira E. Prevalence and socio-demographic correlates for  
367 serious injury among adolescents participating in the Djibouti 2007 Global School-based  
368 Health Survey. *BMC research notes*. 2011;4:372.

- 369 15. Peyton RP, Ranasinghe S, Jacobsen KH. Injuries, Violence, and Bullying Among Middle  
370 School Students in Oman. *Oman medical journal*. 2017;32(2):98-105.
- 371 16. Pierobon M, Barak M, Hazrati S, Jacobsen KH. Alcohol consumption and violence among  
372 Argentine adolescents. *Jornal de pediatria*. 2013;89(1):100-7.
- 373 17. Pengpid S, Peltzer K. Unintentional injuries and socio-psychological correlates among  
374 school-going adolescents in four ASEAN countries. *International journal of general  
375 medicine*. 2019;12:263-71.
- 376 18. Vietnam General Statistics Office. Average population by location. 2020;  
377 <https://www.gso.gov.vn/default.aspx?tabid=722>. (12 Aug 2020, date last accessed).
- 378 19. Peltzer K, Pengpid S. Nonfatal Injuries and Psychosocial Correlates among Middle School  
379 Students in Cambodia and Vietnam. *International journal of environmental research and  
380 public health*. 2017;14(3).
- 381 20. Centers for Disease Control and Prevention. Youth Online: High school YRBS.  
382 <https://nccd.cdc.gov/youthonline/app/>. (12 Aug 2020, date last accessed).
- 383 21. Elgar FJ, McKinnon B, Walsh SD, et al. Structural Determinants of Youth Bullying and  
384 Fighting in 79 Countries. *The Journal of adolescent health : official publication of the  
385 Society for Adolescent Medicine*. 2015;57(6):643-50.
- 386 22. World Health Organization. *Global school-based student health survey Vietnam: Country  
387 fact sheet*. World Health Organization; 2013.
- 388 23. Ministry of Education of Vietnam. *Decision 5886: Programs on preventing school violence  
389 in primary, high school, and continuing education for the period 2017-2021*. Hanoi,  
390 Vietnam 2017.

- 391 24. Street EJ, Jacobsen KH. Injury incidence among middle school students aged 13-15 years  
392 in 47 low-income and middle-income countries. *Injury prevention : journal of the*  
393 *International Society for Child and Adolescent Injury Prevention*. 2016;22(6):432-6.
- 394 25. Alonso-Fernández N, Jiménez-García R, Alonso-Fernández L, Hernández-Barrera V,  
395 Palacios-Ceña D. Unintentional injuries and associated factors among children and  
396 adolescents. An analysis of the Spanish National Health Survey. *International Journal of*  
397 *Public Health*. 2017;62(9):961-9.
- 398 26. Patel D, Magnusen E, Sandell JM. Prevention of unintentional injury in children.  
399 *Paediatrics and Child Health*. 2017;27(9):420-6.
- 400 27. Zoni AC, Domínguez-Berjón MF, Esteban-Vasallo MD, Regidor E. Injuries treated in  
401 primary care in the Community of Madrid: analyses of electronic medical records. *Gaceta*  
402 *sanitaria*. 2014;28(1):55-60.
- 403 28. Bala MO, Chehab MA, Al-Dahshan A, Saadeh S, Al Khenji A. Violence among  
404 Adolescents in Qatar: Results from the Global School-based Student Health Survey, 2011.  
405 *Cureus*. 2018;10(7):e2913.
- 406 29. Kelishadi R, Babaki AE, Qorbani M, et al. Joint Association of Active and Passive  
407 Smoking with Psychiatric Distress and Violence Behaviors in a Representative Sample of  
408 Iranian Children and Adolescents: the CASPIAN-IV Study. *International journal of*  
409 *behavioral medicine*. 2015;22(5):652-61.
- 410 30. Muula AS, Siziya S, Rudatsikira E. Self-inflicted serious injuries among adolescents in  
411 Zambia. *Tanzania journal of health research*. 2013;15(1):51-57.

- 412 31. Pengpid S, Peltzer K. High prevalence of unintentional injuries and socio-psychological  
413 correlates among school-going adolescents in Timor-Leste. *International journal of*  
414 *adolescent medicine and health*. 2020.
- 415 32. Howard KS, Lefever JE, Borkowski JG, Whitman TL. Fathers' influence in the lives of  
416 children with adolescent mothers. *Journal of family psychology : JFP : journal of the*  
417 *Division of Family Psychology of the American Psychological Association (Division 43)*.  
418 2006;20(3):468-76.
- 419 33. Musitu Ochoa G, Estévez Lopez E, Emler NP. Adjustment problems in the family and  
420 school contexts, attitude towards authority, and violent behavior at school in adolescence.  
421 *Adolescence*. 2007;42(168):779-94.
- 422 34. Wright DR, Fitzpatrick KM. Social Capital and Adolescent Violent Behavior: Correlates  
423 of Fighting and Weapon Use among Secondary School Students. *Social Forces*.  
424 2006;84(3):1435-53.
- 425 35. Silver ME, Field TM, Sanders CE, Diego M. Angry adolescents who worry about  
426 becoming violent. *Adolescence*. 2000;35(140):663-9.  
427

428 **Table 1: Variable definitions**

Variables	GSHS 2019 questionnaire	Definition used in this paper
<b>Dependent variables</b>		
Violence	- During the past 12 months, how many times were you physically attacked? - During the past 12 months, how many times were you in a physical fight? <i>1 "0 times" to 8 "12 times"</i>	Students who were physically attacked or involved in physical fight at least 1 time during the past 12 months <i>Yes vs. No</i>
Injury	During the past 12 months, how many times were you seriously injured? <i>1 "0 times" to 8 "12 times"</i>	Students who were seriously injured at least 1 time during the past 12 months <i>Yes vs. No</i>
<b>Independent variable</b>		
Gender		<i>Male vs. Female</i>
Age		<i>13 – 17</i>
Place of residence		<i>Rural vs. Urban</i>
Living with	Do you live with both of your parents?	<i>Both parents, Mother or father, or Neither</i>
Parents monitoring	- During the past 30 days, how often did your parents or guardians check to see if your homework was done? - During the past 30 days, how often did your parents or guardians really know what you were doing with your free time? <i>1 "Never" to 5 "Always"</i>	Students whose parents most of the time/always checked homework or know what their children do in their free time <i>High vs. Low</i>
Parents respect	- During the past 30 days, how often did your parents or guardians go through your things without your approval? - During the past 30 days, how often did your parents or guardians not respect you as a person (for example, not let you talk or favor someone else more than you)? <i>1 "Never" to 5 "Always"</i>	Students whose parents most of the time/always respect their children or their personal space <i>High vs. Low</i>
Parents support	- During the past 30 days, how often did your parents or guardians understand your problems and worries? - During the past 30 days, how often did your parents or guardians give you advice and guidance? <i>1 "Never" to 5 "Always"</i>	Students whose parents most of the time/always understood problems/worries or gave advice/guidance <i>High vs. Low</i>
Parents expectation	- During the past 30 days, how often do your parents or guardians expect too much of you (for example, to do better in school or be a better person)? <i>1 "Never" to 5 "Always"</i>	Students whose parents most of the time/always expect too much on their children <i>High vs. Low</i>
Number of close friends	How many close friends do you have?	<i>0, 1, 2, 3 or more</i>
Alcohol use	How old were you when you had your first drink of alcohol? <i>1 "I have never had a drink of alcohol", 2 "I have never had a drink of alcohol other than a few sips", 3 "7 years old or younger" to 9 "18 years old or older"</i>	Students who has ever drunk alcohol (rather than a few sips) <i>Yes vs. No</i>
Smoke cigarettes	How old were you when you first tried a cigarette? <i>1 "I have never smoked cigarettes", 2 "7 years old or younger" to 8 "18 years old or older"</i>	Students who has ever smoked cigarettes <i>Yes vs. No</i>
Truancy	During the past 30 days, on how many days did you miss classes or school without permission? <i>1 "0 days" to 5 "10 days or more"</i>	Students who missed any days without permission during the past 30 days <i>Yes vs. No</i>

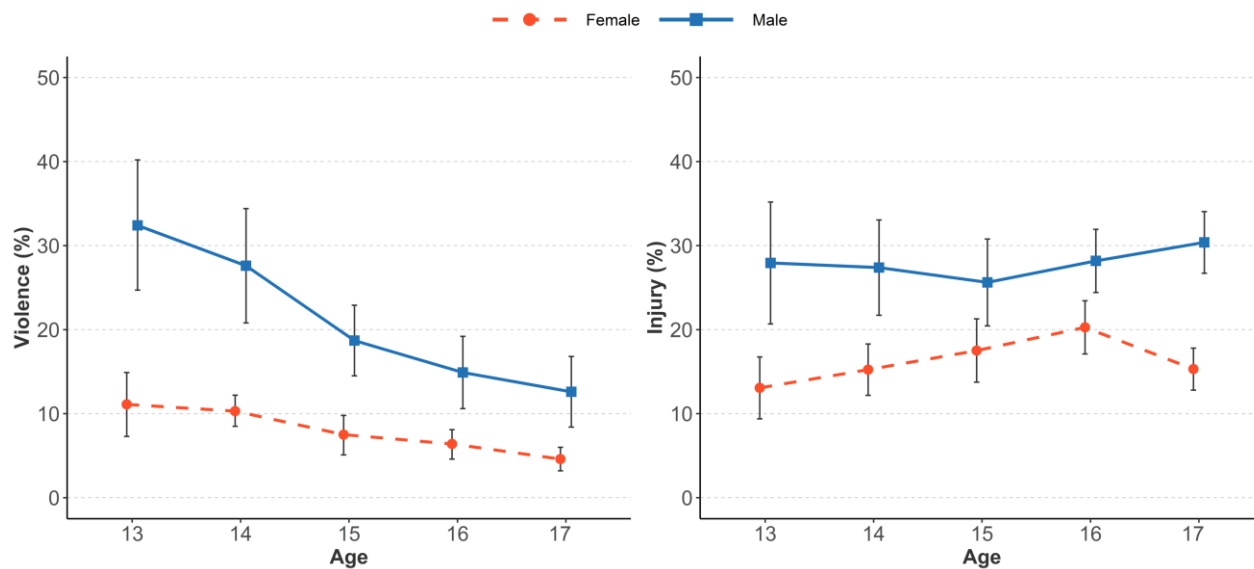
<b>Variables</b>	<b>GSHS 2019 questionnaire</b>	<b>Definition used in this paper</b>
Loneliness	During the past 12 months, how often have you felt lonely? <i>1 “Never” to 5 “Always”</i>	Students who most of the time/always felt lonely during the past 12 months <i>Yes vs. No</i>
Worried	During the past 12 months, how often have you been so worried about something that you could not eat or did not feel hungry? <i>1 “Never” to 5 “Always”</i>	Students who most of the time/always felt worry during the past 12 months <i>Yes vs. No</i>
Suicide attempt	During the past 12 months, did you ever seriously consider attempting suicide? <i>1 “Yes” to 2 “No”</i>	Students who seriously considered attempting suicide <i>Yes vs. No</i>

429

430

431 **Table 2: Participants' characteristics**

Characteristics	Total		Male		Female	
	n	Weighted %	n	Weighted %	n	Weighted %
<b>N</b>	7690		3572		4118	
<b>Age</b>						
13	1024	16.7	441	15.7	583	17.6
14	1523	30.4	684	28.6	839	31.9
15	1672	19.9	818	21.7	854	18.3
16	1646	15.9	753	16.1	893	15.7
17	1825	17.1	876	17.9	949	16.5
<b>Education level</b>						
Senior secondary school	2940	55.5	1371	55.6	1569	55.4
High school	4750	44.5	2201	44.4	2549	44.6
<b>Place of residence</b>						
Rural	3833	63.5	1755	62.9	2078	64.1
Urban	3857	36.5	1817	37.1	2040	35.9
<b>Living with</b>						
Both parents	5608	72.4	2613	73.1	2995	71.8
Mother or father	798	10.3	357	9.8	441	10.7
Neither	1280	17.3	599	17.1	681	17.5
<b>Parental monitoring</b>						
Low	4252	52.3	1829	48.2	2423	55.7
High	3410	47.7	1726	51.8	1684	44.3
<b>Parental support</b>						
Low	3586	44.2	1565	41.5	2021	46.5
High	4102	55.8	2006	58.5	2096	53.5
<b>Parental respect</b>						
Low	1176	14.3	600	15.7	576	13.2
High	6451	85.7	2929	84.3	3522	86.8
<b>Parental high expectation</b>						
Low	3439	45.2	1529	43.1	1910	47.1
High	3914	54.8	1879	56.9	2035	52.9
<b>Number of close friends</b>						
0	778	8.8	353	8.5	425	9.0
1	1075	13.0	397	10.4	678	15.2
2	1172	15.6	457	13.0	715	17.8
≥3	4569	62.7	2318	68.2	2251	58.0
<b>Drink alcohol</b>						
No	3987	56.0	1730	53.6	2257	58.0
Yes	3659	44.0	1818	46.4	1841	42.0
<b>Smoke cigarettes</b>						
No	6954	91.8	3032	86.7	3922	96.0
Yes	713	8.2	525	13.3	188	4.0
<b>Loneliness</b>						
No	6589	87.7	3088	88.3	3501	87.2
Yes	1098	12.3	481	11.7	617	12.8
<b>Worried</b>						
No	7133	93.9	3367	95.2	3766	92.7
Yes	548	6.1	198	4.8	350	7.3
<b>Suicide attempt</b>						
No	6333	84.6	3082	88.1	3251	81.6
Yes	1347	15.4	485	11.9	862	18.4
<b>Truancy</b>						
No	6307	84.9	2834	82.6	3473	86.9
Yes	1191	15.1	634	17.4	557	13.1

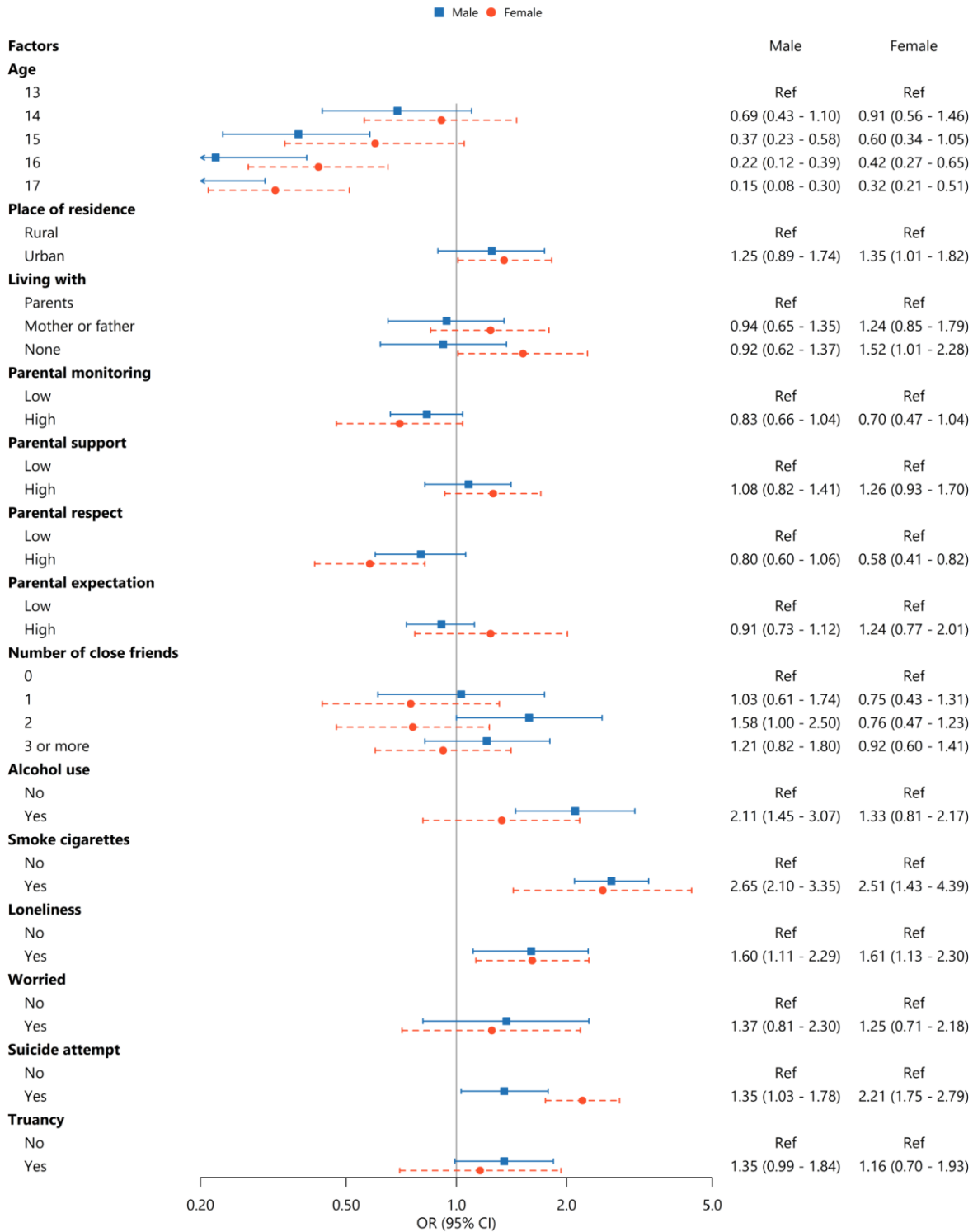


432

433 **Figure 1: Prevalence of violence and non-fatal injury among in-school adolescent in Vietnam,**  
434 **by age and gender, 2019**

435

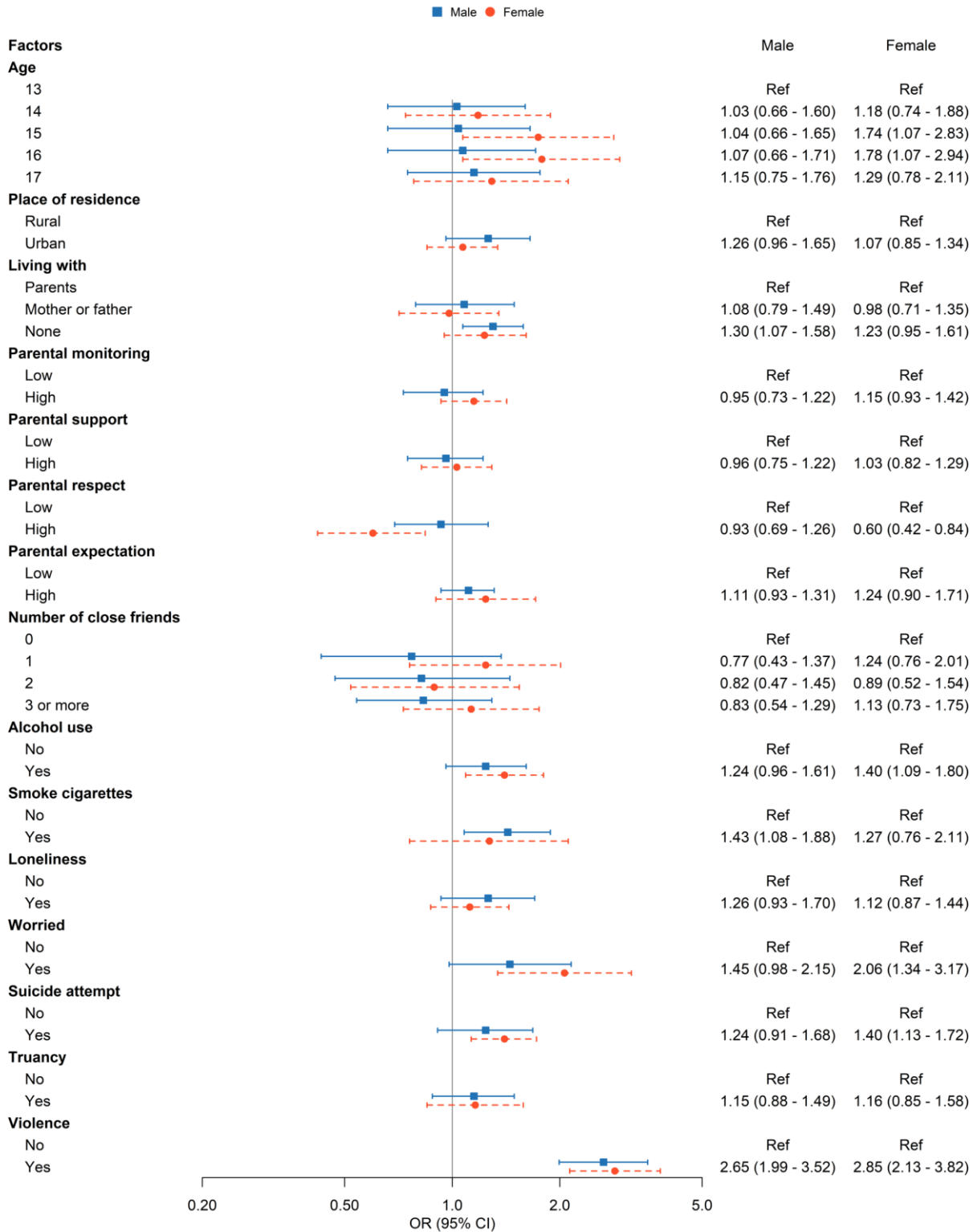




436

437 **Figure 2: Multivariable logistic model of factors related to violence among in-school**

438 **adolescent in Vietnam, 2019**



439

440 **Figure 3: Multivariable logistic model of factors related to non-fatal injury among in-school**

441 **adolescent in Vietnam, 2019**