

Survey of symptoms following COVID-19 vaccination in India

Dr Rajeev Jayadevan, Dr Ramesh Shenoy, Ms. Anithadevi TS

Abstract

Background:

COVID-19 vaccines have been rolled out recently in several parts of the world. Although the protective efficacy is frequently discussed, little is known about the real-world post-vaccination experience outside of clinical trial conditions. Knowledge about what to expect after vaccination will help educate the public, dispel misinformation and reduce vaccine hesitancy.

Aim:

- 1.To assess the immediate response to the first dose of COVID-19 vaccine.
- 2.To study the spectrum of post-vaccination symptom profile for individual vaccines.

Methods:

A cross-sectional online survey was done which included questions pertaining to the immediate post vaccination experience in India.

Results:

A total of 5396 people responded to the survey over a one-week period from 29 January to 4 February. Overall, 65.9 % of respondents reported at least one post-vaccination symptom. Tiredness (45%), myalgia (44%), fever (34%), headache (28%), local pain at injection site (27%), joint pain (12%), nausea (8%) and diarrhea (3%) were the most prevalent symptoms. The chance of having symptoms decreased with advancing age. The frequency of symptoms was 81% (3rd decade or 20-29 years), 80% (4th decade or 30-39 years), 68% (5th decade), 58% (6th decade), 45% (7th decade), 34% (8th decade) and 7% (9th decade, 80-90 years). Post-vaccination symptoms were more likely to be reported by women (74.7%) compared to men (58.6%) ($p < 0.001$). Among those who reported symptoms, 79% noticed them within the first 12 hours. 472 out of 5396 (8.7%) reported past history of COVID-19. Their symptom profile was not different to those who did not have a past history.

Conclusions:

Two-thirds of healthcare professionals who completed the survey reported mild and short-lived post-vaccination symptoms. Tiredness, myalgia and fever were most commonly reported. These symptoms were consistent with an immune response commonly associated with vaccines, and correlated with the findings from previously published phase 2/3 trials. In 90% cases, the symptoms were either milder than expected or meeting the expectation of

the vaccine recipient. No serious events were reported. Symptoms were more common among younger individuals. There was no difference in symptoms among those who had a past history of COVID-19.

Background: COVID-19 vaccines have been rolled out recently in several parts of the world. Although the protective efficacy is frequently discussed, little is known about the real-world post-vaccination experience outside of clinical trial conditions. Knowledge about what to expect after vaccination will help educate the public, dispel misinformation and reduce vaccine hesitancy.

Aim:

1. To assess the immediate response to the first dose of COVID-19 vaccine.
2. To study the spectrum of post-vaccination symptom profile for individual vaccines.

Methods:

A cross-sectional online survey was done which included questions pertaining to the immediate post vaccination experience in India. During the initial phase of vaccination in India launched on January 16, healthcare workers received the first dose as part of the priority list. The survey was sent for the attention of those who received COVID-19 vaccine till 3 February 2021.

Questions were formatted in binary fashion to the extent possible, with descriptive features added to the section on symptom profile. Provision was provided to add other outcomes or descriptions that further qualified the experience. The data presented in the study were exclusively obtained through the online survey.

Statistical Analysis

Descriptive Statistics were used to assess the baseline characteristics of the data. All quantitative variables are presented as mean and standard deviation, and all qualitative variables in frequency and percentages. For the comparison of categorical variables, either chi square or fishers exact test were used. For continuous variables one-way ANOVA test/ Kruskal Wallis test were used. All the data were entered in Microsoft excel and analyzed using SPSS version 20.00.

Results:

A total of 5396 people responded to the survey over a one-week period from 29 January to 4 February.

Among those who responded to the survey, the majority were doctors (85.8%), followed by nurses (6.2%), technicians (1.1%) and others. This does not necessarily reflect the relative

proportion of those who received the vaccine. 56% of the respondents were male, 44% were female.

Among the respondents, 5128 (95%) had received Covishield (Astra-Oxford vaccine manufactured by Serum Institute, India), 180 (3.3%) received Covaxin (Bharat Biotech, India), while 44 (0.8%) each had received Pfizer-Biontech and Sinopharm vaccine from other nations. Majority (98.3%) of the respondents had received either Covaxin or Covishield. (Figure 1)

Overall, 65.9 % of respondents reported at least one post-vaccination symptom.

Tiredness (45%), myalgia (44%), fever (34%), headache (28%), local pain at injection site (27%), joint pain (12%), nausea (8%) and diarrhoea (3%) were the most prevalent symptoms. All other symptoms were 1% or less (Figure 2).

The chance of having symptoms decreased with advancing age (Figure 3). The frequency of symptoms was 81% (3rd decade or 20-29 years), 80% (4th decade or 30-39 years), 68% (5th decade), 58% (6th decade), 45% (7th decade), 34% (8th decade) and 7% (9th decade, 80-90 years). (Table 1)

Post-vaccination symptoms were more likely to be reported by women (74.7%) compared to men (58.6%) ($p < 0.001$), this observation was consistent across all age groups. Women were more likely to report symptoms severe enough to prevent working for a day (27% vs. 15%) and the need to take pain relievers (70% vs. 51%). Women developed symptoms slightly earlier (10 hours after vaccination) than men (12 hours) ($p < 0.001$). Women had slightly longer duration of symptoms (30 hours vs. 28.5 hours, $p = 0.01$) (Table 2).

Older people had later onset of symptoms, occurring at an average of 13.4 hours (70-79 years), compared to 10 hours in younger age groups (20-29 years) following vaccination. ($P < 0.001$) The duration of symptoms decreased with advancing age, ranging from an average of 28.8 hours in younger age groups (20-29 years) to 22.9 hours in older age groups (70-79 years) ($P < 0.001$).

Among those who reported symptoms, 79% noticed them within the first 12 hours.

472 out of 5396 (8.7%) reported past history of COVID-19. Their symptom profile was not different to those who did not have a past history. (Table 3)

The frequency of experiencing symptoms was 66.6% for Covishield (5128 responses) and 55% for Covaxin (180 responses). As only 3.3% of the respondents in this survey received Covaxin, direct comparison was not feasible. Among those who took Pfizer and Sinopharm vaccines, 70.7% and 24.4% each reported symptoms. (44 responses each) (Table 5)

The mean duration of symptoms was 30 hours (Covishield), 26 hours (Covaxin), 32 hours (Pfizer) and 20 hours (Sinopharm).

13 responses came from people who declined the vaccine. The reasons stated were:

1. Doubt regarding the duration of immunity from vaccination
2. Fear of anaphylaxis reaction
3. Fear of SARS-CoV-2 infection
4. Sceptical of the studies done so far
5. Did not believe in the quality of the vaccine
6. Fear of long-term complications

Figure 1: Type of vaccine

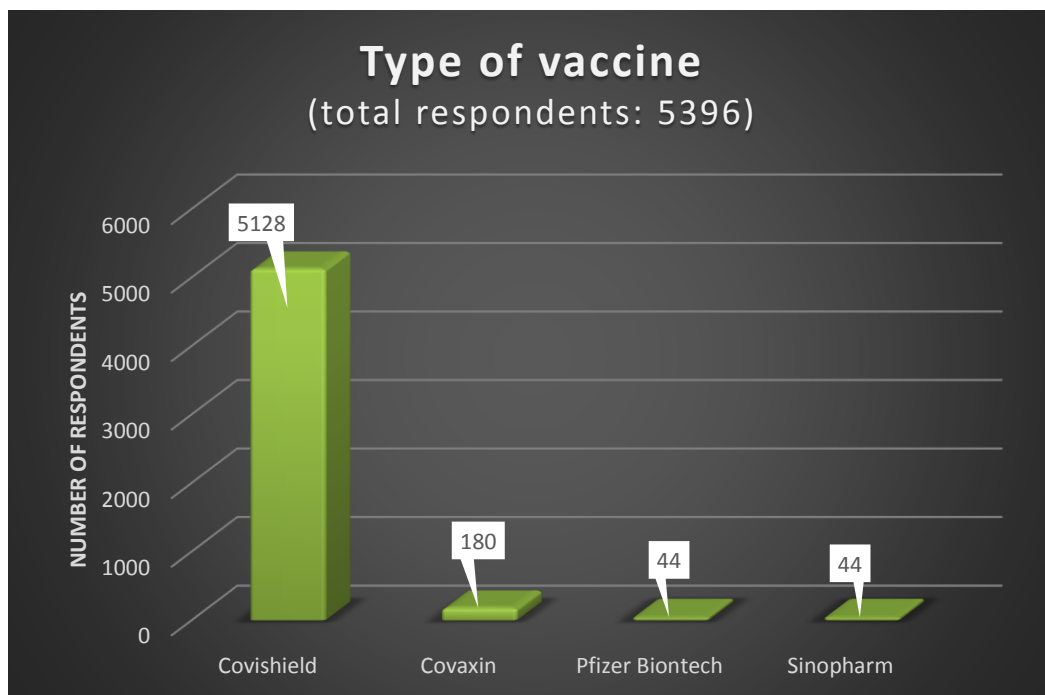


Figure 2: Description of post-vaccination symptoms

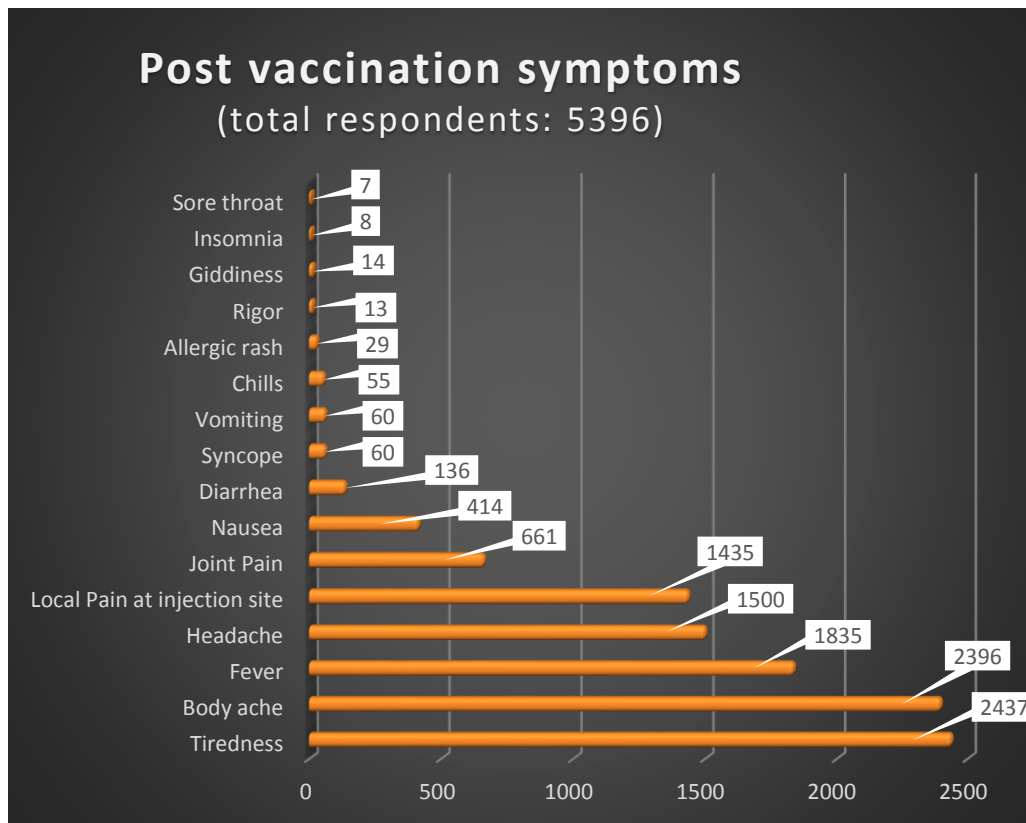


Figure 3: Incidence of post-vaccination symptoms by age group

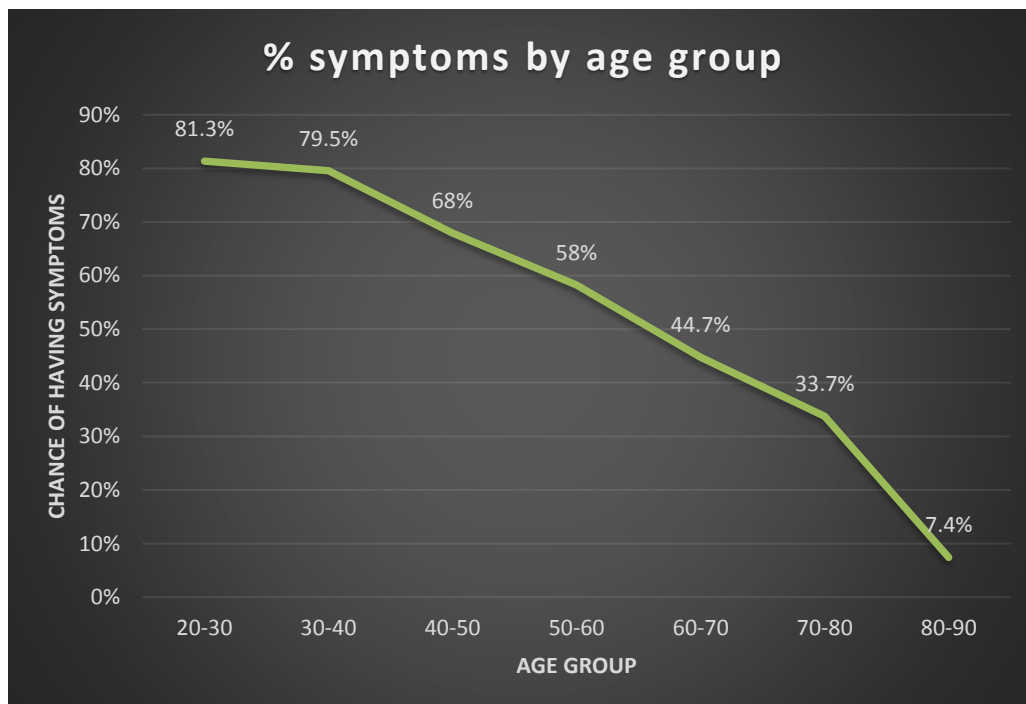


Table 1: The incidence and severity of post-vaccination symptoms with age

Assessments		Symptoms by age group							P Value
		20-30	30-40	40-50	50-60	60-70	70-80	80-90	
Symptoms following vaccine	Yes	545(81.34%)	1122(79.57%)	871(67.94%)	633(58.23%)	299(44.76%)	85(33.73%)	2(7.41%)	<0.001*
	No	125(18366%)	288(20.43%)	411(32.06%)	454(41.77)	369(55.24%)	167(66.27%)	25(92.59%)	
Onset in hours		10.05±6.23	10.65±6.96	10.96±7.19	12.53±7.75	13.39±7.83	13.27±8.37	24	<0.001*
Duration in hours		28.83±14.88	30.57±15.30	29.78±15.40	28.60±15.53	25.82±15.33	22.88±15.39	28.05±28.35	<0.001*
Inconvenience to work	Yes	275(41.04%)	404(28.65%)	227(17.71%)	122(11.22%)	49(7.34%)	10(3.97%)	0	<0.001*
	No	395(58.96%)	1006(71.35%)	1055(97.50%)	965(88.78%)	619(72.66%)	242(96.03%)	27(100%)	
Paracetamol Intake	Yes	493(73.58%)	986(69.93%)	792(61.78%)	569(52.35%)	284(42.51%)	89(35.32%)	5(18.52%)	<0.001*
	No	177(26.42%)	424(30.07%)	490(38.22%)	518(47.65%)	384(57.49%)	163(64.68%)	22(81.48%)	

Table 2: Post-vaccination symptoms among men vs. women

Assessments		Gender		P Value
		Male	Female	
Symptoms following Vaccine	Yes	1726(58.61%)	1831(74.70%)	<0.001*
	No	1219(41.39%)	620(25.29%)	
Onset in hours		12.15±7.64	10.43±6.75	<0.001*
Duration		28.50±15.47	29.88±15.27	0.010*
Inconvenience to work	Yes	434(14.74%)	653(26.64%)	<0.001*
	No	2511(85.26%)	1798(73.36%)	
Paracetamol Intake	Yes	1512(51.34%)	1706(69.60%)	<0.001*
	No	1433(48.66%)	745(30.40%)	

Table 3: Post-vaccination symptoms based on past history of COVID-19

Symptom parameters		Past history of COVID-19	
		Yes	No
Symptoms following Vaccine	Yes	314(66.53%)	3243(65.86%)
	No	158(33.47%)	1681(34.14%)
Onset (hours since injection)		12.31±7.58	11.18±7.21
Duration		29.67±15.84	29.17±15.33
Inconvenience to work	Yes	106(22.46%)	981(19.92%)
	No	366(77.54%)	3943(80.08%)
Paracetamol Intake	Yes	279(59.11%)	2939(59.69%)
	No	193(40.89%)	1985(40.31%)

Discussion:

Healthcare professionals who took the survey provided a description of their immediate post-vaccination experience. Two-thirds of survey respondents reported mild and predictable symptoms following vaccination. The remaining one-third did not report any symptom.

Tiredness was the most common symptom (45%), followed by myalgia (44%), fever (34%) and headache (28%). Local pain at the injection site was reported by 27% of the respondents.

None of the symptoms were of serious nature or requiring hospitalization. Symptoms appeared within 11 hours (2-24 hours) after vaccination; mean duration was 30 hours. 90% reported that the post-vaccination symptom severity was as they had expected or milder. 10% reported that the symptoms were worse than they had expected. 20% felt that the symptoms were severe enough to affect work the following day.

The frequency of experiencing symptoms following each vaccine were 66% (Covishield), 53% (Covaxin), 70.7% (Pfizer) and 24.4% (Sinopharm).

There was a clear linear correlation between age and post-vaccination symptoms, suggesting that vaccine reactogenicity declined with age. In the youngest age group (20-29 years) 81.3% developed symptoms, while only 7.4% of those over 80 years reported any symptom. Vaccine reactogenicity is known to correlate with transient elevation of inflammatory cytokines, but is not considered a reliable sign of a desirable immune response (1)

Women were more likely to develop post-vaccination symptoms. The onset of symptoms was slightly earlier and the duration slightly longer in this group. This observation was consistent across all age groups.

The findings of the survey correlated with results from published trials of vaccines. In the phase 2/3 trial of Astra-Oxford ChAdOx1 nCoV-19, at least one systemic symptom was reported following vaccination with the standard dose by 86% participants in the 18–55 years group, 77% in the 56–69 years group, and 65% in the 70 years and older group (2)

While discussing post vaccination experience, it is noteworthy that placebo injections produce comparable symptoms. In the phase 3 trial of Pfizer-Biontech vaccine, the incidence of headache following vaccination was 42% in the vaccine group and 34% in those who received saline placebo (3). This has been termed the nocebo effect, which results from enhanced anticipation of negative outcomes from an intervention (4).

This study did not measure post vaccination antibody response. Hence it is not possible to infer whether the muted post-vaccination symptoms among older people was a sign of immune senescence. Although symptoms are known to correlate with neutralising antibody

levels during COVID-19 (5), the presence of symptoms following vaccination does not reliably predict antibody response (6).

The frequency of using paracetamol to reduce post vaccination symptoms decreased from 71% in the 20-29 age group to 16% in the 80-90 age group. This correlated with the symptom frequency in these subgroups. Although the use of paracetamol to alleviate post-vaccination discomfort is considered acceptable (7), routine prophylactic use of pain-relievers is not recommended as there is evidence of blunted immune response as a result (7,8).

Fear of the unknown is a driver of vaccine hesitancy. By describing what to expect, the findings of this study will be reassuring to those who are fearful of the new vaccine. The fact that post-vaccination symptoms were mild, predictable and short-lived will help reduce vaccine hesitancy.

Limitations:

Any survey is more likely to be taken by those with an interest in the topic. For instance, a survey on side effects of a medication is more likely to be answered by someone who had a problem with that medication. Those who developed symptoms following vaccination could likewise show greater interest in the survey. Greater awareness and anticipation of potential adverse effects among healthcare workers as a group, could also get reflected in the reporting rate. Hence, the reported 65% incidence of post-vaccination symptoms could be an overestimation.

Survey questions were in English, which might have posed some difficulty among those with limited proficiency in that language.

As the survey was done soon after initiation of vaccination, there was no scope for reporting delayed symptoms. The survey was done on trust; it was not possible to verify the I.D or information provided by each respondent. The relatively small number of respondents who took the Covaxin, Pfizer and Sinopharm vaccines makes it difficult to do a head to head comparison.

Conclusions:

Two-thirds of healthcare professionals who completed the survey reported mild and short-lived post-vaccination symptoms. Tiredness, myalgia and fever were most commonly reported. These symptoms were consistent with an immune response commonly associated with vaccines, and correlated with the findings from previously published phase 2/3 trials. In 90% cases, the symptoms were either milder than expected or meeting the expectation of the vaccine recipient. No serious events were reported. Symptoms were more common among younger individuals. There was no difference in symptoms among those who had a past history of COVID-19.

References

1. Hervé, C., Laupèze, B., Del Giudice, G. *et al.* The how's and what's of vaccine reactogenicity. *npj Vaccines* **4**, 39, 2019 <https://doi.org/10.1038/s41541-019-0132-6>
2. Safety and immunogenicity of ChAdOx1 nCoV-19 vaccine administered in a prime-boost regimen in young and old adults(COV002): a single-blind, randomised, controlled, phase 2/3 trial *Lancet* 2020; 396: 1979–93 November 19, 2020 [https://doi.org/10.1016/S0140-6736\(20\)32466-1](https://doi.org/10.1016/S0140-6736(20)32466-1)
3. Polack FP et al. Safety and Efficacy of the BNT162b2 mRNA Covid-19 Vaccine December 31, 2020. *N Engl J Med* 2020; 383:2603-2615
DOI: 10.1056/NEJMoa2034577
4. Colloca L, Miller FG. The nocebo effect and its relevance for clinical practice. *Psychosom Med.* 2011;73(7):598-603.
doi:10.1097/PSY.0b013e3182294a50
5. Post N et al, Antibody response to SARS-CoV-2 infection in humans: A systematic review *PlosOne* December 31, 2020 <https://doi.org/10.1371/journal.pone.0244126>
6. Christian LM, Porter K, Karlsson E, Schultz-Cherry S. Proinflammatory cytokine responses correspond with subjective side effects after influenza virus vaccination. *Vaccine.* 2015;33(29):3360-3366. doi:10.1016/j.vaccine.2015.05.008
7. Jennifer S. Chen, Mia Madel Alfajaro, Ryan D. Chow, Jin Wei, Renata B. Filler, Stephanie C. Eisenbarth, Craig B. Wilen. Non-steroidal anti-inflammatory drugs dampen the cytokine and antibody response to SARS-CoV-2 infection. *Journal of Virology* Jan 2021, JVI.00014-21; doi: 10.1128/JVI.00014-21
8. Saleh E, Moody MA, Walter EB. Effect of antipyretic analgesics on immune responses to vaccination. *Hum Vaccin Immunother.* 2016;12(9):2391-2402.
doi:10.1080/21645515.2016.1183077