

1 **A systematic review and meta-analysis on the safety and efficacy**
2 **of tocilizumab in the management of COVID-19**

3
4 Gollapalle L Viswanatha^{1*}, CH K V L S N Anjana Male², Hanumanthappa Shylaja³

5
6 ¹Independent Researcher and Consultant, Kengeri, Bangalore -560060, Karnataka

7 ²Department of Pharmaceutical chemistry and Phytochemistry, Nirmala College of
8 Pharmacy, Mangalagiri -522503, Andhra Pradesh

9 ³Independent Researcher, Kengeri, Bangalore -560060, Karnataka

10
11
12
13
14
15
16 ***Corresponding Author**

17 **Dr.G.L.Viswanatha**

18 No.387/511/A, Megalabeedi, Kengeri

19 Bangalore-560 060

20 Karnataka, India

21 Email: glv_000@yahoo.com

22 Mob: +91-9844492334

23 Phone no.: +91-80-28482862

24 Fax:+91-80-28482862

25

1 **Conclusion:** This meta-analysis was performed using retrospective clinical reports on use of
2 tocilizumab in COVID-19, and based on the outcomes of the meta-analysis we can conclude
3 that administration of TCZ would reduce the risk of mortality, and however there is no much
4 difference observed between the TCZ and SOC/control groups in other parameters such as
5 ICU admission rate, need of mechanical ventilation and Length of hospital stay (ICU and
6 Non-ICU). On the other hand, TCZ treated subjects possess higher chances of super-
7 infections and pneumonia compared with SOC/control group. However, there is a need for
8 multi-centric randomized trials to determine the potential therapeutic role of TCZ in
9 mitigating COVID-19 and associated health complications.

10 **Keywords:** *COVID 19; tocilizumab, cytokine storm, interleukin-6, retrospective studies.*

11 **1. Introduction**

12 Corona virus diseases (COVID-19) is a viral disease caused by severe acute respiratory
13 syndrome corona virus-2(SARS-CoV-2) that originated from Wuhan city of Hubei province
14 in China in December 2019[1]. Globally it has caused significant burden on public health
15 through drastic increase in the morbidity and mortality rate[2]. The available evidence
16 suggests that most of the infected patients will remain asymptomatic or develop mild
17 symptoms, however nearly 20% of the infected individuals would develop severe pneumonia
18 and respiratory distress syndrome (ARDS) that further progress to cytokine storm syndrome
19 and induced end-organ failure[3].Interestingly, the United states Food and Drug
20 Administration (USFDA)has approved the drugs such as Remdesivir [4], Bamlanivimab [5],
21 and dexamethasone[6] for the treatment of hospitalized patients with COVID-19. Further, the
22 drugs such as decitabine [7], duvelisib [8], and infliximab [9] are currently under clinical
23 development phase for the treatment of COVID-19. In this context, it is well-known that the
24 interleukin-6 (IL-6) is a pleiotropic cytokine that's plays pivotal role in the immune-
25 regulation, inflammation and infection [10, 11]. Noteworthy, the elevated levels of IL-6 in

1 the blood is highly correlated with the mortality rate in the COVID-19 infected patients
2 [12].The activation of IL-6 amplifier would induce cytokine storm, an hallmark of
3 dysregulated inflammation, and thus inhibition or blockade of IL-6 amplifier would alleviated
4 cytokine storm in COVID-19 [12].In these lines many studies have reported that TCZ
5 administration could stabilize the health status of COVID-19 patients by improving
6 respiratory functions, reducing CRP levels and improved health deteriorations due to
7 COVID-19 [12]. In addition, there are multiple case study series, retrospective and
8 prospective study reports available on the therapeutic benefits of TCZ in COVID-19.
9 **However, there is no randomized controlled studies** completed or available related to use of
10 TCZ in COVID-19. In this context, there are several randomized controlled trials registered
11 and under progress to evaluate the clinical benefits of TCZ in alleviating COVID-19 and
12 associated health problems (phase II; NCT04317092, NCT04445272, NCT04377659, phase
13 III; NCT04320615, NCT04330638, NCT04345445) [13].

14 With this background the present study was undertaken to evaluate the clinical benefits of
15 TCZ when administered alone and in combination with standard of care (SOC) and/or
16 placebo in reducing the COVID-19-induced mortality, ICU admissions, MV, LOS, LOS-
17 ICU, super-infections and pulmonary thrombosis.

18 **2. Methodology**

19 A detailed literature search was performed using the electronic databases such as PubMed,
20 Scopus, CENTRAL (Cochrane Central Register of Controlled Trials (RCTs) and google
21 scholar to identify the clinical reports (retrospective). The keywords such as ‘Tocilizumab’
22 OR ‘Interleuking-6 inhibitors’ OR ‘Cytokine storm’ and ‘COVID-19 treatment’ were used.
23 Grey (unpublished) literature was searched in the following trial registries: US National
24 Institutes of Health (NIH; <https://clinicaltrials.gov/>) and the WHO International Clinical
25 Trials Registry Platform (ICTRP; <https://apps.who.int/trialsearch/>).The search was not

1 restricted to any publication language or status of the trial. Furthermore, the reference lists of
2 all relevant articles were hand-searched to find additional studies.

3 **2.1. Inclusion criteria**

4 The studies published from the year December 2019 to 30th September 2020 involving
5 comparison of TCZ group with control SOC treatment group were included.

6 **2.2. Exclusion criteria**

- 7 1. Studies reporting incomplete data.
- 8 2. Single-arm studies.
- 9 3. Duplicates, case reports, case series were excluded.
- 10 4. *In-vitro* and pre-clinical studies
- 11 5. Studies reporting qualitative outcomes without numerical data

12 **2.3. Parameters**

13 The parameters related to COVID-19 such as Mortality, ICU (intensive care unit) ward
14 admission rate, need of mechanical ventilation, length of hospital stay (LOS), length of
15 hospital stay in the ICU (LOS-ICU), and the incidences events such as super-infections,
16 fungemia, bacteremia, pneumonia, and pulmonary thrombosis were evaluated as the primary
17 outcomes. The comparison will be between TCZ and standard care/placebo/control.

18 **2.4. Data collection and Analysis**

19 Data collected was analyzed separately by two reviewers based on the inclusion and
20 exclusion criteria listed above. Analysis was carried out at three levels namely on title,
21 abstract and full text level. Any disagreement was resolved by discussing with the third
22 reviewer. Data such as details of participants, methods, interventions, frequency/duration of
23 treatment, outcome measurements and adverse effects were extracted from the included
24 studies.

25 **2.5. Statistical analysis**

1 Review Manager (RevMan, version 5.3; Nordic Cochrane Centre [Cochrane Collaboration],
2 Copenhagen, Denmark; 2014) shall be used to analyze the data. For continuous, variables,
3 inverse variance (IV) was estimated using the random-effects model with a standardized
4 mean difference as effect measure and for the dichotomous variables, the Mantel-Haenszel
5 (M-H) statistic was estimated using a random-effects model fixed-effects model with an odds
6 ratio (OR) as the effect measure. A random-effects model shall be used to calculate the
7 pooled prevalence with a 95% confidence interval (CI). Heterogeneity shall be calculated
8 with the I^2 statistic. This test estimates the percentage of variation between study results that
9 is due to heterogeneity rather than sampling error. I^2 of less than 40% is considered
10 unimportant while that of more than 40% is viewed as moderate to considerable
11 heterogeneity.

12 **3. Results**

13 A total of 1425 articles were identified based on the online search, of which 24 articles
14 involving 5676 participants were selected for systematic review and meta-analysis. The
15 PRISMA flow chart of the studies selected is given in **Figure 1**. Only Retrospective studies
16 were selected for the analysis; the characteristics of the included studies are summarized in
17 **Table 1**. In all the included studies TCZ was common and the effect of TCZ was compared
18 with control group; while in few studies, both standard treatment and TCZ groups had
19 background/previously received either antibiotics, antiviral drugs and corticosteroids, and
20 oxygen which are considered as standard of care (SOC), and in these studies the comparison
21 was made between TCZ + SOC versus SOC alone, here the SOC alone is considered as
22 placebo. In the studies where, multiple dose of TCZ was used, the response for mid-dose was
23 considered for analysis. In this study, the parameters such as mortality, ICU ward admission
24 rate, need of mechanical ventilation (MV), Length of Hospital Stay (LOS), Length of
25 Hospital Stay in ICU (LOS-ICU) and incidences of events such as super-infections,

1 fungemia, bacteremia, pneumonia, and pulmonary thrombosis were compared between TCZ
2 treatment versus control/SOC groups in COVID-19 positive patients.

3 **3.1. Efficacy**

4 The improvement in the parameters such as mortality, ICU ward admission rate, need of
5 mechanical ventilation (MV), Length of Hospital Stay (LOS), and Length of Hospital Stay in
6 ICU (LOS-ICU) were considered for evaluating and concluding the efficacy of TCZ
7 compared to control group in COVID-19 positive patients.

8 **3.1.1. Mortality rate**

9 The COVID-19 positive patients treated with TCZ has shown a mortality rate of 24.3 %
10 (448/1841), whereas the control group received SOC has the mortality rate of 31.2%
11 (1.79/3454). The outcomes of the meta-analysis have revealed that the TCZ treatment has
12 reduced the mortality rate (Mantel-Haenszel (M-H), random effects risk difference (RE-RD)
13 of -0.11 (-0.18 to -0.04), at 95% CI, $p = 0.001$, $I^2 = 88\%$) compared to control/SOC. The
14 effect of TCZ on COVID-19 induced mortality of depicted in **Figure 2**.

15 **3.1.2. ICU ward admission rate**

16 Six retrospectives studies involving 542 patients in the TCZ treatment and 1595 patients in
17 the control/SOC, with a total of 2137 COVID-19 positive patients were considered for the
18 analysis. In the outcomes of the meta-analysis revealed that there is statistically significant
19 difference observed between the TCZ and control/SOC treatments in reducing the incidences
20 of ICU ward admission rate (M-H, RE-RD of -0.06 (-0.23 to 0.12) at 95% CI, $p=0.54$, $I^2 =$
21 93%). The results are given in **Figure 3**.

22 **3.1.3. need of Mechanical ventilation (MV)**

23 Twelve retrospectives studies involving 756 patients in the TCZ treatment and 1052 patients
24 in the control/SOC, with a total of 1808 COVID-19 positive patients were considered for the
25 analysis. The outcomes have revealed that there is no difference between the TCZ and

1 control/SOC group in the terms of need of mechanical ventilation during the hospitalization
2 (M-H, RE-RD of 0.00 (-0.06 to 0.07) at 95% CI, $p=0.96$, $I^2 = 74\%$). The forest plot analysis
3 is depicted in **Figure 4**.

4 **3.1.4. Effect of TCZ on Length of Hospital Stay (LOS)**

5 The LOS was evaluated by considering the eight retrospective studies comprising of a total of
6 2030 COVID-19 positive patients, of which 1395 (68.7%) patients were assigned to TCZ
7 treatment arm and 635 (31.2%) patients were into control/SOC group. The results of the
8 meta-analysis showed that there was a substantial heterogeneity among the included studies
9 ($I^2=100\%$) and there was no statistically significant difference in LOS (days), observed
10 between the TCZ and control/SOC groups (Inverse variance (IV): -2.86 (-0.91 to 3.38) at
11 95% CI, $p=0.37$, $I^2 = 100\%$). The forest plot analysis for LOS is depicted in **Figure 5**.

12 **3.1.5. Effect of TCZ on Length of Hospital stay in ICU (LOS-ICU)**

13 The LOS-ICU was analyzed using three retrospective studies including a total of 1325
14 COVID-19 positive patients, of which 308 (23.2%) patients were assigned to TCZ + SOC
15 treatment arm and 1017 (76.8%) patients were into control/SOC group. The results of the
16 meta-analysis showed that there was a substantial heterogeneity among the included studies
17 ($I^2=100\%$) and there was no statistically significant difference in LOS-ICU (days) observed
18 between the TCZ and control/SOC groups (IV: -3.93 (-12.35 to 4.48) at 95% CI, $p=0.36$, $I^2 =$
19 100%). The forest plot analysis for LOS is depicted in **Figure 6**.

20 **3.1.6. Incidence of Toclimuzab-induced infections**

21 **3.1.6 a. Super-infections**

22 Incidence of TCZ-induced super-infections was determined from the eight retrospective
23 studies carried on 1,441 patients out of which 800 (55.5%) were under control/SOC group
24 and 641(44.4%) patients were considered under TCZ group.

1 The meta-analysis revealed that the chances of super-infections is slightly high in the TCZ
2 treated group compared to control/SOC (M-H, RE-RR of 1.59 (1.05, 2.41) at 95% CI,
3 $p=0.03$, $I^2 = 63\%$), however there is a significant heterogeneity among the studies included
4 for the analysis.

5 **3.1.6 b. Fungemia**

6 Incidence of TCZ-induced fungemia was determined from the three retrospective studies
7 carried on 392 patients, out of which 194 (49.5%) were under control group and 198(50.5%)
8 patients were assigned under TCZ group. The meta-analysis revealed that there is no
9 statistically significant difference among the TCZ and control/SOC groups observed in the
10 incidences of fungemia (M-H, RE-RR of 1.68 (0.52, 5.47) at 95% CI, $p=0.03$, $I^2 = 0\%$).

11 **3.1.6 c. Bacteremia**

12 Incidence of TCZ-induced bacteremia was determined from the four retrospective studies
13 carried in 956 patients, out of which 571 (59.3%) patients were under control/SOC group and
14 385 (40.2%) patients were assigned under TCZ group. The outcomes of the meta-analysis
15 showed no difference among the TCZ and control/SOC groups, in the incidences of
16 bacteremia (M-H, RE-RR of 0.92 (0.51, 1.66) at 95% CI, $p=0.78$, $I^2 = 33\%$).

17 **3.1.6 d. Pneumonia**

18 This parameter was analyzed by considering the four retrospective studies carried on 897
19 patients, out of which 538 (60%) were under control group and 359(40%) patients were
20 assigned into TCZ group. The outcomes of the analysis revealed that TCZ treated group has
21 more chances of pneumonia compared to control/SOC group (M-H, RE-RR of 1.88 (1.33,
22 2.66) at 95% CI, $p=0.0004$, $I^2 = 0\%$).

23 In the summary the incidence of super-infections, fungemia, bacteremia and pneumonia were
24 compared and analyzed between the TCZ and control/SOC groups by including a total of
25 3,686 patients out of which 2,103 (57.1%) were in the control/SOC group (never received

1 TCZ) and 1,583 (42.9%) patients were assigned under TCZ group (received TCZ + SOC). On
2 the overall, the incidences of infections (super-infections, fungemia, bacteremia and
3 pneumonia) are considered to be high in the TCZ treated group compared to control/SOC (M-
4 H, RE-RR of 1.49 (1.13, 1.96) at 95% CI, $p=0.0004$), however there is a substantial
5 heterogeneity exists among the included studies ($I^2=47\%$). The forest plot analysis of the
6 incidence of TCZ-induced infections is showed in **Figure 7**.

7 **3.1.7. Incidence of Toclimuzab-induced pulmonary thrombosis**

8 The incidence pulmonary thrombosis was determined from the two retrospective studies
9 carried on 193 patients, of which 97 (50.3%) patients were under control/SOC group and
10 96(49.7%) patients were assigned under TCZ group (received at least one dose of TCZ). The
11 outcomes of the analysis revealed that there was no significant difference in the incidences of
12 pulmonary thrombosis between TCZ and control/SOC treated groups (M-H, fixed effect odds
13 ratio (FE-OR) of 1.01 (0.45 to 2.26) at 95% CI, $p=0.99$, $I^2 = 0\%$). The forest plot analysis of
14 the incidence of toclimuzab-induced pulmonary thrombosis is depicted in **Figure 8**.

15 **4. Discussion**

16 This systematic review and meta-analysis was performed to collect, analyze, interpret and
17 conclude the efficacy and safety of TCZ in the treatment of COVID-19 positive subjects.
18 Since the emergence of the pandemic, globally the scientists are in search of a medicine or
19 treatment strategy to combat or manage the pandemic and thereby reduce the social-economic
20 burden throughout the world [14]. Many multi-national organizations, research organizations
21 and academic researchers are extensively working on developing an effective treatment for
22 COVID-19 [15]. As of now it has been symptomatically managed by using already existing
23 medications such as antivirals (remdesivir, oseltamivir, etc.), anti-pyretic (paracetamol), anti-
24 histaminic (cetirizine,), antibiotics (cephalosporins), corticosteroids (prednisolone,
25 methylprednisolone), monoclonal antibodies (tocilizumab, imatinib) [16]. In this context, the

1 IL-6 antagonists are considered to have better therapeutic benefits in the symptomatic
2 management of COVID-19, in these lines TCZ is considered as one of the most commonly
3 used medication to suppress the cytokine storm in COVID-19 patients [17]. There are
4 multiple case series, retrospective and prospective studies available on the therapeutic role of
5 TCZ in COVID-19. Also, there are few meta-analysis reports published related to therapeutic
6 use of TCZ in COVID-19. However, this study was focused to provide overall view on the
7 efficacy and safety of TCZ in COVID-19 patients considering the retrospective
8 studies/reports available on the topic till October 2020.

9 Based on the inclusion and exclusion criteria a total 24 retrospective studies were selected for
10 this study, comprising of 5686 COVID-19 positive patients. The parameters such as
11 mortality, ICU ward admission rate, need of Mechanical ventilation, Length of Hospital Stay,
12 Length of Hospital stay in ICU, Incidence of super-infections such as fungemia, bacteremia,
13 pneumonia, and pulmonary thrombosis were considered for systematic review and meta-
14 analysis.

15 The available literature favors the benefit of TCZ in minimizing the COVID-19 induced
16 mortality [18, 19, 20, 21]. In this study, 22 included studies have reported the mortality as a
17 parameter of which 16 studies have supported the use of TCZ in minimizing the mortality,
18 and 6 studies have shown results in the favor of control. The outcome of the meta-analysis
19 revealed that the administration of TCZ could benefit the COVID-19 positive patients in
20 minimizing the COVID-19 induced mortality.

21 Further, among the hospitalized COVID-19 positive patients about 5-10% population
22 requires ICU admission [22,23]. In this regard some of the available reports have supported
23 the use of TCZ in reducing the incidences of ICU admission [22, 24, 25]. However, the
24 outcomes of the present meta-analysis showed that there is no significant difference between

1 the TCZ and control/SOC groups in the incidences of ICU admission among the COVID-19
2 infected patients.

3 Moreover, about 89.9% of ICU cases and 20.2% of hospitalized COVID-19 positive patients
4 require mechanical ventilation (Invasive and/or Non-invasive) [26], and the role of TCZ in
5 reducing the need for MV has been evaluated in multiple studies [27, 28, 29,30, 31]. In the
6 present study, 12 retrospective studies reporting the MV as a parameter were included, of
7 these 12 studies, 7 studies have reported in favors of TCZ, 5 studies have reported in the
8 favors of control/SOC and 1 study was neutral. The outcomes of the meta-analysis revealed
9 that the need for MV is same between TCZ and control/SOC treated groups.

10 Besides, length of stay (LOS and LOS-ICU) is the one of important parameter considered for
11 evaluating the efficacy in COVID-19 patients. As per the available data the median LOS was
12 found to be 4 to 21 days (outside China) and median LOS-ICU was found to be 4 to 19 days
13 (outside China) [32]. In this regard, 8 studies reporting LOS and 3 studies reporting LOS-ICU
14 were included in the present study. On the overview, the TCZ treatment has shown benefit in
15 minimizing the LOS and LOZ-ICU compared to control/SOC. However, there was no
16 statistically significant difference observed between the TCZ and control/SOC groups, due to
17 the significant heterogenicity ($I^2 = 100\%$) associated the included studies.

18 On the other hand, safety of TCZ is the prime concern while administering to COVDI-19
19 patients. The available literature suggests that TCZ administration can cause adverse (AEs)
20 and serios adverse events (SAEs) such as super-infections, fungemia, bacteremia, pneumonia,
21 pulmonary thrombosis and so on [30, 33, 34, 35, 36, 37]. Therefore, the incidences of events
22 such as these adverse events were compared between the TCZ and control/SOC treated
23 groups using the 9 included studies. The outcomes of the meta-analysis revealed that the TCZ
24 administration has the higher changes of producing the events such as super-infections,
25 fungemia, bacteremia, pneumonia, and pulmonary thrombosis compared to control/SOC.

1 Altogether, the meta-analysis performed based on the available literature on TCZ related to
2 its efficacy and safety in COVID-19 patients, we can conclude that the administration of TCZ
3 would reduce the risk of mortality, and however there is no much difference observed
4 between the TCZ and SOC/control groups in other parameters such as ICU admission rate,
5 need of mechanical ventilation and Length of hospital stay (ICU and Non-ICU). On the other
6 hand, TCZ treated subjects possess higher chances of adverse events like super-infections,
7 fungemia, bacteremia, pneumonia, and pulmonary thrombosis compared to control/SOC
8 group.

9 **5. Conclusions**

10 This meta-analysis was performed using retrospective clinical reports on use of TCZ in
11 COVID-19, and based on the outcomes of the meta-analysis we can conclude that
12 administration of TCZ would reduce the risk of mortality, and however there is no much
13 difference observed between the TCZ and SOC/control groups in other parameters such as
14 ICU admission rate, need of mechanical ventilation and Length of hospital stay (ICU and
15 Non-ICU). On the other hand, TCZ treated subjects possess higher chances of super-
16 infections and pneumonia compared with SOC/control group. However, there is a need for
17 multi-centric randomized trials to determine the potential therapeutic role of TCZ in
18 mitigating COVID-19 and associated health complications.

19 **6. Limitations**

20 Though the meta-analysis of the available evidence supports the benefit of TCZ in
21 minimizing the COVID-19-induced mortality and other complications compared to
22 SOC/placebo/control. There was a moderate to significant heterogeneity observed across the
23 studies in terms of various parameters. Therefore, further evidence from multi-centric
24 randomized controlled trials is required to arrive at the conclusions on the therapeutic benefit
25 of TCZ in COVID-19 induced mortality and complications. Hence there is a need for well

1 randomized multi-centric clinical trials to scientifically validate the therapeutic benefit of
2 TCZ in mitigating the COVID-19 and associated health problems.

3

4 **Conflicts of Interest statement:** Authors declares that they have no conflicts of interest

5

6 **References**

- 7 1. Bogoch, II, Watts A, Thomas-Bachli A, Huber C, Kraemer MUG, Khan K. Pneumonia
8 of unknown aetiology in Wuhan, China: potential for international spread via
9 commercial air travel. *J Travel Med.* 2020;27.
- 10 2. World Health Organization. Coronavirus disease 2019 (COVID-19): Situation Report—
11 51, 2020
- 12 3. Zhao S, Lin Q, Ran J, Musa SS, Yang G, Wang W, et al. Preliminary estimation of the
13 basic reproduction number of novel coronavirus (2019-nCoV) in China, from 2019 to
14 2020: A datadriven analysis in the early phase of the outbreak. *Int J Infect Dis.*
15 2020;92:214-4.
- 16 4. <https://www.health.harvard.edu/diseases-and-conditions/treatments-for-covid-19>
- 17 5. <https://reference.medscape.com/drug/bamlanivimab-4000141>
- 18 6. <https://www.who.int/news-room/q-a-detail/coronavirus-disease-covid-19-dexamethasone>
- 19 7. Kantarjian H, Oki Y, Garcia-Manero G, Huang X, O'Brien S, Cortes J, Faderl S, Bueso-
20 Ramos C, Ravandi F, Estrov Z, Ferrajoli A, Wierda W, Shan J, Davis J, Giles F, Saba
21 HI, Issa JP. Results of a randomized study of 3 schedules of low-dose decitabine in
22 higher-risk myelodysplastic syndrome and chronic myelomonocyticleukemia. *Blood.*
23 2007 Jan 1;109(1):52-7.
- 24 8. <https://clinicaltrials.gov/ct2/show/NCT04372602>.
- 25 9. <https://clinicaltrials.gov/ct2/show/NCT04425538>

- 1 10. Shimizu M, . Clinical Features of Cytokine Storm Syndrome. *In*: Cron RQ, Behrens EM,
2 *eds. Cytokine Storm Syndrome*. Cham, Springer International Publishing, 2019; *pp.* 31–
3 41.
- 4 11. Hoiland RL, Stukas S, Cooper J, et al. Amelioration of COVID-19 related cytokine
5 storm syndrome: Parallels to chimeric antigen receptor-T cell cytokine release
6 syndrome. *Br J Haematol* 2020; **190**: e150–e154.
- 7 12. Hojyo, S., Uchida, M., Tanaka, K. et al. How COVID-19 induces cytokine storm with
8 high mortality. *InflammRegener* 40, 37 (2020).
- 9 13. <https://clinicaltrials.gov/ct2/results?cond=COVID-19>
- 10 14. Sarkar C, Mondal M, Torequl Islam M, Martorell M, Docea AO, Maroyi A, Sharifi-Rad
11 J and Calina D (2020) Potential Therapeutic Options for COVID-19: Current Status,
12 Challenges, and Future Perspectives. *Front. Pharmacol.* 11:572870. doi:
13 10.3389/fphar.2020.572870.
- 14 15. [https://www.who.int/emergencies/diseases/novel-coronavirus-2019/global-research-on-](https://www.who.int/emergencies/diseases/novel-coronavirus-2019/global-research-on-novel-coronavirus-2019-ncov/solidarity-clinical-trial-for-covid-19-treatments)
15 [novel-coronavirus-2019-ncov/solidarity-clinical-trial-for-covid-19-treatments](https://www.who.int/emergencies/diseases/novel-coronavirus-2019/global-research-on-novel-coronavirus-2019-ncov/solidarity-clinical-trial-for-covid-19-treatments)
- 16 16. [https://www.cdc.gov/coronavirus/2019-ncov/hcp/clinical-guidance-management-](https://www.cdc.gov/coronavirus/2019-ncov/hcp/clinical-guidance-management-patients.html)
17 [patients.html](https://www.cdc.gov/coronavirus/2019-ncov/hcp/clinical-guidance-management-patients.html)
- 18 17. Guillen, L., Padilla, S., Fernandez, M. Vanesa Agullo V, García JA, Telenti G,
19 García-Abellan J, Botella A, Gutiérrez F, Masia M. Preemptive interleukin-6 blockade
20 in patients with COVID-19. *Sci Rep* **10**, 16826 (2020). [https://doi.org/10.1038/s41598-](https://doi.org/10.1038/s41598-020-74001-3)
21 [020-74001-3](https://doi.org/10.1038/s41598-020-74001-3).
- 22 18. Andrew IP, Berry DA, Hansen E, Goy AH, Pecora AL, Sinclair BA, et al. (2020)
23 Hydroxychloroquine and tocilizumab therapy in COVID-19 patients—An observational
24 study. *PLoS ONE* 15(8): e0237693. <https://doi.org/10.1371/journal.pone.0237693>.
- 25 19. Rossi, B., Nguyen, L. S., Zimmermann, P., Boucenna, F., Dubret, L., Baucher, L.,
26 Guillot, H., Bouldouyre, M. A., Allenbach, Y., Salem, J. E., Barsoum, P., Oufella, A., &

- 1 Gros, H. (2020). Effect of Tocilizumab in Hospitalized Patients with Severe COVID-19
2 Pneumonia: A Case-Control Cohort Study. Pharmaceuticals (Basel, Switzerland),
3 13(10), 317. <https://doi.org/10.3390/ph13100317>
- 4 20. Zheng KL, Xu Y, Guo YF, *et al.*,. Efficacy and safety of tocilizumab in COVID-19
5 patients. Aging (Albany NY). 2020 Oct 8;12(19):18878-18888.
- 6 21. Capra R, De Rossi N, Mattioli F, Romanelli G, Scarpazza C, Sormani MP, Cossi S.
7 Impact of low dose tocilizumab on mortality rate in patients with COVID-19 related
8 pneumonia. Eur J Intern Med. 2020 Jun;76:31-35.
- 9 22. Moreno-García E, Caballero VR, Albiach L, *et al.*, Tocilizumab is associated with
10 reduction of the risk of ICU admission and mortality in patients with SARS-CoV-2
11 infection. medRxiv 2020.06.05.20113738.
- 12 23. Martínez-Sanz J, Muriel A, Ron R, Herrera S, Pérez-Molina JA, Moreno S, Serrano-
13 Villar S. Effects of tocilizumab on mortality in hospitalized patients with COVID-19: a
14 multicentre cohort study. Clin Microbiol Infect. 2020 Sep 23:S1198-743X(20)30573-5.
- 15 24. Roumier M, Paule R, Groh M, Vallée A, Ackermann F. Interleukin-6 blockade for
16 severe COVID-19. medRxiv 2020.04.20.20061861.
- 17 25. Klopfenstein T, Zayet S, Lohse A, *et al.*, HNF Hospital Tocilizumab multidisciplinary
18 team. Tocilizumab therapy reduced intensive care unit admissions and/or mortality in
19 COVID-19 patients. Med Mal Infect. 2020 Aug;50(5):397-400.
- 20 26. Richardson S, Hirsch JS, Narasimhan M, Crawford JM, McGinn T, Davidson KW, et al.
21 Presenting characteristics, comorbidities, and outcomes among 5700 patients
22 hospitalized with COVID-19 in the New York city area. JAMA 2020;323:2052–2059.
- 23 27. Rossi B, Nguyen LS, Zimmermann P, *et al.*,. Effect of tocilizumab in hospitalized
24 patients with severe pneumonia COVID-19: a cohort study. medRxiv
25 2020.06.06.20122341.

- 1 28. Guaraldi G, Meschiari M, Cozzi-Lepri A, *et al.*, Tocilizumab in patients with severe
2 COVID-19: a retrospective cohort study. *Lancet Rheumatol.* 2020 Aug;2(8):e474-e484.
- 3 29. Mikulska M, Nicolini LA, Signori A, *et al.*, Tocilizumab and steroid treatment in
4 patients with severe Covid-19 pneumonia. *medRxiv* 2020.06.22.20133413.
- 5 30. Kewan T, Covut F, Al-Jaghbeer MJ, Rose L, Gopalakrishna KV, Akbik B. Tocilizumab
6 for treatment of patients with severe COVID-19: A retrospective cohort study.
7 *EClinicalMedicine.* 2020 Jun 20;24:100418.
- 8 31. Gokhale Y, Mehta R, Karnik N, Kulkarni U, Gokhale S. Tocilizumab improves survival
9 in patients with persistent hypoxia in severe COVID-19 pneumonia. *EClinicalMedicine.*
10 2020 Jul 16;24:100467.
- 11 32. Rees, E.M., Nightingale, E.S., Jafari, Y. et al. COVID-19 length of hospital stay: a
12 systematic review and data synthesis. *BMC Med* 18, 270 (2020).
13 <https://doi.org/10.1186/s12916-020-01726-3>.
- 14 33. Campochiaro C, Della-Torre E, Cavalli G, *et al.*,. Efficacy and safety of tocilizumab in
15 severe COVID-19 patients: a single-centre retrospective cohort study. *Eur J Intern Med.*
16 2020 Jun;76:43-49.
- 17 34. Rojas-Marte G, Khalid M, Mukhtar O, *et al.*,. Outcomes in patients with severe COVID-
18 19 disease treated with tocilizumab: a case-controlled study. *QJM.* 2020 Aug
19 1;113(8):546-550.
- 20 35. Somers EC, Eschenauer GA, Troost JP, *et al.*,. Tocilizumab for treatment of
21 mechanically ventilated patients with COVID-19. *Clin Infect Dis.* 2020 Jul 11:ciaa954.
- 22 36. Canziani LM, Trovati S, Brunetta E, Testa A, *et al.*,. Interleukin-6 receptor blocking
23 with intravenous tocilizumab in COVID-19 severe acute respiratory distress syndrome:
24 A retrospective case-control survival analysis of 128 patients. *J Autoimmun.* 2020
25 Nov;114:102511.

- 1 37. Pettit NN, Nguyen CT, Mutlu GM, Wu D, Kimmig L, Pitrak D, Pursell K. Late onset
2 infectious complications and safety of tocilizumab in the management of COVID-19. J
3 Med Virol. 2020 Aug 13;10.1002/jmv.26429.
- 4 38. Quartuccio L, Sonaglia A, McGonagle D, *et al.*. Profiling COVID-19 pneumonia
5 progressing into the cytokine storm syndrome: Results from a single Italian Centre study
6 on tocilizumab versus standard of care. J Clin Virol. 2020 Aug; 129:104444.
- 7 39. Colaneri M, Bogliolo L, Valsecchi P, *et al.*. Tocilizumab for Treatment of Severe
8 COVID-19 Patients: Preliminary Results from SMAteo COvid19 REgistry
9 (SMACORE). Microorganisms. 2020 May 9;8(5):695.
- 10 40. Wadud N, Ahmed N, Shergil M, *et al.*. Improved survival outcome in SARs-CoV-2
11 (COVID-19) Acute Respiratory Distress Syndrome patients with Tocilizumab
12 administration. medRxiv 2020.05.13.20100081.
- 13 41. De Rossi N, Scarpazza C, Filippini C, *et al.*. Early use of low dose tocilizumab in
14 patients with COVID-19: A retrospective cohort study with a complete follow-up.
15 EClinicalMedicine. 2020 Aug;25:100459.
- 16 42. Moreno-Pérez O, Andres M, Leon-Ramirez JM, Sánchez-Payá J, Rodríguez JC, Sánchez
17 R, García-Sevila R, Boix V, Gil J, Merino E. Experience with tocilizumab in severe
18 COVID-19 pneumonia after 80 days of follow-up: A retrospective cohort study. J
19 Autoimmun. 2020 Nov;114:102523.
- 20 43. Ramaswamy M, Mannam P, Comer R, Sinclair E, McQuaid DB, Schmidt ML. Off-
21 Label Real World Experience Using Tocilizumab for Patients Hospitalized with
22 COVID-19 Disease in a Regional Community Health System: A Case-Control Study.
23 medRxiv 2020.05.14.20099234.

- 1 44. Biran N, Ip A, Ahn J, *et al.*,. Tocilizumab among patients with COVID-19 in the
2 intensive care unit: a multicentre observational study. *Lancet Rheumatol.* 2020
3 Oct;2(10):e603-e612.

le 1. Description of Included studies

Sl. No	Author name	Study Design	Total No. of patients (Control + TCZ)	Control group	Tocilizumab (TCZ) Treatment	Parameters
1	Andrew IP et al., 2020 [18]	Retrospective	N= 547	n=413, at least 1 dose of TCZ + SOC	n=134, TCZ	Mortality, oxygenation, ferritin, D-dimer, ICU admission and Time frame: upto 30 days
2	Biran N et al.,2020[44]	Retropective observational study	N=764	n=554, SOC	n=210, TCZ-400mg-IV, Single dose + SOC	Mortality, Serum concentration of CRP, Oxygen support, qSOFA score. Time frame: upto 60 days
3	Campochiaro C et al., 2020 [33]	Retrospective Cohort	N=65	n=33, HCQ -400 mg, OD daily +LPV/r/RTV/r 400/100 mg BD + Ceftriaxone 2 gr for 6 days +AZT 500 mg daily + oxaparin 4000UI, SC OD	n=32, TCZ- 400mg, one/two IV dose	Mortality, cummulative incidence of clinical, discharge from hospital, improvement, CRP, vitals. Time frame: Upto 30 days
4	Canziani LM et al.,2020[36]	Retrospective case control	N=128	n=64, enoxaparin, SC + LPV/r 400 mg + RTV/r 100 mg BD/darunavir 800 mg + cobicistat 150 mg OD + HCQ 200 mg, BD	n=64, TCZ- 8mg/kg, IV, one/two doses	Mortality, PaO ₂ :FiO ₂ , MV, IMV, Creatinine, D-dimer, Ferritin, Fibrinogen, Procalcitonin, LDH, IL-6, Hematology, INR, [Time Frame: upto 30 days]
5	Capra R et al.,2020[21]	Retrospective	N=85	n=23, SOC (HCQ 400 mg daily and LPV/r 800 mg daily plus RTV/r 200 mg daily	n=62, Tocilizumab-400/324mg-IV/SC + SOC	Mortality, LOS, Clinical Improvement, No of discharges Time frame: upto 14 days
6	Colaneri M et al., 2020 [39]	Retrospective	N=112	n=91, SOC (HCQ - 200 mg bid + AZT -500 mg OD, LMWH ± methylprednisolone - 1 mg/kg up to 80 mg for 10 days)	n=21, TCZ - 8mg/kg IV, One/Two doses + SOC	Mortality, ICU Admission, INR, LDH, Lymphocytes, Neutrophils, ALT, CRP, procalcitonin, platelets, P/F ratio [Time Frame : day 0, Day 7]

Sl. No	Author name	Study Design	Total No. of patients (Control + TCZ)	Control group	Tocilizumab (TCZ) Treatment	Parameters
7	De Rossi N et al.,2020 [41]	Retrospective cohort study	N=158	n=68, SOC, (HCQ- 400 mg daily + LPV/r 800 mg + RTV/r 200 mg per day).	n=90, TCZ - 400 mg IV or 324 mg SC + SOC	Mortality, Vitals, CRP, Procalcitonin, Heamatology, LFTs, Creatinine-kinase, LDH, Coagulation Parameters Need of Respiratory Support.
8	Gokhale Y et al.,2020 [31]	Retrospective Cohort	N=161	n=91, SOC (antibiotics, HCQ 400 mg + Ivermectin 12 mg once daily, Oseltamivir 75 mg twice daily + LMVH 1 mg/kg SC once daily + methylprednisolone 125 500 mg intravenously once daily)	n=70, TCZ-400mg-IV along with SOC	Mortality, CRP. LOS, Ventillation. Time frame: upto 50 days
9	Guaraldi G et al.,2020[28]	Retrospective Cohort	N=544	n=365, HCQ- 400 mg BD on D1, followed by 200 mg BD on days 2–5 ± AZT 500 mg OD for 5 days +LPV/r–RTV/r (400/100 mg BD/darunavir–cobicistat (800/150 mg OD for 14 days + LMWH	n=179, TCZ- 162 mg, SC, n=88, TCZ - 8 mg/kg bodyweight, (Max 800mg)	Mortality, Incidence of MV, CRP, IL-6, D-dimers, Ferritin, Lymphocyte count, WBC. Time frame: upto 20 days
10	Kewan T et al., 2020 [30]	Retrospective	N=51	n=23, SOC	n=28, TCZ-4-8mg/kg-IV+ prednisone-50mg	Mortality, LOS, LOS in ICU, Hematology, Clinical improvement, oxygen therapy, LFTs, CRP and IL-6, D-dimers, Fibrinogen, Ferritin, Creatinine, Troponin, vitals. Time frame: upto 30 days

Sl. No	Author name	Study Design	Total No. of patients (Control + TCZ)	Control group	Tocilizumab (TCZ) Treatment	Parameters
11	Klopfenstein T et al.,2020[25]	Retrospective case control	N= 45	n=25, SOC	n=20, TCZ - 400mg one/two doses IV + SOC	Mortality and/or ICU admission, MV, LOS, BP, Respiratory rate, Saturated O ₂ (%), Lymphocytes, CRP, Duration of oxygen therapy (days), Time from symptom onset to TCZ initiation (days), [Time Frame: upto 24 days].
12	Martínez-Sanz J et al.,2020 [23]	Retrospective	N=1229	n=969, SOC (HCQ ± LPV/r/RTV/r ± AZT ± CORTs)	n=260, TCZ - 400-600 mg, in one/two doses, IV	Mortality, Non-ICU length of stay, ICU length of stay, Vitals, Differential count, LDH, ALT, Creatinine Urea, D-Dimer, IL-6, C-reactive protein, [Time Frame: upto 90 days]
13	Mikulska M et al.,2020 [29]	Retrospective	N=196	n=66, SOC (HCQ- 400mg bid ± darunavir/RTV/r 800/100 QID+ Antibiotics + LMWH)	n=130, TCZ - 8mg/kg (maximum 800mg), IV One/two doses or TCZ 162 mg SC + methylprednisolone - 1mg/kg for 5 days IV, then 0.5mg/kg	Mortality, IL-6, Ferritin, CRP, D-dimer, PaO ₂ /FiO ₂ , Non-Invasive Ventilation (NIV), [Time Frame: upto 30 days]
14	Moreno-García E et al.,2020 [22]	Retrospective Cohort	N=171	n=94, LPV/r/RTV/r 400/100 mg BID for 7-14 days + HCQ 400 mg/12h on D1, followed by 200 mg/12h for the next 4 days + AZT 500 mg on D1 followed by 250 mg/24h for next 4 days	n=77, TCZ- 400mg, one/two/three IV doses + SOC	Mortality, Hospital discharge, Incidence of ICU stay, CRP, D-dimers, Ferritin, Lymphocyte count. Time frame: upto 30 days

Sl. No	Author name	Study Design	Total No. of patients (Control + TCZ)	Control group	Tocilizumab (TCZ) Treatment	Parameters
15	Moreno-Pérez O et al.,2020 [42]	Retrospective cohort study	N=236	n=159, SOC (HCQ, LPV/r/RTV/r, AZT)	n=77, TCZ initial 600 mg, with a second or third dose (400 mg), IV	Mortality, LDH, ALT, AST, LOS, LOS-ICU, PaO ₂ :FiO ₂ , Respiratory rate, BP, Heart rate, eGFR, Leukocytes, Lymphocytes, CRP, Procalcitonin, Ferritin, D-dimer, LDH, IL-6, Troponin T, Brain natriuretic peptide, Creatine phosphokinase, Time frame: upto 80 days
16	Pettit NN et al.,2020 [37]	Retrospective	N=148,	n=74, SOC	n=74, TCZ +SOC	Infections risk, CRP, ferritin, D-dimer. Time frame: upto 90 days
17	Quartuccio L et al.,2020[38]	Retrospective	N=111	n=69, SOC (Antivirals/Glucocorticoids/Antimalarials/Antibiotics/LMWH)	n=42, TCZ- 8mg/kg, IV, single Dose + SOC	WBC count, differential count, CD4 ⁺ T cells, CD8 ⁺ T cells, CD19 ⁺ B cells, CD56 ⁺ NK cells, Platelet count, CRP, D-dimer, LDH, IL-6, Creatinine Kinase [Time Frame: Upto 30 Days]
18	Ramaswamy M et al.,2020 [43]	Retrospective	N=86	n=65, SOC	n=21, TCZ - 8mg/kg IV,	AST, ALT, ASP. D-dimer, IL-6, CRP, Hematology, eGFR, INR, Ferritin, Procalcitonin, Serum Creatinine, BUN, Total bilirubin Time frame: upto 35 days
19	Rojas-Marte G et al.,2020 [34]	Retrospective	N=193	n=97, SOC (HQ+RMV/r+ AZT+CORTs+ Vit C+ zinc)	n=96, TCZ + SOC	Mortality, LOS, Vitals, CRP, D-dimers, Ferritin, troponin, differential count, Oxygen requirement, Procalcitonin. Time frame: upto 30 days
20	Rossi B et al.,2020[19]	Retrospective case-control study, cohort	N=168	n=84, Antibiotics/HCQ/ Lopinavir/RTV/r/BCB/Immuno suppressants or CORTs	n=84, TCZ- 400mg single IV dose	Mortality, survival with MV, CRP, Lymphocytes. Time frame: upto 30 days

Sl. No	Author name	Study Design	Total No. of patients (Control + TCZ)	Control group	Tocilizumab (TCZ) Treatment	Parameters
21	Roumier M et al.,2020 [24]	Retrospective	N=59	n=29, SOC	n=30, TCZ - 8mg/kg IV, One/Two doses + SOC	Mortality, MV, Incidence Of ICU, CRP, Ferritin, D-dimer, CT of Lungs, Time frame: upto 10 days
22	Somers EC et al., 2020 [35]	Retrospective Cohort	N=154	n=76, SOC (HCQ/RMV/r+ Supportive Drugs)	n=78, TCZ-400mg, one/two IV dose	Mortality, Superinfection, discharged from hospital, LOS. Time frame: upto 30 days
23	Wadud N et al.,2020 [40]	Retrospective case-control study	N=94	n=50, SOC	n=44, TCZ + SOC	Mortality, CRP, IL-6, TGL, ferritin, fibrinogen, AST, D-dimer, fibrinogen, EKG,
24	Zheng KL et al.,2020 [20]	Retrospective	N=181	n=92, SOC	n=89, TCZ-4-8mg/kg-IV + SOC	Mortality, discharge, LOS, hematology, LFTs, electrolytes, CRP, IL-6, D-dimers, Fibrinogen, Ferritin, Creatinine Kinase, Troponin T, Lactate Dehydrogenase, vitals. Time frame: upto 30 days

1

2 **Note:** TCZ, tocilizumab; SOC, standard of care; Lopinavir, LPV/r; Ritonavir, RTV/r; Baricitinib, BCB; Corticosteroids, CORT;
3 Hydroxychloroquine, HCQ; Azithromycin, AZT; Remdesivir, RMV/r; Darunavir, DNV/r; IV, intravenous; SC, subcutaneous; MV,
4 mechanical ventilation; IMV, invasive mechanical ventilation; ICU, Intensive care unit; CRP, C-reactive protein; IL-6, interleukin-6; LFT,
5 liver function tests, LOS, length of hospital stay; LOS-ICU, length of stay in the ICU;

6

7

Figure Legends

Figure 1. PRISMA Flow chart

Figure 2. Effect of Tocilizumab on COVID-19 mortality

Figure 3. Effect of Tocilizumab on COVID-19 related ICU ward admission rate

Figure 4. Effect of Tocilizumab on need of Mechanical ventilation in COVID-19 patients

Figure 5. Effect of Tocilizumab on Length of Hospital Stay (LOS) in COVID-19 patients

Figure 6. Effect of Tocilizumab on Length of Hospital Stay in ICU (LOS-ICU) in COVID-19 patients

Figure 7. Safety of Tocilizumab

Figure 1. PRISMA Flow diagram

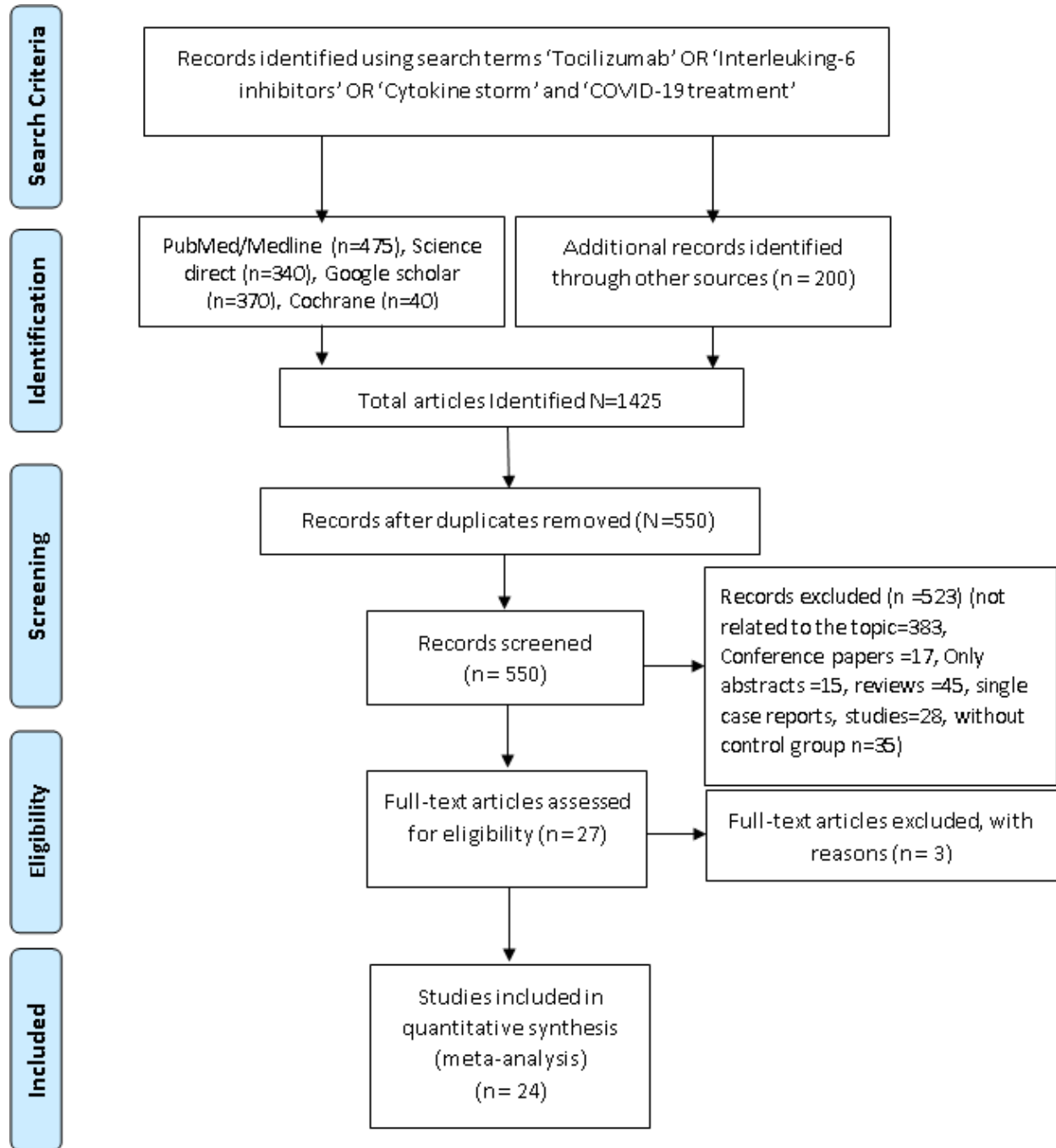


Figure 2. Effect of Tocilizumab on COVID-19 mortality

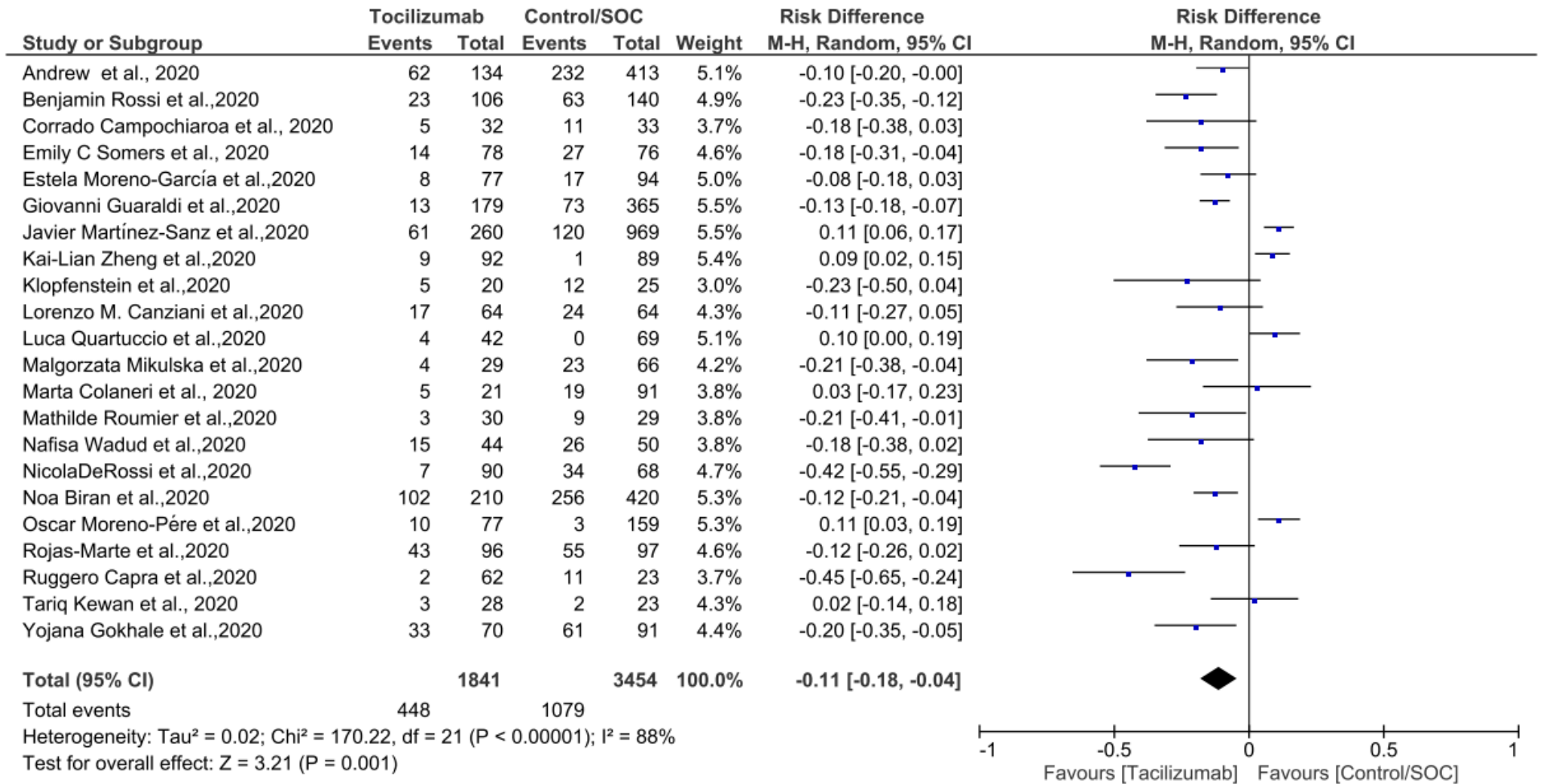


Figure 3. Effect of Tocilizumab on COVID-19 related ICU ward admission rate

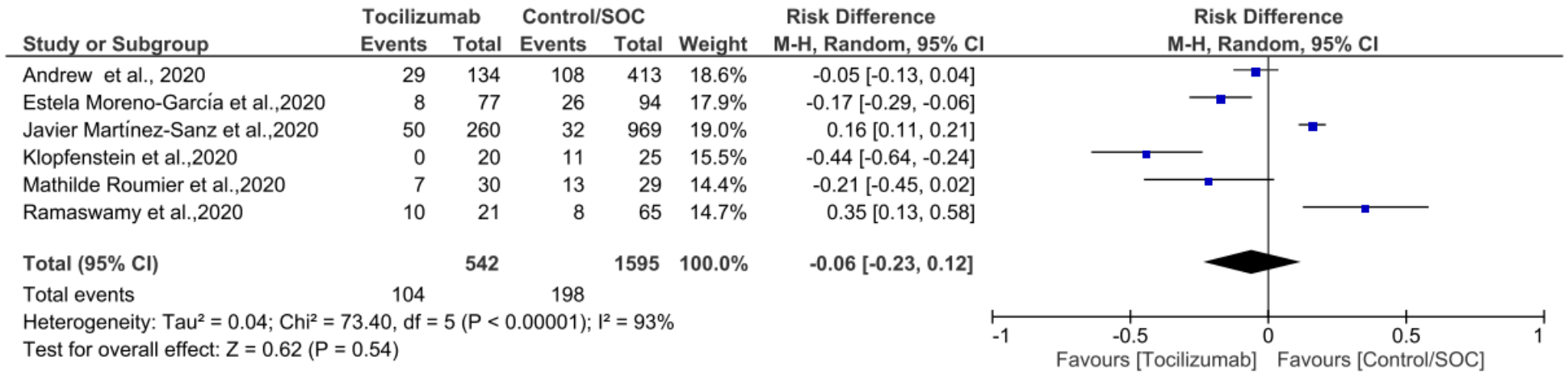


Figure 4. Effect of Tocilizumab on need of Mechanical ventilation in COVID-19 patients

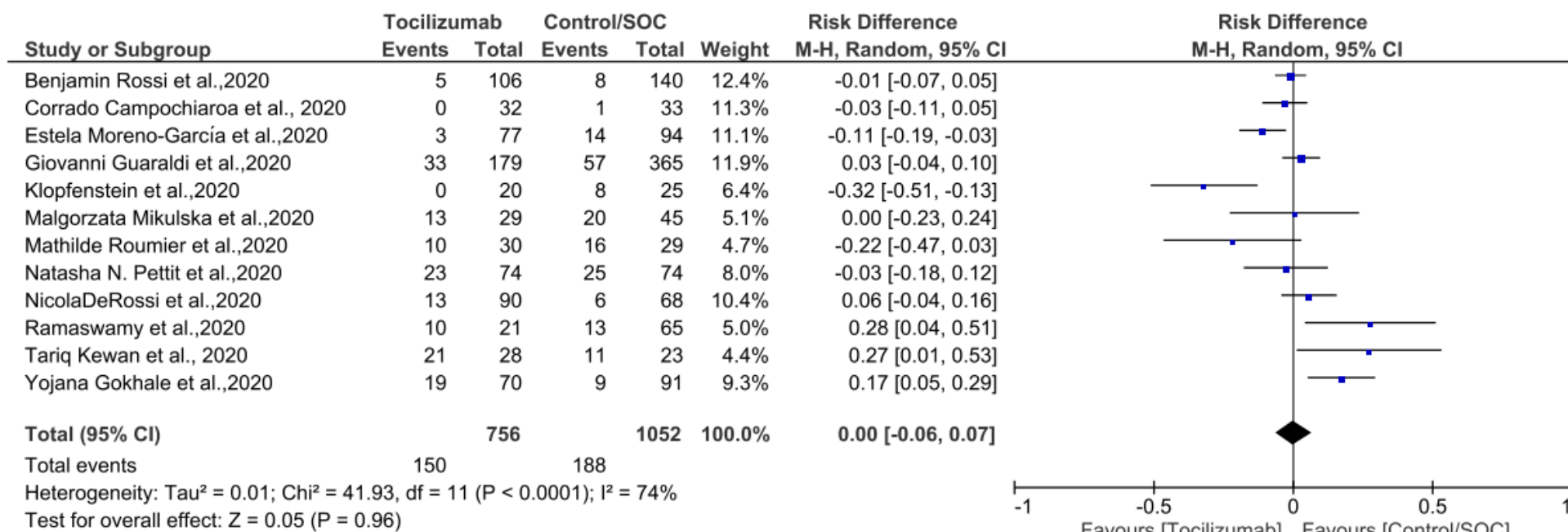


Figure 5. Effect of Tocilizumab on Length of Hospital Stay (LOS) in COVID-19 patients

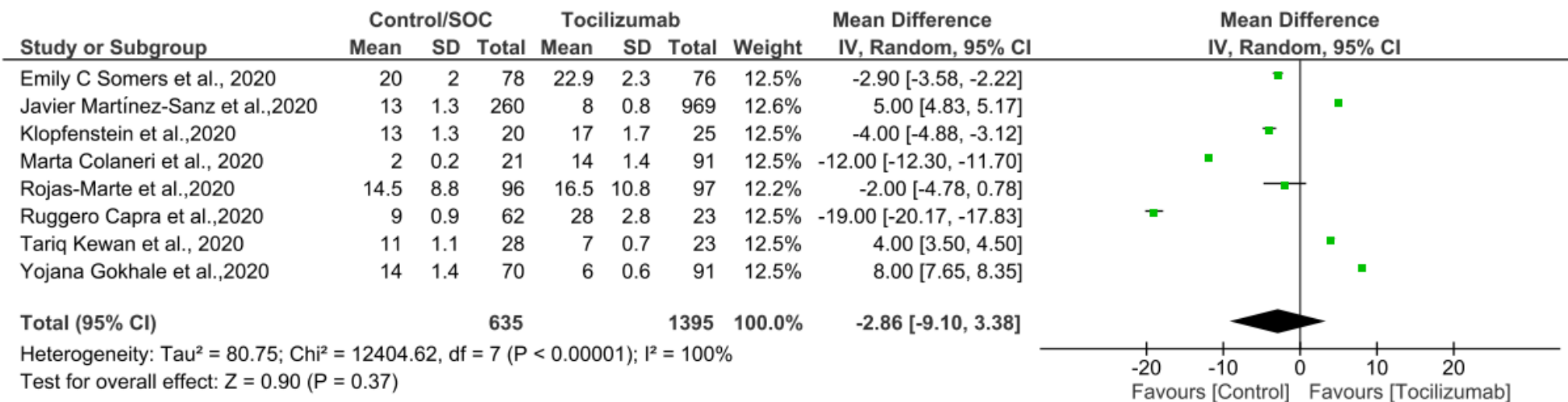


Figure 6. Effect of Tocilizumab on Length of Hospital Stay in ICU (LOS-ICU) in COVID-19 patients

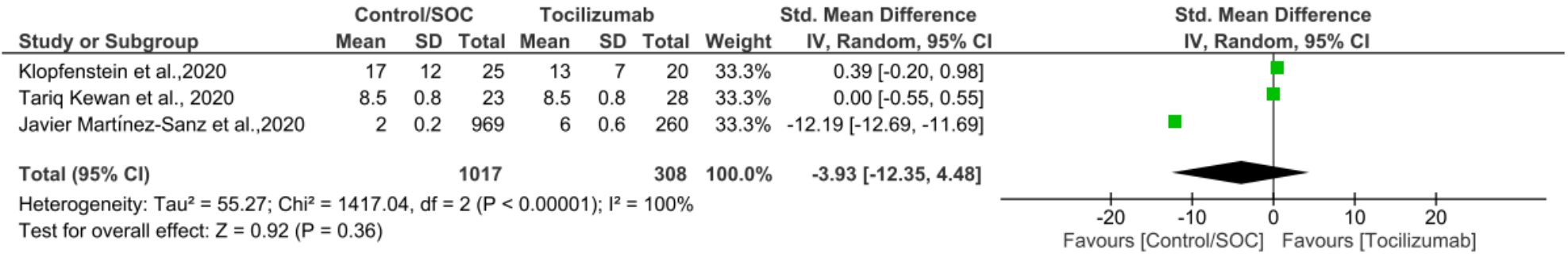
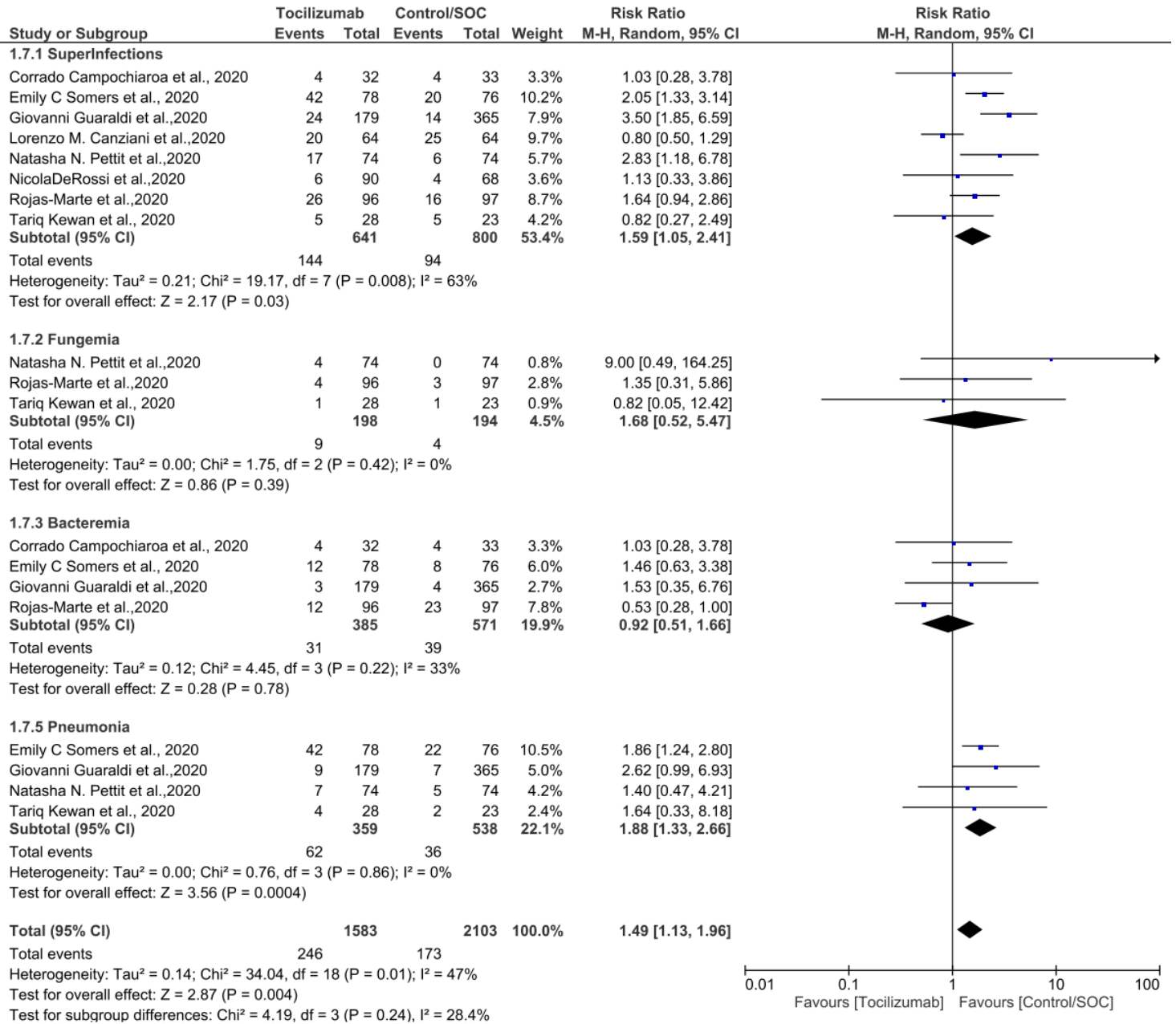


Figure 7. The incidences of Tocilizumab-induced super-infections in COVID-19 patients



1

Figure 8. The incidents of Tocilizumab-induced pulmonary thrombosis in COVID-19 patients

2

