

1 Running head: IRS practises in Bolivia

2

3 Indoor residual spraying practises against *Triatoma infestans* in the Bolivian Chaco:
4 contributing factors to suboptimal insecticide delivery to treated households.

5

6 Raquel Gonçalves¹, Rhiannon A.E. Logan², Hanafy M. Ismail², Mark J.I. Paine², Caryn

7 Bern³, Orin Courtenay^{1*}

8

9 ¹Zeeman Institute and School of Life Sciences, University of Warwick, Coventry, CV4 7AL,
10 UK.

11 ²Liverpool School of Tropical Medicine, Department of Vector Biology, Faculty of
12 Biological Sciences, Pembroke Place, Liverpool, L3 5QA, UK

13 ³Department of Epidemiology and Biostatistics, School of Medicine, University of California
14 San Francisco, San Francisco, California.

15

16

17 *Corresponding authors

18 orin.courtenay@warwick.ac.uk (OC)

19

20

21 OC orin.courtenay@warwick.ac.uk 0000-0002-0188-6929

22 RG raquel.goncalves@warwick.ac.uk 0000-0003-4349-6619

23 RAEL Rhiannon.logan@lstmed.ac.uk 0000-0002-4323-3213

24 HMI Hanafy.ismail@lstmed.ac.uk 0000-0002-9953-9588

25 MJIP mark.paine@lstmed.ac.uk 0000-0003-2061-7713

NOTE: This preprint reports new research that has not been certified by peer review and should not be used to guide clinical practice.

26 CB Caryn.Bern2@ucsf.edu 0000-0001-8195-7303

27

28 Keywords: *Triatoma infestans*, *Trypanosoma cruzi*; vector control; diagnostic, indoor
29 residual spraying, insecticide quantification, Chaco, Bolivia

30

31 **Abstract**

32 Background: Indoor Residual Spraying (IRS) of insecticides is a key method to reduce
33 transmission by *Triatoma infestans*, vector of Chagas disease in a large part of South
34 America. However, the successes of IRS in the Gran Chaco region straddling Bolivia,
35 Argentina and Paraguay, have not equalled those in other Southern Cone countries.

36 Aims: This study evaluated routine IRS practises and insecticide quality control in a typical
37 endemic community in the Bolivian Chaco.

38 Methods: Alpha-cypermethrin active ingredient (a.i.) concentrations captured onto filter
39 papers fitted to sprayed wall surfaces, and in prepared spray tank solutions, were measured
40 using an adapted Insecticide Quantification Kit (IQK™). The results were analysed by
41 negative binomial GLM regression in relation to the time (minutes) spray teams spent
42 treating houses, spray rates (surface area to spray [m²/minute]), householder compliance to
43 empty houses for IRS delivery, and the visual presence/absence of filter papers. The IQK™
44 assays developed for these samples were validated against HPLC quantification methods.

45 Results: Substantial variations in the delivered a.i. concentrations were observed; only 10.4%
46 (50/480) of filter papers, and 8.8% (5/57) of houses received the target concentration. The
47 delivered concentrations were not related to those in the matched spray tank solutions. The
48 sedimentation of a.i. in the surface solution of prepared spray tanks was rapid, resulting in a
49 29% loss of a.i. content within 5 minutes, and 48.5% after 15 minutes. The delivered
50 concentrations were positively associated with the time spent spraying the house, and

51 inversely related to the spray rate, but showed weak correlations in both cases. The influence
52 of householder compliance on spray rates were significant, though associated differences in
53 delivered concentrations were not detected. No differences were observed in spray rates
54 between houses fitted with filter papers and houses without.

55 Conclusions: Suboptimal delivery of IRS is partially attributed to the insecticide physical
56 characteristics, and the need for revision of insecticide delivery methods, which includes
57 training of IRS teams and community education to encourage compliance. The IQK™ is a
58 necessary field-friendly tool to improve IRS quality, and to facilitate health worker training
59 and decision making by the Chagas disease vector control managers.

60

61 **Introduction**

62 Chagas disease results from infection with the parasite *Trypanosoma cruzi* (Kinetoplastida:
63 Trypanosomatidae) which causes a range of pathologies in humans and other animals. In
64 humans, acute symptomatic infection occurs within weeks to months of infection,
65 characterised by fever, malaise, and hepatosplenomegaly. An estimated 20-30% of infections
66 progress to chronic forms, most commonly cardiomyopathy, characterized by conduction
67 system deficits, arrhythmias, left ventricular dysfunction and eventually congestive heart
68 failure, and less frequently by gastrointestinal forms of the disease. These conditions develop
69 over decades, and are difficult to treat [1]. There is no vaccine.

70

71 The estimated global burden of Chagas disease in 2017 was 6.2 million resulting in 7.9
72 thousand deaths, and causing 232 thousand all-age Disability-Adjusted Life-Years (DALYs)
73 [2, 3, 4]. *T. cruzi* is transmitted by triatomine bugs (Hemiptera: Reduviidae) throughout
74 Central and South America, and parts of southern North America, which accounted for 30
75 thousand (77%) of the total new cases in 2010 in Latin America [5]. Congenital transmission

76 and infected blood transfusions are additional routes of infection, occurring in non-endemic
77 regions such as Europe and USA. In Spain, for example, there are an estimated 67,500
78 infections among Latin American immigrants[6], at an annual cost to the healthcare system
79 of \$9.3 million USD [7]. In a Barcelona hospital, between 2004 and 2007, 3.4% of screened
80 pregnant women immigrants from Latin American countries were seropositive to *T. cruzi* [8].
81 Thus, efforts to control vector transmission in endemic countries is fundamental to reducing
82 the burden of disease also in countries without triatomine vectors [9]. Current control
83 methods include Indoor Residual Spraying (IRS) of insecticides to reduce domestic and
84 peridomestic vector populations, maternal screening to detect and address congenital
85 transmission, and blood donor screening [5, 10].

86

87 In the Southern Cone countries of South America, the main vector is *Triatoma infestans*. This
88 species is predominantly endophilic and endophagic with widespread breeding colonies
89 inside households and animal sheds; household infestations are particularly abundant in
90 poorly constructed buildings in which wall and ceiling crevices provide triatomine refuges
91 [11, 12]. The Southern Cone Initiative (INCOSUR), has promoted a coordinated international
92 effort to combat domestic infestation by *Tri. infestans* and other domiciliated vectors using
93 IRS [13, 14]. This resulted in substantial reductions in Chagas disease incidence and
94 consequent certification by WHO of interrupted vectorial transmission in some countries
95 (Uruguay, Chile, and some parts of Argentina, and Brazil) [10, 13].

96

97 Despite the successes of INCOSUR, vectorial transmission of *T. cruzi* persists in the
98 American Gran Chaco, a seasonal dry forest ecosystem of 1.3 million km² that straddles the
99 borders of Bolivia, Argentina, and Paraguay [10]. The inhabitants in this region are some of
100 the most marginalised, living in extreme poverty with little access to health care [15]. The

101 incidence of *T. cruzi* infection and vectorial transmission amongst these communities are the
102 highest worldwide [5, 16, 17, 18], and where 26%-72% of houses are infested with *Tri.*
103 *infestans* [11, 19], and 40%-56% of *Tri. infestans* are infected with *T. cruzi* [20, 21]. The
104 majority (>93%) of all vectorial transmitted Chagas disease cases in the Southern Cone
105 region occur in Bolivia [5].

106

107 IRS is currently the only widely deployed method to reduce human-*Tri. infestans* contact,
108 being a historically proven strategy to reduce the burden of some vector-borne human
109 diseases [22, 23]. The proportion of houses in a community with *Tri. infestans* infestation is
110 one key measure used by health authorities to guide decision-making about IRS deployment,
111 and, importantly, to justify the treatment of chronically infected children without the risk of
112 reinfection [14, 24, 25, 26, 27]. Factors affecting IRS effectiveness, and the persistence of
113 vectorial transmission in the Grand Chaco region, is variably attributed to poor building
114 construction [17, 19], suboptimal IRS implementation practices and infestation surveillance
115 methods [28], low public compliance to IRS requirements [29], short residuality of
116 insecticide formulations [30, 31], and to *Tri. infestans* resistance and/or reduced susceptibility
117 to insecticides [20, 32].

118

119 Synthetic pyrethroid insecticides are commonly used for IRS being lethal to susceptible
120 triatomine populations. At low concentrations, pyrethroid insecticides are also used to flush
121 out the vectors from wall crevices for purpose of surveillance [33]. Quality control studies of
122 IRS practises are limited but indicate substantial variations in insecticide concentrations in
123 sprayed houses, and frequently below the effective target concentration range [31, 34, 35,
124 36]. One reason for the lack of quality control studies is that high-performance liquid
125 chromatography (HPLC), the gold standard method to measure insecticide concentrations, is

126 technically challenging, costly, and generally not suited to endemic community settings.
127 Recent advances in laboratory assays now provide alternative and relatively cheap methods
128 to assess insecticide delivery and IRS practises [37, 38].

129

130 This study aimed to measure the variation in insecticide concentrations during routine IRS
131 campaigns against *Tri. infestans* in the Bolivian Chaco. Insecticide concentrations were
132 measured in prepared formulations in spray tanks, and in filter paper samples collected from
133 sprayed houses. Factors potentially affecting delivery of insecticides to houses were also
134 evaluated. In so doing, we adapted a chemical colorimetric assay to quantify pyrethroid
135 concentrations in these samples.

136

137 **Methods**

138 Study site

139 This study was conducted in Itanambikua (20°1'5.94''S; 63°30'41''W) located in Camiri
140 municipality, Santa Cruz Department, Bolivia (Fig. 1). The area forms part of the American
141 Gran Chaco, characterized by seasonal dry forest with temperatures of 0°C-49°C, and rainfall
142 of 500-1000mm/year [39]. Itanambikua is one of 19 ethnic Guarani communities in the
143 municipality, holding a population of approximately 1,200 residents living in 220 houses
144 which are constructed largely of sun-baked bricks (adobe), traditional wattle-and-daub
145 (locally called “*tabique*”), wood, or a mixture of these materials. Additional buildings and
146 structures near the house include animal sheds, storehouses, a kitchen and latrine, constructed
147 of similar materials. The local economy is based on subsistence farming, mainly maize and
148 peanuts, and small-scale breeding of poultry, pigs, goats, ducks and fish, the household
149 surplus of which is sold in the local commercial town of Camiri (about 12 km distance).

150 Camiri town also provides some employment to the community primarily in the building
151 industry and domestic services.
152 During the current study, the prevalence of *T. cruzi* infection in children (2-15 year old) in
153 Itanambikua was 20% [18]. Similar childhood infection seroprevalences are reported for
154 nearby Guarani communities, showing an increase in prevalence with age with the vast
155 majority of residents >30 years old infected [17]. Vectorial transmission is considered the
156 main route of infection in these communities, the predominant vector being *Tri. infestans*
157 which colonises houses and outbuildings [19, 20].

158

159 **Study design**

160 **IRS practises**

161 In this community, IRS was performed by three resident trained health workers using alpha-
162 cypermethrin [SC] 20% (Alphamost[®], Hockley International Ltd., Manchester, United
163 Kingdom). The insecticide was prepared at a delivery target concentration of 50mg active
164 ingredient (a.i.)/m² following the requirements of the Chagas Disease Control Program, Santa
165 Cruz Administrative Department (*Servicio Departamental de Salud* - SEDES). The
166 Insecticide was applied using a knapsack sprayer Guarany[®] tank (Guarany Indústria e
167 Comércio Ltda, Itu, São Paulo, Brazil), with 8L capacity, and equipped with a flat fan nozzle.
168 The same health workers that mixed the spray tanks also sprayed the houses. These paid
169 recruits had received training from the local municipality health authorities in insecticide
170 preparation, and insecticide delivery to spray both the inside and outside walls of the house.
171 They were also advised to request householders to empty their houses of all belongings
172 including furniture (except for bed frames) the night before IRS was scheduled. The aim
173 being to permit full access to the house interior for spraying. Compliance with this request
174 was measured as outlined below.

175

176 **Insecticide concentrations delivered to houses**

177 To quantify the insecticide concentrations delivered to houses, researchers fitted filter papers
178 (Whatman n°1; 55 mm diameter) to the wall surfaces of 57 houses just prior to IRS. Nine
179 filter papers were fitted to each house divided between three wall heights (0.2, 1.2, and 2m
180 above ground level), on each of three walls selected in an anti-clockwise direction starting
181 from the main door. This provided three replicates at each wall height as recommended to
182 monitor insecticide a.i. delivery [40]. Immediately after insecticide application, filter papers
183 were collected by researchers and left to dry protected from direct sunlight. Once dry, filter
184 papers were wrapped in Sellotape to protect and maintain the insecticide on the covered
185 surface, and then wrapped in aluminium foil for storage at 7°C until testing. Of the total 513
186 filter papers collected, 480 from 57 houses were available for testing i.e. 8-9 filter papers per
187 house. The tested samples included 437 filter papers from 52 adobe houses, and 43 filter
188 papers from 5 *tabique* houses. This sample was in proportion to the relative abundance of
189 house construction types in the community (76.2% [138/181] adobe, and 11.6% [21/181]
190 *tabique*) as recorded by house-to-house survey as part of this study. The IQK™ assay for
191 filter papers, and its validation against HPLC is described (Additional file 1). The target
192 insecticide concentration range was $50\text{mg a.i./m}^2 \pm 20\% = 40\text{-}60\text{mg a.i./m}^2$.

193

194 **Insecticide concentrations in the Guarany® spray tank**

195 Concentrations of insecticide a.i. in 29 spray tanks independently prepared by the health
196 workers were quantified. Immediately after rigorous mixing of the formulation, 2ml of the
197 solution was collected from the surface content. The 2ml sample was then vortexed for 5
198 minutes in the laboratory, and two 5.2µl sub-samples collected and tested as described below.
199 The sedimentation rates of the insecticide a.i. in four prepared spray tanks were examined by

200 random selection. Three sub-samples of 5.2µl were collected from the surface layer of each
201 vortexed 2ml sample at intervals of one minute for 15 consecutive minutes post mixing. The
202 IQK™ assay for spray tank solutions is described ([Additional file 1](#)). The target concentration
203 tolerance range was 1.1-1.4mg a.i./ml (1.2mg a.i./ml ± 10%) based on the correct a.i. delivery
204 onto filter papers as described above.

205

206 **Assessment of spraying practises**

207 To understand the relationship between insecticide spraying activities and insecticide
208 delivery, one researcher (RG) accompanied two community IRS health workers during
209 routine IRS, to 87 houses (30 houses in March 2016; 25 houses in November 2016; and 32
210 houses in January-February 2017). Details of the potential surface area inside and outside of
211 houses to spray were measured, and the total time (minutes) that the health worker spent
212 spraying was cryptically recorded. These raw data were used to calculate the spray rate
213 defined as unit surface area sprayed per minute (m²/min). The recommended spray rate is
214 19m²/min [41]; the acceptable ± 10% spray rate tolerance range was 17.1-20.9m²/min.

215

216 Filter papers were fitted as described to the walls of 57 of these houses (25 sprayed in
217 November 2016; and 32 in January-February 2017). To test whether the presence of filter
218 papers influenced the health workers' spraying activity, spray rates in 30 houses not fitted
219 with filter papers (treated in March 2016), were compared to those in these 57 houses.

220

221 **Household's compliance**

222 Household's compliance to the request to empty their houses prior to IRS was recorded for
223 55 houses on a semi-quantitative scale of 0-2 (0 the majority of contents were left in the

224 house; 1 most contents were removed; 2 houses were completely emptied). The influence of
225 owner compliance on spray rates and delivery concentrations were examined.

226

227 **Statistical analyses**

228 The insecticide concentrations on filter papers were examined by fitting to negative binomial
229 Generalised Linear Models (GLMs) to test for variations between sprayed wall heights (3-
230 levels); wall position (3-levels); spray rate (m^2/min), date of IRS application, and the health
231 worker's identity (2-levels). All models including replicate samples from the same house
232 included a cluster term (house ID) and other covariates as appropriate. Sedimentation of the
233 insecticide a.i. concentrations in the spray tank solution over time were examined by
234 including the starting value (time zero) as the model offset, and by inclusion of tank ID \times
235 time (days) interaction term. Analyses were performed using STATA v15.0 [42].

236

237 **Results**

238 **Validation of IQK™ test**

239 The accuracy of IQK™ chemistry to quantify alpha-cypermethrin concentrations was
240 validated by comparing the values of 27 filter paper samples tested by IQK™ and HPLC,
241 which showed a strong correlation ($r=0.93$; $p<0.001$) (Fig 2).

242

243 **Insecticide concentrations delivered to houses**

244 A total 480 filter papers collected from 57 houses were tested by IQK™. Of these, only
245 10.4% (50/480) were within the target tolerance concentration of 40-60 mg a.i./m^2 (Fig 3).
246 The majority of the samples, 84.0% (403/480), were $<40\text{mg a.i./m}^2$, and 5.6% (27/480) were
247 $>60\text{mg a.i./m}^2$. Median concentrations calculated for the 8-9 tested filter papers collected per
248 house indicated that only 8.8% (5/57) of houses received the expected insecticide

249 concentration; 89.5% (51/57) were lower, and 1.7% (1/57) were higher, than the target
250 tolerance range (Fig 4).

251

252 The median concentrations delivered to filter papers at 0.2, 1.2 and 2.0m wall heights were
253 17.7mg a.i./m² (IQR: 10.70-34.26), 17.3mg a.i./m² (IQR: 11.43-26.91) and 17.6mg a.i./m²
254 (IQR: 10.85-31.37), respectively (Supplementary Figure S1). Controlling for wall ID and
255 household spray rate, and clustering on house, the concentrations delivered at 1.2m height
256 were marginally lower than those delivered at 2m ($z=-2.46$; $p=0.014$). Significant differences
257 between other wall heights were not observed ($z<1.85$; $p>0.10$).

258

259 Accounting for this variation, significant differences in concentrations between wall positions
260 were not detected ($z<0.81$; $p>0.41$). Neither were there significant differences associated with
261 the date that IRS was conducted ($z=1.80$ $p=0.07$). The median concentrations delivered to the
262 5 *tabique* houses (18.8 mg/m²; IQR 11.76, 28.31), were not significantly different to those
263 delivered to 52 adobe houses (23.17 mg/m²; IQR 13.86, 23.88) ($z=0.13$; $p=0.89$).

264

265 **Insecticide concentrations in spray tank preparations**

266 The insecticide concentrations in the 29 independently prepared Guarany® spray tanks,
267 sampled just prior to IRS application, varied by a magnitude of 12.1, from 0.16mg a.i./ml to
268 1.9mg a.i./ml per tank. Only 3.4% (1/29) spray tanks contained a.i. concentrations within the
269 target tolerance range of 1.1-1.4mg a.i./ml; and 3.5% (1/29) tank were >1.4mg a.i./ml (Fig.5).

270

271 The median a.i. concentrations on filter papers per house in 21 houses, and those in the spray
272 tanks used to spray the house, were not correlated (Spearman's $r^2=-0.02$; $p=0.91$); the

273 relationship was not improved accounting for potential confounding variables ($z=-0.25$,
274 $p=0.8$) (Fig 6).

275

276 **Sedimentation of the insecticide a.i. in the spray tank preparations**

277 The insecticide concentrations in the surface solution of four spray tanks sampled
278 immediately after vortexing (time 0 minutes) varied by a magnitude of 3.3 times (0.68-2.22
279 mg a.i./ml) (Kruskal-Wallis $\chi^2_3=9.97$; $p=0.018$) (Fig 7A). These values were within the target
280 range for one tank, above target for one, and below target for the other two tanks. Thereafter,
281 the insecticide a.i. concentrations in all four tanks significantly declined over the subsequent
282 14 minutes follow-up sampling ($b=-0.04$; $z=-5.84$; $p<0.01$); accounting for the individual
283 tank starting values, the tank ID x time (minutes) interaction term was not significant ($z<$ -
284 0.03 ; $p>0.54$). Across the four tanks, the mean loss in insecticide a.i. was 29% (from 0.97 to
285 0.69mg a.i./ml) within 5 minutes, to 48.5% loss after 15 minutes (from 0.97 to 0.50mg
286 a.i./ml) (Fig 7B).

287

288 **Variations in spray rates**

289 The wall surface area for potential IRS treatment was a median 128m² (IQR: 99.0-210.0,
290 range: 49.1-480.0) per house ($n=87$), and health workers spent a median 12 minutes (IQR:
291 8.2-17.5, range: 1.5-36.6) spraying each house. The time spent treating surfaces was
292 positively associated with filter paper concentrations in the 56 houses that both variables
293 were recorded ($z=3.23$; $p=0.001$), but the correlation was weak (Spearman's $r^2=0.46$) (Fig
294 8A). The median spray rate was 11 m²/min (IQR: 7.9-18.0, range: 3.0-72.7) ($n=87$ houses),
295 was inversely related to insecticide concentrations delivered to filter papers ($z=-4.99$;
296 $p<0.001$), however again the correlation was weak (Spearman's $r^2=-0.5$) (Fig 8B).

297

298 The median spray rate in the 30 houses without fitted filter papers (15.8 m²/min, IQR 11.14,
299 22.5) was higher than in the 57 houses with fitted filter papers (9.35 m²/min, IQR 6.58,
300 14.79), but not statistically different when accounting for variations between health workers
301 and household compliance ($z=0.96$; $p=0.33$). Different proportions of houses within these
302 two groups were recorded with lower than expected spray rates <17.1 m²/min (53.3% [16/30]
303 and 80.7% [46/57] of houses, respectively) ($\chi^2_1=7.18$; $p<0.007$). Overall, only 6.9% (6/87)
304 of houses were treated within the expected spray rate range; 71.3% (62/87) were lower
305 (<17.1m²/min), and 21.8% (19/87) were higher (>20.9m²/min).

306

307 Only one of the health workers sprayed houses with filter papers fitted. Comparison of the
308 variation in spray rates by this operator in houses with (n=57) and without (n=14) filter
309 papers fitted, were not statistically different (Kruskal-Wallis $\chi^2_1=0.65$; $p=0.41$). In the
310 absence of filter papers in 30 houses, the spray rates differed between the two observed
311 health workers by 1.38 times (13.2m²/ min [IQR: 7.1-18.16] *versus* 19.3m²/ min [IQR: 15.1-
312 35.6]) ($z=3.09$, $p=0.002$).

313

314 **Variations associated with householder compliance**

315 Householder compliance to the request to empty their house in preparation for IRS varied:
316 31% (17/55) did not empty the house; 42% (23/55) semi-emptied the house (limiting wall
317 access), and 27% (15/55) completely emptied the house.

318 Accounting for the variation between health workers, and the presence or absence of filter
319 papers, spray rates in fully emptied houses were lower than in both non-emptied houses
320 ($z=6.76$; $p>0.001$), and in semi-emptied houses ($z=3.53$; $p>0.001$). The absolute time spent
321 spraying houses in these three groups were not dissimilar ($z<-0.05$; $p>0.16$), whereas the
322 houses sizes were different: the median surface area to spray in houses fully emptied (104m²

323 [IQR: 60.0-169.0m²], range: 49-320m²) was statistically smaller than in houses of the other
324 two categories (non-emptied: 224m² [IQR: 168.0-280.0m²], range: 100-420m²; semi-emptied:
325 132m² [IQR: 108.0-384.0m²], range: 60-480m²) ($z > 2.59$; $p < 0.01$). The higher spray rates in
326 non-emptied houses (18.7m²/min, IQR: 13.3-37.9) were closer to the WHO recommended
327 spray rates than the spray rates of the other houses (10.2m²/min, IQR: 6.58-15.39).

328

329 **Discussion**

330 Successes in reducing Chagas disease burdens in the Americas is attributed, in part, to IRS
331 vector control campaigns [10, 43, 44, 45]. In contrast, IRS activities against *Tri. infestans*
332 vectors in the Gran Chaco region have not been noticeably successful evidenced by the high
333 incidence of vector-borne transmission [16, 17, 18, 28, 29]. This study evaluated IRS
334 practises and procedures in Itanambikua, identified as one such focus of chronic vector-borne
335 transmission [18]. Although the study focuses on a single community, it appeared to be
336 similar to other rural communities in the Bolivian Chaco, with similarities in childhood
337 infection rates [16, 17, 18], conditions of the indigenous (Guarani) houses, persistent of
338 domestic infestations and concerns about the vector control activities [17, 19].

339

340 This study revealed that the alpha-cypermethrin delivered during routine IRS varied
341 substantially between and within sprayed houses, and that most filter papers and houses
342 (84%-89.5%) received less than the target concentration. The observed variation in a.i.
343 concentrations and suboptimal delivery is not unique. In India, only 7.3% (41/560) of sprayed
344 houses received DDT at target concentrations, with similarly large variations within and
345 between houses [35]. In Nepal, the average filter paper received 1.74mg a.i./m² (range: 0.0-
346 17.5 mg/m²) which was only 7% of the target concentration (25mg a.i./m²) [36]. HPLC
347 analysis of filter papers revealed extensive variations in deltamethrin a.i. of 12.8- 51.2mg

348 a.i./m² delivered to walls, and 4.6-61.0mg a.i./m² delivered to roofs of Paraguayan Chaco
349 houses [31], and in Tupiza, Bolivia, the Chagas control program reported deltamethrin
350 concentrations of 0.0-59.6 mg/m² delivered to 5 houses monitored by HPLC [34].

351

352 Campaigns to control other vectors have been able to achieve high quality control. For
353 example, in Bioko Island, Republic of Equatorial Guinea, HPLC analysis of IRS conducted
354 using Primiphos-methyl collected onto glue dots reported that 82% (49/60) of houses
355 received the recommended concentrations of 5g/m² [46]. And in Vanatu Island, South West
356 Pacific, 83% (27/30) of houses sprayed with lambda-cyhalothrin received the expected
357 concentrations based on IQKTM [37].

358

359 A potential contributing factor to the incorrect delivery of insecticide to houses is the initial
360 concentrations in the prepared spray tanks prior to spraying. In the current study, observation
361 of the health workers by the researchers confirmed that they followed the insecticide
362 preparation formulae, and training to vigorously mix the solutions once diluted in the spray
363 tank. Nonetheless, analysis of the tanks' contents demonstrated a.i. concentration that varied
364 twelve-fold; furthermore, only 3.4% (1/29) of tank solutions tested were under the acceptable
365 lower concentration limit of 1.1 mg a.i./ml which was required to achieve the target delivery
366 concentration.

367

368 Inappropriate preparation of insecticide formulations has been reported in other vector
369 control programs. For example, in the Indian leishmaniasis control program, of 51 monitored
370 spray teams, only 29% prepared and mixed DDT solutions correctly, and none filled the
371 spray tanks according to guidelines [47]. Assessment in Bangladesh villages showed similar

372 trends: only 42-43% of district IRS teams prepared the insecticide and filled the spray tanks
373 according to protocol; in one district this value was only 7.7% [48].

374

375 To investigate further the variation in insecticide concentrations in the spray tanks, we
376 observed high rates of a.i. sedimentation in laboratory simulations. However, we found no
377 correlation between the concentrations in spray tank preparations and that delivered onto
378 filter papers in matched houses. Sedimentation of insecticide a.i. is described as an important
379 factor that affects IRS quality e.g. for DDT formulated as water-dispersible powders [35, 49].
380 Suspension concentrates [SC], is widely used for IRS against *Tri. infestans*, and one
381 insecticide formulation applied by SEDES. As for all insecticide formulations, they are prone
382 to sedimentation during the dilution process, even after rigorous mixing, the physical stability
383 depending on many factors particularly the a.i. compound particle size, and other compounds
384 used in their formulation. Methods to control the physical stability of SC formulations is
385 under investigation [50]. Notwithstanding, SC formulations are successfully deployed to
386 reduce domestic infestations of *Tri. infestans* in other regions of Latin America [51].

387

388 The volume of insecticide released from the spray tank is dependent of the spray nozzle
389 specifications, the pressure inside the tank, and time spent spraying the target surface [41].
390 The recommended time that health workers should spend spraying houses using a flat spray
391 nozzle (discharging 757ml/minute at standard tank pressure of 280kPa), is approximately
392 19m²/minute [41]. The recorded spray rate in the current study ranged from 3.0 to 72.7
393 m²/min, and only 6.9% (6/87) of houses were treated within the acceptable spray rate range
394 of 17.1 to 20.9 m²/min (i.e. 19m²/min \pm 10%). The delivered concentrations on filter papers
395 were poorly correlated with the recorded spray rates, indicating that additional factors are
396 involved in generating the variation in delivered concentrations.

397

398 Health workers showed differences in median spray rates, and in delivery to different wall
399 heights, suggesting that the spraying motion down a wall was not consistent. The locally
400 recruited health workers (residents of the Guarani communities) in this study received a
401 single day training course by the municipality public health authority, including basic
402 instructions in insecticide preparation and delivery using a Guarany® sprayer, and were
403 provided with the insecticide. The authors did not identify any training manual, local or
404 national IRS guidelines, or community records of annual IRS coverage.

405

406 The health workers were also recommended to request householders to empty their houses of
407 all belongings including heavy furniture, in order to facilitate access for IRS delivery.

408 Compliance to this request is documented to affect the quality and insecticide coverage of
409 houses [52]. In this study, compliance was variable with only 27% of houses being fully

410 emptied, and 31% were not emptied. Lower spray rates were observed in houses that were

411 fully emptied or partially emptied compared to those that were not emptied. Since health

412 workers spent similar amounts of time spraying houses across these levels of compliance, the

413 difference in spray rates is partially related to the wall surface area available to spray. Houses

414 that were fully emptied were statistically smaller than those in the other two compliance

415 categories, hence greater compliance was seen in smaller houses, presumably because they

416 are easier to empty. It is possible that the larger non-emptied houses were quicker to finish

417 spraying due to the restricted access, hence the apparent higher spray rates in these houses,

418 which more closely approximating the WHO recommended spray rates, but at the expense of

419 smaller areas of insecticide coverage. Such distinctions between house sizes and levels of

420 compliance may prove immaterial since we did not detect statistical differences in the

421 delivered insecticide concentrations between these compliance categories, though we

422 acknowledge that we did not adjust the calculated total surface area to spray according to
423 specific measurements of obstacles (e.g furniture) not removed from the house. Further
424 investigation would be informative.

425

426 In this study, we used the recently developed IQKTM chemistry to estimate alpha-
427 cypermethrin a.i. concentrations. Previous studies have used IQKTM to quantify pyrethroids,
428 bendiocarb and DDT, to quantify delivered and residual concentrations on a variety of
429 sampling mediums including adhesive tape, felt pads, glue dots, long-lasting insecticidal nets
430 (LLINs), and in scrapings from treated wall surfaces [37, 49, 53, 54, 55]. Unlike the previous
431 methods, here we adapted the IQKTM assay conditions to quantify alpha-cypermethrin a.i.
432 captured onto filter papers and in tank solution samples. We demonstrate that the values
433 generated by IQKTM were strongly correlated ($r^2=0.93$) with those estimated using HPLC
434 analysis, the gold standard method, thus further validating the assay accuracy. A similarly
435 high correlation was reported between estimates using IQKTM kit bench-marked against
436 HPLC during evaluation of residual deltamethrin concentrations in LLINs [55].

437 Consequently, it is not likely that the observed variation in the insecticide concentrations in
438 this study were due to inaccuracy of the quantification methods. HPLC analysis is relatively
439 expensive and requires specialist equipment and a high level of staff training, thus is not
440 usually suited to endemic settings. By contrast, IQKTM is low-tech, providing readings within
441 30 minutes, and cost-effective (< \$10 per assay), making it a useful tool to locally support
442 quality control, training, and decision making regarding equipment performance e.g. [38, 53]

443

444 WHO guidelines to measure insecticide delivery are to locate at least 4 filter papers on
445 different walls and at different wall heights prior to spraying [40]. The use of filter papers for
446 insecticide capture is a logistically easy method, but being visible to spray teams, potentially

447 could influence their performance. In this study, no significant difference was detected in
448 spray rates in houses without filter papers (15.8 m²/min) compared to those with filter papers
449 fitted (9.35 m²/min), suggesting that the presence of filter papers did not influenced health
450 worker behaviour. Furthermore, filter papers or other a.i. capturing materials such as small
451 felt pads [37] could be designed to be less conspicuous.

452

453 **Implications of Chagas disease control**

454 The consequences of poor vector control are far reaching. Bolivian Chaco communities
455 register childhood infection prevalences of 20%-25%, with annual force of infection rates of
456 0.021 and 0.046 [16, 17, 18]. Following Bolivian MoH guidelines, treatment of chronic
457 infected children (children under 15 years-old, positive for *T. cruzi* antibodies) is advised
458 only once communities are under successful vector control, defined as $\leq 3\%$ of the houses in
459 the community being infested, and proven absence of triatomine nymphal stages in the
460 patient's house [27]. Thus, confirmation of a successful vector control programme also relies
461 on accurate triatomine surveillance methods which currently is based on timed manual
462 capture [56], but which is criticised for its low sensitivity [57], particularly to detect
463 infestations in wall crevices [58]. Residual house infestation post-IRS is commonly observed
464 in the Gran Chaco region [59, 60, 61]. The longer term consequences of successive
465 suboptimal exposure to insecticides can lead to genotype selection in the vector population
466 promoting insecticide resistance or tolerance [62], as already reported in the Chaco region
467 [20, 63].

468

469 **Conclusions**

470 IRS is the only vector control activity against *Tri. infestans* in the Chaco region. The
471 collective result of this study demonstrate the generally known abiotic and biotic

472 complexities to achieve effective and sustainable vector control. The suboptimal
473 concentrations observed here were partially attributed to the insecticide physical
474 characteristics, but also indicate the need for revision of IRS practises including training of
475 health workers and community education to encourage compliance. The quality of IRS
476 delivery and coverage will have important bearings on the residuality of insecticidal
477 effectiveness in houses, and thus on the interval between required IRS campaigns. Strategies
478 to improve the rigour of IRS practises in the region are possible [64], and IQKTM is an
479 available tool to facilitate the much needed changes.

480

481 **Figure legends**

482 Figure 1. Location of the study site, Itanambikua community, located in Camiri Municipality,
483 Santa Cruz department, Bolivia.

484

485 Figure 2. The association of the alpha-cypermethrin a.i. concentrations on 27 filter paper
486 samples measured by HPLC and by IQKTM kit.

487

488 Figure 3. Frequency distribution of alpha-cypermethrin a.i. concentrations on filter paper
489 fitted to 57 IRS-treated houses. The vertical lines represent the alpha-cypermethrin target a.i.
490 concentration range ($50\text{mg} \pm 20\% \text{ a.i./m}^2$).

491

492 Figure 4. Median concentrations of alpha-cypermethrin a.i. delivered onto 8-9 filter papers
493 per house in 57 IRS-treated houses. The horizontal lines represent the alpha-cypermethrin a.i.
494 target concentration range ($50\text{mg} \pm 20\% \text{ a.i./m}^2$). Error bars represents the lower and upper
495 median adjacent values.

496

497 Figure 5. Median concentrations of alpha-cypermethrin a.i. in 29 spray tank preparations.

498 Horizontal lines indicate the recommended a.i. concentrations (1.1-1.4mg/ml) to achieve the

499 target a.i. concentration in houses of 40-60mg/m².

500

501 Figure 6. The association between the concentration of alpha-cypermethrin a.i. delivered on

502 8-9 filter papers per IRS-treated house, and in the prepared spray tank solutions used to treat

503 each of the 21 houses.

504

505 Figure 7. Sedimentation rates of alpha-cypermethrin a.i. in (A) four spray tanks measured

506 each minute for 15 minutes from the time of mixing the tank contents and sampling. Values

507 represent the median of three replicate sub-samples; (B) the median values of the four spray

508 tanks in (A). Horizontal lines indicate the recommended a.i. concentrations (1.1-1.4mg/ml) to

509 achieve the target a.i. concentration in houses of 40-60mg/m². Error bars represents the lower

510 and upper median adjacent values.

511

512 Figure 8. The association between median alpha-cypermethrin a.i. concentrations on 8-9 filter

513 papers fitted to each of 56 IRS-treated houses, and (A) time spent spraying the house

514 (minutes); (B) spray rate (m²/min).

515

516 **Supplementary S1 Figures**

517 Figure S1. Median alpha-cypermethrin a.i. concentrations on filter papers fitted to houses at

518 different wall heights. The horizontal lines represent the alpha-cypermethrin a.i. target

519 concentration range (50mg ± 20% a.i./m²). Error bars represents the lower and upper median

520 adjacent values.

521

522 **Declarations**

523 **Ethics approval and consent to participate**

524 This study did not require human or animal ethical approval.

525 The IRS campaigns were carried out by the local health workers as routine and as directed by
526 the Chagas Disease Control Program, Santa Cruz Administrative Department (*Servicio*
527 *Departamental de Salud* - SEDES). Permission to accompany the IRS health workers to
528 record their practises was authorized by SEDES, and by the health authorities at provincial
529 (*Red de Salud Cordillera*, Santa Cruz) and municipal (Secretary of Human development,
530 Camiri) levels, by the Guarani Indigenous District office (*Kaami Capitania*), and by the local
531 community leader and steering committee (Itanambikua community). The purpose of the
532 observing researcher's presence was fully explained to householders who gave their verbal
533 consent.

534

535 **Consent for publication**

536 Not applicable

537

538 **Availability of data and materials**

539 The data supporting the conclusions of this article are included within the article. Data are
540 available from the corresponding authors on reasonable request to be used solely within the
541 context of this study, following the ethical agreements, and with permission from the relevant
542 authorities and co-authors.

543

544 **Competing interests**

545 The authors have declared that no competing interests exist.

546

547 **Funding**

548 The study was supported by a PhD scholarship to RG from Conselho Nacional de
549 Desenvolvimento Científico e Tecnológico, Brasil (CNPq) [204350/2014-0]. OC
550 acknowledges the continued supported of the Wellcome Trust <https://wellcome.ac.uk>. The
551 funding body played no role in the design of the study, the collection, analysis, interpretation
552 of the data, or in writing the manuscript or decision to submit the paper for publication.

553

554 **Authors' contributions**

555 OC, CB and RG designed the study. RG collected field samples and compiled the data. RG,
556 RAEL HMI performed the laboratory assays. RG, OC and MJIP conducted data analysis. RG
557 and OC drafted the manuscript and performed the statistical analyses. All authors contributed
558 to the draft review and approved the final manuscript.

559

560 **Acknowledgements**

561 We thank the Itanambikua community leader E. Arteaga, steering committee and community
562 health workers P. Rúa, L. Rúa, O. Robles, and field assistants P. Jardilo and E. Rúa, for their
563 technical support. We also acknowledge H. Bettinsoli (manager of Red de Salud Cordillera,
564 Santa Cruz), the Guarani Kaami Capitanía, R. Vargas (manager of Chagas disease Control
565 Program Santa Cruz Administrative Department- SEDES), and M. Calderón and her team
566 (Camiri municipality health office), for their guidance. We thank F. Tinajeros (John Hopkins
567 University) for assistance with logistics, and a special thanks to E. Liendo (Ministerio de
568 Salud, Bolivia, and community medical doctor) for field support, and to the residents for their
569 willingness to participate in the study.

570

571 **References**

- 572 1. Bern C. Chagas' Disease. 2015. *New England Journal of Medicine* 373 (5): 456-466.
573 doi: 10.1056/NEJMra1410150.
- 574 2. Kyu HH, Abate D, Abate KH, Abay SM, Abbafati C, Abbasi N, et al. Global,
575 regional, and national disability-adjusted life-years (DALYs) for 359 diseases and
576 injuries and healthy life expectancy (HALE) for 195 countries and territories, 1990-
577 2017: a systematic analysis for the Global Burden of Disease Study 2017. 2018.
578 doi:10.1016/S0140-6736(18)32335-3
- 579 3. Roberts NLS, Mountjoy-Venning WC, Anjomshoa M, Banoub JAM, Yasin YJ. GBD
580 2017 Disease and Injury Incidence and Prevalence Collaborators. Global, regional,
581 and national incidence, prevalence, and years lived with disability for 354 diseases
582 and injuries for 195 countries and territories, 1990-2017: a systematic analysis for the
583 Global Burden of Disease Study (vol 392, pg 1789, 2018). *Lancet*. 2018;393
584 doi:10.1016/S0140-6736(18)32279-7.
- 585 4. Yasin YJ, Banoub JAM, Hussein A. GBD 2017 Causes of Death Collaborators.
586 Global, regional, and national age- sex- specific mortality for 282 causes of death in
587 195 countries and territories, 1980-2017: a systematic analysis for the Global Burden
588 of Disease Study 2017 (vol 392, pg 1736, 2018). *Lancet*. 2018. doi:10.1016/S0140-
589 6736(18)32203-7.
- 590 5. World Health Organization. Chagas disease in Latin America: an epidemiological
591 update based on 2010 estimates. <http://www.who.int/wer> (2015). 90. Access:
592 28/09/2020.
- 593 6. Pinazo MJ, Munoz J, Posada E, Lopez-Chejade P, Gallego M, Ayala E, et al.
594 Tolerance of Benznidazole in Treatment of Chagas' Disease in Adults. *Antimicrobial*
595 *Agents and Chemotherapy*. 2010;54 11:4896-9; doi: 10.1128/aac.00537-10.
596 WOS:000284155000051.

- 597 7. Lee BY, Bacon KM, Bottazzi ME, Hotez PJ. Global economic burden of Chagas
598 disease: a computational simulation model. *Lancet Infectious Diseases* 2013; 13 (4):
599 342-348. doi: 10.1016/s1473-3099(13)70002-1.
- 600 8. Munoz J, Coll O, Juncosa T, Verges M, del Pino M, Fumado V, et al. Prevalence and
601 Vertical Transmission of *Trypanosoma cruzi* Infection among Pregnant Latin
602 American Women Attending 2 Maternity Clinics in Barcelona, Spain. *Clinical*
603 *Infectious Diseases*. 2009;48 12:1736-40; doi: 10.1086/599223.
604 WOS:000266439100017.
- 605 9. Liu Q, Zhou XN. Preventing the transmission of American trypanosomiasis and its
606 spread into non-endemic countries. *Infectious Diseases of Poverty*. 2015;4:11; doi:
607 10.1186/s40249-015-0092-7. WOS:000370025600001.
- 608 10. Schofield CJ, Jannin J, Salvatella R. The future of Chagas disease control. *Trends*
609 *Parasitol*. 2006;22 12:583-8; doi: 10.1016/j.pt.2006.09.011.
- 610 11. Gurevitz JM, Ceballos LA, Sol Gaspe M, Alvarado-Otegui JA, Enriquez GF, Kitron
611 U, et al. Factors Affecting Infestation by *Triatoma infestans* in a Rural Area of the
612 Humid Chaco in Argentina: A Multi-Model Inference Approach. *Plos Neglected*
613 *Tropical Diseases*. 2011;5 10; doi: 10.1371/journal.pntd.0001349.
614 WOS:000296579700022.
- 615 12. Gürtler RE, Yadon ZE. Eco-bio-social research on community-based approaches for
616 Chagas disease vector control in Latin America. *Trans R Soc Trop Med Hyg* 2015;
617 109 (2): 91-98. doi: 10.1093/trstmh/tru203.2015.
- 618 13. Dias JCP. Southern Cone Initiative for the elimination of domestic populations of
619 *Triatoma infestans* and the interruption of transfusional Chagas disease. Historical
620 aspects, present situation, and perspectives. *Memorias Do Instituto Oswaldo Cruz*
621 2007; 102 11-18. doi: 10.1590/s0074-02762007005000092.

- 622 14. Dias JCP, Schofield CJ. The evolution of Chagas disease (American trypanosomiasis)
623 control after 90 years since Carlos Chagas discovery. *Memorias Do Instituto Oswaldo*
624 *Cruz* 1999; 94 103-121. doi: 10.1590/s0074-02761999000700011..
- 625 15. Argentina. Ministerio de Hacienda. Secretaria de Hacienda. Dirección Nacional de
626 Asuntos Provinciales: Chaco. Informe sintético de caracterización socio-productiva
627 20p. <http://www2.mecon.gov.ar/hacienda/dinrep/Informes/archivos/chaco.pdf> (2018).
628 Accessed 03/09/2020.
- 629 16. Chippaux J-P, Postigo JR, Santalla JA, Schneider D, Brutus L. Epidemiological
630 evaluation of Chagas disease in a rural area of southern Bolivia. *Transactions of the*
631 *Royal Society of Tropical Medicine and Hygiene* 2008; 102 (6): 578-584. doi:
632 10.1016/j.trstmh.2008.03.008.
- 633 17. Samuels AM, Clark EH, Galdos-Cardenas G, Wiegand RE, Ferrufino L, Menacho S,
634 et al. Epidemiology of and Impact of Insecticide Spraying on Chagas Disease in
635 Communities in the Bolivian Chaco. *Plos Neglected Tropical Diseases* 2013; 7 (8):
636 e2358. doi: 10.1371/journal.pntd.0002358.
- 637 18. Hopkins T, Goncalves R, Mamani J, Courtenay O, Bern C. Chagas disease in the
638 Bolivian Chaco: Persistent transmission indicated by childhood seroscreening study.
639 *International Journal of Infectious Diseases* 2019; 86 175-177. doi:
640 10.1016/j.ijid.2019.07.020.
- 641 19. Lardeux F, Depickere S, Aliaga C, Chavez T, Zambrana L. Experimental control of
642 *Triatoma infestans* in poor rural villages of Bolivia through community participation.
643 *Transactions of the Royal Society of Tropical Medicine and Hygiene* 2015; 109 (2):
644 150-158. doi: 10.1093/trstmh/tru205.
- 645 20. Santo-Orihuela PL, Vassena CV, Carvajal G, Clark E, Menacho S, Bozo R, et al.
646 Toxicological, Enzymatic, and Molecular Assessment of the Insecticide Susceptibility

- 647 Profile of *Triatoma infestans* (Hemiptera: Reduviidae, Triatominae) Populations From
648 Rural Communities of Santa Cruz, Bolivia. *Journal of Medical Entomology*. 2017;54
649 1:187-95; doi: 10.1093/jme/tjw163. WOS:000397207700025.
- 650 21. Perez E, Monje M, Chang B, Buitrago R, Parrado R, Barnabe C, et al. Predominance
651 of hybrid discrete typing units of *Trypanosoma cruzi* in domestic *Triatoma infestans*
652 from the Bolivian Gran Chaco region. *Infection Genetics and Evolution* 2013; 13 116-
653 123. doi: 10.1016/j.meegid.2012.09.014.
- 654 22. Wilson AL, Courtenay O, Kelly-Hope LA, Scott TW, Takken W, Torr SJ, et al. The
655 importance of vector control for the control and elimination of vector-borne diseases.
656 *Plos Neglected Tropical Diseases* 2020; 14 (1): e0007831. doi:
657 10.1371/journal.pntd.0007831.
- 658 23. World Health Organization. Global vector control response 2017-2030. 51 p.
659 <https://www.paho.org/en/documents/global-vector-control-response-2017-2030>
660 (2017).
- 661 24. Dias JCP. Control of Chagas disease in Brazil. *Parasitology Today*. 1987;3 11:336-41;
662 doi: 10.1016/0169-4758(87)90117-7.
- 663 25. Aiga H, Sasagawa E, Hashimoto K, Nakamura J, Zuniga C, Chevez JER, et al.
664 Chagas Disease: Assessing the Existence of a Threshold for Bug Infestation Rate.
665 *American Journal of Tropical Medicine and Hygiene*. 2012;86 6:972-9; doi:
666 10.4269/ajtmh.2012.11-0652. WOS:000304785700012.
- 667 26. PAHO. Pan-American Health Organization. Taller para el Establecimiento de Pautas
668 Tecnicas en el Control de *Triatoma dimidiata*.
669 [https://www.paho.org/uru/index.php?option=com_docman&view=download&alias=5](https://www.paho.org/uru/index.php?option=com_docman&view=download&alias=58-taller-para-el-establecimiento-de-pautas-tecnicas-en-el-control-de-tiatoma-)
670 [8-taller-para-el-establecimiento-de-pautas-tecnicas-en-el-control-de-tiatoma-](https://www.paho.org/uru/index.php?option=com_docman&view=download&alias=58-taller-para-el-establecimiento-de-pautas-tecnicas-en-el-control-de-tiatoma-)

- 671 [dimidiata&category_slug=manuales-y-guias&Itemid=307](#) (2002). Accessed
672 03/09/2020.
- 673 27. Bolivia. Ministerio de Salud y Deportes Unidad de Epidemiología, Programa
674 Nacional de Chagas.: Manual de procesos para la detección, diagnóstico, tratamiento
675 y seguimiento de la enfermedad de Chagas infantil. 99p.
676 [https://www.minsalud.gob.bo/images/Documentacion/dgss/Epidemiologia/NORMAT](https://www.minsalud.gob.bo/images/Documentacion/dgss/Epidemiologia/NORMATIVOS%20PNCH/Manual%20de%20Procesos%2031.pdf)
677 [IVOS%20PNCH/Manual%20de%20Procesos%2031.pdf](#) (2007). Accessed
678 03/09/2020.
- 679 28. Gurtler RE. Sustainability of vector control strategies in the Gran Chaco Region:
680 current challenges and possible approaches. Memorias Do Instituto Oswaldo Cruz.
681 2009;104:52-9. WOS:000269123500008.
- 682 29. Gurtler RE, Kitron U, Cecere MC, Segura EL, Cohen JE. Sustainable vector control
683 and management of Chagas disease in the Gran Chaco, Argentina. Proceedings of the
684 National Academy of Sciences of the United States of America. 2007;104 41:16194-
685 9; doi: 10.1073/pnas.0700863104. WOS:000250128800041.
- 686 30. Rojas de Arias A, Lehane MJ, Schofield CJ, Fournet A. Comparative evaluation of
687 pyrethroid insecticide formulations against *Triatoma infestans* (Klug): residual
688 efficacy on four substrates. Mem Inst Oswaldo Cruz. 2003;98 7:975-80. doi:
689 10.1590/s0074-02762003000700020.
- 690 31. Rojas de Arias A, Lehane MJ, Schofield CJ, Maldonado M. Pyrethroid insecticide
691 evaluation on different house structures in a Chagas disease endemic area of the
692 Paraguayan Chaco. Mem Inst Oswaldo Cruz. 2004;99 6:657-62; doi: /S0074-
693 02762004000600022.
- 694 32. Picollo MI, Vassena C, Orihuela PS, Barrios S, Zaidemberg M, Zerba E. High
695 resistance to pyrethroid insecticides associated with ineffective field treatments in

- 696 Triatoma infestans (Hemiptera : Reduviidae) from northern Argentina. Journal of
697 Medical Entomology. 2005;42 4:637-42; doi: 10.1603/0022-
698 2585(2005)042[0637:hrtpia]2.0.co;2. WOS:000230406400017.
- 699 33. Zerba EN. Susceptibility and resistance to insecticides of Chagas disease vectors.
700 Medicina-Buenos Aires. 1999;59:41-6.
- 701 34. Guillen G, Diaz R, Jemio A, Cassab JA, Pinto CT, Schofield CJ. Chagas disease
702 vector control in Tupiza, southern Bolivia. 1997. <Go to WOS:A1997WE10000001.
- 703 35. Coleman M, Foster GM, Deb R, Singh RP, Ismail HM, Shivam P, et al. DDT-based
704 indoor residual spraying suboptimal for visceral leishmaniasis elimination in India.
705 Proceedings of the National Academy of Sciences of the United States of America
706 2015. 112 (28): 8573-8578. doi: 10.1073/pnas.1507782112.
- 707 36. Chowdhury R, Huda MM, Kumar V, Das P, Joshi AB, Banjara MR, et al. The Indian
708 and Nepalese programmes of indoor residual spraying for the elimination of visceral
709 leishmaniasis: performance and effectiveness. Annals of Tropical Medicine and
710 Parasitology 2011; 105 (1): 31-45. doi: 10.1179/136485911x12899838683124.
- 711 37. Russell TL, Morgan JC, Ismail H, Kaur H, Eggelte T, Oladepo F, et al. Evaluating the
712 feasibility of using insecticide quantification kits (IQK) for estimating
713 cyanopyrethroid levels for indoor residual spraying in Vanuatu. Malaria Journal.
714 2014;13; doi: 10.1186/1475-2875-13-178. WOS:000336630900001.
- 715 38. Kaur H, Eggelte T: In Colorimetric Assay for Pyrethroid Insecticides, Vol.
716 WO/2009/106845, G01N 31/22 (2006.01) edition. Edited by World Intellectual
717 Property Organization; 2009. - In Colorimetric assay. 2009
- 718 39. Pennington RT, Prado DE, Pendry CA. Neotropical seasonally dry forests and
719 Quaternary vegetation changes. Journal of Biogeography. 2000;27 2:261-73.
720 WOS:000089193500003.

- 721 40. World Health Organization: Guidelines for testing mosquito adulticides for indoor
722 residual spraying treatment of mosquito nets. 60p.
723 [https://apps.who.int/iris/bitstream/handle/10665/69296/WHO_CDS_NTD_WHOPE_S](https://apps.who.int/iris/bitstream/handle/10665/69296/WHO_CDS_NTD_WHOPE_S_GCDPP_2006.3_eng.pdf?sequence=1&isAllowed=y)
724 [_GCDPP_2006.3_eng.pdf?sequence=1&isAllowed=y](https://apps.who.int/iris/bitstream/handle/10665/69296/WHO_CDS_NTD_WHOPE_S_GCDPP_2006.3_eng.pdf?sequence=1&isAllowed=y) (2006). Access: 28/0/2020.
- 725 41. World Health Organization Vector Control: Methods for use by individuals and
726 communities. 412 p. Prepared by Rozendal J. A. (1997). Available from:
727 https://www.who.int/whopes/resources/vector_rozendaal/en/ Access: 04/09/2020.
- 728 42. StataCorp: Stata Statistical Software: Release 15. College Station, TX: StataCorp
729 LLC. <https://www.stata.com/> (2017).
- 730 43. Dias JC, Silveira AC, Schofield CJ. The impact of Chagas disease control in Latin
731 America: a review. Mem Inst Oswaldo Cruz. 2002;97 5:603-12. doi: 10.1590/s0074-
732 02762002000500002.
- 733 44. Moncayo A. Chagas disease: Current epidemiological trends after the interruption of
734 vectorial and transfusional transmission in the southern cone countries. Memorias Do
735 Instituto Oswaldo Cruz. 2003;98 5:577-91; doi: 10.1590/s0074-02762003000500001.
736 WOS:000184766900001.
- 737 45. Espinoza N, Borrás R, Abad-Franch F. Chagas disease vector control in a
738 hyperendemic setting: the first 11 years of intervention in Cochabamba, Bolivia.
739 PLoS Negl Trop Dis. 2014;8 4:e2782; doi: 10.1371/journal.pntd.0002782.
- 740 46. Fuseini G, Ismail HM, von Fricken ME, Weppelmann TA, Smith J, Logan RAE, et al.
741 Improving the performance of spray operators through monitoring and evaluation of
742 insecticide concentrations of pirimiphos-methyl during indoor residual spraying for
743 malaria control on Bioko Island. Malaria Journal. 2020;19 1; doi: 10.1186/s12936-
744 020-3118-y. WOS:000513868500005.

- 745 47. Huda MM, Mondal D, Kumar V, Das P, Sharma SN, Das ML, et al. Toolkit for
746 monitoring and evaluation of indoor residual spraying for visceral leishmaniasis
747 control in the Indian subcontinent: application and results. *J Trop Med.*
748 2011;2011:876742; doi: 10.1155/2011/876742.
- 749 48. Chowdhury R, Chowdhury V, Faria S, Islam S, Maheswary NP, Akhter S, et al.
750 Indoor residual spraying for kala-azar vector control in Bangladesh: A continuing
751 challenge. *Plos Neglected Tropical Diseases.* 2018;12 10; doi:
752 10.1371/journal.pntd.0006846. WOS:000449318100048.
- 753 49. Ismail HM, Kumar V, Singh RP, Williams C, Shivam P, Ghosh A, et al. Development
754 of a Simple Dipstick Assay for Operational Monitoring of DDT. *Plos Neglected*
755 *Tropical Diseases.* 2016;10 1; doi: 10.1371/journal.pntd.0004324.
756 WOS:000372565700037.
- 757 50. Tan C-x, Shen D-l, Weng J-q, Chen Q-w, Liu H-j, Yuan Q-l. Research on the
758 rheological properties of pesticide suspension concentrate. 2004. Available from:
759 <http://www.jzus.zju.edu.cn/article.php?doi=10.1631/jzus.2004.1604>. Access:
760 04/09/2020.
- 761 51. Gorla D, Hashimoto K. Control strategies against Triatominae. In: Telleria J,
762 Tibayrenc M, editors. *American Trypanosomiasis Chagas Disease* 884p, 2nd Edition
763 edn: Elsevier Inc; 2017. p. 223-42.
- 764 52. Paz-Soldan VA, Bauer KM, Hunter GC, Castillo-Neyra R, Arriola VD, Rivera-Lanas
765 D, et al. y To spray or not to spray? Understanding participation in an indoor residual
766 spray campaign in Arequipa, Peru. *Global Public Health.* 2016;13 1:65-82; doi:
767 10.1080/17441692.2016.1178317. WOS:000419603300005.
- 768 53. Kumar V, Mandal R, Das S, Kesari S, Dinesh DS, Pandey K, et al. Kala-azar
769 elimination in a highly-endemic district of Bihar, India: A success story. *Plos*

- 770 Neglected Tropical Diseases 2020; 14 (5): e0008254
771 doi:10.1371/journal.pntd.0008254.
- 772 54. Thawer NG, Ngondi JM, Mugalura FE, Emmanuel I, Mwalimu CD, Morou E, et al.
773 Use of insecticide quantification kits to investigate the quality of spraying and decay
774 rate of bendiocarb on different wall surfaces in Kagera region, Tanzania. *Parasites &*
775 *Vectors*. 2015;8; doi: 10.1186/s13071-015-0859-5. WOS:000354237100001.
- 776 55. Kaur H, Allan EL, Eggelte TA, Monti F. A Colorimetric Test for the Evaluation of
777 the Insecticide Content of LLINs Used on Bioko Island, Equatorial Guine. 2020.
778 Available from: [https://assets.researchsquare.com/files/rs-64354/v1/e2d6eccc-919a-](https://assets.researchsquare.com/files/rs-64354/v1/e2d6eccc-919a-4a30-9293-5cd027fb9dad.pdf)
779 [4a30-9293-5cd027fb9dad.pdf](https://assets.researchsquare.com/files/rs-64354/v1/e2d6eccc-919a-4a30-9293-5cd027fb9dad.pdf). Access: 28/09/2020.
- 780 56. Schofield CJ. Comparison of sampling techniques for domestic populations of
781 Triatominae. *Transactions of the Royal Society of Tropical Medicine and Hygiene*.
782 1978;72 5:449-55; doi: 10.1016/0035-9203(78)90160-8. WOS:A1978FW41900002.
- 783 57. Abad-Franch F, Valenca-Barbosa C, Sarquis O, Lima MM. All that glisters is not
784 gold: sampling-process uncertainty in disease-vector surveys with false-negative and
785 false-positive detections. *PLoS Negl Trop Dis*. 2014;8 9:e3187; doi:
786 10.1371/journal.pntd.0003187.
- 787 58. Rabinovich JE, Gurtler RE, Leal JA, Feliciangeli D. Density estimates of the domestic
788 vector of Chagas disease, *Rhocnius prolixus* Stal (Hemiptera, Reduviidae), in rural
789 houses in Venezuela. *Bulletin of the World Health Organization*. 1995;73 3:347-57.
790 WOS:A1995RH59300009.
- 791 59. Provecho YM, Gaspe MS, Fernandez MD, Gurtler RE. House Reinfestation With
792 *Triatoma infestans* (Hemiptera: Reduviidae) After Community-Wide Spraying With
793 Insecticides in the Argentine Chaco: A Multifactorial Process. *Journal of Medical*
794 *Entomology*. 2017;54 3:646-57; doi: 10.1093/jme/tjw224. WOS:000403153400015.

- 795 60. Cecere MC, Rodriguez-Planes LI, Vazquez-Prokopec GM, Kitron U, Gurtler RE.
796 Community-based surveillance and control of chagas disease vectors in remote rural
797 areas of the Argentine Chaco: A five-year follow-up. *Acta Tropica*. 2019;191:108-15;
798 doi: 10.1016/j.actatropica.2018.12.038. WOS:000460495200014.
- 799 61. Gurevitz JM, Sol Gaspe M, Enriquez GF, Provecho YM, Kitron U, Guertler RE.
800 Intensified Surveillance and Insecticide-based Control of the Chagas Disease Vector
801 *Triatoma infestans* in the Argentinean Chaco. *Plos Neglected Tropical Diseases*.
802 2013;7 4; doi: 10.1371/journal.pntd.0002158. WOS:000318153100019.
- 803 62. Mougabure-Cueto G, Picollo MI. Insecticide resistance in vector Chagas disease:
804 Evolution, mechanisms and management. *Acta Tropica*. 2015;149:70-85; doi:
805 10.1016/j.actatropica.2015.05.014. WOS:000359957500012.
- 806 63. Roca-Acevedo G, Ines Picollo M, Santo-Orihuela P. Expression of Insecticide
807 Resistance in Immature Life Stages of *Triatoma infestans* (Hemiptera: Reduviidae).
808 *Journal of Medical Entomology*. 2013;50 4:816-8; doi: 10.1603/me12116.
809 WOS:000321897300017.
- 810 64. Carla Cecere M, Vazquez-Prokopec GM, Ceballos LA, Boragno S, Zarate JE, Kitron
811 U, et al. Improved Chemical Control of Chagas Disease Vectors in the Dry Chaco
812 Region. *Journal of Medical Entomology*. 2013;50 2:394-403; doi: 10.1603/me12109.
813 WOS:000315997300025.

814
815 **Additional file 1**

816 File name: Additional file 1

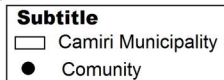
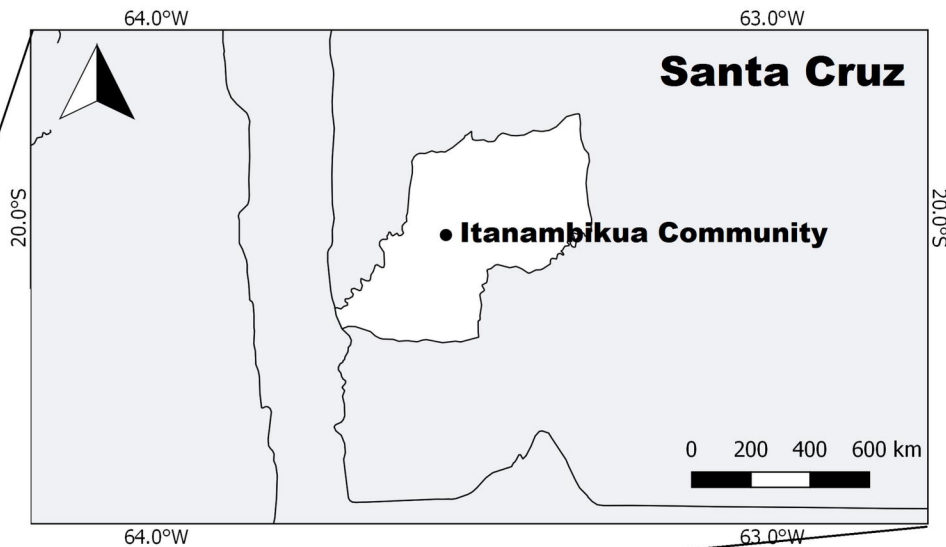
817 File format: docx

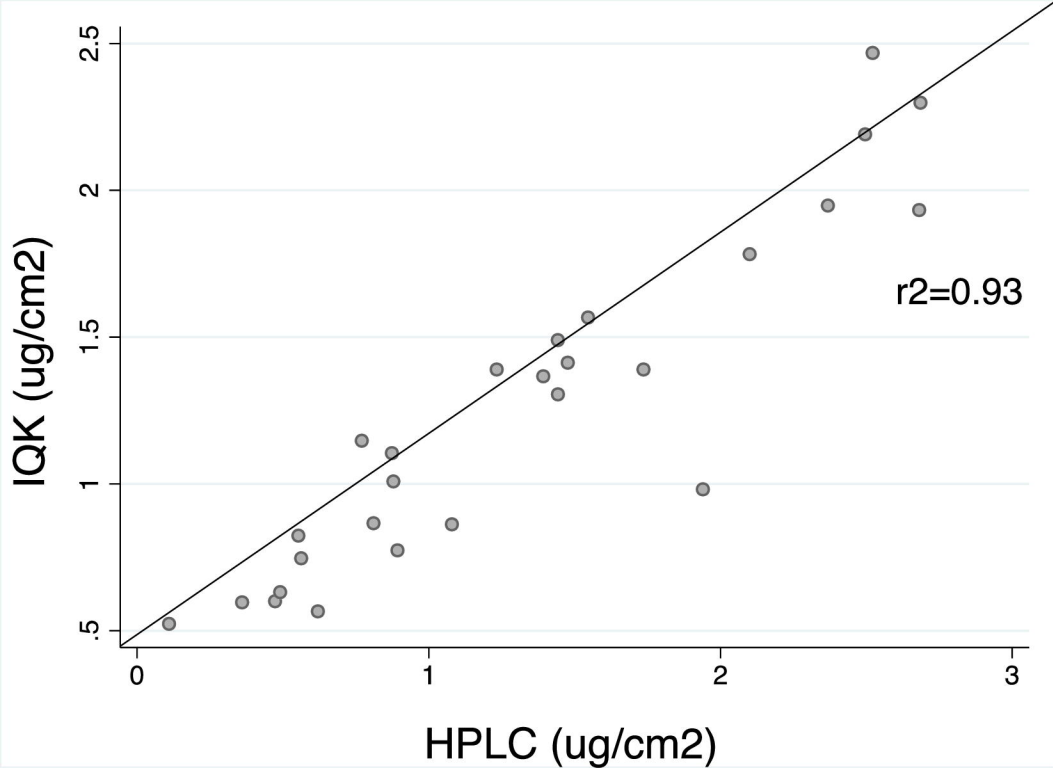
818 Title of data: Additional file 1

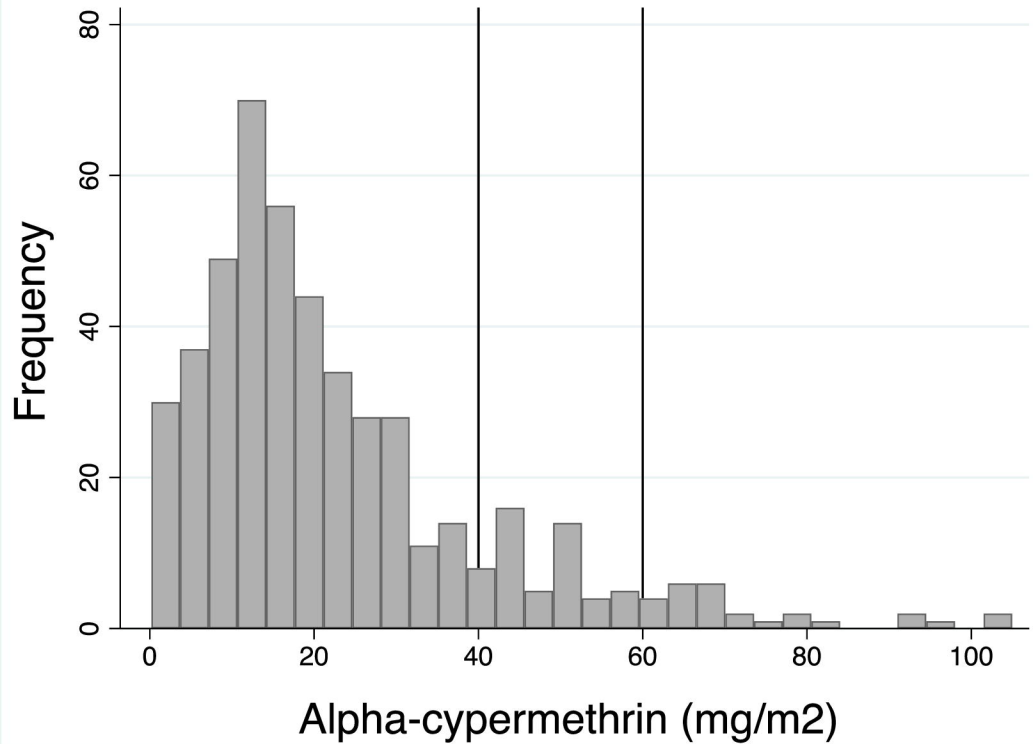
819 Description of data: Protocol of laboratory assays

820

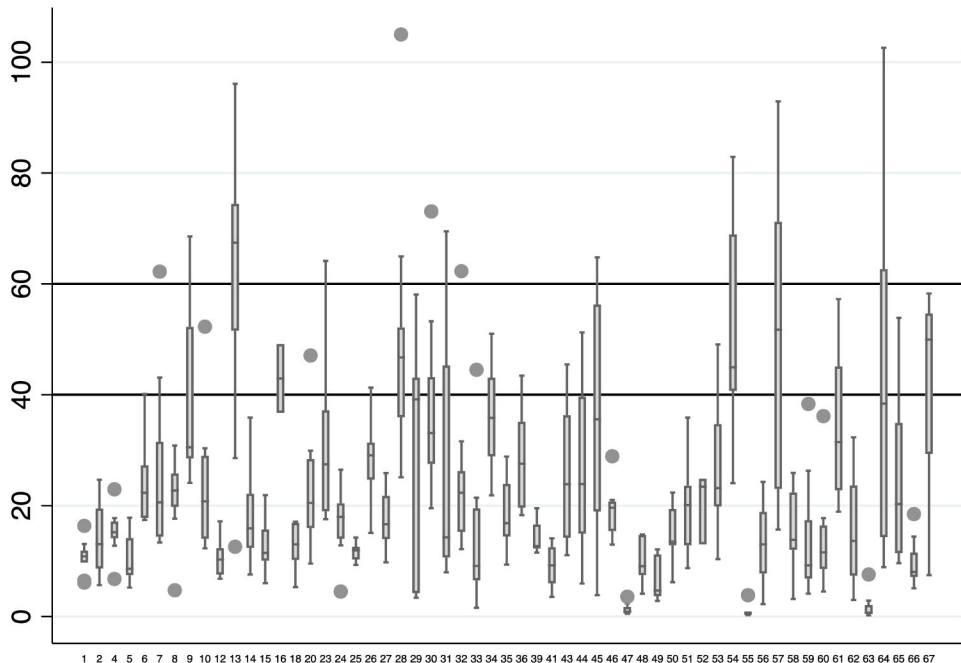
821





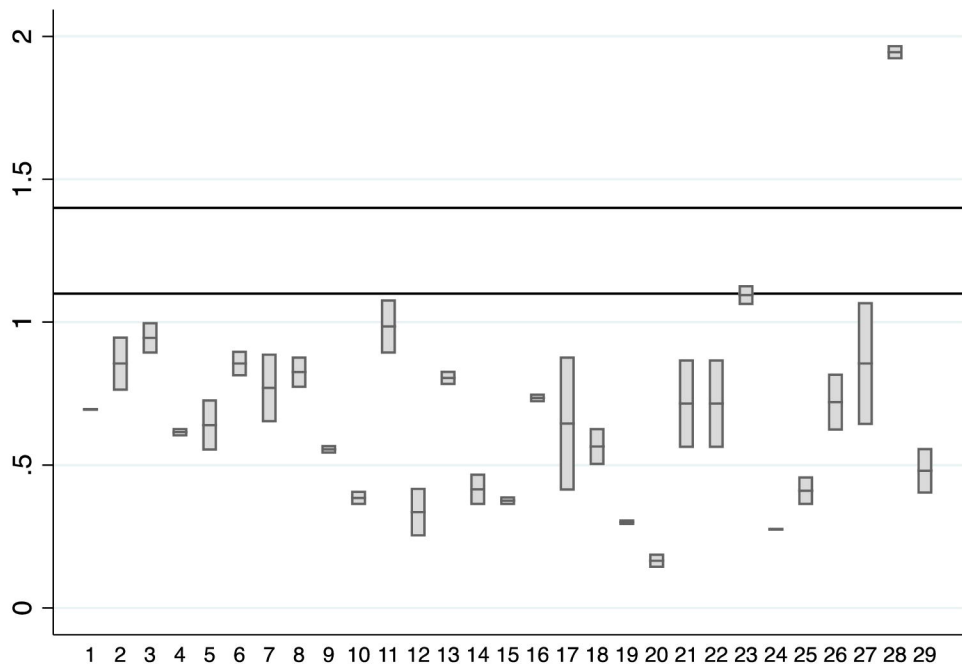


Alpha-cypermethrin (mg/m2)



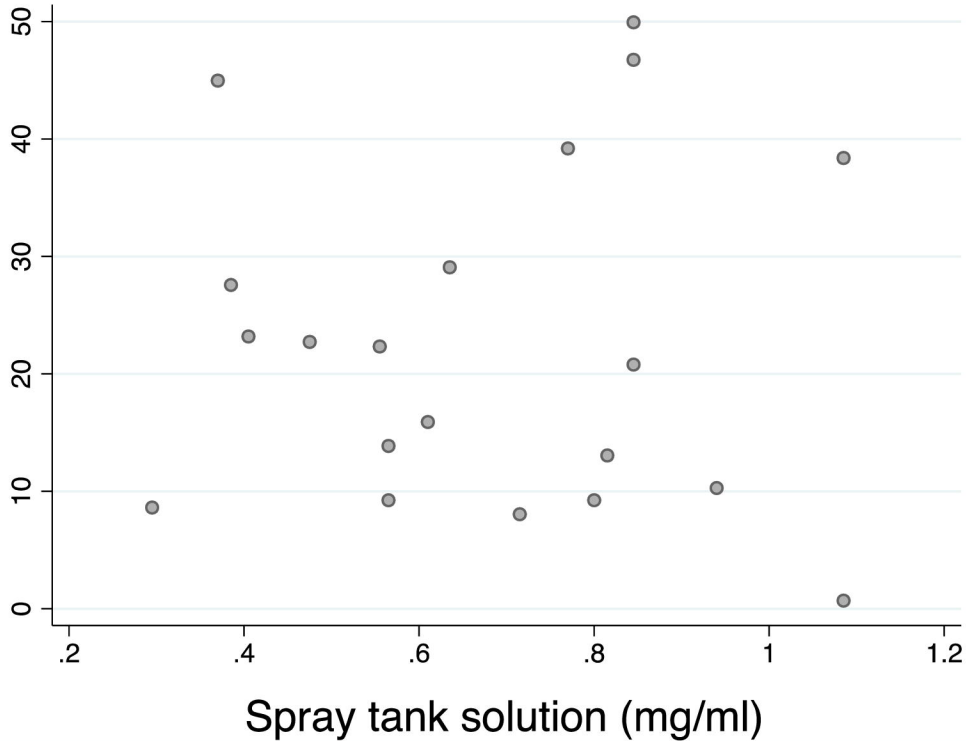
House ID

Alpha-cypermethrin (mg/ml)

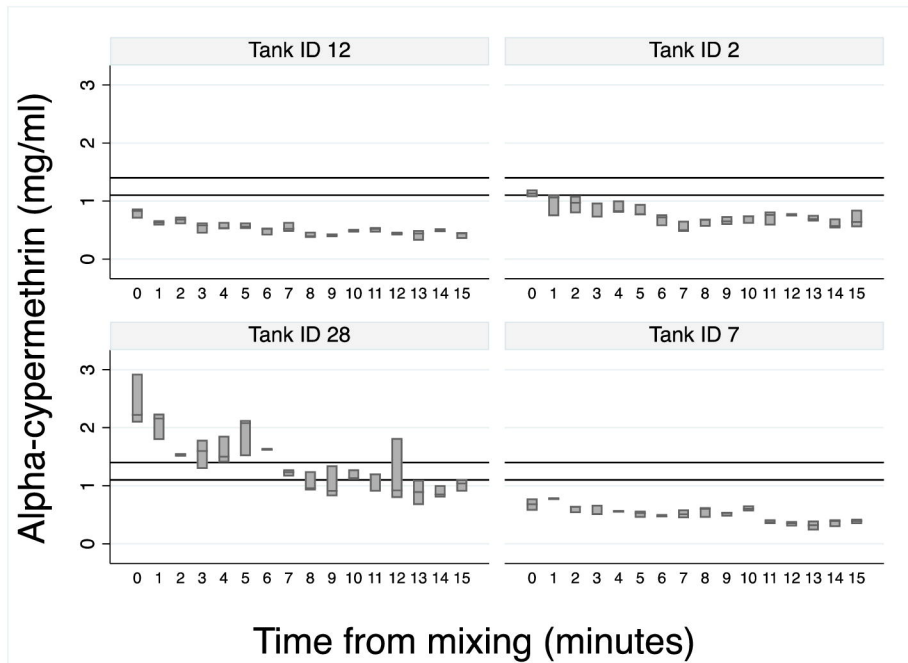


Tank ID

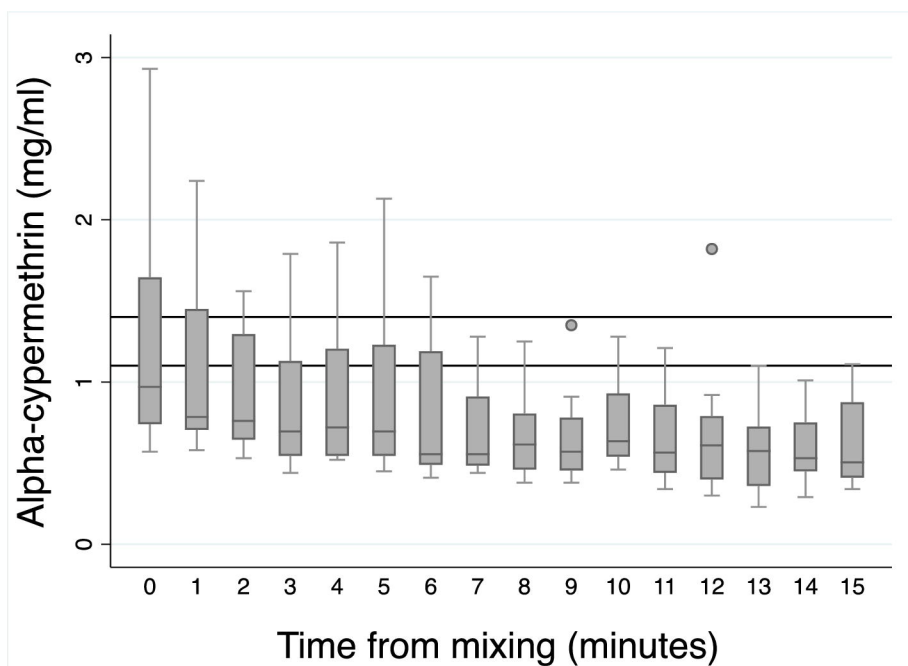
Filter papers (mg/m²)



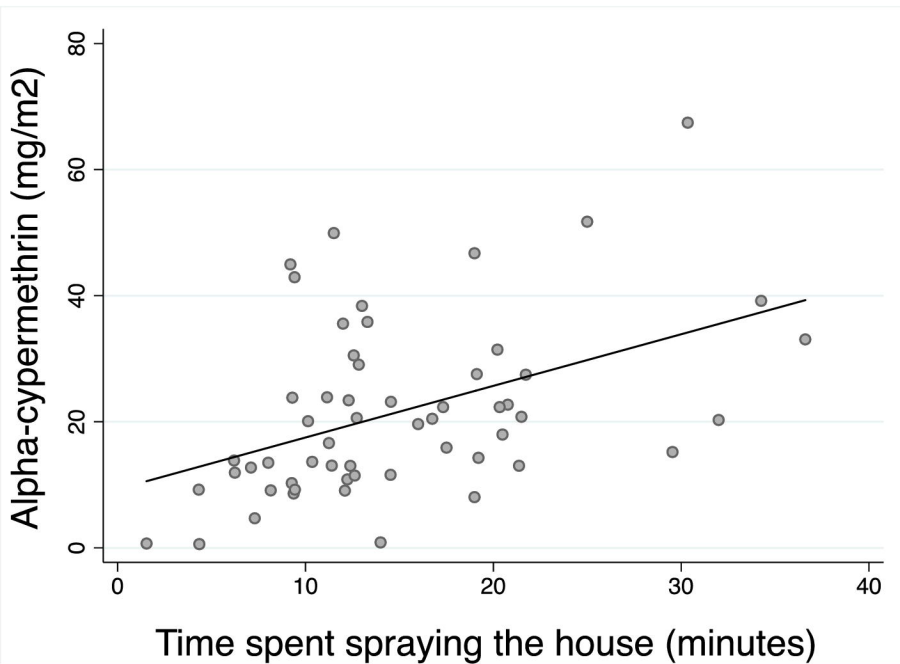
(A)



(B)



(A)



(B)

