

1  
2  
3  
4  
5  
6  
7  
8  
9  
10  
11  
12  
13  
14  
15  
16  
17  
18  
19  
20  
21  
22  
23  
24  
25  
26  
27  
28  
29  
30  
31  
32  
33  
34  
35  
36  
37  
  
38  
  
39  
  
40

Giving birth under hospital visitor restrictions: Heightened acute stress in childbirth in COVID-19 positive women

Gus A Mayopoulos<sup>1†</sup>, Tsachi Ein-Dor<sup>2</sup>, Kevin G Li<sup>1</sup>, Sabrina J Chan<sup>1</sup>, Sharon Dekel<sup>1,3\*</sup>

<sup>1</sup>Massachusetts General Hospital, Department of Psychiatry, Boston, MA

<sup>2</sup>School of Psychology, Interdisciplinary Center (IDC) Herzliya, Israel

<sup>3</sup>Harvard Medical School, Department of Psychiatry, Boston, MA

<sup>†</sup>Current Affiliation: Teachers College, Columbia University, Department of Counseling & Clinical Psychology, New York, NY

\*Address correspondence and reprint requests to Dr. Sharon Dekel, Department of Psychiatry, Massachusetts General Hospital/Harvard Medical School, Boston, USA; Email: [sdekel@mgh.harvard.edu](mailto:sdekel@mgh.harvard.edu)

## 41 **Abstract**

42 As the novel coronavirus (COVID-19) has spread globally, a significant portion of women have  
43 undergone childbirth while possibly infected with the virus and also under social isolation due to  
44 hospital visitor restrictions. Emerging studies examined birth outcomes in COVID-19 positive  
45 women, but knowledge of the psychological experience of childbirth remains lacking. This study  
46 survey concerning childbirth and mental health launched during the first wave of the pandemic in  
47 the US. Women reporting confirmed/suspected COVID-19 during childbirth were matched on  
48 various background factors with women reporting COVID-19 negative. We found higher  
49 prevalence of clinically significant acute stress in birth in COVID-19 positive women. This group  
50 was 11 times as likely to have no visitors than matched controls and reported higher levels of pain  
51 in delivery, lower newborn weights, and more infant admission to neonatal intensive care units.  
52 Visitor restrictions were associated with these birth outcomes. COVID-19 positive women with  
53 no visitors were 6 times as likely to report clinical acute stress in birth than COVID-19 positive  
54 women with visitors. The findings underscore increased risk for childbirth-induced psychological  
55 morbidity in COVID-19-affected populations. As hospitals continue to revise policies concerning  
56 visitor restrictions, attention to the wellbeing of new mothers is warranted.

## 57 **Introduction**

58 The coronavirus (COVID-19) pandemic's immense scope and duration has made clear the  
59 urgent need to better understand the virus' physical and psychological impacts on vulnerable  
60 populations. From a generational health perspective, perhaps no population's experience is more  
61 critical to understand and safeguard than that of delivering mothers. In the midst of a global public  
62 health crisis characterized by a potentially lethal and highly infectious virus, many non-emergency

63 hospital-based health procedures were postponed. Nevertheless, delivering mothers all over the  
64 globe were among the very few populations that continued to be treated in hospital settings.

65 A significant portion of them underwent childbirth when they were suspected or confirmed  
66 of the novel coronavirus disease. Some may have experienced mild but also severe physical  
67 symptoms [1] such as fever, lymphocytopenia, and elevated C-reactive protein [2, 3] in accords  
68 with reports that pregnancy may result in acute immune changes and cause a viral illness to be  
69 more severe [4]. Many mothers, even if asymptomatic, may have experienced heightened  
70 emotional distress surrounding the concern that they might be contracting the virus in the hospital  
71 or transmitting it to their infant [5]. Labor and delivery present physical and psychological  
72 challenges during normalcy, therefore it is critical to understand the effect of COVID-19 on  
73 delivering mothers. At present, the impact of being COVID-19 positive, confirmed or suspected,  
74 on the childbirth experience and maternal and neonatal outcomes remains not fully clear.

75 Emerging studies have focused largely on obstetrical and neonatal correlates of COVID-  
76 19 infection status. A body of research suggests that there is increased risk for adverse outcomes  
77 in pregnant women with COVID-19. In a recent systematic review of nine studies in China, the  
78 incidence of preterm births, low birth weight, C-section, and NICU admission were found to be  
79 higher in COVID-19 positive cases than in the general population [6]. Likewise, in a second review  
80 of 41 cases, higher rates of preterm birth and NICU admission were found in positive pregnancies  
81 in comparison with non-positive [7], although other studies did not find differences between  
82 affected and non-affected women in maternal and neonatal outcomes [8, 9]. The inclusion of  
83 studies with small samples and inappropriate control groups in the reviews above may limit  
84 findings and interpretations.

85           An important issue to consider is the subjective experience of childbirth and potential  
86   heightened psychological adversity in birth for COVID-19-positive laboring women. Although  
87   childbirth is typically considered a happy event, a significant proportion of new mothers report  
88   their delivery as highly stressful in samples assessed before the pandemic [10, 11] and childbirth  
89   pain as the most agonizing of painful experiences [12]. To the best of our knowledge, no study has  
90   examined how giving birth while potentially being ill with the virus may amplify acute traumatic  
91   stress responses to childbirth.

92           A salient factor that may influence the childbirth of COVID-19-affected mothers concerns  
93   the unique stressor of the pandemic: social isolation. With the goal of reducing infectious  
94   exposures to visitors, other patients, the community, and healthcare teams, and in the wake of  
95   uncertain and rapidly evolving situations, policies restricting visitors have been implemented to  
96   lower the number of people in hospitals. Accordingly, mothers who contracted COVID-19 have  
97   faced drastic restrictions on maternal visitors and supportive companions in the delivery room and  
98   during the postpartum stay. A significant number of COVID-19-affected mothers may have even  
99   experienced childbirth without the emotional support provided by having close friends or family  
100   in the room with them [13]. They may also have gone without visitors while being separated from  
101   their newborn to reduce additional transmission risks [8]. Continuous support in labor and delivery  
102   can improve obstetrical and neonatal outcomes and reduce negative birth perceptions, which has  
103   been documented before the pandemic [14, 15]. It may further buffer against traumatic stress in  
104   response to birth [10].

105           As the obstetric health risks and benefits in the face of a still poorly understood virus remain  
106   unclear [16] and hospitals across the United States continue to evaluate and adjust their visitor  
107   policies in light of recommendations from the Centers for Disease Control and Prevention (CDC)

108 and the American College of Obstetricians and Gynecologists (ACOG), a better understanding of  
109 the psychological childbirth experiences in COVID-19 vulnerable mothers, such as those being  
110 suspected or confirmed of infection, is warranted. In the writing of this work, visitor prohibitions  
111 have been largely lifted in maternity wards. However, those delivering who test positive for  
112 COVID-19 may still face social isolation and not be allowed any visitors during their entire  
113 hospital stay, underlining the importance of relevant research.

114 To this end, we studied a large sample of women who recently gave birth when COVID-  
115 19 was prevalent in the United States, among them 68 women reported suspected or confirmed  
116 COVID-19 positive. We matched this group on a wide range of background factors to 68 women  
117 who gave birth in the outbreak of the pandemic but were negative for COVID-19. There have been  
118 no studies to date that use a comprehensive matched-group analysis that could allow for better  
119 understanding of the contribution of COVID-19 positivity to childbirth outcomes while controlling  
120 for background factors that increase perinatal adversity. We examined whether being COVID-19  
121 positive is associated with stressful psychological experiences of birth as well as obstetrical and  
122 neonatal outcomes and whether having no visitors during delivery hospitalization stay was  
123 associated with these outcomes.

## 124 **Methods**

### 125 **Participants**

126 This study is part of a research project that was launched on April 2nd, 2020, in the midst  
127 of the COVID-19 pandemic in the United States, with the overarching goal of understanding the  
128 impact of COVID-19 on childbirth and maternal mental health. Women who had given birth in the  
129 last six months were recruited through announcements on our hospital's research study platform  
130 as well as via social media and postpartum professional communities; they were asked to complete

131 an anonymous survey and were informed that by agreeing to complete the survey they are implying  
132 their consent to participate in the study. Therefore, all subjects who took the survey consented to  
133 the study. Partners Healthcare (Mass General Brigham) Human Research Committee approved the  
134 study measures and procedures and granted exemption for this study and the study was carried out  
135 in accordance with the approved protocol. The sample in this study was derived from 2,417 women  
136 who gave birth since COVID-19 was prevalent in their communities and provided the childbirth  
137 date; they were on average two months postpartum. We identified 68 women who reported being  
138 COVID-19 positive, suspected or confirmed, during pregnancy and/or childbirth. We then  
139 identified a matched control group of 68 women who reported being COVID-19 negative. The  
140 groups were matched on demographic factors, primiparity, prior trauma and childbirth history, and  
141 prior mental health.

142 In this sample of a total of 136 postpartum women, the vast majority delivered a healthy  
143 baby at term (86.8%), had a vaginal delivery (71.3%), and around half (50.7%) were primiparas.  
144 The average age of participants was 32 years old. The majority were married (89%), had at least  
145 middle-class income (i.e., \$100,000 per year, 66.2%), were employed (72.1%), and had at least a  
146 college degree (83.1%). Participants resided in the United States (80.0%), in Canada (4.4%),  
147 Europe (2.9%), Central/South America (2.9%), Asia (2.9%), and 2.2% in the Caribbean and  
148 Middle East. Four participants (2.9%) did not report their geographic location.

#### 149 **Measures**

150 Acute stress responses to childbirth were assessed with the commonly used Peritraumatic  
151 Distress Inventory (PDI) [17]. The PDI is a 13-item self-report with good psychometric properties.  
152 It assesses negative emotional responses (e.g., “I felt helpless”; “I thought I might die”)  
153 experienced during and/or immediately after a specified traumatic event on a 0 (not at all) to 4  
154 (extremely true) scale. In this study, participants rated their responses in regard to their recent

155 childbirth experience. The PDI has been used to assess acute childbirth-related stress in postpartum  
156 samples [18]. To define clinically significant acute stress response symptoms, we used the  
157 suggested cutoff of 17 [19]. Reliability in the current study was high ( $\alpha = 0.91$ ).

158         Obstetrical and infant factors concerning recent childbirth were measured with respect to  
159 gestational age, medical complications in labor and delivery (yes vs. no), degree of pain in labor  
160 and delivery (assessed on a 5-point Likert Scale), sleep deprivation (defined as less than six hours  
161 of sleep on the night before childbirth), use of pain medication (yes vs. no), use of induction  
162 medication (yes vs. no), and mode of delivery. Additionally, we measured newborn weight (lbs.),  
163 newborn biological sex, neonatal intensive care unit (NICU) admission of newborn, skin-to-skin  
164 contact after delivery (yes vs. no), rooming-in (yes vs. no) and breastfeeding habits (exclusive,  
165 mixed, stopped, or never breastfeeding offered).

166         COVID-19-related restrictions were assessed in regard to visitor policy. Participants were  
167 asked whether there were “any visitor restrictions during your hospital stay?”. Response options  
168 (no visitors, one visitor, no restrictions) were classified as “No visitors” versus “Other”. We also  
169 asked participants whether they were separated from their infant.

170         Background factors pertaining to demographics, prior mental health, and traumatic  
171 exposure were used for creating matching study groups. These variables included maternal age,  
172 education level, marital and employment status, income, race/ethnicity, and primiparity. We also  
173 assessed history of mental health problems (i.e., depression, postpartum depression, anxiety,  
174 posttraumatic stress disorder), and the number of prior traumatic events (happened or witnessed)  
175 with the commonly used Life Events Checklist for DSM-5 (LEC-5) [20] ( $\alpha = 0.91$ ); as well as  
176 stressors in previous pregnancies (defined as miscarriage, stillbirth, or premature delivery).

177  
178

## 179 **Data Analysis**

180  
181 To create matched groups who share similar background characteristics between COVID-  
182 19 positive and negative women, we conducted a propensity score matching procedure using SPSS  
183 PS module [21] (see detailed variables listed in the Methods). The estimation algorithm was  
184 logistic regression, the matching algorithm was nearest neighbor matching with caliper of 0.2 as  
185 recommended by Austin [22]. An overall balance test [23] was performed to estimate the balance  
186 in the matching process.

187 Following the matching procedure, we compared groups in obstetrical factors (sleep  
188 deprivation, pain in labor and birth, birth complications, medication for induction and pain, and  
189 mode of delivery), infant-related factors (gestational age, NICU admission, weight and sex,  
190 breastfeeding, rooming in, and skin-to-skin), COVID-19-related restrictions (separation from  
191 newborn and lack of visitors during delivery hospitalization), and psychological experience of  
192 birth, namely, acute stress responses in birth. Kolmogorov-Smirnov and Shapiro-Wilk tests were  
193 conducted to assess normality in quantitative outcome scores. Based on these tests, Mann-Whitney  
194 U tests were performed to estimate differences between study groups in quantitative measures, and  
195 chi-square test for independence of measures (with Fisher's exact estimation of significance) for  
196 estimating differences in categorical measures. Finally, we conducted Kruskal-Wallis tests and  
197 chi-square test for independence of measures (with Fisher's exact estimation of significance) to  
198 examine whether no visitors may account for the differences between COVID-19 positive and  
199 negative women.

## 200 **Results**

### 201 **Group matching**



202 An overall balance test [23] indicated that the balance of the matching was high,  $\chi^2_{(27)} =$   
 203 18.21,  $p = .90$ , such that each group comprised 68 women.

204 **COVID-19 positive birth-related outcomes**

205 Percentages of birth-related outcomes are presented in Table 1; mean differences are  
 206 presented in Table 2.

207 Table 1. Differences in the percentage of birth-related outcomes  
 208

	COVID-19				$\chi^2$	OR (95% CI)
	Positive		Negative			
	%	n	%	n		
Sleep deprivation	70.6	48	64.7	44	0.54	1.31 (0.64, 2.69)
Complications	27.9	19	19.1	13	1.47	1.64 (0.73, 3.66)
Medication for induction	47.1	32	47.1	32	0.00	1.00 (0.51, 1.96)
Medication for pain	73.5	50	80.9	55	1.05	0.66 (0.29, 1.48)
Mode of delivery					3.74	
Natural	22.1	15	17.6	12		1.32 (0.57, 3.08)
Vaginal	52.9	36	50.0	34		1.13 (0.57, 2.20)
Assisted	7.4	5	2.9	2		2.61 (0.49, 13.99)
Planned Cesarean	8.8	6	16.2	11		0.50 (0.17, 1.44)
Unplanned Cesarean	8.8	6	13.2	9		0.63 (0.21, 1.89)
NICU admission	17.6	18	8.8	6	2.31	3.72** (1.37, 10.07)
Infant's sex (boys)	46.3	31	56.3	36	1.31	0.74 (0.38, 1.46)
Breastfeeding					1.23	
Exclusive	67.6	46	66.2	45		1.06 (0.52, 2.18)
Breastfeeding + supplement	19.1	13	22.1	15		0.84 (0.36, 1.92)
Stopped	8.8	6	10.3	7		0.84 (0.27, 2.65)
No breastfeeding	4.4	3	1.5	1		3.09 (0.31, 30.50)
Rooming in	85.3	58	97.1	66	5.85*	0.18* (0.04, 0.84)
Skin-to-skin contact	79.4	54	88.2	60	1.95	0.51 (0.20, 1.32)
Separation from infant	17.6	12	0.0	0	13.16***	30.31*** (1.76, 523.26)
No visitors in hospital stay	25	17	2.9	2	13.77***	11.0*** (2.42, 49.80)
Acute stress response in childbirth	47.1	32	29.4	20	4.48*	2.13* (1.05, 4.32)

Note. \*  $p < .05$ , \*\*  $p < .01$ , \*\*\*  $p < .001$ ; OR = Odd ratios, 95% CI = 95% confidence interval.

209

Table 2. Differences in the mean level of birth-related outcomes

	COVID-19						<i>z</i>	<i>Hedges's g (95% CI)</i>
	Positive			Negative				
	<i>M</i>	<i>SD</i>	<i>M<sub>rank</sub></i>	<i>M</i>	<i>SD</i>	<i>M<sub>rank</sub></i>		
Pain in labor	3.41	1.16	71.04	3.19	1.3	65.96	0.78	0.18 (-0.16, 0.52)
Pain in delivery	2.84	1.30	75.48	2.37	1.26	61.52	2.12*	0.37 (0.03, 0.71)
Gestational week	38.55	2.41	69.70	38.83	1.37	67.30	-0.36	-0.14 (-0.48, 0.19)
Infant's weight	7.10	1.30	58.33	7.62	1.11	72.67	-2.17*	-0.42 (-0.77, -0.09)

Note. \*  $p < .05$ ; 95% CI = 95% confidence interval. Analyses are based on Mean ranks ( $M_{rank}$ ).

210 **Obstetrical-related factors.** COVID-19 positive women reported significantly greater  
 211 pain in delivery (weak-to-moderate in effect size) than COVID-19 negative women. No group  
 212 differences were found in sleep deprivation, pain in labor, medical complications, medication for  
 213 induction and/or pain, or mode of delivery.

214 **Infant-related factors.** A higher percentage of babies of COVID-19 positive women were  
 215 admitted to the newborn intensive unit of care ( $OR = 3.72$ ). In addition, COVID-19 positive  
 216 women gave birth to infants with lower (yet normal) weights than COVID-19 negative women.  
 217 Fewer COVID-19 positive women were with their newborn in the room during their stay at the  
 218 hospital ( $OR = 0.18$ ) than COVID-19 negative women. No group differences were found in  
 219 gestational age, infant sex, breastfeeding, and skin-to-skin contact.

220 **COVID-19 restrictions.** More COVID-19 positive women were separated from their  
 221 newborns and had no visitors during hospitalization stay than COVID-19 negative women.

222 **Psychological experience of birth.** More COVID-19 positive women had clinical levels  
 223 of acute stress response to birth than COVID-19 negative women.

224 **Does lack of visitors account for the differences between the COVID-19 positive and negative**  
 225 **groups?**

226 To examine whether no visitors during delivery hospitalization account for the differences  
 227 between the COVID-19 positive and negative groups (i.e. in pain in delivery, NICU admission,

228 infant weight, rooming in, and acute stress response to birth), we compared COVID-19 negative  
 229 women who had visitors ( $n = 66$ ), with COVID-19 positive women who had visitors ( $n = 51$ ) and  
 230 those with no visitors ( $n = 17$ ). Percentages are presented in Table 3; mean differences are  
 231 presented in Table 4.

232 Table 3. Differences in the percentage of birth-related outcomes as a function of COVID and no  
 233 visitors during delivery hospitalization  
 234

	COVID-19 negative		Study group COVID-19 positive/ visitors		COVID-19 positive/ no visitors		$\chi^2$	OR (95% CI)
	%	<i>n</i>	%	<i>n</i>	%	<i>n</i>		
NICU admission	9.1	6	9.8	5	41.2	7	12.19**	6.16 (1.61, 25.67) <sup>1</sup> 6.72(1.84, 25.91) <sup>2</sup>
Rooming in	97.0	64	94.1	48	58.8	10	25/08***	0.10 (0.02, 0.42) <sup>1</sup> 0.05(0.01, 0.25) <sup>2</sup>
Acute stress response	22.7	15	54.9	28	88.2	15	28.98***	5.70 (1.39, 42.44) <sup>1</sup> 22.98 (5.59, 172.33) <sup>2</sup>

235 Note. \*  $p < .05$ , \*\*  $p < .01$ , \*\*\*  $p < .001$ ; OR = Odd ratios, 95% CI = 95% confidence interval. <sup>1</sup>  
 236 = COVID-19 positive / visitors vs. COVID-19 positive / no visitors; <sup>2</sup> = COVID-19 negative vs.  
 237 COVID-19 positive / no visitors  
 238

239 Table 4. Differences in the mean level of birth-related outcomes as a function of COVID and  
 240 lack of visitors  
 241

	COVID-19 negative			Study group COVID-19 positive / visitors			COVID-19 positive / no visitors			Kruskal–Wallis <i>H</i>	$\eta_p^2$ (95% CI)
	<i>M</i>	<i>SD</i>	<i>M<sub>rank</sub></i>	<i>M</i>	<i>SD</i>	<i>M<sub>rank</sub></i>	<i>M</i>	<i>SD</i>	<i>M<sub>rank</sub></i>		
Pain in delivery	2.38	1.26	60.68	2.65	1.35	68.20	3.41	0.94	91.88	9.21**	0.06 (0.01, 0.13)
Infant's weight	7.60	1.12	71.20	7.37	0.91	62.99	6.20	1.92	41.40	7.96*	0.12 (0.04, 0.20)

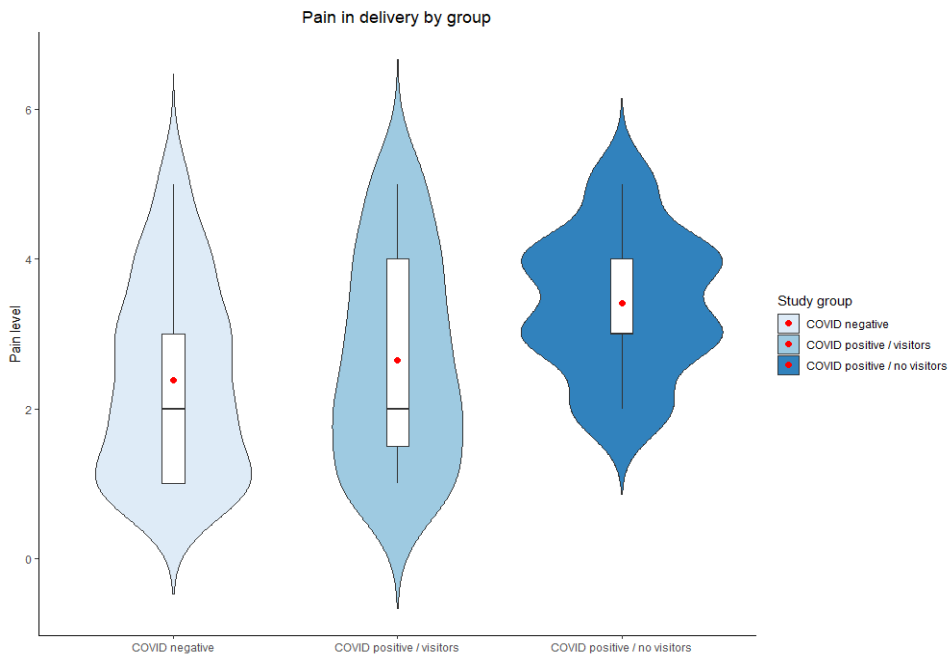
242 Note. \*  $p < .05$ ; 95% CI = 95% confidence interval. Analyses are based on Mean ranks (*M<sub>rank</sub>*).

243 The analyses indicated that COVID-19 positive women who had no visitors reported  
 244 significantly greater pain in delivery (see Figure 1) and delivered infants with lower weights (see  
 245 Figure 2). In addition, their infants were more likely to get admitted to the NICU and less likely to  
 246 be in the same room with their mothers during the hospital stay. Finally, COVID-19 positive

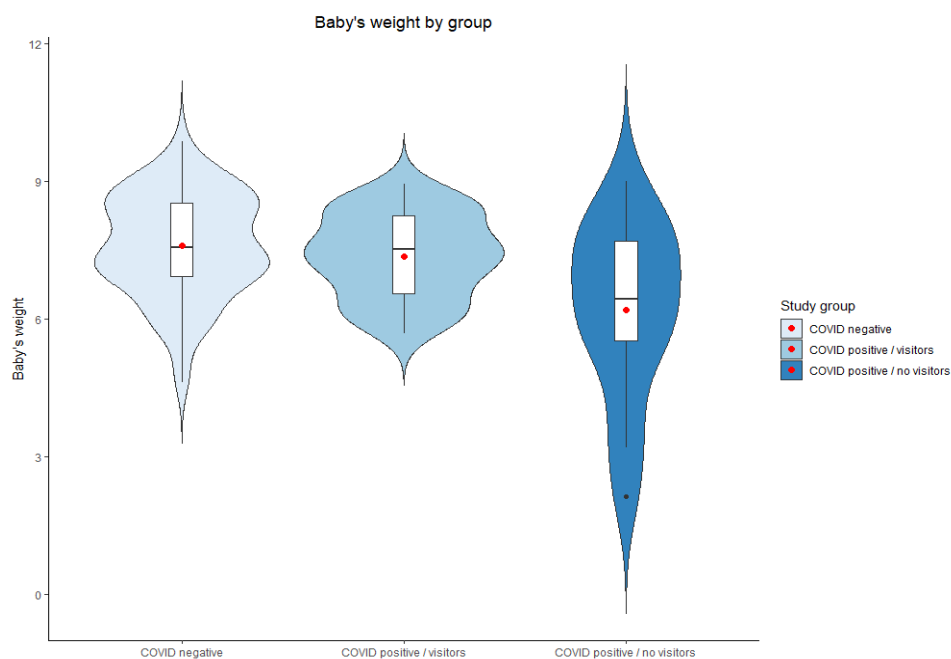
247 women with no visitors had much higher prevalence of acute stress responses at a clinical level  
248 (see Figure 3).

249

250 Figure 1. Pain in delivery by study group. Red dots represent the mean.



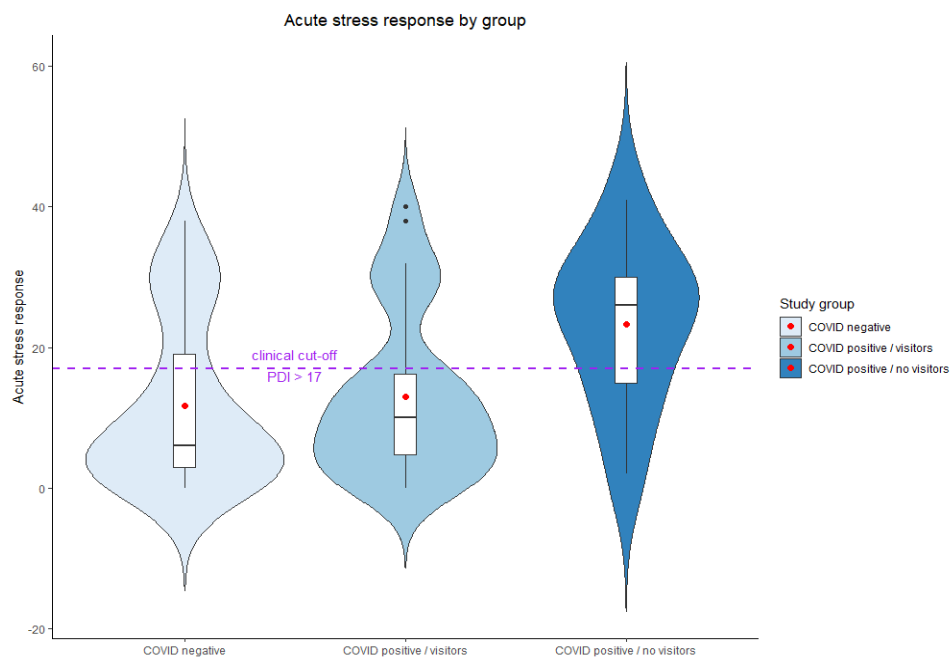
251 Figure 2. Infant's weight by study group. Red dots represent the mean.



261

262 Figure 3. Acute stress response to childbirth by study group. Red dots represent the mean;

263 dashed purple line represent the clinical cutoff.



271

## 272 **Discussion**

273           The COVID-19 pandemic offers a rare opportunity to examine the experience of childbirth  
274 under stressful conditions such as social isolation. As infectious disease outbreaks continue, it is  
275 critical that we generate new knowledge to inform preparations and guidelines of perinatal care  
276 during these outbreaks.

277           Our study sought to examine the childbirth experiences of women who had delivered  
278 during peak infection rates of the pandemic and were suspected or confirmed to have contracted  
279 COVID-19, a population likely to have undergo labor and delivery while potentially being acutely  
280 ill and at the same time subject to drastic hospital restrictions concerning social isolation. We  
281 compared women who reported being COVID-19 positive, suspected or confirmed, to women who  
282 reported not having contracted the virus but who were similar on a range of background factors  
283 such as demographics, prior mental health, and even trauma history. This rigorous matched-control  
284 group approach has not been implemented in previous studies and allows for the generation of  
285 knowledge on the potential adverse influence of COVID-19 infection status of birth outcomes  
286 while controlling for background factors that are associated with COVID-19 infection and negative  
287 maternal outcomes.

288           The main study findings show that nearly 50% of suspected or confirmed COVID-19  
289 positive women reported clinically significant acute stress symptoms in birth. They were as much  
290 as two times more likely to experience acute stress than non-affected women and to perceive higher  
291 degrees of pain in childbirth even though no differences were found in factors such as obstetrical  
292 complications, medication for pain, or delivery mode between COVID-19 positive and negative  
293 cases. These findings underscore how childbirth can become a traumatic experience and evoke an  
294 acute stress response for women with the novel coronavirus.

295           We further document increased exposure to salient social stressors surrounding childbirth  
296 in affected women. As might be expected, the results reveal that hospital policies enforcing visitor  
297 restrictions were frequently implemented with delivering women suspected or confirmed of  
298 COVID-19 infection. As much as 25% of COVID-19 positive women had no visitors during their  
299 delivery hospitalization stay. This group was 11 times as likely not to be permitted a support person  
300 to accompany them than women negative for COVID-19. COVID-19 positive women were also  
301 much more likely to experience physical separation from their newborn. In accord with previous  
302 studies [7], the newborns were nearly four times as likely to be admitted to the NICU. In the writing  
303 of this manuscript, the CDC has updated its guidance and currently recommends rooming-in for a  
304 COVID-positive mother and her newborn and acknowledges that the decision should be  
305 determined by the family.

306           Our findings reveal that social isolation surrounding childbirth may increase risk for  
307 maternal morbidity. We found heightened clinically significant acute stress in COVID-19 positive  
308 women who had no visitors. They were 6 times as likely to report acute stress symptoms than  
309 COVID-19 affected women who were permitted visitors during their delivery hospitalization. We  
310 also found that COVID-19 positive women who did not have a support person experienced greater  
311 pain in delivery, delivered newborns with lower weight, and had elevated NICU admission rates.  
312 These findings accord with the evidence of emotional comfort and support in birth being associated  
313 with improved birth outcomes [14], and suggest how a diminished sense of support may increase  
314 maternal stress and subsequent adversity. Psychological traumatic morbidity in birth has been  
315 shown to result in maternal mental illness during the postpartum period based on pre-COVID  
316 samples [24, 25] and has also been documented in women who gave birth since the pandemic [26].

317           This study’s findings may be useful in informing clinical policies during the COVID-19  
318 pandemic. While much attention has been paid to the physical symptoms in mothers with COVID-  
319 19, our study emphasizes the importance of considering mothers’ psychological wellness. The  
320 findings suggest that increased awareness should be given in labor and delivery and postpartum  
321 units to the psychological symptoms surrounding childbirth that may arise in women who are sick  
322 with or suspected of having the virus; additionally, the potential emotional liability of not  
323 permitting a support person during hospitalization should be noted. While routine screening for  
324 traumatic childbirth does not exist in postpartum hospital units, our study suggests that assessment  
325 of acute stress responses in delivering mothers who are COVID-19 positive is warranted. Ongoing  
326 monitoring of mental health symptoms in this high risk group after hospital discharge is important  
327 as those with stable symptoms in accord with routine care are likely to be quickly discharged and  
328 face social isolation during the postpartum period, which is considered a time of heightened  
329 psychological vulnerability [27, 28].

330           Shortcomings of this study include reliance on anonymous self-report measures that  
331 allowed for conducting a study swiftly during the initial heights of the pandemic but not for  
332 inclusion of patients’ medical records. We rely on respondents accurately reporting their COVID-  
333 19 infection status, and their receiving accurate information from COVID-19 testing protocols at  
334 the hospitals where they delivered. Additionally, we do not have information on the severity of  
335 respondents’ COVID-19 symptoms, only their infection status. We cannot rule out that acutely ill  
336 women were those not permitted visitors. Also, while we used a well-validated measure to assess  
337 acute stress which has shown good correspondence with clinician assessments, we did not include  
338 diagnostic measures. Retrospective assessments could be prone to recall bias and hence the



339 importance of the use of matched controls. This convenient internet sample introduces a bias  
340 towards women from a certain socioeconomic class.

## 341 **Conclusion**

342 In conclusion, we find that confirmed or suspected COVID-19 positive women experience  
343 increased psychological morbidity surrounding childbirth compared to delivering women without  
344 COVID-19. We find that COVID-19 positive women experience increased levels of pain during  
345 delivery and give birth to newborns of lower weight which are more likely to be separated from  
346 their mothers and sent to the NICU. This increased adversity appears especially heightened in  
347 cases where a support person is not allowed in the maternity unit. As hospitals around the world  
348 continue to update their delivery protocols for COVID-19 positive women and determine risk and  
349 benefits of visitor restriction policies, more research is needed to optimize maternal care during  
350 these unprecedented times.

## 351 **References**

- 352 1. Andrikopoulou, M., et al. Symptoms and critical illness among obstetric patients with  
353 coronavirus disease 2019 (COVID-19) infection. *Obstet. Gynecol.* **136**, 291-299 (2020).
- 354 2. Liu, D., et al. Pregnancy and perinatal outcomes of women with coronavirus disease  
355 (COVID-19) pneumonia: a preliminary analysis. *AJR Am. J. Roentgenol.* **215**, 127-132  
356 (2020).
- 357 3. Zaigham, M. & Andersson, O. Maternal and perinatal outcomes with COVID-19: a  
358 systematic review of 108 pregnancies. *Acta Obstet. Gynecol. Scand.* **99**, 823-829 (2020).
- 359 4. Silasi, M., et al. Viral infections during pregnancy. *Am. J. Reprod. Immunol.* **73**, 199-213  
360 (2015).
- 361 5. Panahi, L., Amiri, M., & Pouy, S. Risks of novel coronavirus disease (COVID-19) in  
362 pregnancy; a narrative review. *Arch. Acad. Emerg. Med.* **8**, 34 (2020).
- 363 6. Smith, V., et al. Maternal and neonatal outcomes associated with COVID-19 infection: a  
364 systematic review. *PLoS One.* 10.1371/journal.pone.0234187 (2020).
- 365 7. Di Mascio, D., et al. Outcome of coronavirus spectrum infections (SARS, MERS, COVID  
366 1-19) during pregnancy: a systematic review and meta-analysis. *Am. J. Obstet. Gynecol.*  
367 *MFM.* **2**, 100107; 10.1016/j.ajogmf.2020.100107 (2020).
- 368 8. Griffin, I., et al. The impact of COVID-19 infection on labor and delivery, newborn  
369 nursery, and neonatal intensive care unit: prospective observational data from a single hospital  
370 system. *Am. J. Perinatol.* **37**, 1022-1030 (2020).
- 371 9. Nayak, A. H., et al. Impact of the coronavirus infection in pregnancy: a preliminary study  
372 of 141 patients. *J. Obstet. Gynaecol. India.* 2020;70(4):256-61.
- 373 10. Dekel, S., Stuebe, C., & Dishy, G. A. Childbirth induced posttraumatic stress syndrome: a

- 374 systematic review of prevalence and risk factors. *Front. Psychol.* **8**, 560 (2017).
- 375 11. Yildiz, P. D., Ayers, S., & Phillips, L. The prevalence of posttraumatic stress disorder in  
376 pregnancy and after birth: a systematic review and meta-analysis. *J. Affect Disord.* **208**, 634-  
377 645 (2017).
- 378 12. Pirdel, M. & Pirdel, L. Perceived environmental stressors and pain perception during labor  
379 among primiparous and multiparous women. *J. Reprod. Infertil.* **10**, 217-223 (2009).
- 380 13. Ecker, J. L. & Minkoff, H. L. Laboring alone? Brief thoughts on ethics and practical  
381 answers during the coronavirus disease 2019 pandemic. *Am. J. Obstet. Gynecol. MFM.* **2**,  
382 100141; 10.1016/j.ajogmf.2020.100141 (2020).
- 383 14. Tani, F. & Castagna, V. Maternal social support, quality of birth experience, and post-  
384 partum depression in primiparous women. *J. Matern. Fetal Neonatal Med.* **30**, 689-692  
385 (2017).
- 386 15. WHO: Why having a companion during labor and childbirth may be better for you. 2019.
- 387 16. Arora, K. S., Mauch, J. T., & Gibson, K.S. Labor and delivery visitor policies during the  
388 COVID-19 pandemic: balancing risks and benefits. *JAMA.* **323**, 2468-2469 (2020).
- 389 17. Brunet, A., et al. The Peritraumatic Distress Inventory: a proposed measure of PTSD  
390 criterion A2. *Am. J. Psychiatry.* **158**, 1480-1485 (2001).
- 391 18. Dekel, S., Ein-Dor T., Dishy, G. A., & Mayopoulos, P. A. Beyond postpartum depression:  
392 posttraumatic stress-depressive response following childbirth. *Arch. Womens Ment. Health.*  
393 **23**, 557-564 (2020).
- 394 19. Nishi, D., et al. Peritraumatic distress inventory as a predictor of post-traumatic stress  
395 disorder after a severe motor vehicle accident. *Psychiatry Clin. Neurosci.* **64**, 149-156 (2010).
- 396 20. Weathers, F., et al. The life events checklist for DSM-5 (LEC-5). *National Center for*

- 397 *PTSD* [www.ptsd.va.gov](http://www.ptsd.va.gov) (2013).
- 398 21. Thoemmes, F. Propensity score matching in SPSS. Preprint at  
399 <https://arxiv.org/abs/1201.6385> (2012).
- 400 22. Austin, P. C. Optimal caliper widths for propensity-score matching when estimating  
401 differences in means and differences in proportions in observational studies. *Pharm. Stat.* **10**,  
402 150-161 (2011).
- 403 23. Hansen, B. B. & Bowers, J. Covariate balance in simple, stratified and clustered  
404 comparative studies. *Statist. Sci.* **23**, 219-236 (2008).
- 405 24. Grekin, R., O'Hara, M. W., & Brock, R. L. A model of risk for perinatal posttraumatic  
406 stress symptoms. *Arch. Womens Ment. Health.* 10.1007/s00737-020-01068-2 (2020).
- 407 25. Chan, S. J., et al. Risk factors for developing posttraumatic stress disorder following  
408 childbirth. *Psychiatry Res.* **290**, 113090; 10.1016/j.psychres.2020.113090 (2020).
- 409 26. Mayopoulos, G. A., et al. COVID-19 is associated with traumatic childbirth and  
410 subsequent mother-infant bonding problems. Manuscript submitted for publication (2020).
- 411 27. Putnick, D. L., et al. Trajectories of Maternal Postpartum Depressive Symptoms.  
412 *Pediatrics.* **146**, 20200857; 10.1542/peds.2020-0857 (2020).
- 413 28. Dekel, S., et al. Delivery mode is associated with maternal mental health following  
414 childbirth. *Arch. Womens Ment. Health.* **22**, 817-824 (2019).

## 415 **Acknowledgements**

416 We would like to thank Ms. Gabriella Dishy for her assistance in building the web survey and  
417 Ms. Rasvitha Nandru and Ms. Aruni Ahilan for their assistance in the recruitment of study  
418 participants.

## 419 **Author Contributions**

420 GM wrote the manuscript. TE conducted the statistical analysis and wrote the Methods. KL  
421 contributed to the writing of the manuscript. SC contributed to the data collection and the editing  
422 of the manuscript. SD is the principal investigator of the larger project. She designed the current  
423 study, collected the data, and supervised the manuscript preparation. All authors read and approved  
424 the final manuscript.

## 425 **Funding Information**

426 Dekel received funding from the National Institute of Child Health and Human Development  
427 (R21HD100817) and an award from the MGH Executive Committee on Research (ISF award).

## 428 **Additional Information**

429 The authors declare no competing interests.