

1 **Maternal perception of child weight and concern about child overweight mediates the**
2 **relationship between child weight and non-responsive feeding practices**

3 Jian Wang¹, Daqiao Zhu^{1,*}, Xuwen Cheng², Yicong LiuZhou³, Bingqian Zhu¹, Scott Montgomery^{4,5,6},
4 Yang Cao⁴

5 ¹ School of Nursing, Shanghai Jiao Tong University, 200025 Shanghai, China;
6 wj-brittany@hotmail.com (J.W.); zhubq@shsmu.edu.cn (B.Z.)

7 ² Department of Children's Disease Prevention, Jinyang Community Health Service Center, 200136
8 Shanghai, China; jyebcheng@126.com

9 ³ Department of Nursing, Shanghai Children's Medical Center, 200127 Shanghai, China;
10 liuzhouyicong@hotmail.com

11 ⁴ Clinical Epidemiology and Biostatistics, School of Medical Sciences, Örebro University, 70182
12 Örebro, Sweden; scott.montgomery@oru.se (S.M.); yang.cao@oru.se (Y.C.)

13 ⁵ Clinical Epidemiology Division, Department of Medicine, Karolinska Institutet, 17177 Stockholm,
14 Sweden

15 ⁶ Department of Epidemiology and Public Health, University College London, WC1E 6BT London,
16 United Kingdom

17 * Correspondence: zhudaqiao@aliyun.com

18 **Abstract**

19 We aimed to examine the mediating effects of maternal perception of child weight (weight perception)
20 and concern about overweight (weight concern) on the paths between child weight and non-responsive
21 feeding practices. We recruited a convenience sample of 1164 mothers who were primary caregivers of
22 preschool children. Child body mass index (BMI) Z-score was calculated to assess child weight. The
23 Chinese version of the Child Feeding Questionnaire (C-CFQ) was used to measure four common
24 non-responsive feeding practices, weight perception and weight concern. Structural equation modeling
25 (SEM) was used to examine the associations between child BMI Z-scores, maternal feeding practices,
26 and other covariates. Sixty percent of the mothers perceived their overweight/obese children as normal
27 weight or even underweight. The disagreement between actual child weight and maternal weight
28 perception was statistically significant ($Kappa = 0.212, P < 0.001$). SEM indicated that weight
29 perception fully mediated the relationship between child BMI Z-scores and pressure to eat. Weight
30 concern fully mediated the relationships between child BMI Z-scores and the other three feeding
31 practices. The serial mediating effects of weight perception and concern were statistically significant
32 for the paths between child BMI Z-score and monitoring ($\beta = 0.035, P < 0.001$), restriction ($\beta = 0.022,$
33 $P < 0.001$), and food as a reward ($\beta = -0.017, P < 0.05$).

34 *Conclusion:* Child weight may influence maternal feeding practices through weight perception and
35 concern. Thus, interventions are needed to increase the accuracy of weight perception, which may
36 influence several maternal feeding practices and thereby contribute to child health.

37 **Keywords:** preschool children; maternal concern; weight perception; feeding practices

38 **What is Known:**

- 39 • Non-responsive feeding practices may contribute to childhood obesity or eating disorders.
- 40 • Relationships between maternal weight perception and concern, child weight, and feeding
- 41 practices have been mixed.

42 **What is New:**

- 43 • Child weight may influence maternal non-responsive feeding practices through maternal weight
- 44 perception and concern.
- 45 • Interventions are needed to increase the accuracy of caregivers' perception of child weight which
- 46 may influence maternal feeding practices and thereby contribute to child health.

47 **Abbreviations**

48 AIC: Akaike information criterion

49 BMI: Body mass index

50 BMI Z-score: body mass index Z-score

51 C-CFQ: Chinese version of the Child Feeding Questionnaire

52 CFI: comparative fit index

53 CNY: Chinese Yuan

54 GFI: goodness of fit index

55 RMR: root mean square residual

56 RMSEA: root mean square error of approximation

57 SD: standard deviation

58 SE: standard error

59 SEM: structural equation modeling

60 Weight concern: maternal concern about child overweight

61 Weight perception: maternal perception of child weight

62 **1. Introduction**

63 Feeding practices refer to specific practices or strategies that parents employ to manage what,
64 when and how much their children eat and shape their children's eating patterns [1,2]. There are two
65 types of parental feeding practices: non-responsive and responsive feeding [3-5]. Non-responsive
66 feeding practices (also known as coercive control), such as applying pressure to eat, restricting food,
67 monitoring consumption, and using food as a reward, is very common, especially in Chinese families
68 [6-8]. These non-responsive feeding practices may contribute to the development of childhood obesity
69 or long-term eating disorders [9-12].

70 Many studies have identified factors related to non-responsive feeding practices [13-17]. Among
71 these factors, child weight has been an important factor [13,15-17]. Longitudinal studies indicated that
72 mothers of children with higher body mass index (BMI) Z-scores were more likely to apply restrictive
73 feeding practices [18-20] and monitor their children's diet [18] and less likely to apply pressure to eat
74 [18,20] than mothers of children with lower BMI Z-scores. However, it has been reported that parental
75 perception of and concern about child weight (weight perception and weight concern) rather than actual
76 child weight are associated with parental feeding practices [21-24]. For instance, Payne et al. [23]
77 found that parents who were highly concerned about their child's weight were more likely to use
78 restrictive feeding than parents with lower levels of concern, while there was no significant association
79 between child weight and feeding practices. Yilmaz et al. [24] found that parents were less likely to
80 encourage their children to eat if they perceived them as overweight than if they perceived them as
81 normal weight or underweight. In comparison, Freitas et al. [25] recently reported that maternal
82 restrictive feeding practices were independently associated with mothers' weight perception and
83 concern as well as their child's weight status. Overall, current evidence of the relationships between

84 maternal weight perception and concern, actual child weight, and maternal non-responsive feeding
85 practices has been inconsistent.

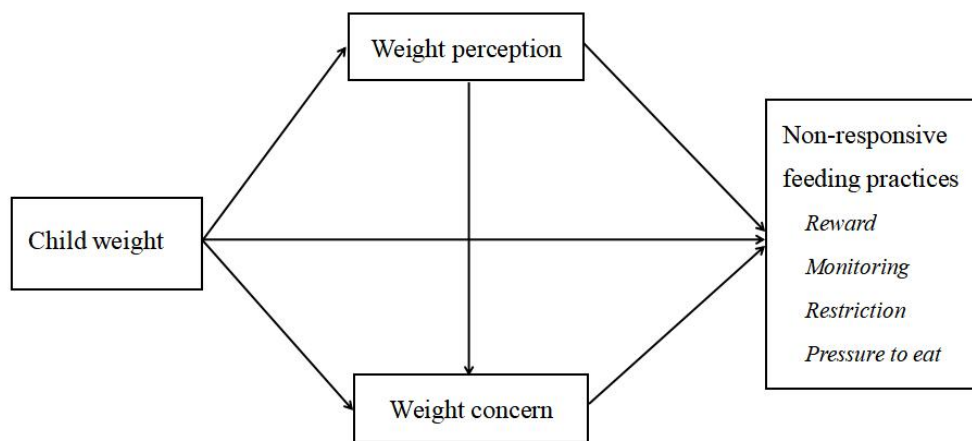
86 The inconsistent findings might be due to differences in factors included in the analyses
87 (especially weight-related variables). Some studies did not examine maternal weight perception and/or
88 weight concern and accordingly discovered only correlations between maternal feeding practices and
89 child weight [15,26]. Other studies performed univariate analyses to investigate associations between
90 factors of interest and parental feeding practices [15,24,27,28]. Collectively, there is a need to examine
91 the intercorrelations between these variables.

92 Evidence-based theories of information processing and behaviorism learning, such as Gagne's
93 Information Processing Model [29], have suggested that cognitive changes (e.g., perception or concern)
94 occur only when an objective stimulus (e.g., child weight) exists. The changes may then lead to specific
95 behaviors (e.g., feeding practices). Similarly, Mareno proposed a middle-range explanatory theory in
96 which the following elements occurred in order: parental beliefs and values about child body weight,
97 parental perception of child weight, parental concern, and family lifestyle changes [30]. Therefore,
98 caregivers' weight perception and weight concern might mediate the association between child weight
99 and feeding practices. A study of 7- to 9-year-old children in the U.K. reported that maternal concern
100 about overweight fully mediated the relationship between child adiposity and the use of restrictive
101 feeding practices [31]. In addition, previous research has indicated that child weight plays an important
102 role in caregivers' feeding practices [13,15-17,25].

103 Based on the above theories and empirical evidence, we proposed a hypothesized model (Figure
104 1). In this model, (1) child weight had a direct effect on four common non-responsive feeding practices,
105 and (2) the associations between child weight status and these non-responsive feeding practices were

106 mediated by maternal weight perception and weight concern. To explore the relationships proposed in
107 the hypothesized model, we used structural equation modeling (SEM) while controlling for potential
108 covariates, such as child age [14,16] and sex [14,16]. We also controlled for caregivers' age [16,32] and
109 weight classification based on BMI [16,17], education level [14,17], and family income [32,33].

110



111

112 Figure 1. Hypothesized model for relationships between variables of interest

113 *Note.* Weight perception: perception of child weight; Weight concern: concern about child overweight.

114

115 2. Materials and Methods

116 2.1. Study design and participants

117 A correlational and cross-sectional design was used. This study was conducted between December
118 2017 and May 2020 in Shanghai, China. A convenience sample was selected from three public
119 kindergartens located in three areas representing different economic levels in Pudong District,
120 Shanghai. Only mothers were recruited because they are the primary caregivers of children typically in
121 China. The required minimum sample size was 346, calculated using the formula below [34]:

$$122 N_{\varepsilon} = \frac{\delta_{1-\beta}}{\varepsilon^2 df} + 1,$$

123 where $\alpha = 0.05$; $\beta = 0.90$; $\varepsilon = 0.05$; $\delta_{1-\beta} \approx 33.6$; and $df = 39$.

124 A total of 1164 mothers were recruited. We excluded unqualified questionnaires, mothers who
125 were not the primary caregivers, and children with diseases related to nutrition or extreme
126 age-standardized BMI Z-scores. Finally, 1106 (95.02%) responses were included in this report.

127 Ethical approval was obtained from the Research Ethics Committee of Shanghai Jiao Tong
128 University. Written informed consent was obtained from all participants.

129 *2.2. Demographic and socioeconomic data*

130 Demographic and socioeconomic data, including children's age, sex and mothers' age, weight,
131 height, education level, and annual household income, were measured using a self-reported
132 questionnaire. Children's weight and height were measured and collected by trained health teachers in
133 the kindergartens. Maternal weight status was classified as underweight ($BMI < 18.5 \text{ kg/m}^2$), normal
134 weight ($18.5 \text{ kg/m}^2 \leq BMI < 24.0 \text{ kg/m}^2$), or overweight or obese ($BMI \geq 24.0 \text{ kg/m}^2$) [35]. According to
135 the World Health Organization (WHO) guidelines, child age-standardized BMI Z-scores were
136 calculated using the software WHO Anthro (for 2- to 5-year-old children) and Young Growth Curve
137 (for 5- to 6-year-old children). BMI Z-scores were categorized into three groups: underweight (Z-score
138 < -2), normal weight ($-2 \leq Z\text{-score} \leq 1$), and overweight or obese ($Z\text{-score} > 1$) [36].

139 *2.3. Maternal feeding practices*

140 Maternal feeding practices were evaluated using the Chinese version of the Child Feeding
141 Questionnaire (C-CFQ). The C-CFQ assesses four types of non-responsive feeding practices: four
142 items of monitoring (the extent to oversee their child's eating [37]), six items of restriction (strict
143 limitations on the child's access to foods or opportunities to consume unhealthy foods [38]), four items
144 of pressure to eat (insists, demands, or physically struggles with the child in order to get the child to eat
145 more food [37-39]), and two items of food as a reward (use of desired foods as a way to regulate the

146 child's eating or behaviors [39]). Each item was rated on a 5-point Likert scale. The response options
147 for each item were "always," "usually," "sometimes", "almost never", and "never". Each subscale was
148 calculated by averaging the scores of all the items in that subscale. The C-CFQ demonstrated good
149 internal consistency reliability in the current study (Cronbach's $\alpha = 0.748-0.890$). The questionnaire
150 also showed good construct validity [40,41].

151 *2.4. Maternal perception of child weight (weight perception) and concern about overweight (weight* 152 *concern)*

153 Weight perception was assessed by asking "How would you describe your child's weight?". The
154 responses included "very underweight," "slightly underweight," "normal weight," "slightly overweight,"
155 and "very overweight." Weight concern was assessed by asking "How concerned are you about your
156 child becoming or staying overweight in the future". The responses included "unconcerned," "slightly
157 concerned," "concerned," "fairly concerned," and "very concerned." Both items have been used and
158 validated in previous studies [22,31].

159 *2.5. Statistical analysis*

160 SPSS Statistics 24.0 and SPSS Amos 24.0 for Windows (IBM Corp, Armonk, NY, USA) were
161 used for data coding, cleaning, and analysis. Descriptive statistics were used to describe the participants'
162 characteristics. The agreement between maternal weight perception and reported child weight was
163 assessed using the Kappa statistic. Pearson's correlation analysis was used to explore the relationships
164 between continuous variables. All the studied variables were approximately normally distributed with
165 skewness and kurtosis below 2.0. Parameters for the hypothetical path model were estimated using
166 structural equation modeling (SEM) via maximum likelihood estimation. The path analysis was
167 conducted, and goodness of fit of the models was evaluated using the following indices and cut-offs: χ^2

168 between 1.0 and 2.0, goodness of fit index (GFI) and comparative fit index (CFI) > 0.90, root mean
169 square error of approximation (RMSEA) < 0.06, root mean square residual (RMR) < 0.08, and a small
170 Akaike information criterion (AIC) [40,41]. In the final model, we controlled for demographics that
171 were significantly associated with maternal feeding practices ($P < 0.05$). The following conditions
172 suggest a significant mediating effect: (1) the initial predictor (child BMI Z-score) was associated with
173 the outcome (feeding practices) and the proposed mediators (perception or concern); (2) the mediators
174 were associated with the outcome; and (3) the effect of the predictor on the outcome decreased
175 substantially once the mediator was added as a second predictor in the model. To control for type I
176 errors, the bootstrap method was used when examining the mediating effect of weight perception and
177 weight concern [42]. Statistical significance was set at $P < 0.05$ (two-sided).

178

179 **3. Results**

180 *3.1. Demographic and socioeconomic characteristics*

181 The demographic characteristics of the participants are shown in Table 1. Two hundred nineteen
182 (19.8%) preschool children were reported to be overweight or obese. A few demographic variables
183 were statistically significantly related to mothers' feeding practices (not shown). Maternal age was
184 negatively associated with the use of food as a reward ($r = -0.099$, $P = 0.001$). Maternal educational
185 level was negatively associated with applying pressure to eat ($r = -0.121$, $P = 0.002$) and the use of
186 food as a reward ($r = -0.087$, $P = 0.025$). Child age was negatively associated with maternal monitoring
187 of the child's diet ($r = -0.111$, $P < 0.001$), applying pressure to eat ($r = -0.067$, $P = 0.025$) and
188 restriction of food ($r = -0.060$, $P = 0.045$). Annual household income showed a positive relationship
189 with maternal monitoring of the child's diet ($r = 0.084$, $P = 0.005$). These variables were added to the

190 model as covariates.

191

192 Table 1. Demographic characteristics of the participants ($n = 1106$)

	n (%) or (mean \pm SD)
Child characteristics	
Age	4.56 \pm 1.35
Sex	
Boys	588 (53.3)
Girls	516 (46.7)
Weight status	
Underweight: BMI Z-score < -2	44 (4.0)
Normal weight: $-2 \leq$ BMI Z-score \leq 1	843 (76.2)
Overweight or Obesity: BMI Z-score >1	219 (19.8)
Mother characteristics	
Age	34.66 \pm 3.96
Weight status	
Underweight: BMI < 18.5 kg/m ²	111 (10.2)
Normal weight: 18.5 kg/m ² \leq BMI < 24.0 kg/m ²	784 (71.8)
Overweight or Obesity: BMI \geq 24.0 kg/m ²	197 (18.0)
Education level	
College or higher	872 (78.8)
Senior high school or below	234 (21.2)
Household income/year	
Above average (> CNY 300,000)	638 (57.7)
Below average (\leq CNY 300,000)	468 (42.3)

193 *Notes.* SD: standard deviation; BMI: body mass index; BMI Z-score: body mass index Z-score; CNY:
194 Chinese Yuan

195

196 *3.2. Agreement between maternal perception of child weight (weight perception) and actual child*

197 *weight status*

198 Since few mothers perceived their children's weight as very overweight or very underweight,

199 these two statuses were combined with overweight and underweight, respectively. Three categories

200 (perceived underweight, normal weight, and overweight) were used in the final analysis. 14.1% of

201 mothers felt that their children weighed too much, 59.0% reported that their children weighted a normal

202 weight, and 26.9% felt that their children were underweight. The agreement between maternal weight
 203 perception and actual child weight status was weak ($Kappa = 0.212, P < 0.001$) (Table 2). A total of
 204 660 (59.67%) mothers properly perceived their children’s weight status, and 378 (34.18%) mothers
 205 underestimated their children’s weight status. Most mothers of overweight/obese children felt their
 206 children were normal weight ($n = 106, 48.4%$) or even underweight ($n = 9, 4.1%$) (Table 2).

207

208 Table 2. Agreement of actual child weight status with maternal weight perception

Actual child weight status (BMI Z-score)	Maternal weight perception ($n = 1106$)			
	Underweight	Normal weight	Overweight/Obesity	Total
Underweight	26 (59.1%)	16 (36.4%)	2 (4.5%)	44 (3.98%)
Normal weight	263 (31.2%)	530 (62.9%)	50 (5.9%)	843 (76.22%)
Overweight/Obesity	9 (4.1%)	106 (48.4%)	104 (47.5%)	219 (19.80%)
Total	298 (26.9%)	652 (59.0%)	156 (14.1%)	1106

209 Notes. BMI Z-score: body mass index Z-score; Weight perception: maternal perception of child weight;
 210 $Kappa = 0.212, P < 0.001$.

211

212 3.3. Description of variables included in the path analysis

213 Of the mothers, 74.1% were not concerned about their child becoming overweight, 18.4%
 214 reported some concern, and 7.5% reported great concern. The descriptions of weight perception,
 215 concern, and feeding practices are shown in Table 3. The mean scores of weight perception (2.84) and
 216 concern (1.85) were both lower than the median level of 3. Pressure to eat and food as a reward were
 217 approximately at the median level. Slightly higher mean scores were reported for restriction and
 218 monitoring.

219

220 Table 3. Description of weight perception, concern and feeding practices ($n = 1106$)

Variables	Range	Item numbers	Mean	SD
Weight perception	1-5	1	2.84	0.70

Weight concern	1-5	1	1.85	1.03
Pressure to eat	1-5	4	2.97	0.79
Food as a reward	1-5	2	3.38	0.76
Restriction	1-5	6	3.88	0.61
Monitoring	1-5	4	3.97	0.82

221 *Notes.* Weight perception: maternal perception of child weight; Weight concern: maternal concern
222 about child overweight.

223

224 3.4. Relationships between variables in the path analysis

225 The bivariate associations between the four feeding practices (monitoring, pressure to eat, use
226 food as a reward, and restriction), BMI Z-score, and weight perception and concern are shown in Table

227 4. Most of the associations were statistically significant.

228

229 Table 4. Correlations of the key variables ($n = 1106$)

	Monitoring	Pressure to eat	Food as a reward	Restriction	BMI Z-score	Weight perception
Pressure to eat	0.142**					
Food as a reward	-0.097**	0.144**				
Restriction	0.445**	0.254**	0.026			
BMI Z-score	0.042	-0.084**	-0.025	0.052		
Weight perception	0.032	-0.098**	-0.038	0.065*	0.514**	
Weight concern	0.124**	-0.058	-0.065*	0.108**	0.390**	0.528**

230 *Notes:* BMI Z-score: body mass index Z-score; Weight perception: maternal perception of child weight;
231 Weight concern: maternal concern about child overweight. * $P < 0.05$, ** $P < 0.01$.

232

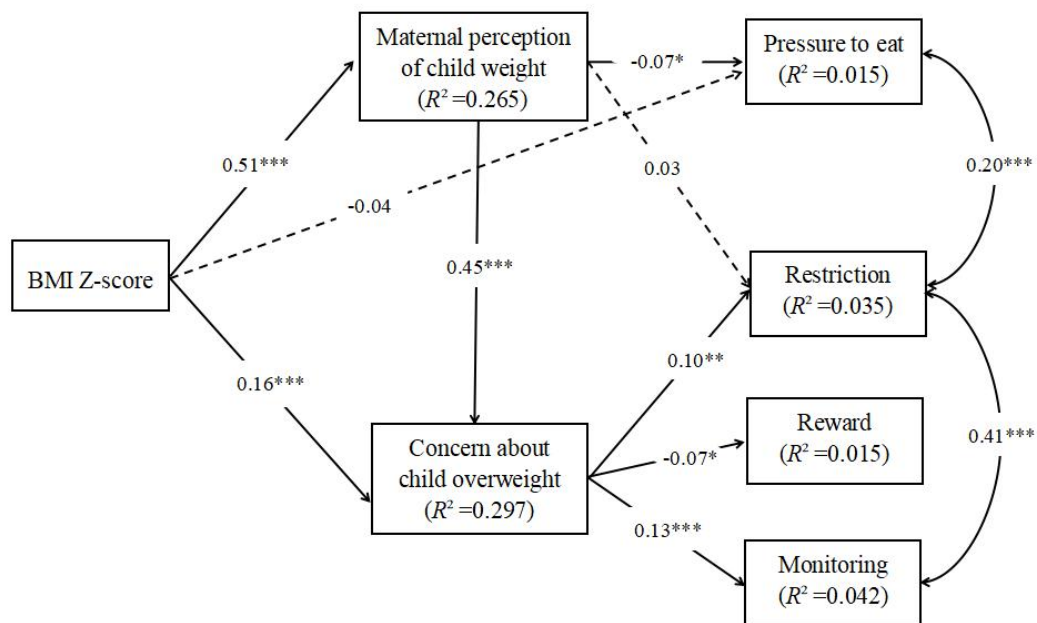
233 3.5. Path analysis

234 Based on the hypothesized model (Figure 1) and the above bivariate correlation analyses, the
235 following variables were included in the initial model: BMI Z-score, weight perception and concern,
236 monitoring, restriction, pressure to eat, food as a reward, child age, maternal age, maternal education
237 level, and annual family income (Figure 2). The structural model revealed a good fit of the data:

238 $\chi^2_{(32)}=86.297$ ($P < 0.001$), GFI = 0.987, CFI = 0.961, RMSEA = 0.046, RMR = 0.035, and AIC =

239 176.297. In the initial model, three direct paths were not significant. We removed the three
 240 non-significant paths respectively to obtain the most parsimonious model. After simplifying the model,
 241 all the remaining statistically significant paths were entered into a final model to assess the relative
 242 importance of the direct and indirect effects of BMI Z-score on maternal feeding practices.

243



244

245

Figure 2. Initial model of the relationships between the study variables

246

247 Notes: Paths were adjusted for child age, maternal age, maternal education level, and annual household
 248 income. Arrows represent directions. Significant paths are shown as solid lines, and non-significant
 249 paths are shown as dashed lines.

250 BMI Z-score: body mass index Z-score; Weight perception: maternal perception of child weight;
 251 Weight concern: maternal concern about child overweight. *** $P < 0.001$; ** $P < 0.01$; * $P < 0.05$.

252

253 The final model is illustrated in Figure 3. It showed a better fit than the initial model, with the

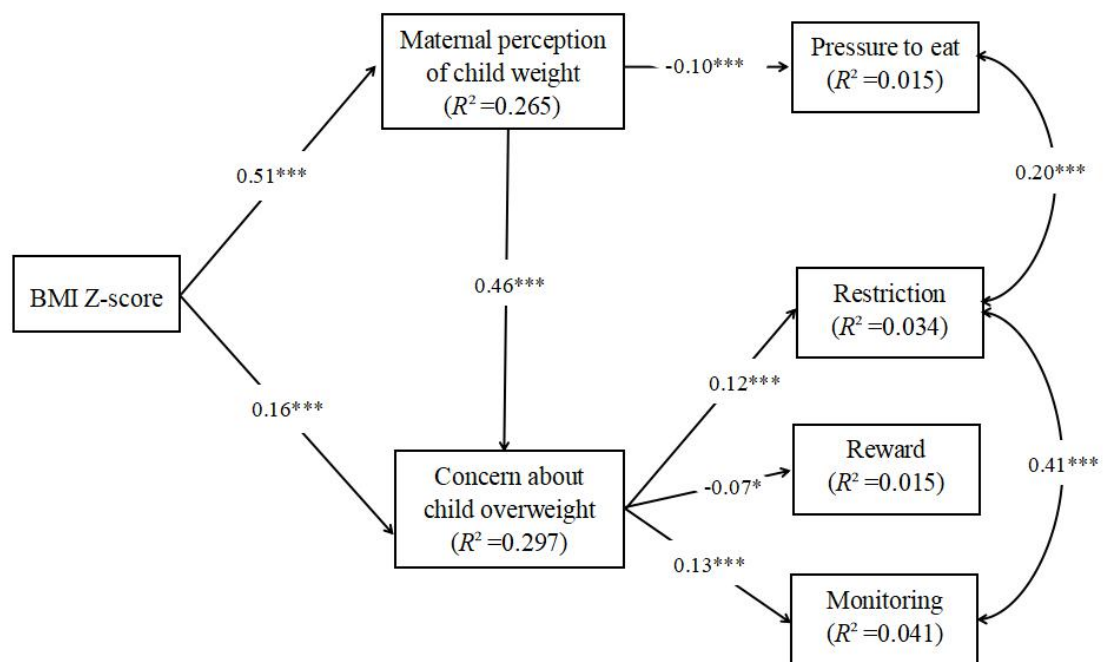
254 following parameters: $\chi^2_{(34)}=89.109$ ($P < 0.001$), GFI = 0.986, CFI = 0.960, RMSEA = 0.038, and

255 RMR = 0.046. The AIC value was lower in the current model (153.109) than in the previous model.

256 The model accounted for 1.5%, 4.1%, 3.4%, and 1.5% of the variance in food as a reward, monitoring,

257 restriction, and pressure to eat, respectively. All the direct paths in the final model were statistically

258 significant. Specifically, weight concern was associated with monitoring (standardized $\beta = 0.13$, $P <$
 259 0.001), restriction (standardized $\beta = 0.12$, $P < 0.001$), and food as a reward (standardized $\beta = -0.07$, $P <$
 260 0.05). The standardized β of the direct path from weight perception to pressure to eat was -0.10 ($P <$
 261 0.001).
 262



263
 264 Figure 3. Final model of the relationships between the study variables

265
 266 Notes: BMI Z-score: body mass index Z-score; Weight perception: maternal perception of child weight;
 267 Weight concern: maternal concern about child overweight. $^{***}P < 0.001$; $^{**}P < 0.01$; $^*P < 0.05$.
 268

269 3.6. Indirect effects of child weight and maternal perception of child weight (weight perception) on
 270 maternal feeding practices

271 The indirect effects of child weight and weight perception on maternal feeding practices are
 272 presented in Table 5. When all the variables were included in the model, both paths through a single
 273 mediation (indirect effects 1-4 in Table 5) and a serial mediation (indirect effects 5-7 in Table 5) were
 274 statistically significant. The total indirect impact on maternal feeding practices was also statistically

275 significant ($P < 0.05$). The mediation of weight concern (i.e., M2 in Table 5) between weight
 276 perception (i.e., M1 in Table 5) and food as a reward, restriction, and monitoring (i.e., Y1, Y2, and Y3
 277 in Table 5) was also statistically significant.

278

279 Table 5. Indirect effects of child weight and weight perception on maternal feeding practices

Effect	β	Boot SE	Bootstrapping 95% Confidence Interval		Z
			Lower	Upper	
Indirect 1: X→M1→Y4	-0.034	0.010	-0.055	-0.014	3.4**
Indirect 2: M1→M2→Y1	-0.033	0.016	-0.066	-0.002	2.06*
Indirect 3: M1→M2→Y2	0.044	0.011	0.022	0.067	4***
Indirect 4: M1→M2→Y3	0.069	0.015	0.040	0.100	4.6***
Indirect 5: X→M1→M2→Y1	-0.017	0.008	-0.034	-0.001	2.125*
Indirect 6: X→M1→M2→Y2	0.022	0.006	0.011	0.034	3.67***
Indirect 7: X→M1→M2→Y3	0.035	0.008	0.020	0.052	4.375***

280 Notes: N = 1106. Number of bootstrap samples for bias-corrected bootstrap confidence intervals:
 281 10000. X = BMI Z-score, M1 = Weight perception, M2 = Weight concern, Y1 = Reward, Y2 =
 282 Restriction, Y3 = Monitoring, Y4 = Pressure to eat; SE, standard error; * $P < 0.05$, ** $P < 0.01$, *** P
 283 < 0.001 .

284

285 4. Discussion

286 In this study, we examined the mediating roles of maternal perception of child weight and concern
 287 about overweight on the association between child weight and non-responsive feeding practices. The
 288 results from the SEM largely supported our hypotheses.

289 In this study, although the child BMI Z-score was significantly related to pressure to eat in the
 290 bivariate analysis, it was not a direct predictor in the SEM. Based on the bootstrapping results, child
 291 BMI Z-score influenced mothers' feeding practices via three paths: two full single mediating effects of
 292 weight perception and concern and a serial multiple mediating effects of weight perception and concern.
 293 Specifically, the relationship between child BMI Z-score and pressure to eat was fully mediated by

294 weight perception. This finding suggested that mothers of children with higher BMI Z-scores were
295 more likely than those of children with lower BMI Z-scores to perceive their children as having a high
296 weight, which in turn decreased the likelihood of them forcing their children to eat. Additionally,
297 weight concern fully mediated the associations between child BMI Z-score and maternal restriction,
298 monitoring, and use of food as a reward. In this case, mothers whose children were overweight or
299 obese were more likely than those whose children were normal or underweight to report concerns and
300 monitor or restrict their children's intake rather than reward them for eating. In addition, mothers of
301 children with higher BMI Z-scores were more likely to perceive their children as having a high weight
302 status and express concern about their children being overweight or obese, which ultimately affected
303 their feeding practices, such as restricting the consumption of unhealthy food.

304 Previous studies have assessed the correlations between caregivers' feeding practices and
305 weight-related variables [13,21,24,27]; however, few have explored their interrelationships. A
306 population-based cohort study showed that mothers' concerns about their children's weight mediated
307 the relationship between child BMI Z-score at 4 years and restrictive feeding at 10 years [43]. Our
308 findings are consistent with previous evidence [21,22,31] and in accordance with Costanzo and
309 Woody's suggestion [44] that parents should use controlled feeding practices when they are concerned
310 about their child's weight. Therefore, although the results of this study supported our hypotheses, the
311 mediating effect of weight perception and concern warrants further investigation.

312 In the current study, maternal perception of child weight was a mediator of child BMI and
313 maternal feeding practices. This finding emphasizes the importance of accurate perception of child
314 weight. Only when mothers recognize their preschool children's weight problems do they implement
315 effective feeding practices to control their children's weight. In this study, we found a high percentage

316 of misperception of child weight, with mothers tending to underestimate their children's weight. The
317 results are consistent with recent findings [45,46]. The inability to accurately identify child
318 overweight/obesity is problematic given that substantial evidence suggests that weight perception is
319 critical in motivating health-related behavioral changes [47-49]. Thus, mothers who consider their
320 overweight/obese children as normal weight or even underweight might not be concerned about their
321 children being overweight or obese and therefore adopt inappropriate feeding practices, such as forcing
322 children to eat more. This practice may further influence a child's development and growth, especially
323 their weight.

324 Although our model showed a good fit of the data, the variance in feeding practices accounted for
325 by the predictors was relatively low. The low variance was in line with other studies [21,31]. For
326 instance, Gregory et al. [21] found that maternal concern about child overweight was a significant
327 predictor, explaining an additional 2% of the variance in restriction, while food responsiveness
328 explained 7%. It is likely that weight perception and concern were not major contributing factors of
329 maternal feeding practices. Another possible explanation is that important factors related to maternal
330 feeding practices might have been missed [50]. Compared to mothers recruited in other studies
331 [17,25,31], mothers in our study showed a relatively low level of weight concern. Additionally, the
332 correlations between weight concern and maternal feeding practices were weak. These findings
333 indicate that mothers in our study might have used specific feeding practices to address their concerns
334 about their children's undereating habits and underweight [13,21,51]. For instance, it has been
335 indicated that maternal use of pressure to eat is independently associated with maternal concern about
336 their child eating too little [13,51]. Similarly, Gregory et al. [21] found that maternal concern about
337 child underweight was the strongest independent predictor of pressure to eat, contributing to 15% of

338 the variance. In contrast, mothers tend to consider a relatively high child weight as an indicator of good
339 health, especially in China [52-54]. They thus may be less concerned about child overweight than
340 mothers in other countries. Moreover, monitoring or restricting unhealthy food intake may be
341 associated with maternal concern about pediatric health problems, resulting in a decreased/lack of
342 appetite or chronic diseases, such as obesity [49,55,56].

343 To the best of our knowledge, this study was among the first to examine the structural
344 relationships between child weight, mothers' weight perception and weight concern, and
345 non-responsive feeding practices. The significant paths and well-fitted model provided further
346 empirical support for the hypothetical model. However, this study has limited generalizability because
347 of the sampling method used (e.g., a convenience sampling of only mothers). Although the prevalence
348 of overweight or obese children in our study was similar to that in a large-scale study conducted in
349 Shanghai, China [57], random samples from multiple sites are needed in the future. Another limitation
350 was the correlational design, which precluded us from making causal inferences. Additionally,
351 self-reported information may be subject to recall bias. Finally, we focused on only non-responsive
352 feeding practices, whereas other positive approaches of feeding (e.g., rules, limits, and modeling) were
353 not assessed. Thus, longitudinal studies using comprehensive questionnaires are needed to confirm
354 findings from this study.

355 **5. Conclusion**

356 In conclusion, maternal perception of child weight and concern about overweight rather than
357 actual child weight may be related to mothers' feeding practices. Mothers' perception of their
358 children's weight not only influenced their non-responsive feeding practices directly but also had an
359 indirect effect via concern about child overweight. Thus, non-responsive feeding practices associated

360 with childhood obesity should first address maternal perception of child weight. Managing concern
361 about child overweight may be a potential intervention. Future studies should focus on correcting
362 caregivers' misperception about child weight. Interventions designed to improve caregivers' accurate
363 assessments of child weight are needed so that they can adopt appropriate feeding practices, thereby
364 optimizing child health.

365 **Acknowledgements**

366 We would like to thank all of the child healthcare workers at Jinyang Community Health Service
367 Center for their help with data collection.

368 **Author contributions**

369 Data collection: X.C., Y.C., L.Z., and D.Z.; Formal analysis: J.W.; Investigation: X.C., Y.C., L.Z.,
370 and D.Z.; Methodology: D.Z., and Y.C.; Project administration: D.Z.; Resources: D.Z.; Software: J.W.;
371 Supervision: D.Z., S.M. and Y.C.; Visualization: J.W.; Writing – original draft: D. Z, J.W., and Y.C.;
372 and Writing – review and editing: J.W., X.C., B.Z., D.Z., S.M., and Y.C.

373 **Funding**

374 D.Z. and J.W.'s work was supported by a grant from the National Social Science Foundation of
375 China (No.: 19BSH070). The funding body was not involved in the design of the study, data collection
376 or analysis, interpretation of the results, or writing of the manuscript.

377 **Compliance with ethical standards**

378 **Ethical approval**

379 Ethical approval was obtained from the Research Ethics Committee of Shanghai Jiao Tong
380 University. Written informed consent was obtained from the mothers.

381 **Conflicts of interest**

382 The authors declare no conflicts of interest.

383 **Consent for publication**

384 All caregivers understood and agreed that their information could be published in any journal. The
385 authors declare that there is no conflict of interest regarding the publication of this article.

386

387 **Reference**

- 388 1. Boots, S. B., Tiggemann, M., & Corsini, N. (2018). "That's enough now!": A prospective study of the
389 effects of maternal control on children's snack intake. *Appetite*, 126, 1-7. doi:
390 10.1016/j.appet.2018.03.008
- 391 2. Ventura, A. K., & Birch, L. L. (2008). Does parenting affect children's eating and weight status?
392 *International Journal of Behavioral Nutrition and Physical Activity*, 5, 15. doi: 10.1186/1479-5868-5-15
- 393 3. Jansen, E., Williams, K. E., Mallan, K. M., Nicholson, J. M., & Daniels, L. A. (2018). Bidirectional
394 associations between mothers' feeding practices and child eating behaviours. *International Journal of*
395 *Behavioral Nutrition and Physical Activity*, 15(1), 3. doi: 10.1186/s12966-018-0644-x
- 396 4. Savage, J. S., Rollins, B. Y., Kugler, K. C., Birch, L. L., & Marini, M. E. (2017). Development of a
397 theory-based questionnaire to assess structure and control in parent feeding (SCPF). *International*
398 *journal of behavioral nutrition and physical activity*, 14(1), 9. doi: 10.1186/s12966-017-0466-2
- 399 5. Shi, C., Li, N., Dong, J., Wang, L., Li, X., Ji, C., Wang, X., Chi, X., Guo, X., Tong, M., & Zhang, M.
400 (2017). Association between maternal nonresponsive feeding practice and child's eating behavior and
401 weight status: children aged 1 to 6 years. *European journal of pediatrics*, 176(12), 1603-1612. doi:
402 10.1007/s00431-017-3007-8
- 403 6. Heller, R. L., & Mobley, A. R. (2019). Instruments assessing parental responsive feeding in children
404 ages birth to 5 years: A systematic review. *Appetite*, 138, 23-51. doi: 10.1016/j.appet.2019.03.006
- 405 7. Zhang, X., & Benton, L. (2019). The Association of Acculturation and Complementary Infant and
406 Young Child Feeding Practices Among New Chinese Immigrant Mothers in England: A Mixed
407 Methods Study. *International journal of environmental research and public health*, 16(18), 3282. doi:
408 10.3390/ijerph16183282

- 409 8. Zhou, N., Cheah, C. S. L., Van Hook, J., Thompson, D. A., & Jones, S. S. (2015). A cultural
410 understanding of Chinese immigrant mothers' feeding practices. *Appetite*, 87,
411 160-167. doi: 10.1016/j.appet.2014.12.215
- 412 9. Harris, H., Mallan, K. M., Nambiar, S., & Daniels, L. A. (2014). The relationship between
413 controlling feeding practices and boys' and girls' eating in the absence of hunger. *Eating behaviors*,
414 15(4),519-522. doi: 10.1016/j.eatbeh.2014.07.003
- 415 10. Rollins, B. Y., Loken, E., Savage, J. S., & Birch, L. L. (2014). Maternal controlling feeding
416 practices and girls' inhibitory control interact to predict changes in BMI and eating in the absence of
417 hunger from 5 to 7 y. *The American journal of clinical nutrition*, 99(2), 249-257. doi:
418 10.3945/ajcn.113.063545
- 419 11. Shloim, N., Edelson, L. R., Martin, N., & Hetherington, M. M. (2015). Parenting Styles, Feeding
420 Styles, Feeding Practices, and Weight Status in 4-12 Year-Old Children: A Systematic Review of the
421 Literature. *Frontiers in psychology*, 6, 1849. doi: 10.3389/fpsyg.2015.01849
- 422 12. Stang, J., & Loth, K. A. (2011). Parenting style and child feeding practices: potential mitigating
423 factors in the etiology of childhood obesity. *Journal of the American Dietetic Association*, 111(9),
424 1301-1305. doi: 10.1016/j.jada.2011.06.010
- 425 13. de Souza Rezende, P., Bellotto de Moraes, D. E., Mais, L. A., Warkentin, S., & Augusto de Aguiar
426 Carrazedo Taddei, J. (2019). Maternal pressure to eat: Associations with maternal and child
427 characteristics among 2-to 8-year-olds in Brazil. *Appetite*, 133, 40-46. doi:
428 10.1016/j.appet.2018.10.014
- 429 14. Lo, K., Cheung, C., Lee, A., Keung, V., & Tam, W. (2016). Associated Demographic Factors of
430 Instrumental and Emotional Feeding in Parents of Hong Kong Children. *Journal of the Academy*

- 431 of Nutrition and Dietetics, 116(12), 1925-1931. doi: 10.1016/j.jand.2016.06.006
- 432 15. Powers, S. W., Chamberlin, L. A., van Schaick, K. B., Sherman, S. N., & Whitaker, R. C. (2006).
433 Maternal feeding strategies, child eating behaviors, and child BMI in low-income African-American
434 preschoolers. *Obesity (Silver Spring)*, 14(11), 2026-2033. doi: 10.1038/oby.2006.237
- 435 16. Russell, C. G., Haszard, J. J., Taylor, R. W., Heath, A.-L. M., Taylor, B., & Campbell, K. J. (2018).
436 Parental feeding practices associated with children's eating and weight: What are parents of toddlers
437 and preschool children doing? *Appetite*, 128, 120-128. doi: 10.1016/j.appet.2018.05.145
- 438 17. Warkentin, S., Mais, L. A., Latorre, M. d. R. D. d. O., Carnell, S., & de Aguiar CarrazedoTaddei, J.
439 A. (2018). Relationships between parent feeding behaviors and parent and child characteristics in
440 Brazilian preschoolers: a cross-sectional study. *BMC Public Health*, 18(1), 704-704. doi:
441 10.1186/s12889-018-5593-4
- 442 18. Eichler, J., Schmidt, R., Poulain, T., Hiemisch, A., Kiess, W., & Hilbert, A. (2019). Stability,
443 Continuity, and Bi-Directional Associations of Parental Feeding Practices and Standardized Child Body
444 Mass Index in Children from 2 to 12 Years of Age. *Nutrients*, 11(8), 1751. doi: 10.3390/nu11081751
- 445 19. Jansen, P. W., Tharner, A., van der Ende, J., Wake, M., Raat, H., Hofman, A., Verhulst F. C., van
446 Ijzendoorn, M. H., Jaddoe, V. W V., & Tiemeier, H. (2014). Feeding practices and child weight: is the
447 association bidirectional in preschool children? *The American journal of clinical nutrition*, 100(5),
448 1329-1336. doi: 10.3945/ajcn.114.088922
- 449 20. Quah, P. L., Ng, J. C., Fries, L. R., Chan, M. J., Aris, I. M., Lee, Y. S., Yap, F., Godfrey, K.
450 M., Chong, Y-S., Shek, L. P., Tan, K. H., Forde, C. G., & Chong, M. F. F. (2019). Longitudinal
451 Analysis Between Maternal Feeding Practices and Body Mass Index (BMI): A Study in Asian
452 Singaporean Preschoolers. *Frontiers in nutrition*, 6, 32-32. doi: 10.3389/fnut.2019.00032

- 453 21. Gregory, J. E., Paxton, S. J., & Brozovic, A. M. (2010). Pressure to eat and restriction are
454 associated with child eating behaviours and maternal concern about child weight, but not child body
455 mass index, in 2- to 4-year-old children. *Appetite*, 54(3), 550-556. doi:
456 <https://doi.org/10.1016/j.appet.2010.02.013>
- 457 22. May, A. L., Donohue, M., Scanlon, K. S., Sherry, B., Dalenius, K., Faulkner, P., & Birch, L. L.
458 (2007). Child-feeding strategies are associated with maternal concern about children becoming
459 overweight, but not children's weight status. *Journal of the American Dietetic Association*, 107(7),
460 1167-1175. doi: 10.1016/j.jada.2007.04.009
- 461 23. Payne, L. O., Galloway, A. T., & Webb, R. M. (2011). Parental use of differential restrictive feeding
462 practices with siblings. *Int J Pediatr Obes*, 6(2-2), e540-e546. doi: 10.3109/17477166.2011.575144
- 463 24. Yilmaz, R., Erkorkmaz, U., Ozcetin, M., & Karaaslan, E. (2013). How does parents' visual
464 perception of their child's weight status affect their feeding style? *Nutrición hospitalaria*, 28(3),
465 741-746. doi: 10.3305/nh.2013.28.3.6358
- 466 25. Freitas, F. R., Moraes, D. E. B., Warkentin, S., Mais, L. A., Ivers, J. F., & Taddei, J. A. A. C. (2019).
467 Maternal restrictive feeding practices for child weight control and associated characteristics. *Jornal de*
468 *pediatria*, 95(2), 201-208. doi: 10.1016/j.jpmed.2017.12.009
- 469 26. Brann, L. S., & Skinner, J. D. (2005). More controlling child-feeding practices are found among
470 parents of boys with an average body mass index compared with parents of boys with a high body mass
471 index. *Journal of the American Dietetic Association*, 105(9), 1411-1416. doi:
472 [10.1016/j.jada.2005.06.005](https://doi.org/10.1016/j.jada.2005.06.005)
- 473 27. Lydecker, J. A., & Grilo, C. M. (2016). The apple of their eye: Attitudinal and behavioral correlates
474 of parents' perceptions of child obesity. *Obesity (Silver Spring)*, 24(5), 1124-1131. doi:

- 475 10.1002/oby.21439
- 476 28. Payas, N., Budd, G. M., & Polansky, M. (2010). Exploring relationships among maternal BMI,
477 family factors, and concern for child's weight. *J Child Adolesc Psychiatr Nurs*, 23(4), 223-230. doi:
478 10.1111/j.1744-6171.2010.00248.x
- 479 29. Gagne, R., & Driscoll, M. (1988). *Essentials of learning for instruction* (2nd ed.). Englewood Cliffs,
480 NJ: Prentice-Hall
- 481 30. Mareno, N. (2014). Parental perception of child weight: a concept analysis. *Journal of advanced*
482 *nursing*, 70(1), 34-45. doi: 10.1111/jan.12143
- 483 31. Webber, L., Hill, C., Cooke, L., Carnell, S., & Wardle, J. (2010). Associations between child weight
484 and maternal feeding styles are mediated by maternal perceptions and concerns. *European journal of*
485 *clinical nutrition*, 64(3), 259-265. doi: 10.1038/ejcn.2009.146
- 486 32. Moreira, I., Severo, M., Oliveira, A., Durão, C., Moreira, P., Barros, H., & Lopes, C. (2016). Social
487 and health behavioural determinants of maternal child-feeding patterns in preschool-aged children.
488 *Maternal & Child Nutrition*, 12(2), 314-325. doi: 10.1111/mcn.12132
- 489 33. Yang, W. Y., Burrows, T., MacDonald-Wicks, L., Williams, L. T., Collins, C. E., & Chee, W. S. S.
490 (2018). Parent-child feeding practices in a developing country: Findings from the Family Diet Study.
491 *Appetite*, 125, 90-97. doi: 10.1016/j.appet.2018.01.037
- 492 34. Kim, & H., K. (2005). The Relation Among Fit Indexes, Power, and Sample Size in Structural
493 Equation Modeling. *Structural Equation Modeling A Multidisciplinary Journal*, 12(3), doi:
494 368-390.10.1207/s15328007sem1203_2
- 495 35. Zhou, B.-F., & Cooperative Meta-Analysis Group of the Working Group on Obesity in, C. (2002).
496 Predictive values of body mass index and waist circumference for risk factors of certain related

- 497 diseases in Chinese adults--study on optimal cut-off points of body mass index and waist circumference
498 in Chinese adults. *Biomedical and environmental sciences : BES*, 15(1), 83-96. PMID: 12046553
- 499 36. de Onis, M., Garza, C., Onyango, A. W., & Rolland-Cachera, M. F. (2009). WHO growth standards
500 for infants and young children. *Archives de pédiatrie*, 16(1), 47-53. doi: 10.1016/j.arcped.2008.10.010
- 501 37. Birch, L. L., Fisher, J. O., Grimm-Thomas, K., Markey, C. N., Sawyer, R., & Johnson, S. L. (2001).
502 Confirmatory factor analysis of the Child Feeding Questionnaire: a measure of parental attitudes,
503 beliefs and practices about child feeding and obesity proneness. *Appetite*, 36(3), 201-210. doi:
504 10.1006/appe.2001.0398
- 505 38. Vaughn, A. E., Ward, D. S., Fisher, J. O., Faith, M. S., Hughes, S. O., Kremers, S. P.,
506 Musher-Eizenman, D. R., O'Connor, T. M., Patrick, H., & Power, T. G. (2016). Fundamental constructs
507 in food parenting practices: a content map to guide future research. *Nutrition reviews*, 74(2), 98-117.
508 doi: 10.1093/nutrit/nuv061
- 509 39. Arlinghaus, K. R., Hernandez, D. C., Eagleton, S. G., Chen, T. A., Power, T. G., & Hughes, S. O.
510 (2019). Exploratory factor analysis of The Comprehensive Feeding Practices Questionnaire (CFPQ) in
511 a low-income hispanic sample of preschool aged children. *Appetite*, 140, 82-90. doi:
512 10.1016/j.appet.2019.04.029
- 513 40. Hu, L. t., & Bentler, P. M. (1999). Cutoff criteria for fit indexes in covariance structure analysis:
514 Conventional criteria versus new alternatives. *Structural Equation Modeling: A Multidisciplinary*
515 *Journal*, 6(1), 1-55. doi: 10.1080/10705519909540118
- 516 41. Byrne, B. (2016). *Structural equation modeling with AMOS: Basic concepts, applications, and*
517 *programming (third edition)*. New York, NY: Taylor and Francis Group
- 518 42. Hayes, A. (2013). *Introduction to mediation, moderation, and conditional process analysis*. *Journal*

- 519 of Educational Measurement, 51(3), 335-337. doi: 10.1111/jedm.12050
- 520 43. Derks, I. P., Tiemeier, H., Sijbrands, E. J., Nicholson, J. M., Voortman, T., Verhulst, F. C., Jaddoe, V.
521 W., & Jansen, P. W. (2017). Testing the direction of effects between child body composition and
522 restrictive feeding practices: results from a population-based cohort. *The American journal of clinical*
523 *nutrition*, 106(3), 783-790. doi: 10.3945/ajcn.117.156448
- 524 44. Costanzo, P. R., & Woody, E. Z. (1985). Domain-Specific Parenting Styles and Their Impact on the
525 Child's Development of Particular Deviance: The Example of Obesity Proneness. *Journal of Social &*
526 *Clinical Psychology*, 3(4), 425-445. doi: 10.1521/jscp.1985.3.4.425
- 527 45. AlHasan, D. M., Breneman, C. B., Lynes, C. L., & Callahan-Myrick, K. (2018). Factors that
528 Influence Parental Misperception of Their Child's Actual Weight Status in South Carolina. *Maternal*
529 *and child health journal*, 22(7), 1077-1084. doi: 10.1007/s10995-018-2491-4
- 530 46. Berggren, S., Roswall, J., Alm, B., Bergman, S., Dahlgren, J., & Almquist-Tangen, G. (2018).
531 Parents with overweight children two and five years of age did not perceive them as weighing too
532 much. *Acta paediatrica*, 107(6), 1060-1064. doi: 10.1111/apa.14174
- 533 47. Almoosawi, S., Jones, A. R., Parkinson, K. N., Pearce, M. S., Collins, H., & Adamson, A. J. (2016).
534 Parental Perception of Weight Status: Influence on Children's Diet in the Gateshead Millennium Study.
535 *PLoS One*, 11(2), e0144931. doi: 10.1371/journal.pone.0144931
- 536 48. Daddario, D. K. (2007). A review of the use of the health belief model for weight management.
537 *Medsurg Nursing*, 16(6), 363-366. PMID: 18390255
- 538 49. Rhee, K. E., De Lago, C. W., Arscott-Mills, T., Mehta, S. D., & Davis, R. K. (2005). Factors
539 associated with parental readiness to make changes for overweight children. *Pediatrics*, 116(1),
540 e94-e101. doi: 10.1542/peds.2004-2479

- 541 50. Miller, A. L., Miller, S. E., & Clark, K. M. (2018). Child, Caregiver, Family, and Social-Contextual
542 Factors to Consider when Implementing Parent-Focused Child Feeding Interventions. *Current nutrition*
543 *reports*, 7(4), 303-309. doi: 10.1007/s13668-018-0255-9
- 544 51. Haines, J., Downing, K. L., Tang, L., Campbell, K. J., & Hesketh, K. D. (2018). Associations
545 between maternal concern about child's weight and related behaviours and maternal weight-related
546 parenting practices: a cross-sectional study. *International Journal of Behavioral Nutrition and Physical*
547 *Activity*, 15(1), 104-104. doi: 10.1186/s12966-018-0738-5
- 548 52. Gupta, N., Goel, K., Shah, P., & Misra, A. (2012). Childhood obesity in developing countries:
549 epidemiology, determinants, and prevention. *Endocrine Reviews*, 33(1), 48-70. doi:
550 10.1210/er.2010-0028
- 551 53. Hossain, M. S., Siddiquee, M. H., Ferdous, S., Faruki, M., Jahan, R., Shahik, S. M., Raheem, E., &
552 Okely, A. D. (2019). Is Childhood Overweight/Obesity Perceived as a Health Problem by Mothers of
553 Preschool Aged Children in Bangladesh? A Community Level Cross-Sectional Study. *International*
554 *journal of environmental research and public health*, 16(2), 202. doi: 10.3390/ijerph16020202
- 555 54. Jiang, J., Rosenqvist, U., Wang, H., Greiner, T., Lian, G., & Sarkadi, A.(2007).Influence of
556 grandparents on eating behaviors of young children in Chinese three-generation families. *Appetite*,
557 48(3), 377-383. doi: 10.1016/j.appet.2006.10.004
- 558 55. Gibson, E. L., Wardle, J., & Watts, C. J. (1998). Fruit and vegetable consumption, nutritional
559 knowledge and beliefs in mothers and children. *Appetite*, 31(2), 205-228. doi: 10.1006/appe.1998.0180
- 560 56. Lee, W. S., Tee, C. W., Tan, A. G., Wong, S. Y., Chew, K. S., Cheang, H. K., Lim, T., Lum, L. C.,
561 Aw, M. M. (2019). Parental concern of feeding difficulty predicts poor growth status in their child.
562 *Pediatrics and neonatology*, 60(6), 676-683. doi: 10.1016/j.pedneo.2019.04.004

563 57. Chen, C., Jin, Z., Yang, Y., Jiang, F., Huang, H., & Liu, S. (2019). Association of low birth weight
564 with thinness and severe obesity in children aged 3-12 years: a large-scale population-based
565 cross-sectional study in Shanghai, China. *BMJ open*, 9(5), e028738. doi:
566 10.1136/bmjopen-2018-028738