

1 School-based screening and treatment may reduce *P. falciparum* transmission

2 Lauren M. Cohee*[†], Clarissa Valim[†], Jenna E. Coalson[#], Andrew Nyambalo, Moses
3 Chilombe, Andrew Ngwira, Andy Bauleni, Karl B. Seydel, Mark L. Wilson, Terrie E. Taylor,
4 Don P. Mathanga, Miriam K. Laufer

5
6 Center for Vaccine Development and Global Health, University of Maryland School of
7 Medicine, Baltimore, MD, USA (LM Cohee MD, Prof MK Laufer MD); Department of
8 Global Health, Boston University School of Public Health, Boston, MA, USA (C Valim
9 DSc); Department of Epidemiology, School of Public Health, University of Michigan, Ann
10 Arbor, MI, USA (JE Coalson PhD, ML Wilson ScD); Blantyre Malaria Project, University of
11 Malawi College of Medicine, Blantyre, Malawi (A Nyambalo, KB Seydel MD, Prof TE
12 Taylor DO), Malaria Alert Center, University of Malawi College of Medicine, Blantyre,
13 Malawi (M Chilombe, A Ngwira, A Bauleni, Prof DP Mathanga MBBS), College of
14 Osteopathic Medicine, Michigan State University, East Lansing, MI, USA (KB Seydel MD,
15 Prof TE Taylor DO)

16 [#]Current address: Eck Institute for Global Health, University of Notre Dame, Notre Dame,
17 IN, USA

18 [†] These authors contributed equally to this work

19

20 ***Correspondence to:**

21 Dr. Lauren M Cohee
22 Center for Vaccine Development and Global Health
23 University of Maryland School of Medicine
24 Baltimore, MD 21201 USA
25 lcohee@som.umaryland.edu
26 919-699-1592

27 **Abstract**

28 In areas where malaria remains entrenched, novel transmission-reducing interventions are
29 essential for malaria elimination. We report the impact of screening-and-treatment of
30 asymptomatic schoolchildren (N=705) on gametocyte - the parasite stage responsible for
31 human-to-mosquito transmission - carriage and use concomitant household-based surveys to
32 predict the potential reduction in transmission in the surrounding community. Among 179
33 students with gametocyte-containing infections, 84% had positive malaria rapid diagnostic
34 tests. While gametocyte burden remained constant in untreated children, treatment with
35 artemether-lumefantrine reduced the gametocyte prevalence ($p<0.0001$) from 51.8% to 9.7%
36 and geometric mean gametocyte density ($p=0.008$) from 0.52 to 0.05 gametocytes/microliter.
37 Based on these estimates, the gametocyte burden in the community could be reduced by 25-
38 55% depending on the season and the measure used to characterize gametocyte carriage.
39 Thus, school-based interventions to treat asymptomatic infections may be a high-yield
40 approach to not only improve the health and education of schoolchildren, but also decrease
41 malaria transmission.

42 **Introduction**

43 In the last two decades, many regions have made substantial progress toward elimination of
44 malaria. Recently, however, progress has stalled and malaria remains entrenched in some
45 highly endemic areas like Malawi.¹ In these areas, current interventions (e.g., vector control,
46 universal access to effective testing and treatment, and preventive treatment of high risk
47 populations²) may not adequately interrupt human-to-mosquito *Plasmodium falciparum*
48 transmission. Sub-clinical infections in individuals at lower risk of disease often remain
49 untreated, creating a silent reservoir that may perpetuate transmission.³ To achieve malaria
50 elimination, interventions must not only prevent and treat disease but also decrease parasite
51 transmission.⁴

52

53 School-age children bear an under-appreciated burden of *P. falciparum* infection and may be
54 a key transmission reservoir.⁵ School-age children frequently have higher prevalence of
55 infection than younger children and adults⁶⁻¹⁰ and their infections more often contain
56 gametocytes, the parasite stage required for human-to-mosquito transmission.^{8,11} When
57 bitten, infected school-age children and young children are similarly infectious to
58 mosquitoes.¹² However, school-age children have larger body surface area and less bed net
59 use, increasing availability for bites.¹³⁻¹⁶ Together these factors suggest school-age children
60 are dominant sources of human-to-mosquito *P. falciparum* transmission.¹⁶⁻¹⁸ Indeed,
61 expanding community-based seasonal malaria chemoprevention from only young children to
62 include school-age children was associated with a 20% decrease in clinical malaria in older
63 community members who did not receive the intervention.¹⁹

64

65 With rising school enrollments across the malaria-endemic world, malaria interventions could
66 leverage existing school infrastructure. Treatment options include “intermittent preventive

67 treatment” where all students regularly receive antimalarial drugs for parasite clearance and
68 transient prophylaxis, and “screening-and-treatment” where asymptomatic students are
69 screened and only those testing positive receive treatment. Preventive treatment directly
70 decreases infection and gametocyte prevalence, clinical disease, and anemia among
71 students^{20,21}, but potential indirect effects on the surrounding community have not been
72 established. While dynamic modeling data suggests the utility of this intervention, only one
73 study has reported the impact of school-based preventive treatment on community-level
74 infection, finding a small but significant decrease in community infection prevalence
75 surrounding intervention schools despite low intervention coverage.^{22,23}

76

77 We conducted a school-based screen-and-treat cohort study in Malawi concurrent with
78 household-based cross-sectional surveys. Primary school students in four schools were
79 screened for infection using a rapid diagnostic test (RDT). If positive, students were treated
80 with artemether-lumefantrine. Subsequent gametocyte carriage in treated and untreated
81 students was assessed after one, two, and six weeks. Using the age distribution of gametocyte
82 containing infections in the communities surrounding the school, we estimated the potential
83 reduction in prevalence of gametocyte-containing infections and gametocyte density in the
84 community following screening-and-treatment of schoolchildren. If school-based preventive
85 treatment substantially reduces gametocyte burden in the community, this intervention could
86 both improve the health of schoolchildren and contribute more broadly to malaria
87 elimination.

88

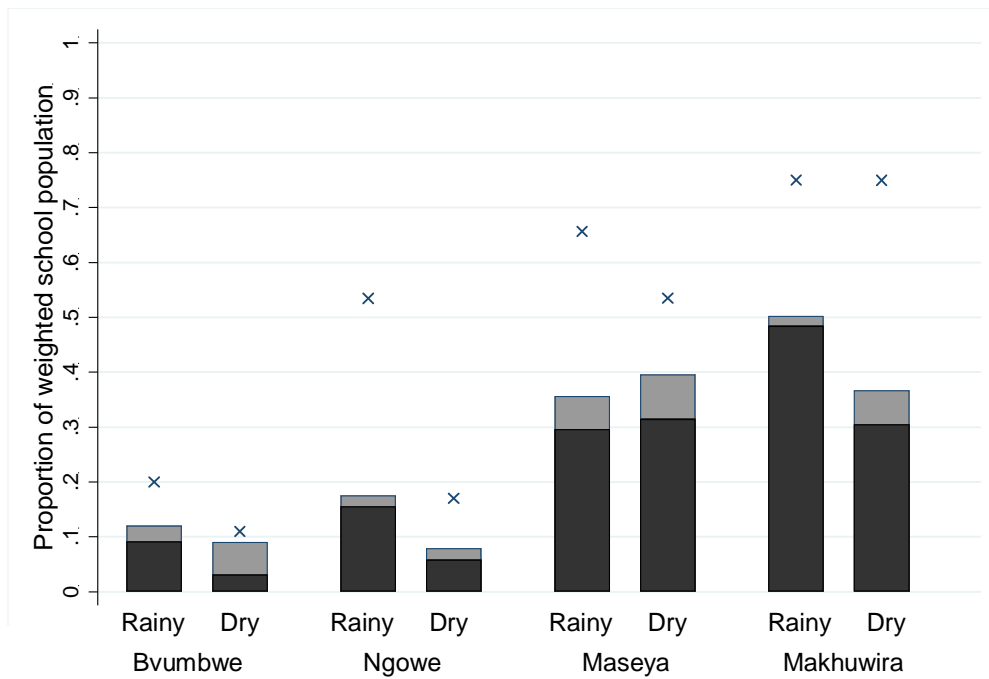
89 **Results**

90 We enrolled 786 students in school-based cohorts: 405 in the rainy season and 381 in the dry
91 season. Complete follow-up was obtained for 616 students (78% of enrolled students)

92 (Supplemental Figure S1). Among the 705 students with baseline data, the mean age was
93 10.4 years, 51% were female, and 47% reported sleeping under a net the previous night. The
94 weighted prevalence of RDT-positivity among students at baseline was 42%. An additional
95 8% of students had infection detected by only PCR. The distribution of infection prevalence
96 varied by school and season (Figure 1).

97 **Figure 1: Baseline *P. falciparum* infection prevalence (×) and proportion of students**
98 **with gametocyte-containing infections detected (black bar) and not detected (grey bar)**
99 **by rapid diagnostic test in school-based cohorts.**

100



101
102
103
104
105
106
107

108 **Determinants of gametocyte burden in school-based cohorts at baseline**

109 Overall, at baseline, 28% of students had gametocyte-containing infections (8-50% across
 110 schools and seasons; Figure 1). To disentangle predictors of having an infection containing
 111 gametocytes from those of simply having any infection, we evaluated predictors among only
 112 students with *P. falciparum* infection. Among the 253 students with *P. falciparum* infection
 113 by PCR at baseline, 70% contained gametocytes. Infections were more likely to contain
 114 gametocytes in the rainy season and in younger students, although the age association was
 115 not statistically significant (Table 1). Associations were comparable in multivariable models
 116 with or without non-significant variables.

Table 1: Baseline prevalence and predictors of infections containing gametocytes among students with *P. falciparum* infections in the school-based cohort

Predictor	N PCR positive	Weighted proportion containing gametocytes	Bivariate association*		Multivariable association*	
			OR [95% CI]	p-value	OR [95% CI]	p-value
Site/school ^a						
Bvumbwe	21	0.89	Ref.	0.19	Ref.	0.40
Ngowe	35	0.72	0.30 [0.05-1.8]		0.35 [0.05-2.4]	
Maseya	93	0.76	0.37 [0.07-2.0]		0.44 [0.07-2.7]	
Makhuwira	104	0.64	0.21 [0.04-1.1]		0.28 [0.05-1.6]	
Season						
Dry	123	0.63	Ref.	0.07	Ref	0.040
Rainy	130	0.77	1.9 [0.95-3.6]		2.0 [1.0-4.0]	
Age	253	--- ^b	0.90 [0.79-1.0]	0.10	0.89 [0.78-1.0]	0.08
Sex						
Male	129	0.71	Ref.	0.70		
Female	124	0.69	0.88 [0.46-1.7]			
Hemoglobin						
Not anemic	197	0.67	Ref.	0.16		
Anemic ^c	55	0.77	1.8 [0.79-4.1]			
Fever status ^d						
Afebrile	109	0.72	Ref.	0.88		
Febrile	144	0.68	0.95 [0.48-1.9]			
Recent treatment ^e						
Not treated	238	0.70	Ref.	0.99		
Treated	13	0.70	0.99 [0.20-4.9]			
Slept under a ITN ^f						
No	151	0.68	Ref.	0.58		
Yes	97	0.72	1.2 [0.61-2.4]			

* Obtained in a survey weighted logistic regression that analyzed the variables shown in the table

ITN = insecticide treated net; OR = Odds Ratio; CI = Confidence Interval

^a Univariate association for school, all other associations include school. Prevalence setting: Bvumbwe-low, seasonal; Ngowe-moderate, seasonal; Maseya-high; Makhuwira-high.

^b Mean age of students with infections containing gametocytes was 10.9 years compared to 11.6 years among those whose infections did not contain gametocytes.

^c Hemoglobin <11.0 g/dL; 1 missing observation

^d Measured temperature ≥37.5°C at visit or reported in the last two weeks

^o Reported in the last two weeks; 2 missing observations

^f 5 missing observations

117

118 The crude weighted geometric mean gametocyte density among those with gametocytes was
 119 0.34 gametocytes/ μ l (95% CI: 0.19-0.60 gametocytes/ μ l; range 0.002-661 gametocytes/ μ l).
 120 Gametocyte density was higher in the rainy season and decreased with age (Table 2). Overall,
 121 5.3% of students had high-density infections (≥ 10 gametocytes/ μ l, associated with increased
 122 likelihood of transmission²⁴) at baseline. Among students with gametocyte-containing
 123 infections, 19% had high density infections. In addition to season and age, odds of high
 124 density gametocyte infection were significantly higher in children with fever and in the
 125 lowest prevalence school (Bvumbwe; Supplemental Table S3).

Table 2: Predictors of baseline gametocyte density among infections containing gametocytes in the school cohort

Predictor	N gametocyte positive	Bivariate associations*		Multivariable associations*	
		% Difference** [95% CI]	p-value	% Difference [95% CI]	p-value
Site/school ^a					
Bvumbwe	19	Ref.	0.36	Ref.	0.20
Ngowe	24	-39 [-93 to 470]		-50 [-89 to 123]	
Maseya	71	-63 [-95 to 170]		-37 [-81 to 108]	
Makhuwira	65	-79 [-97 to 70]		-70 [-91 to 1]	
Season					
Dry	77	Ref.	<0.001	Ref.	<0.001
Rainy	102	4740 [2210 to 10040]		5186 [2447 to 10870]	
Age (per year increase)	179	-12 [-29 to 10]	0.25	-18 [-30 to -3]	0.02
Sex					
Male	92	Ref.	0.12		
Female	87	150 [-20 to 710]			
Hemoglobin					
Not anemic	137	Ref.	0.42		
Anemic ^b	41	80 [-58 to 670]			
Fever status ^c					
Afebrile	78	Ref.	0.13		
Febrile	101	120 [-20 to 510]			
Recent treatment ^d					
Not treated	168	Ref.	0.21		
Treated	10	340 [-56 to 4240]			
Slept under ITN ^e					
No	102	Ref.	0.30		
Yes	73	90 [-43 to 510]			

* Obtained in a survey weighted (weights calculated by school*standard) linear regression with logarithm transformed gametocyte density as an outcome, and analyzing the variables shown in the table

**Percent difference in gametocyte density from reference category is calculated as: $[\exp(\text{coeff}) - 1] \times 100$.

ITN = insecticide treated net; OR = Odds Ratio; CI = Confidence Interval

^a Univariate association for school, all bivariate include adjustment for school.

^b Hemoglobin <11.0g/dL; 1 missing observation

^c Measured temperature $\geq 37.5^{\circ}\text{C}$ at baseline visit or reported in the last two weeks

^d Reported in the last two weeks; 1 missing observations

^e 4 missing observations

126

127 Gametocyte-containing infections missed by RDT screening

128 A key factor in the success of screen-and-treat interventions is the screening test sensitivity
 129 for detecting infections of interest, i.e., gametocyte-containing infections for transmission
 130 reduction. Sixteen percent of all students gametocyte-containing infections and 9% with
 131 high-density gametocyte-containing infections were RDT-negative and thus not treated.
 132 RDTs were less likely to detect gametocyte-containing infections at lower densities (Table 3).
 133 After adjusting for density, RDTs also missed gametocyte-containing infections more often
 134 in the lowest prevalence school (Bvumbwe) than other schools (OR for failure 6.6, 95%
 135 CI:1.9-24, $p=0.004$).

Table 3: Characteristics of gametocyte containing infections missed (not detected) by RDT screening at baseline

Predictor	N gametocyte positive	Weighted proportion <u>not</u> detected by RDT	Bivariate association*		Multivariable association*	
			OR [95% CI]	p-value	OR [95% CI]	p-value
Site/school ^a						
Bvumbwe	19	0.40	Ref.	0.061	Ref. ^g	0.01
Ngowe	25	0.17	0.31 [0.07-1.4]		0.21 [0.04-1.2]	
Maseya	71	0.19	0.34 [0.10-1.2]		0.25 [0.06-1.0]	
Makhuwira	65	0.10	0.16 [0.04-0.60]		0.09 [0.02-0.38]	
Season						
Rainy	103	0.11	Ref.			
Dry	77	0.23	2.8 [1.2-6.8]	0.02		
Age (per year increase)	180	--- ^b	1.1 [0.96-1.3]	0.13		
Gametocyte density (log ₁₀)	180	--- ^c	0.76 [0.64-0.90]	0.002	0.76 [0.64-0.90]	0.002
Sex						
Male	92	0.13	Ref.	0.24		
Female	88	0.20	1.6 [0.72-3.7]			
Hemoglobin						
Not anemic	138	0.17	Ref.	0.83		
Anemic ^d	41	0.13	0.89 [0.30-2.6]			
Fever status ^e						
Afebrile	78	0.21	Ref.	0.39		
Febrile	102	0.13	0.70 [0.31-1.6]			
Recent treatment ^f						
Not treated	169	0.17	Ref.	0.39		
Treated	10	0.07	0.40 [0.05-3.4]			
Slept under ITN ^h						
No	102	0.13	Ref.	0.41		
Yes	74	0.18	1.4 [0.60-3.5]			

* Obtained in a survey weighted logistic regression of gametocyte-containing infections with the outcome of RDT negativity. All analyzed variables are

shown in the table.

ITN = insecticide treated net; OR = Odds Ratio; CI = Confidence Interval

^a Univariate association for school, all other associations include school. Prevalence setting: Bvumbwe-low, seasonal; Ngowe-moderate, seasonal; Maseya-high; Makhuwira-high.

^b Mean age of students with gametocyte containing infections not detected by RDT was 11.5 compared to 10.8 years for students with gametocyte containing infections detected by RDT.

^c Among students with gametocyte-containing infections not detected by RDT, the mean log gametocyte density was -2.417 compared to a mean log gametocyte density of -0.825 among students with gametocyte-containing infections detected by RDT.

^d Hemoglobin <11.0 g/dL; 1 missing observation

^e Measured temperature $\geq 37.5^{\circ}\text{C}$ at baseline visit or reported in the last two weeks

^f Reported in the last two weeks; 1 missing observation

^g Adjusted OR for Bvumbwe compared to all other schools in the multivariable model is 6.6 [95%CI: 1.9-24], $p=0.004$

^h 4 missing observations

136

137 **Impact of screen-and-treat intervention on gametocyte prevalence and density in the**
138 **school-based cohort**

139 As hypothesized, treatment decreased gametocyte prevalence and density among students
140 during follow-up. Comparing gametocyte prevalence among all students from baseline to six
141 weeks after the intervention there was a reduction from 31.1% (95%CI: 27.6, 34.5) to 12.8%
142 (95%: 9.5,16.1) in the rainy season and from 25.7 (95%CI: 20.9, 30.4) to 8.8% (95%: 5.4,
143 12.2) in the dry season. Geometric mean gametocyte density decreased from 0.50
144 gametocytes/microliter (95%CI: 0.09, 2.81) to 0.02 (95%: 0.002, 0.20) in the rainy season
145 and 0.003 (95%CI: 0.001, 0.009) to 0.0001 (95%: 0.00001, 0.002) in the dry season.

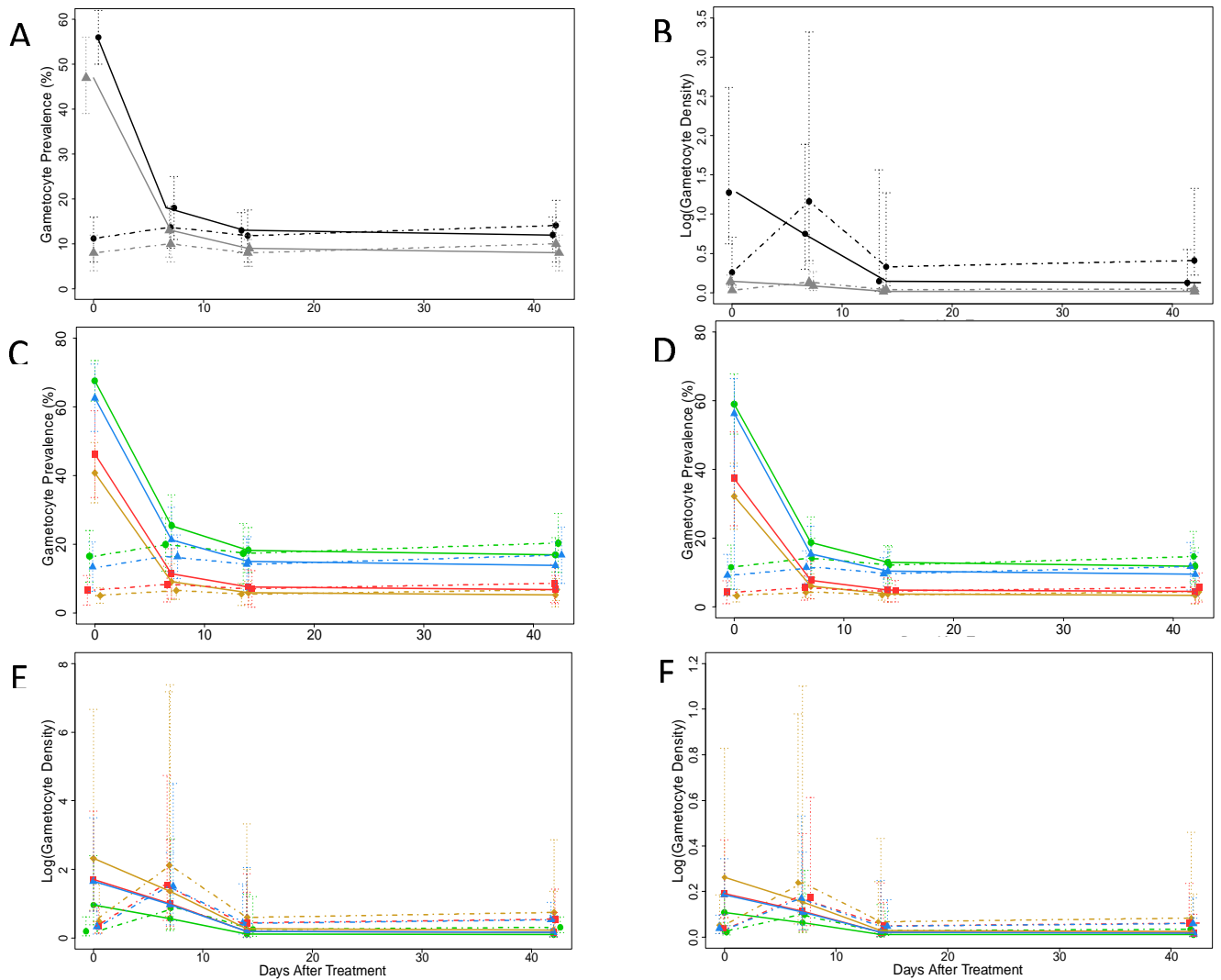
146

147 The overall reduction occurred among treated students, while prevalence and density among
148 untreated students remained constant or increased. The prevalence of gametocyte-containing
149 infections among treated students decreased from 52% (95% CI: 45-58%) at baseline to 11%
150 (95% CI: 7-14%) after two weeks, a 79% reduction (Figure 2A). Gametocyte prevalence
151 remained low after six weeks [10%, 95% CI: 6-14%]. Among untreated students (RDT-
152 negative), the prevalence of gametocyte-containing infections remained unchanged from
153 baseline [9% (95% CI: 5-14%)] to six weeks after the intervention [12% (95% CI: 7-17%)].

154

155 Gametocyte density followed the same trend, with 90% reduction in the geometric mean of
156 gametocyte density after treatment versus 59% increase in untreated children (Figure 2B).
157 There were 32 students with high-density gametocyte-containing infections at baseline: 28 in
158 RDT-positive students and four in RDT-negative students. Two weeks after screening-and-
159 treatment, only one high-density gametocyte infection was detected, which was in an
160 untreated student. Six weeks after treatment there were four high-density gametocyte-
161 containing infections, two in students that were not treated and two in students that received
162 treatment, corresponding to a 90% reduction in the prevalence of high-density gametocyte
163 infections. Results were similar across schools, a proxy for transmission settings (Figures 2C-
164 F).
165

166 **Figure 2: Impact of treating RDT+ students on the proportion and density of**
167 **gametocytes in the school-based cohort over time.**
168 Proportion of students with gametocytes in all schools combined (A) and by school in the
169 rainy (C) and the dry (D) season. Mean gametocyte density (logarithm transformed) among
170 students in all schools (B) and by school in the rainy (E) and the dry (F) season. Solid lines
171 represent students who received treatment; Dashed lines represent students who did not
172 receive treatment. Color designates season in A and B rainy (black) and dry (gray). Color
173 designates school in C through F Bvumbwe (yellow), Ngowe (red), Maseya (blue),
174 Makhuwira (green). Both estimates were obtained in random effects longitudinal analysis
175 (full models in Supplemental Tables S3 and S4).
176



177 **Gametocytemia in the school-based cohort compared to school-age children in the**
178 **community**

179 The proportion of infections containing gametocytes in the school-based cohort was similar
180 to that in school-age children in the community (25% vs. 27%, $p=0.62$), supporting the
181 generalizability of the intervention results to all school-age children in the community. The
182 geometric mean density was higher in school-age children in the community (0.99
183 gametocytes/ μl [95% CI:0.71-1.38]) than in the school (0.34 [95% CI:0.19-0.60], $p=0.03$).
184 However, the proportion of infections containing ≥ 10 gametocytes/ μl among those with
185 gametocytes was similar (20% in the community vs. 18% in schools, $p=0.51$).

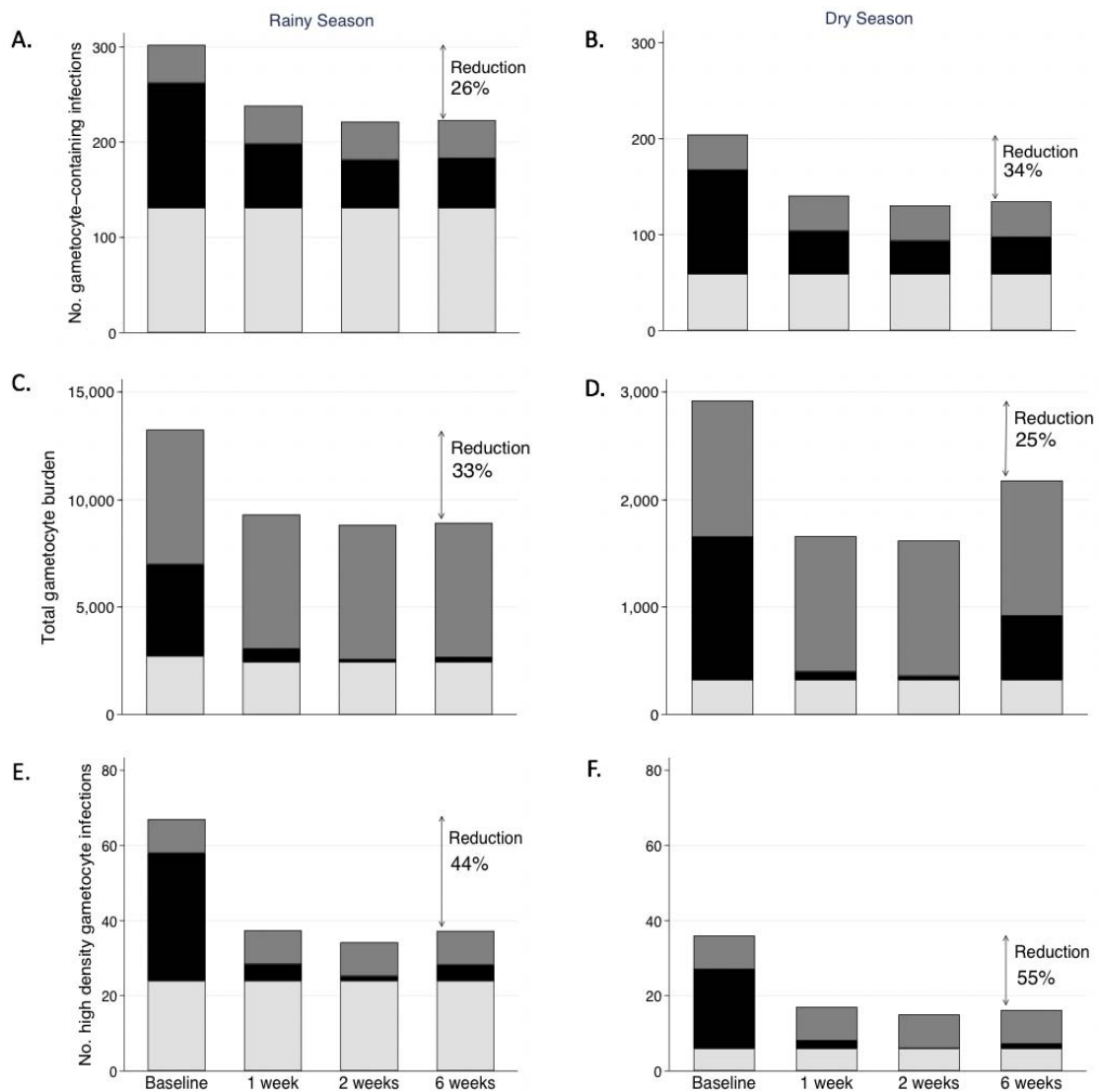
186

187 **Predicted reduction in the community gametocyte population following treatment in**
188 **schools**

189 The screen-and-treat intervention reduced gametocytemia in our school-based cohorts.
190 Furthermore, school-age children substantially contributed to the population of gametocyte-
191 carriers in the surrounding communities; 46% of all gametocyte-containing infections and
192 high-density gametocyte-containing infections were in school-age children, who comprised
193 only 35% of the population (Supplemental Results and Figure S2). If the screen-and-treat
194 intervention were extended to all school attendees, we estimate it could result in at least six
195 weeks of reductions in the community prevalence of gametocyte-containing infections as
196 large as 26% in the rainy and 34% in the dry season (Figure 3A and 3B). The total
197 gametocyte burden (sum of gametocyte densities) in the community would be reduced by
198 33% in the rainy season and 25% in the dry season (Figure 3C and 3D). The number of
199 infections containing ≥ 10 gametocytes/ μl would be reduced by 44% and 55% in the rainy and
200 dry seasons, respectively (Figure 3E and 3F).

201 **Figure 3: Predicted impact of school-based treatment of RDT positive students on the**
202 **population of gametocytes in the surrounding community.**

203 Following school-based screening-and-treatment at baseline, the estimated impact on
204 gametocyte prevalence (A in rainy and B in dry seasons), total gametocyte burden (C in rainy
205 and D in dry seasons), and number of infections containing ≥ 10 gametocytes/ μl (E in rainy
206 and F in dry seasons) in the communities surrounding the schools are predicted at one, two,
207 and six weeks after the intervention. Color indicates the proportion of the gametocyte
208 measure by age group: school-age children (6-15y) – black; younger children (6-71m) – light
209 grey; adults ($>15\text{y}$) – dark grey. Total gametocyte burden is the sum of gametocyte densities
210 in individuals in each age group. These calculations assume treatment is not provided to
211 young children, adults, or school-age children who test negative by RDT when the
212 intervention is implemented. Reduction is calculated as the proportional difference between
213 the baseline and six-weeks post intervention.
214



217 **Discussion**

218 Additional malaria control interventions are needed in areas like Malawi where current
219 measures have not yielded substantial reduction in *P. falciparum* transmission. Our results
220 support the use of school-based screen-and-treat as an intervention that may not only improve
221 the health of schoolchildren, but also decrease transmission in the community. Almost half of
222 high-density gametocyte-containing infections in the community were in school-age children;
223 school-based treatment nearly eliminated this group's contribution to transmission for up to
224 six weeks. We also showed that RDTs detected most high-density gametocyte-containing
225 infections, and that treatment of sub-clinical infections based on RDT results reduced
226 gametocyte prevalence and density. Treating only children with positive RDTs could reduce
227 the community-level gametocyte burden by a third. This reduction in potentially infectious
228 reservoirs could help interrupt persistent malaria transmission.

229

230 The high prevalence of gametocyte-containing infections in school-age children in this study
231 is consistent with prior work by our group and others.^{8,11,16} However, to our knowledge, this
232 is the first study to simultaneously determine gametocyte burden in schools and surrounding
233 communities to estimate the potential impact of school-based treatment on transmission. In
234 Uganda, school-based intermittent preventive treatment was associated with reduced parasite
235 prevalence in the surrounding community in a large cluster randomized trial.²³ Although the
236 community-level effect was statistically significant, the magnitude was limited by low
237 intervention coverage. Because this intervention was conducted as a clinical trial, parents had
238 to come to the school to consent for each student, creating logistical barriers. Thus, further
239 estimates of the full potential of this intervention are needed.

240

241 While our results lend further support the potential contribution of school-based preventive
242 treatment to transmission reduction, there are limitations to our analyses. We did not use
243 RDTs to detect infections in the communities surrounding schools and had to extrapolate
244 from the relationships of PCR- and RDT-detected infections in the school-based cohort to
245 estimate the number of RDT-positive children who would attend school from the community.
246 However, the distribution of gametocyte prevalence in the school-based and community-
247 based surveys was comparable, supporting the estimate. Furthermore, we used sensitive
248 molecular methods to detect and quantify gametocytes but did not directly measure
249 infectiousness using feeding assays. However, our data still likely represent the relative
250 contribution of different age groups to transmission because we evaluated not only the
251 prevalence of gametocytes but the density and further evaluate high-density gametocyte
252 containing infections, which are the most likely to lead to mosquito infection.²⁴ Furthermore,
253 prior studies have shown that school-age children and younger children are more infectious to
254 mosquitos than adults¹² and school-age children are more likely than younger children to be
255 bitten by competent vectors.¹⁶ Lastly, our estimates of the impact of the intervention in the
256 community assume universal coverage in students. In Malawi, school-based deworming
257 programs routinely report coverage of >90% of school-age children.²⁵ Thus high levels of
258 coverage are possible.

259

260 Our results likely underestimate the overall effect of school-based treatment for three reasons.
261 First, the impact of clearing gametocyte-containing infections in school-age children is
262 expected to be amplified because competent vectors probably feed more often on school-age
263 children and adults who have larger body surface than younger children^{15,26} and use bed nets
264 less frequently.^{14-16,26} Second, in our community-level predictions, we conservatively
265 assumed that gametocyte-containing infections in non-treated age groups would remain

266 constant. However, the decreased pool of infectious school-age children should also lead to
267 fewer new infections and fewer gametocyte-containing infections in younger children and
268 adults. Third, our results are based on a single treatment intervention; the impact of repeated
269 school-based treatment is likely to be even larger. In clinical trials that have evaluated the
270 impact of school-based malaria preventive treatment on health outcomes, the most successful
271 interventions were repeated either monthly during the high transmission season or quarterly
272 throughout the year.²⁰ Reinfection rates, seasonal variation in transmission, and duration of
273 the prophylactic effect of the treatment drugs should be used to guide the frequency of
274 intervention required.

275

276 Currently, schools are platforms for successful deworming campaigns and feeding programs,
277 and a growing number of interventions target this age group, including vitamin
278 supplementation and adolescent vaccinations. The vast majority of children in sub-Saharan
279 Africa attend school, making schools a logistically feasible platform for targeted
280 interventions. Schools are particularly important to reaching this age group, since children
281 rarely have routine contact with the health care system after completing childhood
282 immunizations. Adding malaria preventive treatment to other school-based interventions in
283 an integrated school health package should improve the cost:benefit ratio, promote
284 sustainability, and improve health care access to an underserved population.

285

286 One concern is that risk of infection and disease could increase once students leave school or
287 if the intervention ceased. A prior study of chemoprophylaxis in younger children
288 demonstrated a transient increase in clinical infection when the intervention was
289 discontinued.²⁷ However, this “rebound effect” was not observed in all chemoprophylaxis
290 trials, nor has it been found after intermittent preventive treatment of infants.^{28–30} In highly

291 endemic settings where school-based treatment interventions are most needed, schoolchildren
292 have acquired partial immunity and often have sub-clinical infections. Continued exposure
293 should maintain some naturally acquired immunity. Another concern about the widespread
294 use of preventive treatment is the potential for drug resistance. While this concern is
295 important, it should be weighed against the direct student health and potential indirect
296 community benefits when evaluating the approach.²⁰

297

298 Our results join previous studies in supporting the need for implementation studies to
299 measure the indirect impact of school-based treatment on community-level malaria
300 transmission. Although RDTs will fail to detect some low-density infections, such as those
301 observed in the dry season and in our lowest prevalence school, a screen-and-treat approach
302 may substantially reduce the population of gametocytes in the community. Alternatively,
303 providing preventive treatment to all students as intermittent preventive treatment, may have
304 even greater impact. While higher density gametocyte-containing infections are more likely
305 infectious, low density infections contribute to population-level transmission dynamics
306 because they are common.²⁴

307

308 In summary, these results demonstrate the potential for school-based malaria treatment to
309 substantially decrease *P. falciparum* gametocyte carriage and thus transmission in the
310 surrounding community. In combination with disease- and vector-control interventions, this
311 transmission-focused strategy may be critical to reduce the burden of malaria in areas where
312 this disease has remained entrenched despite current control measures.

313

314 **Methods**

315

316 **Study sites and design**

317 School-based cohort studies and household-based cross-sectional surveys were conducted at
318 the end of the rainy season (April-May) and during the dry season (September-October) of
319 2015. Two sites with consistently high (>40%) parasite prevalence in school-age children –
320 Maseya and Makhuwira – and two with lower, seasonally varied transmission (>two-fold
321 seasonal prevalence difference) – Bvumbwe and Ngowe – were selected from 30 previously
322 studied sites in southern Malawi.⁶ Long-lasting insecticide treated nets were distributed
323 through a national campaign in 2012. Rapid diagnostic tests (RDTs) and treatment with
324 artemether-lumefantrine were generally available in local government-operated health
325 facilities.

326

327 **School-based cohorts:** Students present on a sampling day were assigned numbers. Fifteen
328 students per grade-level were sampled using a random number generator. Students were
329 excluded if they: had no parent/guardian available to provide consent, would not attend
330 school throughout the 6-week study, or had a known artemether-lumefantrine allergy.
331 Students enrolled in the rainy season cohort were excluded from the dry season cohort.

332

333 Enrolled students were interviewed at baseline, one-, two-, and six-week visits about bed net
334 use the night prior, current or recent illness, and antimalarial treatment. At baseline, a finger-
335 prick blood sample was obtained for detection of *P. falciparum* by RDTs and hemoglobin
336 was measured by portable photometer (Hemocue, Angelholm, Sweden). RDT-positive
337 students received weight-based treatment with artemether-lumefantrine (Novartis Pharma AG
338 or Ajanta Pharma Ltd). At baseline and all follow-up visits, finger-prick blood was obtained
339 for molecular detection of any-stage parasite and gametocytes. At the final visit, parents were

340 interviewed and health passports (individual portable medical records) reviewed to identify
341 intercurrent fever or malaria treatment.

342

343 **Household-based cross-sectional surveys:** Concurrently cross-sectional surveys were
344 conducted in 80 households in each school catchment area, including a cluster of 30 from
345 ongoing surveillance studies (Details in ⁶) and 50 households newly selected based on
346 closest Euclidian distance to the school. Households were visited within two weeks of the
347 school cohort baseline visit. Questionnaires based on the Malaria Indicator Survey were
348 administered and blood samples obtained for polymerase chain reaction (PCR) testing, as
349 previously described.^{6,14} RDTs were not performed and no treatment was provided. School
350 attendance in the last four weeks was asked for all participants \geq five years. Few five-year-
351 olds attended school, thus school-age children were defined as those six to 15 years old.
352 Younger children were defined as 6-71-months-old, and adults as over 15 years old.

353

354 **Ethical considerations**

355 Written informed consent and assent were obtained from adults and children, as appropriate.
356 The University of Malawi College of Medicine Research and Ethics Committee and the
357 Institutional Review Board of the University of Maryland Baltimore approved this study.

358

359 ***Plasmodium* infection detection methods**

360 At the school-based study baseline visit a histidine-rich protein 2-based RDT (Paracheck®
361 Orchid Biomedical Systems, Goa, India or SD Bioline, Standard Diagnostics Inc., Suwon
362 City, Republic of Korea) was used per manufacturer instructions. For all blood specimens,
363 real-time PCR was performed to detect *P. falciparum* lactate dehydrogenase (*Pf*LDH) DNA,
364 as described previously.¹¹ Plates were run in duplicate. If *Pf*LDH positive in either run,

365 quantitative reverse transcription PCR was performed on whole blood preserved in
366 RNAprotect Cell Reagent (Qiagen Inc. Valencia, CA, USA) to measure expression of the
367 mature gametocyte marker *Pfs25*.³¹

368

369 **Infection and treatment definitions**

370 *P. falciparum* infection was defined as positive *Pf*LDH PCR results on at least one run.
371 Participants without *Pf*LDH detected by PCR were considered gametocyte negative. RDT-
372 positive students with negative PCRs were considered negative for active infection, but were
373 included in the treatment group for analysis because they had received artemether-
374 lumefantrine. Other malaria treatment during follow-up was defined as any treatment with an
375 effective antimalarial reported during student follow-up interviews, during the parent
376 interview, or in the student's health passport. High-density gametocyte infections were those
377 with ≥ 10 gametocytes/microliter (μl). Lower densities of gametocytes are thought to
378 contribute less to transmission [25].

379

380 **Statistical analysis**

381 All analyses of the school-based population accounted for survey weights and school
382 sampling strata (Supplementary Materials). Contribution to transmission was evaluated four
383 ways: 1) gametocyte prevalence defined as the proportion of participants with any
384 gametocytes; 2) gametocyte density; 3) total gametocyte burden calculated as the sum of
385 participant gametocyte densities; and 4) prevalence of high-density gametocyte infections.

386

387 For school-based cohorts at baseline, logistic regression models were used to assess
388 determinants of gametocyte prevalence and linear models (log₁₀-transformed) were used to
389 assess determinants of gametocyte density y among infections with > 0 gametocytes. We

390 used logistic regression among students with gametocyte-containing infections to identify
391 characteristics of students in whom RDTs failed to detect gametocyte-containing infections at
392 baseline. Gametocyte density was included as a continuous variable after assessing linearity
393 of the relationship with odds of RDT negativity. Because of baseline differences in
394 transmission pattern and demographics, all analyses were adjusted for school. In all models,
395 selection of relevant predictors was based on Wald tests through best subset regression.
396 Effect in linear models was reported as percent difference in absolute gametocyte density and
397 was calculated as $[\exp(\text{coeff})-1] \times 100$.

398

399 Differences in the prevalence of gametocytemia and gametocyte density over time between
400 treated (RDT positive) and untreated students (RDT negative) were assessed in nested
401 random intercept longitudinal models by testing an interaction term between treatment and
402 indicator variables for visit. Based on these longitudinal models, predictions of gametocyte
403 prevalence and density were obtained, marginal on random intercepts, and stratified by
404 school, season, and treatment status (baseline RDT positive or negative), with other modeled
405 predictors assumed constant.

406

407 To assess the contribution of school-age children to the overall community population of
408 gametocytes, we compared the distribution of gametocyte-containing infections, high density
409 gametocyte infection, and geometric mean gametocyte density through chi-squared tests and
410 linear regression: i) across age-groups, and ii) between students in the school-cohort and
411 school-age children in the community. This analysis was unweighted because sampling of
412 community surveys was not stratified.

413

414 **Predictive modeling**

415 To evaluate the potential indirect impact of school-based preventive treatment on the
416 community, we estimated the expected reduction in the number of gametocyte-containing
417 infections, gametocyte burden, and the number of high density gametocyte-containing
418 infections in the communities surrounding schools if the screen-and-treat intervention had
419 included all students. Briefly, we first calculated the number of children from the community
420 likely to be in school from the age- and gender-weighted proportion of school-age children
421 that reported attending school in the past four weeks. To estimate the expected reduction in
422 the numbers of gametocyte-containing infections and high-density gametocyte-containing
423 infections in the communities surrounding schools, we used mixture of distributions and
424 conditional probabilities. To estimate the impact of the intervention on the overall
425 gametocyte burden, we first fit overdispersed Poisson models to the school-based cohort with
426 gametocyte density and RDT positivity results at baseline, then predicted the overall
427 gametocyte density changes following the intervention for the hypothetical population of
428 school-going children from the community who would have had a malaria infection and been
429 treated in the screen-and-treat intervention (RDT-positive at baseline) at each follow-up time
430 point. We assumed the population prevalence of gametocyte-containing infections in adults
431 and younger children would remain constant during the intervention period because they
432 would not receive the intervention.

433

434 Analyses were conducted in Stata/SE version 15.1 (StataCorp, College Station, TX, USA)
435 and R v3.5 (R Foundation for Statistical Computing, Vienna, Austria).³² Weighted analyses
436 used the survey module of Stata. Significance was set at $\alpha = 0.05$. Further details of the
437 predictive modeling and statistical analysis are provided in the Supplemental Information.

438

439 **Funding:** U.S. National Institutes of Health U19AI089683 (TET), K24AI114996 (MKL);
440 and K23AI135076, Thrasher Research Fund Early Career Award, and Burroughs Wellcome
441 Fund/American Society of Tropical Medicine and Hygiene Postdoctoral Fellowship in
442 Tropical Infectious Diseases (LMC)

443

444 **Role of the funding source**

445 The funders of the study had no role in study design, data collection, data analysis, data
446 interpretation, or writing the report. The corresponding author had full access to all data and
447 took final responsibility for the decision to submit for publication.

448

449 **Acknowledgements**

450 We appreciate valuable input on the analysis and crafting of the manuscript from Drs. Kristin
451 Stafford, Sania Amr, and Andrea Buchwald. We thank Heidi Fancher and the administrative
452 team at the Malaria Alert Center for their support in executing the study. We are grateful for
453 the hard work and dedication of the field team, study nurses, teachers, school administrators
454 who made the study possible. Most importantly, we thank the participants for their
455 commitment and patience.

456

457 **Contributors**

458 Conceived of the study concept and design: LMC, CV, MLW, MKL. Data collection and
459 management: LMC, JEC, MC, ANg, AB, TET, DPM, MKL. Laboratory analysis: ANy,
460 KBS. Performed data analysis: LMC, CV. Wrote the first draft of the manuscript: LMC, CV,
461 MLK. Agree with manuscript results and conclusions: LMC, CV, JEC, ANy, MC, ANg, AB,
462 KBS, MLW, TET, DPM, MKL

463

464 **Declaration of Interests**

465 We declare no competing interests.

466

467

468 **References**

469

470 1. World Health Organization. *World Malaria Report 2019*. Geneva. Geneva; 2019.

471 doi:Licence: CC BY-NC-SA 3.0 IGO

472 2. WHO. *Global Technical Strategy for Malaria 2016-2030*.; 2015.

473 [https://apps.who.int/iris/bitstream/handle/10665/176712/9789241564991_eng.pdf?seq](https://apps.who.int/iris/bitstream/handle/10665/176712/9789241564991_eng.pdf?sequence=1)

474 uence=1. Accessed June 23, 2020.

475 3. Bousema T, Okell L, Felger I, Drakeley C. Asymptomatic malaria infections:

476 detectability, transmissibility and public health relevance. *Nat Rev Microbiol*.

477 2014;12(12):833-840. doi:10.1038/nrmicro3364

478 4. malERA: An updated research agenda for characterising the reservoir and measuring

479 transmission in malaria elimination and eradication. *PLoS Med*. 2017;14(11).

480 doi:10.1371/journal.pmed.1002452

481 5. Nankabirwa J, Brooker SJ, Clarke SE, et al. Malaria in school-age children in Africa:

482 an increasingly important challenge. *Trop Med Int Health*. August 2014.

483 doi:10.1111/tmi.12374

484 6. Walldorf JA, Cohee LM, Coalson JE, et al. School-Age Children Are a Reservoir of

485 Malaria Infection in Malawi. *PLoS One*. 2015;10(7):e0134061.

486 doi:10.1371/journal.pone.0134061

487 7. Nankabirwa JI, Yeka A, Arinaitwe E, et al. Estimating malaria parasite prevalence

488 from community surveys in Uganda: a comparison of microscopy, rapid diagnostic

489 tests and polymerase chain reaction. *Malar J*. 2015;14(1):528. doi:10.1186/s12936-

- 490 015-1056-x
- 491 8. Zhou Z, Mitchell RM, Kariuki S, et al. Assessment of submicroscopic infections and
492 gametocyte carriage of *Plasmodium falciparum* during peak malaria transmission
493 season in a community-based cross-sectional survey in western Kenya, 2012. *Malar J.*
494 2016;15(1):421. doi:10.1186/s12936-016-1482-4
- 495 9. Mwandagalirwa MK, Levitz L, Thwai KL, et al. Individual and household
496 characteristics of persons with *Plasmodium falciparum* malaria in sites with varying
497 endemicities in Kinshasa Province, Democratic Republic of the Congo. *Malar J.*
498 2017;16(1). doi:10.1186/s12936-017-2110-7
- 499 10. Pinchoff J, Chaponda M, Shields TM, et al. Individual and household level risk factors
500 associated with malaria in Nchelenge District, a region with perennial transmission: A
501 serial cross-sectional study from 2012 to 2015. Paul R, ed. *PLoS One.*
502 2016;11(6):e0156717. doi:10.1371/journal.pone.0156717
- 503 11. Coalson JE, Walldorf JA, Cohee LM, et al. High prevalence of *Plasmodium*
504 *falciparum* gametocyte infections in school-age children using molecular detection:
505 patterns and predictors of risk from a cross-sectional study in southern Malawi. *Malar*
506 *J.* 2016;15(15). doi:10.1186/s12936-016-1587-9
- 507 12. Lin Ouédraogo A, Gonçalves BP, Gnémé A, et al. Dynamics of the Human Infectious
508 Reservoir for Malaria Determined by Mosquito Feeding Assays and Ultrasensitive
509 Malaria Diagnosis in Burkina Faso. *J Infect Dis.* 2015;213(1):90-99.
510 doi:10.1093/infdis/jiv370
- 511 13. Noor AM, Kirui VC, Brooker SJ, Snow RW. The use of insecticide treated nets by
512 age: implications for universal coverage in Africa. *BMC Public Health.* 2009;9:369.
513 doi:10.1186/1471-2458-9-369
- 514 14. Buchwald AG, Walldorf JA, Cohee LM, et al. Bed net use among school-aged

- 515 children after a universal bed net campaign in Malawi. *Malar J.* 2016;15(1):127.
516 doi:10.1186/s12936-016-1178-9
- 517 15. Port GR, Boreham PF. The relationship of host size to feeding by mosquitoes of the
518 *Anopheles gambiae* Giles complex (Diptera: Culicidae). *Bull Entomol Res.*
519 1980;70:133–144.
- 520 16. Gonçalves BP, Kapulu MC, Sawa P, et al. Examining the human infectious reservoir
521 for *Plasmodium falciparum* malaria in areas of differing transmission intensity. *Nat*
522 *Commun.* 2017;8(1):1133. doi:10.1038/s41467-017-01270-4
- 523 17. Stone W, Gonçalves BP, Bousema T, Drakeley C. Assessing the infectious reservoir of
524 *falciparum* malaria: past and future. *Trends Parasitol.* May 2015.
525 doi:10.1016/j.pt.2015.04.004
- 526 18. Coalson JE, Cohee LM, Buchwald AG, et al. Simulation models predict that school-
527 age children are responsible for most human-to-mosquito *Plasmodium falciparum*
528 transmission in southern Malawi. *Malar J.* 2018;17(17). doi:10.1186/s12936-018-
529 2295-4
- 530 19. Cissé B, Ba EH, Sokhna C, et al. Effectiveness of Seasonal Malaria Chemoprevention
531 in Children under Ten Years of Age in Senegal: A Stepped-Wedge Cluster-
532 Randomised Trial. *PLoS Med.* 2016;13(11):e1002175.
533 doi:10.1371/journal.pmed.1002175
- 534 20. Cohee LM, Opondo C, Clarke S, Halliday K, Jorge Cano, Andrea G Shipper, Breanna
535 Barger-Kamate, Abdoulaye Djimde, Seybou Diarra, Aditi Dokras, Moses R Kanya,
536 Pascal Lutumba, Alioune Badara Ly, Joaniter I Nankabirwa, J Kiambo Njagi, Hamma
537 Maiga, Catherine Maiteki-Sebuguzi, Junior Matangila, George EAI, Chico RM.
538 Preventive malaria treatment among school-age children in sub-Saharan Africa: A
539 systematic review and meta-analyses. *Lancet Glob Heal.* 2020;In press.

- 540 21. Clarke SE, Rouhani S, Diarra S, et al. Impact of a malaria intervention package in
541 schools on Plasmodium infection, anaemia and cognitive function in schoolchildren in
542 Mali: a pragmatic cluster-randomised trial. *BMJ Glob Heal*. 2017;2(2):e000182.
543 doi:10.1136/BMJGH-2016-000182
- 544 22. Stuckey EM, Stevenson J, Galactionova K, et al. Modeling the Cost Effectiveness of
545 Malaria Control Interventions in the Highlands of Western Kenya. Snounou G, ed.
546 *PLoS One*. 2014;9(10):e107700. doi:10.1371/journal.pone.0107700
- 547 23. Staedke SG, Maiteki-Sebuguzi C, Rehman AM, et al. Assessment of community-level
548 effects of intermittent preventive treatment for malaria in schoolchildren in Jinja,
549 Uganda (START-IPT trial): a cluster-randomised trial. *Lancet Glob Heal*.
550 2018;6(6):e668-e679. doi:10.1016/S2214-109X(18)30126-8
- 551 24. Bradley J, Stone W, Da DF, et al. Predicting the likelihood and intensity of mosquito
552 infection from sex specific Plasmodium falciparum gametocyte density. *Elife*. 2018;7.
553 doi:10.7554/eLife.34463
- 554 25. Uniting to Combat Neglected Tropical Diseases. Impact dashboard for preventive
555 chemotherapy (PC) diseases. [https://unitingtocombatntds.org/impact-dashboards/pc-](https://unitingtocombatntds.org/impact-dashboards/pc-diseases-dashboard/)
556 [diseases-dashboard/](https://unitingtocombatntds.org/impact-dashboards/pc-diseases-dashboard/). Published 2019. Accessed June 24, 2020.
- 557 26. Muirhead-Thompson R. Distribution of Anopheline Mosquito Bites Among Different
558 Age Groups. *Br Med J*. 1951;1:1114. [https://www.ncbi.nlm.nih.gov.proxy-](https://www.ncbi.nlm.nih.gov/proxy-hs.researchport.umd.edu/pmc/articles/PMC2068913/pdf/brmedj03546-0022.pdf)
559 [hs.researchport.umd.edu/pmc/articles/PMC2068913/pdf/brmedj03546-0022.pdf](https://www.ncbi.nlm.nih.gov/proxy-hs.researchport.umd.edu/pmc/articles/PMC2068913/pdf/brmedj03546-0022.pdf).
560 Accessed June 8, 2017.
- 561 27. Greenwood BM, David PH, Otoo-Forbes LN, et al. Mortality and morbidity from
562 malaria after stopping malaria chemoprophylaxis. *Trans R Soc Trop Med Hyg*.
563 1995;89(6):629-633. <http://www.ncbi.nlm.nih.gov/pubmed/8594677>. Accessed
564 September 6, 2018.

- 565 28. Bradley-Moore AM, Greenwood BM, Bradley AK, et al. Malaria chemoprophylaxis
566 with chloroquine in young Nigerian children. I. Its effect on mortality, morbidity and
567 the prevalence of malaria. *Ann Trop Med Parasitol*. 1985;79(6):549-562.
568 <http://www.ncbi.nlm.nih.gov/pubmed/3914860>. Accessed September 6, 2018.
- 569 29. Dicko A, Sagara I, Sissoko MS, et al. Impact of intermittent preventive treatment with
570 sulphadoxine-pyrimethamine targeting the transmission season on the incidence of
571 clinical malaria in children in Mali. *Malar J*. 2008;7(1):123. doi:10.1186/1475-2875-7-
572 123
- 573 30. Macete E, Aide P, Aponte JJ, et al. Intermittent Preventive Treatment for Malaria
574 Control Administered at the Time of Routine Vaccinations in Mozambican Infants: A
575 Randomized, Placebo-Controlled Trial. *J Infect Dis*. 2006;194(3):276-285.
576 doi:10.1086/505431
- 577 31. Real time RT-PCR for presence and quantification of Plasmodium gametocytes from
578 peripheral blood samples in RNAprotect. [https://www.protocols.io/view/real-time-rt-
579 pcr-for-presence-and-quantification-o-bh2sj8ee](https://www.protocols.io/view/real-time-rt-pcr-for-presence-and-quantification-o-bh2sj8ee). Accessed July 6, 2020.
- 580 32. Team RDC. *R: A Language and Environment for Statistical Computing*. Vienna,
581 Austria: R Foundation for Statistical Computing; 2020. <http://www.r-project.org>.
582