

Benefits and risks of zinc for adults during covid-19: rapid systematic review and meta-analysis of randomised controlled trials.

Jennifer Hunter,¹ Susan Arentz,¹ Joshua Goldenberg,² Guoyan Yang,¹ Jennifer Beardsley,³ Stephen P Myers,⁴ Dominik Mertz,⁵ Stephen Leeder.⁶

1. NICM Health Research Institute, Western Sydney University, Penrith, NSW, 2751, Australia
2. Helfgott Research Institute, National University of Natural Medicine, Portland, OR, 97201, USA
3. Independent Librarian, Seattle, WA 98115, USA
4. NatMed Research Unit, Southern Cross University, Lismore, NSW, 2480, Australia
5. Division of Infectious Diseases, Department of Medicine, Health Sciences, McMaster University, Hamilton, Ontario, L8N 3Z5, Canada
6. Menzies Centre for Health Policy, Sydney School of Public Health, Faculty of Medicine and Health, The University of Sydney, Camperdown, NSW, 2006, Australia

CORRESPONDING AUTHOR DETAILS

A/Prof Jennifer Hunter

NICM Health Research Institute, Western Sydney University, Westmead Campus

Locked Bag 1797, Penrith NSW, 2751, Australia

Email: jennifer.hunter@westernsydney.edu.au

Telephone: +61 2 9685 4700

Fax: +61 2 9685 4760

TITLE

Benefits and risks of zinc for adults during covid-19: rapid systematic review and meta-analysis of randomised controlled trials.

ABSTRACT

Objective: To evaluate the benefits and risks of any type of zinc intervention to prevent or treat SARS-CoV-2.

Design: A living, systematic review and meta-analysis, incorporating rapid review methods.

Data sources: 17 English and Chinese databases and clinical trial registries were searched in April/May 2020, with additional covid-19 focused searches in June and August 2020.

Eligibility criteria and analysis: Randomized control trials (RCTs) published in any language comparing zinc to a control to prevent or treat SARS-CoV-2. Other viral respiratory tract infections (RTIs) were included, but the certainty of evidence downgraded twice for indirectness. Screening, data extraction, risk of bias appraisal (RoB-2 tool) and verification was performed by calibrated, single reviewers. RCTs with adult populations were prioritised for analysis.

Results: 123 RCTs were identified. None were specific to SARS-CoV-2 nor other coronaviruses. 28 RCTs evaluated oral (15-45mg daily), sublingual (45-300mg daily), or topical nasal (0.09-2.6 mg daily) zinc to prevent or treat nonspecific viral RTIs in 3,597 adults without zinc deficiency. Compared to placebo, zinc prevented 5 mild to moderate RTIs per 100 person-months, including in older adults (95% confidence interval 1 to 9) (number needed to treat (NTT)=20). There was no significant difference in the rates of non-serious adverse events (AE). For RTI treatment, a clinically important reduction in peak symptom severity scores was found for zinc compared to placebo (mean difference 1.2 points, 0.7 to 1.7), but not average daily symptom severity (standardised mean difference 0.2, 0.1 to 0.4). 19 fewer per 100 adults were at risk of remaining symptomatic over the first 7 days (2 to 38, NNT=5) and the mean duration of symptoms was 2 days shorter (0.2 to 3.5), however, there was substantial heterogeneity ($I^2 = 82\%$ and 97%). 14 more per 100 experienced a non-serious AE (4 to 16, NNT=7) such as nausea, or mouth or nasal irritation. No differences in illness duration nor AE were found when zinc was compared to active controls. No serious AE, including copper deficiency, were reported by any RCT. Quality of life outcomes were not assessed. Confidence in these findings for SARS-CoV-2 is very low due to serious indirectness and some concerns about bias for most outcomes.

Conclusions: Zinc is a potential therapeutic candidate for preventing and treating SARS-CoV-2, including older adults and adults without zinc deficiency (very low certainty). Zinc may also help to prevent other viral RTIs during the pandemic (moderate certainty) and reduce the severity and duration of symptoms (very low certainty). The pending results from seven RCTs evaluating zinc for SARS-CoV-2 will be tracked.

Systematic review registration: PROSPERO CRD42020182044

KEYWORDS

Zinc, SARS-CoV-2, Coronavirus, Respiratory tract infection, Systematic review

BACKGROUND

In response to the global covid-19 pandemic, the Cochrane Collaboration developed a list of review priority questions¹ and resources for conducting high quality rapid reviews.² Available antiviral, anti-inflammatory and anticoagulant pharmaceuticals are being evaluated.³ Other interventions also being investigated include host-directed therapies and nutritional interventions.⁴ Zinc is one such intervention. By May 2020, 19 clinical trials evaluating zinc for the prevention or treatment of SARS-CoV-2 infections, either as a stand-alone therapy or combined with other pharmaceuticals or nutraceuticals, had been registered on at least one international clinical trial registry.⁵

Many people are not waiting for definitive evidence. Both high and low income countries have reported increased zinc supplement use and sales related to the covid-19 pandemic,^{6,7} including self-prescribing of prophylactic zinc by healthcare workers⁸ and some clinicians and hospitals using zinc to treat SARS-CoV-2 infections.⁹⁻¹⁹

Findings for zinc from five retrospective observational studies and a case series have reported mixed results. In India, no added protection against SARS-CoV-2 infection was found for healthcare workers who used various prophylactic nutritional interventions including zinc.⁸ In the United States, reduced in-hospital mortality was reported when 50mg to 100mg of elemental zinc was used orally alongside the zinc ionophore, hydroxychloroquine, but not when either intervention was used alone,¹⁶ and the addition of 100mg of elemental zinc to a hydroxychloroquine/azithromycin protocol was also found to reduce the risk of mortality or transfer to hospice care.¹⁷ Two other studies however, reported minimal, if any, benefit from zinc use on the survival of adults hospitalised with SAR-CoV-2

infection.^{18 19} Regarding community treatment, in a case series of four adults with confirmed or suspected SARS-CoV-2 infections, symptomatic recovery coincided with the administration of high dose zinc lozenges of 115mg to 207mg elemental zinc daily.²⁰

Most covid-19 prevention and treatment guidelines are yet to mention zinc.²¹⁻²⁷ An exception is the National Institute of Health (NIH) that in July 2020, stated there is insufficient evidence to make any recommendations for acute treatment with zinc.²⁸ Based on expert opinion, the NIH made a moderately strong recommendation against the use of zinc in doses above the recommended daily intake of zinc for the prevention of covid-19 (i.e. 8mg to 14mg of elemental zinc for adults). This was due to concerns about secondary copper deficiency.^{29 30}

The rationale for zinc has been reviewed in detail elsewhere.^{5 31 32} In summary, zinc has direct antiviral properties against SARS-CoV-2 and other coronaviruses.³¹⁻³³ There is the potential for broader multisystem effects via modulation of angiotensin converting enzyme 2 activity, inflammation, immunity, haemostasis and hypoxic responses.^{5 31 32 34} Further, the risk factors for severe illness from SARS-CoV-2 infection, such as increasing age, obesity and chronic disease, are also risk factors for zinc deficiency.^{5 32 35} Observational studies conducted in Germany, Spain, Japan and Iran have reported that lower baseline zinc levels in hospitalised adults were associated with a higher risk of mortality, severe illness, complications, and longer hospital stay following SARS-CoV-2 infection.^{33 36-38}

In early 2020, the World Naturopathic Federation responded to a World Health Organization initiative by calling for rapid evidence reviews to inform self-care and clinical practice during the covid-19 pandemic. We published a rapid review protocol to evaluate zinc for the prevention and treatment of SARS-CoV-2 and other viral respiratory tract infections (RTIs).^{39 40} The aim was to assess the effects of zinc on the incidence, duration and severity of acute SARS-CoV-2 infections in people of any age or zinc status, and to include the best available evidence. Indirect evidence was sought as the risk of other viral RTIs remains relevant during the pandemic, zinc is often self-prescribed or recommended prior to knowing the cause, and systematic reviews of zinc for non-specific RTIs were either outdated, limited by population or administration route, or low quality.⁴¹⁻⁴⁸ Ongoing uncertainty makes it difficult to make informed decisions, either for or against the use of zinc for SARS-CoV-2 or other viral RTIs in populations who are not zinc deficient.^{5 27}

The scope of randomised controlled trials (RCTs) involving people of any age, published in English or Chinese, along with the details of four RCT protocols evaluating the efficacy of zinc to prevent or treat SARS-CoV-2 infections in adults were reported in August 2020.⁵ Of the 118 RCTs with indirect evidence, the 25 RCTs that included adult populations were prioritised for analysis, as this was an *a priori* subgroup population with a higher risk of severe acute respiratory syndrome (SARS).

This rapid review presents an updated search and meta-analysis of the RCTs investigating any type of zinc intervention to prevent or treat SARS-CoV-2 or other viral RTI in adult populations.

METHODS

Protocol

This rapid review (RR) conforms with the Interim Guidance from the Cochrane Rapid Reviews Methods Group,² the Cochrane Handbook,⁴⁹ and the Preferred Reporting Items for Systematic Reviews and Meta-Analyses (PRISMA).⁵⁰ The protocol is registered with the International Prospective Register of Systematic Reviews, number CRD42020182044.³⁹ Following feedback from content experts, the protocol was updated.⁴⁰ The inclusion criteria was expanded from only including respiratory infection likely to be caused by a coronavirus to those caused by any virus, the exclusion criteria was tightened so that included studies only included respiratory illnesses mostly caused by viral infections, and the planned database search was expanded. Post-protocol input from consumer/patient advocate representatives who were blinded to the results, led to minor changes to the outcomes and the rating of their importance (Table 1). The other post-protocol changes were the decisions to stagger the analysis and periodically update the review for direct SARS-CoV-2 evidence.

Search strategy

The search strategy was developed in collaboration with an experienced research librarian (JB). Subject headings and keywords were developed for coronaviruses, viral respiratory illnesses, zinc, and randomised controlled trials in humans. The following databases were searched with no limits on language nor date: PubMed, Embase, Cochrane CENTRAL, Academic Search Complete, Allied and Complementary Medicine Database, Alt Health Watch, CINAHL Plus with Full Text, Health Source, PsycINFO, China Knowledge Resource Integrated Database (CNKI), medRxiv, bioRxiv, U.S. National Library of Medicine Register of Clinical Trials (ClinicalTrials.gov), International Standard Randomized Controlled Trial Number Register (ISRCTN), World Health Organization International Clinical Trials Registry Platform (WHO ICTRP), Global Coronavirus covid-19 Clinical Trial Tracker and Chinese

Clinical Trial Registry. Database searches were conducted between 29 April and 15 August 2020 and supplemented by bibliography searches of included articles (Appendix 1 – available upon request).

Study selection criteria

Study design

Included were randomised and quasi-randomised controlled trials. Excluded were systematic reviews, non-randomised studies of interventions, and studies without a concurrent control.

Population

Direct evidence from adults in any setting who were at risk of, or had a laboratory confirmed SARS-CoV-2 infection. In anticipation of the likely dearth of direct evidence so early in the pandemic, indirect evidence from other viral respiratory tract infections (RTIs) were included due to zinc's known mechanisms of action,⁵ and in response to calls for the best available evidence, even if indirect, to inform clinical decisions and research. As such, laboratory confirmed RTIs and non-specific respiratory tract illness predominantly caused by a viral infection, such as the common cold, non-seasonal rhino-sinusitis, pharyngitis, laryngitis, flu-like illness and healthy adults with acute bronchitis were included. Excluded were non-specific bronchitis in adults with concurrent chronic lung diseases, pneumonia, otitis and acute or chronic respiratory distress/failure. Studies with eligible and ineligible participants were included (e.g. adults or participants with viral RTIs) and when possible, only the data for the eligible population was extracted.

Interventions and comparators

Included were interventions of any zinc conjugates, dose, duration, and administration route. Excluded were co-interventions, including other nutraceuticals, herbs, or pharmaceuticals unless both the intervention and control groups received the co-intervention. All types of controls and comparator groups were included.

Outcomes

Critical and important outcomes were informed by core outcome sets,⁵¹⁻⁵⁴ and a withdrawn Cochrane protocol for zinc for the common cold,⁵⁵ and prioritised based on their importance to patients and healthcare practitioners (Table 1). Studies were included regardless of the outcomes reported and whether these were primary or secondary outcomes. Outcomes not of interest were noted but not analysed.

Table 1 | Critical and Important Outcomes

All studies

Critical

1. Change in health-related quality of life score
2. Number of participants who experienced a severe adverse event
3. Number of participants who experienced any type of adverse effects
4. Number of participants who withdrew from the study due to an adverse event

Important

5. Number of participants who experienced different types of common adverse effects*

Prevention of viral respiratory tract infections (RTIs)

Critical

1. Proportion of participants with one or more RTIs (per person or person-months/years)
2. Number of RTIs (episodes)
3. All-cause mortality rate

Important

4. Number of RTI symptomatic days per person or episode
5. Severity of RTI symptoms*
6. Proportion of participants with complications from RTIs, including non-respiratory*
7. Proportion of participants with RTIs requiring hospital admission

Treatment of mild to moderate viral respiratory tract infections

Critical

1. Symptomatic survival (i.e. remaining symptomatic) from onset of symptoms
2. Symptom severity score at the time when symptoms most commonly peak for the specific viral infection (e.g. day 3 of symptoms for common cold⁵⁶)
3. Total symptom severity score during the study period
4. Complication-free survival (not progressing to severe/critical illness, non-respiratory complications*, or all-cause mortality) up to 60 days from onset of symptoms

Important

5. Number of days from onset of symptoms to symptomatic recovery from RTI or other non-respiratory complications
6. Number of days from onset of symptoms to negative PCR result
7. Proportion of participants with complications (e.g. progressing to severe/critical, non-respiratory complications, or deceased from any cause) during the study period
8. Proportion of participants requiring hospital admission

Treatment of severe to critical viral respiratory tract infections (RTI)

Critical

1. Overall survival (all-cause mortality) up to 60 days from study enrolment
2. All-cause mortality rate up to 60 days during study period
3. Complication-free survival (not progressing from severe to critical, requiring mechanical ventilation, or all-cause mortality) up to 60 days from study enrolment
4. Proportion of participants with complications (e.g. progressing from severe to critical, requiring mechanical ventilation, non-respiratory complications*, deceased from any cause) during the study period
5. Symptomatic survival (i.e. remaining symptomatic, including from non-respiratory complications*) from onset of illness

Important

6. Number of days on mechanical ventilation
7. Number of days requiring critical/intensive care
8. Number of days from study enrolment to symptomatic recovery from RTI or other non-respiratory complications
9. Number of days from study enrolment to negative PCR
10. Number of days from study enrolment to absorption/resolution of pulmonary infiltration

* added post-protocol following blinded feedback from consumer advocates

Data collection and appraisal

In line with recommended RR methods,² the first 30 title-abstracts and 5 full-papers were jointly screened for calibration and consistency, the remaining were screened by single, experienced reviewers. A high threshold for exclusion was applied and all studies excluded at full-paper screen were rescreened by a second reviewer. Following calibration, a single reviewer extracted the data and appraised the risk of bias that was verified by second reviewer. The exceptions were articles published in Chinese where screening, data extraction and risk of bias appraisal were conducted by a single reviewer and discussed with the other reviewers. Other review constraints included not contacting study authors for further information.

Study design and funding, participants, interventions, comparators, outcomes measures, effect size and direction were extracted into a piloted electronic spreadsheet. Data from graphical reports were extracted with WebPlotDigitizer Version 4.2⁵⁷ with any rounding of decimal places and whole person estimates favouring the null hypothesis.

Quality was appraised with the revised Cochrane risk of bias 2.0 tool (Rob-2).⁵⁸ RCTs published prior to 2002 were not penalised for not publishing a protocol. Rapid review constraints included only appraising the outcomes that were meta-analysed. If no outcomes were analysed, the study's primary outcome was appraised. Only one reviewer appraised an outcome according to a pre-piloted rubric. A second reviewer verified the appraisal with disagreements resolved through consensus.

Evidence synthesis and statistical methods

The effect measures for dichotomous outcomes were risk ratios, calculated using the Mantel-Haenszel method. Events measured over different timeframes were calculated and reported as the incidence rate per person-months, from which rate ratios and rate differences were estimated using an inverse variance method. Studies reporting separate counts for different types of viral RTIs (e.g. common cold, bronchitis, flu-like illness) were combined to calculate the total number of RTIs. When no RTIs were reported in one study arm, 0.5 was recorded to facilitate analysis. For continuous data, either the weighted or standardised mean differences were calculated using an inverse variance method. Mean symptom severity scores were transformed to a modified Jackson common cold scale.⁵⁹ For time-to-event data, hazard ratios (HR) were calculated using an O-E and variance method. Data extracted from survival curves was imputed for the first seven days using the direct method 10 in the 'HR calculations spreadsheet' published by Tierney et al.⁶⁰ For the purpose of

estimating an absolute effect from zinc use, the probability of remaining symptomatic on day-7 was set at 33% for the placebo and active control comparators.⁵⁶

Review constraints for non-SARS-CoV-2 RCTs included not imputing missing data for any outcome, not imputing means or standard deviation (SD) for non-critical outcomes, and not contacting the authors. Instead, additional information from previous systematic reviews was used.⁴¹⁻⁴³

Due to the large number of RCTs that assessed symptom severity yet could not be included in the meta-analyses, a basic count of the number of studies reporting significant and non-significant findings were narrated to provide further context.

RevMan 5.4,⁶¹ R software,⁶² Microsoft Excel, and GRADEpro GDT⁶³ were used for the statistical analyses. Clinical and methodological diversity and statistical heterogeneity were considered prior to pooling two or more studies reporting a measure of effect.⁶⁴ The random-effects model was used due to clinical and methodological diversity across the included studies. Statistical heterogeneity was assessed using the I^2 statistic and homogeneity assessed with the χ^2 test.

A priori subgroup analyses were conducted for different ages groups, causes and severity of RTIs and zinc interventions. Zinc doses were converted to milligrams (mg) of elemental zinc per day. To investigate potential dose effects of oral or sublingual zinc, the χ^2 test comparing three categories (<50mg daily, 50-200mg daily, >200mg daily) was used for dichotomous and time-to-event data. The categories were based on a no observed adverse effect level (NOAEL) of 50mg and a higher risk of more severe adverse effects, such as vomiting, with doses above 225mg.³⁰

The Grading of Recommendations Assessment, Development and Evaluation (GRADE) approach was used to rate the certainty of the estimated effects and reported in Summary of Findings (SoF) tables.⁶⁵ Certainty was downgraded for indirectness by one level for SARS-CoV-1, MERS-CoV and other coronaviruses, and two levels for non-specific RTIs and other viral infections. Sensitivity analyses investigated the point estimate change of significant results when studies with a higher RoB or statistical outliers were removed, according to maximum days symptomatic prior to study enrolment or different definitions of symptomatic recovery, and when an alternate method 11 was used instead of method 10⁶⁰ to impute the hazard ratios for individual studies. These sub-group and sensitivity analyses were used to assess the degree to which statistical heterogeneity might be explained by clinical or methodological diversity. When rating imprecision, the optimal information

size of effect estimates was based on single-study sample size calculations of included studies, or a conventional 2-sided or equivalence sample size calculation, with an 80% power and a type 1 error rate of 5%. When data from at least 10 studies were pooled, funnel plots were created, visually inspected for publication bias and statistically analysed using Egger's regression for continuous outcomes and the Harbord score for dichotomous outcomes.⁶⁶

The minimally important difference (MID) in symptom severity for mild RTIs on day-3 was set at 1 point on a standardized scale (Appendix 4 – available upon request). This was the half-way mark between two proposed MIDs. Turner et al.⁶⁷ proposed a 10% improvement for mild RTIs. Based on the pooled mean scores for the control arms on day-3, a MID would be 0.5 points. Norman et al.⁶⁸ proposed that for populations with at least moderately impaired quality of life scores, the MID is approximately half the pooled standard deviation (SD) from the control arms, which for day-3 symptom severity would be 1.5 points. For standardised mean differences (SMD) the MID was set at 0.5 and a large effect size was 0.8.⁶⁹ For duration of illness, a MID was at least twice as many participants recovering⁷⁰ or one day shorter duration.⁶⁷

Patient and public involvement

The protocol was rapidly developed and published prior to patient advocate involvement. Experienced patient advocates based in Australia have since provided input, including blinded feedback on the importance of the outcome measures, and provided feedback on the presentation of the results and discussion. Ongoing involvement will include translating the review findings for consumers.

RESULTS

Included studies

From the 1,768 articles and registered trials retrieved through the database searches, 28 unique RCTs reported in 25 articles met the inclusion criteria (Figure 1).^{67 70-93} Three were published in Chinese language only.⁹⁰⁻⁹² Appendix 2 is available upon request and lists the 95 RCTs evaluating zinc in paediatric populations, articles published in English that were excluded at full-paper screen, and the characteristics of the seven registered RCTs evaluating zinc for SARS-CoV-2 with pending results (registration numbers NCT04342728, ACTRN12620000454976, NCT04377646, PACTR202005622389003, IRCT20180425039414N2, NCT04447534 and CTRI/2020/07/026340).

[INSERT FIGURE 1 – Search Results Flow Chart]

The characteristics of included studies are summarised in Table 2. Most were single-centre, 2-arm RCTs and were conducted in the United States (US). None of the RCTs included participants at risk of, or with a SARS-CoV-2 infection. Twenty RCTs evaluated zinc for community acquired infections that were mild to moderate severity.^{67 70 75-93} Six RCTs inoculated participants with a human rhinovirus strain (HRV 2, 13, 23 or 39).^{67 72-74} Two RCTs only assessed tolerability and adverse effects of a zinc lozenge designed to prevent or treat RTI.^{71 72}

Most participants were younger than 65 years, with no SARS-CoV-2 risk factors (Table 2). However, two RCTs included older adults from different ethnic backgrounds, many of whom had chronic disease comorbidities and were taking long-term medication.^{71 89} In another RCT, around one third of participants had a history of asthma.⁷⁰

The most common zinc formulations were lozenges followed by nasal sprays and gels containing either zinc acetate or gluconate salts (Table 2). The daily dose of elemental zinc from sublingual lozenges and oral capsules ranged from 15mg up to 300mg, whereas the doses for topical nasal applications were substantially lower (0.9-2.6 mg/day). Twenty-five RCTs compared zinc against a placebo that was often matched or partially matched. Two 4-arm RCTs described the control lozenge as a placebo,⁷⁴ however, they were re-classified as an active comparator because they contained quinine hydrochloride that has broad-spectrum antiviral effects.⁹⁴ Two RCTs permitted the concurrent use of paracetamol for temperature control and other cold medications for symptomatic relief.^{76 83} The use of breakthrough medication was reported and applied to all study participants. All but two RCTs^{71 72} reported at least one result that was used in a meta-analysis of a critical or important outcome. None of the RCTs reported mortality nor quality of life outcomes. The details of the meta-analyses, subgroup and sensitivity analyses, funnel plots, and any additional calculations used for the analysis can be found in Appendix 4 – available upon request.

The certainty of the evidence for all outcome measures was downgraded for SARS-CoV-2 indirectness (Table 3). A high risk of bias for some outcomes, inconsistency, and imprecision additionally undermined confidence. Concerns about the risk of bias included probable unmasking due to the challenges with matching the placebo and higher rates of adverse effects from zinc formulations such as nausea, taste changes and mouth or nasal irritation that could influence participant reported outcomes (Figure 2 and Appendix 3 – available upon request). For symptom severity, insufficient reporting on missing responses to the daily questionnaire amplified other concerns about missing outcome data. Substantial heterogeneity lead to both measures of effect for

duration of illness being downgraded. At least 11 RCTs were industry funded, with a further seven receiving partial industry support (Appendix 3 – available upon request). There was no obvious evidence of publication bias (Appendix 4 – available upon request).

[INSERT FIGURE 2 – Risk of Bias]

Table 2 | Characteristics of studies

Study ID	Country Setting Study design	Participants Age (mean ±SD) Risk factors*	Zinc Intervention (elemental dose/day) N (EoT)	Comparator N (EoT)	Outcomes assessed Follow-up time
SAFETY					
Zinc versus placebo control					
Silk 2005 ⁷¹	US Community Single centre 2-arm RCT	<i>Older adults</i> Age: 60-91 years (68.4 ±7 yrs) <i>chronic diseases n=66</i>	Lozenge: zinc gluconate glycine (Cold-Eeze®) Zinc dose: <79.8mg/day for 6 days N=NI (33)	Placebo lozenge: NI for 6 days N=NI (33)	1. Any adverse clinical event, recalled on day 7 and 14 2. Medications day 7 and 14 3. Vital signs on day 1 and 7 4. Laboratory tests (full blood count, electrolytes, kidney function, urine chemistry) on day 7 14 days
Al Nakib 1987 (C) ⁷²	UK Isolation unit Single centre 2-arm RCT	Healthy adults Age: 18-50 years (Zinc 31.5 yrs; Control 29.4 yrs) HRV-2 inoculation (n=10), placebo saline inoculation (n=8)	Lozenge: 23mg zinc gluconate 1 every 2 waking hours up to 12 daily (279mg) from 24 hours prior to inoculation, for 5 days N=7 (7)	Placebo lozenge: matched appearance, excipients 1 every 2 waking hours from 24 hours prior to inoculation, for 5 days N=11 (11)	1. Tolerability – taste 2. Adverse effects (biochemical and haematological changes) day 3-4
PREVENTION ONLY					
Zinc versus placebo control					
Prasad 2007 ⁸⁹	US Community Single centre 2-arm RCT	<i>Older adults</i> Age: 55-87 years (Zinc 65 ±9 yrs, Control 68 ±7 yrs) >70 years age n=19 <i>influenza vaccine n=37</i> <i>chronic diseases n=9</i> <i>medications n=17</i> <i>ethnicity: African</i> <i>American n=12,</i> <i>Hispanic n=1</i>	Capsule: 15mg zinc gluconate 2 morning, 1 night 45mg / day for 12 months N=25 (24)	Placebo capsule: matched appearance, excipients 2 morning, 1 night for 12 months N=25 (25)	Incidence rate: 1. Any infection ⁹⁵ 2. URTI: rhinitis, sinusitis, or bronchitis 3. Tonsillitis 4. Common cold: based on 7 symptoms 5. Cold sores 6. Flu-like illness 7. Fever (self-recall and nurse practitioner assessed) 8. Ex vivo generation of inflammatory markers and T cell cytokine production at 6 and 12 months 9. Plasma molecular markers of oxidative stress at 6 months 10. Plasma zinc at 12 months 11. Adverse effects: plasma copper at 12 months 12 months
Veverka 2009 ⁸⁸	US Air Force	Healthy adults (Zinc 18.5 ±.9 yrs,	Capsule: 15mg zinc gluconate 1 daily (15mg)	Placebo capsule: matched appearance	1. Incidence: URTI, physician diagnosed 2. Incidence: Common cold according to weekly self-recall of 8

	Academy Single centre 2-arm RCT	Control 18.6 ± 8 yrs)	<i>for 7 months</i> N=20 (15)	1 daily <i>for 7 months</i> N=20 (15)	symptoms, 0-3 scale, as per Takkouche criteria ⁹⁶ 2. Duration: weeks with self-reported symptoms 3. Plasma zinc at 7 months 4. Adverse effects: plasma copper at 7 months 4. Adverse effects: reported (ad hoc) for 7 months <i>7 months</i>
Wei 2009 ⁹⁰	China Army boot camp Single centre 2-arm RCT 2 parallel samples	Healthy males 18-22 years (Zinc 18.0 ± 0.4 yrs, Control 18.0 ± 0.4 yrs)	Nasal spray: zinc gluconate 0.29mg / spray 2 sprays, twice a day (1.15mg) <i>for 1 month</i> N=447 (386)	Placebo nasal spray: matched colour, smell, excipients 2 sprays, twice a day <i>for 1 month</i> N=454 (387)	Incidence of: 1. URTI: >1 day duration and >2 of 13 symptoms including appetite, nausea, vomiting or diarrhoea 2. Flu-like illness: fever >38.0C and sore throat or cough 3. Adverse effects: self-assessed daily <i>1 month</i>
Zhang 2009 ⁹¹	China Community Single centre 2-arm RCT 4 parallel samples	Healthy adult college students (Zinc 19 ± 1.5 yrs, Control 19 ± 1.6 yrs)	Nasal spray: zinc gluconate 0.29mg / spray 2 sprays, twice a day (1.15mg) <i>for 1 month</i> N=1,000 (978)	Placebo nasal spray: matched excipients 2 sprays, twice a day <i>for 1 month</i> N=1,000 (967)	Incidence of: 1. URTI: >1 day duration and >2 of 10 symptoms 2. Flu-like illness: fever >37.8C and sore throat or cough (cited CDC) 3. Adverse effects: self-assessed weekly <i>1 month</i>

PREVENTION & TREATMENT
Zinc versus placebo control

Al Nakib 1987 (A) ⁷²	UK Isolation unit Single centre 2-arm RCT	Healthy adults Age: 18-50 years (Zinc 31.5 yrs Control 29.4 yrs) HRV-2 inoculation Clinical cold: investigator assessed	Lozenge: 23mg zinc gluconate 1 every 2 waking hours up to 12 daily (279mg) <i>from 24 hours prior to inoculation, for 5 days</i> N=29 (29) prevention N=6 (6) treatment	Placebo lozenge: matched appearance, excipients 1 every 2 waking hours <i>from 24 hours prior to inoculation, for 5 days</i> N=28 (28) prevention N=8 (8) treatment	1. Incidence: viral infection (HRV2) isolated nasal swabs on day 3 and 7 and/or 4-fold rise in antibody titre on day 21 2. Incidence: clinical cold, investigator rated mild, moderate or severe 3. Severity: 4 symptoms, 0-3 scale, investigator rated daily for 6 days 4. Severity: daily nasal viral titres for 6 days 5. Severity: daily nasal mucus weight for 6 days 6. Severity: daily total tissue-count for 6 days 7. Zinc concentration: urine-analyses day 3-4 <i>21 days</i>
Turner 2001 ⁷⁴	US Community Single centre 2-arm RCT	Healthy adults inoculated with HRV-23 (n=56) or HRV-39 (n=35)	Nasal gel: zinc gluconate (Zicam®) 33 mM 120 µL / squirt 2 squirts 5 x day (2.6mg) <i>from 3 days prior to inoculation for 5 days</i> N=41 (41) prevention N=30 (30) treatment	Placebo nasal gel: matched appearance, excipients 2 squirts 5 x day <i>from 3 days prior to inoculation for 5 days</i> N=50 (50) prevention N=36 (36) treatment	1. Incidence: viral infection (HRV23 or HRV39) isolated from nasal lavage on days 0-5, or 4-fold rise in antibody titre on day 21 2. Incidence: clinical cold total, investigator assessed symptom score ≥ 6 plus 3 days rhinorrhoea, or self-determined diagnosis 3. Severity: 8 symptoms, 0-4 scale, investigator rated daily for 5 days 4. Severity: nasal viral titre, daily for 5 days 5. Adverse effects: assessed daily for 5 days

21 days

TREATMENT ONLY

Zinc versus active control

Turner 2000 (A) ⁶⁷	US Hotel isolation Multi centre 4-arm RCT	Healthy adults Age: 18-65 years HRV-39 inoculation Clinical cold: total daily symptom score ≥ 3 within 48 hrs, investigator assessed	Lozenge: Arm-1 zinc gluconate 13.3mg (Cold-Eeze®), Arm-2 zinc acetate 5mg, Arm-3 zinc acetate 11.5mg 1 every 2 waking hours up to 6 daily (79.8mg) <i>from 24-48 hours after inoculation until asymptomatic or for 14 days</i> N=NI (Arm-1 69, Arm-2 66, Arm-3 70)	Placebo lozenge: unmatched, quinine hydrochloride, tannic acid, sucrose octaacetate, sugar, glucose syrup 1 every 2 waking hours <i>from 24-48 hours after inoculation until asymptomatic or for 14 days</i> N=NI (67)	1. Duration: time up to 14 days, until two consecutive symptom scores ≤ 1 within 24 hours 2. Severity: 7 symptoms, 0-4 scale, self-rated twice daily for up to 14 days 3. Severity: viral IL-8 concentrations in nasal lavage, daily for 5 days (post hoc, at one centre only) 4. Adverse effects: assessed from day 1 of intervention for up to 14 days <i>19 days</i>
Turner 2000 (B) ⁶⁷	US Community Multi centre 4-arm RCT	Healthy adults Age: 18-65 years Common cold: ≥ 2 of 10 symptoms for ≤ 36 hours, investigator assessed	Lozenge: Arm-1 zinc gluconate 13.3mg (Cold-Eeze®), Arm-2 zinc acetate 5mg, Arm-3 zinc acetate 11.5mg 1 every 2 waking hours up to 6 / day (79.8mg) <i>until asymptomatic or for 14 days</i> N=NI (Arm-1 68, Arm-2 72, Arm-3 68)	Placebo lozenge: unmatched, tannic acid, sucrose octaacetate, sugar, glucose syrup, quinine hydrochloride 1 every 2 waking hours <i>until asymptomatic or for 14 days</i> N=NI (71)	1. Duration: time up to 14 days, until two consecutive symptom scores ≤ 1 within 24 hours 2. Severity: 7 symptoms, 0-4 scale, self-rated twice daily for up to 14 days 3. Adverse effects: assessed from day 1 for up to 14 days <i>14 days</i>
Yao 2005 ⁹²	China Multi-centre 2-arm RCT	N = 151 Healthy adults Age: 18-65 years (Zinc 37.3 \pm 13.1 yrs Control 35.9 \pm 13.2 yrs) Common cold: ≥ 2 of 8 symptoms for ≤ 36 hours	Nasal spray: zinc gluconate 1 spray every 2 hours 5 x day (zinc dose uncertain) <i>for 3 days until asymptomatic or up to 5 days</i> N=75 (70)	Nasal spray: naphazoline hydrochloride 2 sprays every 4 hours for 3 times daily <i>for 3 days until asymptomatic or up to 5 days</i> N=76 (73)	1. Duration: days until asymptomatic for each symptom, up to 5 days 2. Duration: number of participants asymptomatic for each symptom by day 5 3. Severity: 8 symptoms, 0-3 scale, self-rated daily for up to 5 days 4. Severity: number of participants $\geq 50\%$ improvement in total symptom score over 5 days 5. Adverse effects: at day 5 <i>5 days</i>

TREATMENT ONLY

Zinc versus placebo control

Al Nakib 1987 (B) ^{72, 93}	UK Isolation unit Single centre 2-arm RCT	Healthy adults Age: 18-50 years HRV-2 inoculation Common cold: onset	Lozenge: 23mg zinc gluconate 1 every 2 waking hours up to 12 per day (276mg) <i>from 24 hours after inoculation, for 6</i>	Placebo lozenge: citric acid, matched appearance. 1 every 2 waking hours <i>from 24 hours after inoculation for</i>	1. Severity: 4 symptoms, 0-3 scale, investigator rated on days 2-7 2. Severity: nasal mucus weight on days 2-7 3. Severity: total issue count on days 2-7
-------------------------------------	--	---	--	--	---

		<24 hours after inoculation	<i>days</i> N=6 (6)	<i>6 days</i> N=6 (6)	4. Severity: viral shedding on days 3 and 7 5. Severity: psychomotor performance assessed with 4-choice reaction time task before inoculation and when symptomatic. <i>7 days</i>
Belongia 2001 ⁷⁶	US Community Single centre 2-arm RCT	Healthy adults (Zinc 40 ±11 yrs. Control 38 ±11 yrs.) Common cold: 2 of 8 symptoms for 24 hours, or 1 symptom for ≤ 48 hours (Rhinovirus n=6, Parainfluenza virus n=1, Respiratory syncytial virus n=2) <i>Medications n=91</i>	Nasal spray: zinc sulfate heptahydrate (isotonic) 0.011mg / spray 2 sprays 4 x day (0.09mg) <i>until asymptomatic or for 14 days</i> N=81 (81)	Placebo nasal spray: matched excipients 2 sprays 4 x day <i>until asymptomatic or for 14 days</i> N=79 (79)	1. Duration: days until symptom score ≤ 1 for 2 consecutive days, up to 14 days 2. Severity: 8 symptoms, 0-3 scale, ⁹⁷ self-rated twice daily for up to 14 days 3. Severity: daily decongestant medication over 14 days or until asymptomatic 4. Medication use: decongestants, cough medicines, combination cold medication over 14 days 4. Adverse effects: twice daily up to 14 days <i>14 days</i>
Douglas 1987 ⁸⁷	Australia Community Single centre 2-arm RCT	Healthy adults (Zinc 30.7 yrs. Control 35.6 yrs.) URTI: ≥ 2 of 8 symptoms for 24 hours, or 1 symptom for 48 hrs (Rhinovirus n=6, Influenza A n=2, Adenovirus n=1, negative viral culture n=51)	Lozenge: 10mg zinc acetate (tartaric acid, sodium bicarbonate) 1 every 2 waking hours up to 8 per day (80mg) Av. daily dose: ~64mg ⁴² <i>from symptom onset for 3 days until asymptomatic or 6 days</i> N=35 (33)	Placebo lozenge: sodium acetate 1 every 2 waking hours <i>from symptom onset for 3 days until asymptomatic or 6 days</i> N=35 (30)	1. Duration: days until asymptomatic 2. Severity: 8 symptoms, 0-3 scale, ⁹⁷ self-rated daily for 3 days until asymptomatic or up to 6 days 3. Duration: days with symptoms over 6 months (winter in 1984) 4. Adverse effects: self-assessed daily and at 6 months <i>6 months</i>
Eby 1984 ⁷⁷	US Community Single centre 2-arm RCT	Healthy children & adults Age: 11-62 years (Zinc: 35.6 ±2.2 yrs. Control: 38 ±2.8 yrs.) URTI: symptoms ≤ 72 hours, physician diagnosed	Lozenge: 23mg zinc gluconate (dicalcium phosphate, cellulose, sodium starch glycolate, magnesium stearate) 2 every 2 waking hours up to 12 daily (276mg) Av. daily dose: ~207mg ⁴² <i>until asymptomatic for 6 hours or for 7 days</i> N=54 (37)	Placebo lozenge: matched appearance, excipients 2 every 2 waking hours up to 12 daily <i>until asymptomatic for 6 hours or for 7 days</i> N=39 (28)	1. Duration: days until asymptomatic, up to 7 days 2. Severity: 10 symptoms, 0-3 scale, self-rated daily for up to 7 days (results not reported) 3. Adverse effects: self-assessed daily for up to 7 days, reviewed by physician at day 7 <i>7 days</i>
Eby 2006 ⁸⁰	US Community Single centre 2-arm RCT	Healthy older children & adults Age: 9-66 years (Zinc 38.8 yrs.	Lozenge: 37mg zinc orotate and Nasal spray: zinc gluconate 10mM / spray 1 lozenge every 2 - 3 hours and 6	Placebo lozenge: calcium lactate, matched for appearance, excipients 1 lozenge every 2 - 3 hours and 6	1. Duration: days until asymptomatic, up to 7 days 2. Severity: 10 symptoms, 0-3 scale, self-rated daily for up to 7 days 3. Adverse effects: Self-assessed for up to 6 days, reviewed by

		Control 37.4 yrs.) Common cold: ≥ 2 of 10 symptoms and ≥ 1 nasal symptom, for ≤ 72 hours, physician diagnosed	sprays every 15 - 30 minutes when awake (300mg) <i>until asymptomatic or for 7 days</i> N = 25 (17)	sprays every 15 - 30 minutes when awake <i>until asymptomatic or for 7 days</i> N = 22 (16)	physician at 7 days <i>7 days</i>
Farr 1987 (A) ⁷³	US Hotel isolation Single centre 2-arm RCT	Healthy adults (Zinc 21.4 \pm 2.4 yrs.) Control 20.6 \pm 1.9 yrs.) Clinical cold following HRV-39 inoculation: symptoms as per Jackson criteria, ⁹⁷ or subjective belief of having a cold	Lozenge: 23mg zinc gluconate (citric acid) up to 8 / day (184mg) <i>from 36 hours after inoculation for 5 days</i> N=13 (13) cold symptoms	Placebo lozenge: citric acid, matched appearance. up to 8 / day <i>from 36 hours after inoculation for 5 days</i> N=12 (12) cold symptoms	1. Duration: viral shedding on days 2-7 2. Severity: 7 symptoms, 0-3 scale, ⁹⁷ investigator rated daily on days 1-7, self-reported on days 8-14 3. Severity: nasal mucus weight on days 1-7 4. Severity: daily tissue counts on days 1-5 5. Serum zinc and biochemistry, blood count, urinalysis on day 7 6. Adverse effects: serum copper on day 7 7. Adverse effects (clinical): daily on days 1-7 and exit interview between day 8 to 14 <i>21 days</i>
Farr 1987 (B) ⁷³	US Hotel isolation Single centre 2-arm RCT	Healthy adults (Zinc 21.1 \pm 2.2 yrs.) Control 21.1 \pm 2.8 yrs.) Clinical cold following HRV-13 inoculation: symptoms as per Jackson criteria, ⁹⁷ or subjective belief of having a cold	Lozenge: 23mg zinc gluconate (citric acid) up to 8 / day (184mg) <i>from 2 hours after inoculation for 7 days</i> N=N1 (13) treatment	Placebo lozenge: matched appearance up to 8 / day <i>from 2 hours after inoculation for 7 days</i> N=N1 (16) treatment	1. Duration: viral shedding on days 2-8 3. Severity: 7 symptoms, 0-3 scale, ⁹⁷ investigator rated twice daily for 7 days, and self-rated following discharge on days 9-14 4. Severity: daily viral nasal titres days 2-8 5. Severity: nasal mucus weights for 7 days 6. Serum zinc and biochemistry, blood count, urinalysis on day 7 7. Adverse effects (clinical): days for 7 days <i>7 days</i>
Godfrey 1992 ⁸⁶	US Community Single centre 2-arm RCT	Healthy adults Age 18-40 years (median age Zinc 21.2 yrs. Control 20.1 yrs.) Common cold: health practitioner diagnosed ≤ 48 hours symptoms	Lozenge: 23.7mg zinc gluconate (glycine, tannic acid) 1 every 2 waking hours up to 8 daily (189.6mg) Av. daily dose: 192mg <i>until asymptomatic for 48 hours or for 10 days</i> N=43 (35)	Placebo lozenge: matched appearance, flavour, excipients 1 every 2 waking hours up to 8 daily <i>until asymptomatic for 48 hours or for 10 days</i> N=42 (28)	1. Duration: days until asymptomatic, up to 10 days 2. Severity: 10 symptoms, 0-3 scale, self-rated daily for up to 10 days 3. Adverse effects: daily up to ten days <i>10 days</i>
Hemilä 2020 ⁷⁰	Finland Community Single centre 2-arm RCT	Healthy adults (Zinc 48 \pm 9 yrs.) Control 46 \pm 10 yrs.) Common cold: self-determined <i>History ≥ 1 cold/winter Asthma n=27</i>	Lozenge: 13mg zinc acetate (isomaltulose, sorbitol, magnesium stearate, sucralose) up to 6 daily (78mg) <i>from symptom onset for 5 days</i> N=45 (45)	Placebo lozenge: sucrose octoacetate matched appearance, flavour. up to 6 daily <i>from symptom onset for 5 days</i> N=42 (42)	1. Duration: days until self-determined recovery 2. Severity: 12 symptoms, 0-3 scale, self-rated daily for up to 10 days or until asymptomatic 3. Adverse effects: daily up to 10 days <i>4 months</i>
Hirt	US	Healthy adults	Nasal gel: zinc gluconate	Placebo nasal gel: matched	1. Duration: days until asymptomatic, up to 14 days

2000 ⁸¹	Community Single centre 2-arm RCT	Common cold: ≥ 3 of 9 symptoms for ≤ 24 hours	(Zicam®) 33 mM 120 µL / squirt 2 squirts 4 x day (2.1mg) <i>until asymptomatic or for 14 days</i> N=108 (108)	appearance, excipients 2 squirts 4 x day <i>until asymptomatic or for 14 days</i> N=105 (105)	2. Severity: 9 symptoms, 0-3 scale, self-rated daily (results not reported) 3. Adverse effects: daily up to 14 days <i>14 days</i>
Mossad 1996 ⁸⁴	US Community Single centre 2-arm RCT	Healthy adults Age: 21-69 years (Zinc 37.9 ±9.2 yrs. Control 37.5 ±7.5 yrs.) Common cold: ≥ 2 of 10 symptoms for ≤ 24 hours	Lozenge: 13.3mg zinc gluconate trihydrate (glycine, amino-acetic acid). 1 every 2 waking hours, ≥4 daily (≥53.2mg) Av. daily dose: ~79.8mg, <i>until asymptomatic or for 18 days</i> N=50 (50)	Placebo lozenge: matched appearance, flavour, calcium lactate pentahydrate 1 every 2 waking hours, <i>until asymptomatic or for 18 days</i> N=50 (50)	1. Duration: days until symptom score ≤1, up to 18 days 2. Severity: 10 symptoms, 0-3 scale, self-rated daily for up to 18 days 3. Medication use: paracetamol use whilst symptomatic 4. Adverse effects: self-assessed daily and within one day of being asymptomatic up to 18 days <i>18 days</i>
Mossad 2003 ⁸³	US Community Single centre 2-arm RCT	Healthy adults Age: 21-40 years (median: Zinc 29 yrs. Control 26 yrs.) Common cold: ≤ 48 hours symptoms, physician diagnosis (Rhinovirus n=27, Parainfluenza n=1, Influenza n=2, no virus isolated n=48)	Nasal gel: zinc gluconate (Zicam®) 33 mM 120 µL / squirt 2 squirts 4 x day (2.1mg) plus paracetamol if needed for temperature control <i>until asymptomatic for 48 hours or for 10 days</i> N=40 (40)	Placebo nasal gel: matched appearance & excipients 2 squirts 4 x days plus paracetamol if needed for temperature control <i>until asymptomatic for 48 hours or for 10 days</i> N=40 (38)	1. Duration: days until asymptomatic, up to 10 days 2. Severity: 10 symptoms, self-rated 0-3 ⁹⁷ twice daily until symptom resolution or up to 10 days 3. Medication use: paracetamol and other cold medication use over 10 days 4. Adverse effects: Assessed daily for up to 10 days and at exit interview <i>10 days</i>
Petrus 1998 ⁷⁸	US Community Single centre 2-arm RCT	Healthy adults Age: 18-54 years (Zinc 26.7 ±1.3 yrs. Control 26.2 ±1.2 yrs.) Common cold: ≥ 2 of 11 symptoms, duration not reported	Lozenge: 9mg zinc acetate (dextralose) 1 every 1.5 waking hours for 1 day, then second hourly Av. daily dose: ~ 89.1mg <i>until asymptomatic or for 14 days</i> N=52 (52)	Placebo lozenge: sucrose octa-acetate matched appearance, flavour. 1 every 1.5 waking hours for 1 day, then second hourly <i>until asymptomatic or for 14 days</i> N=49 (48)	1. Duration: days until asymptomatic, up to 14 days 2. Severity: 11 symptoms, 0-3 scale, self-rated daily for up to 14 days 3. Adverse effects: daily up to 14 days <i>14 days</i>
Prasad 2000 ⁷⁵	US Community Single centre 2-arm RCT	Healthy adults Age: >18 years (Zinc 36.4 ±11.1 yrs. Control 37.8 ±10.9 yrs) Common cold: ≥ 2 of 11 symptoms for ≤ 24 hours	Lozenge: 12.8mg zinc acetate dihydrate (silica gel, dextrose, glycerol monostearate) 1 every 2-3 waking hours Av. daily dose: ~80mg <i>until asymptomatic or for 12 days</i> N=25 (25)	Placebo lozenge: sucrose octa acetate, matched for flavour, texture, appearance, excipients. 1 every 2-3 waking hours <i>for until asymptomatic or for 12 days</i> N=25 (23)	1. Duration: days until asymptomatic, up to 12 days 2. Severity: 11 symptoms, 0-3 scale, self-rated daily for up to 12 days 3. Severity: plasma cytokines day 1, and when asymptomatic or day 12 4. Serum zinc day 1 and when asymptomatic or day 12 5. Adverse effects: recalled at trial exit interview: asymptomatic or day 12

Prasad 2008 ⁷⁹	US Community Single centre 2-arm RCT	Healthy adults Age: >18 years (Zinc: 34.5 ±14.1 yrs. Control: 35.5 ±13.4 yrs.) Common cold: ≥ 2 of 10 symptoms for ≤ 24 hours	Lozenge: 13.3mg zinc acetate (sucrose, corn syrup) 1 every 2-3 waking hours Av. daily dose: ~92mg <i>until asymptomatic or for 8 days</i> N=25 (25)	Placebo lozenge: octa-acetate, matched for appearance, flavour, excipients. 1 every 2-3 waking hours, <i>until asymptomatic or for 8 days</i> N=25 (25)	<i>12 days</i> 1. Duration: days until symptom score ≤1, up to 8 days 2. Severity: 10 symptoms, 0-3 scale, self-rated daily for up to 8 days 3. Severity: plasma cytokines: day 1, asymptomatic or day 8 4. Serum zinc day 1, asymptomatic or day 8 5. Adverse effects: recalled at trial exit: asymptomatic or day 8 <i>8 days</i>
Smith 1989 ⁸⁵	US Community Single centre 2-arm RCT	Healthy adults Age: >18 years (Zinc 26.7 ±1.3 yrs. Control: 26.2 ±1.2 yrs.) Acute URTI: clinical diagnosis, duration not reported	Lozenge: 11.5mg zinc gluconate (mannitol, sorbitol) 4 stat, then 1 every 2 waking hours (≥ 115mg daily) <i>until asymptomatic or for 7 days</i> N=88 (53)	Placebo lozenge: unmatched 4 stat, then 1 every 2 waking hours <i>until asymptomatic or for 7 days</i> N=86 (57)	1. Duration: days until asymptomatic, up to 7 days 2. Severity: 11 symptoms, 0-3 scale, self-rated daily for up to 7 days 3. Adverse effects: daily up to 7 days <i>7 days</i>
Weismann 1990 ⁸²	Denmark Community Single centre Quasi-RCT**	Healthy adults Age: 18-65 years Common cold: ≤ 24 hours; NI case definition <i>History of common cold in cold season</i>	Lozenge: 4.5mg zinc gluconate (maltitol) 1 every 1-1.5 waking hours, up to 10 daily (45mg) <i>from symptom onset until asymptomatic or for 10 days</i> N=77 (69)	Placebo lozenge: matched appearance, excipients 1 every 1-1.5 waking hours, up to 10 daily <i>from symptom onset until asymptomatic or for 10 days</i> N=68 (61)	1. Duration: days until asymptomatic, up to 10 days 2. Severity: overall condition severity, with 11cm VAS (visual analogue scale), self-rated daily for 10 days reviewed by physician at 10 days 3. Adverse effects: self-reported daily for 10 days, reviewed by physician at 10 days <i>10 days</i>

* *a priori* risks groups listed are people with low zinc status and/or increased SARS-CoV-2 morbidity risk; ** non-random allocation of participants to zinc or placebo study design confirmed by Hemilä 2011⁴² who contacted the author; **EO**T: number at end of treatment; **±SD**: standard deviation; **Av. daily dose**: calculated from the average number of lozenges taken by participants in the zinc group as reported in the manuscript or by Hemilä 2011⁴² who contacted the authors. **CDC**: Centres for Disease Control and Prevention, United States; **HRV**: human rhinovirus; **NI**: no information; **RD**: recommended dose **RCT**: randomised controlled trial; **URTI**: upper respiratory tract infection

Table 3 Summary of Findings: efficacy and safety of zinc interventions for preventing or treating SARS-CoV-2 infections in adults								
Included studies	Certainty assessment		Participants	Effect (95% confidence interval)	Certainty	Importance		
1. All-cause mortality of adults following SARS-CoV-2 infection: zinc vs. any type of intervention								
No information: results from 3 RCTs are pending					?	Critical		
2. Clinical outcomes of adults with severe or critical SARS-CoV-2 infection: zinc vs. any type of intervention								
No information: results from 4 RCTs are pending					?	Critical		
3. Quality of life outcomes of adults with SARS-CoV-2 infection: zinc vs. any type of intervention								
No information: not reported in any included of the included RCTs, none of the pending SARS-CoV-2 RCTs plan to assess HR-QoL					?	Critical		
4. Risk of serious adverse effects from zinc use for preventing or treating SARS-CoV-2 infections								
<p>Condition: mild to moderate RTIs that were community acquired or from human rhinovirus inoculation, no SARS-CoV-2 infections</p> <p>Settings/Participants: adults of all ages living in community settings in USA, China, UK, Scandinavia or Australia</p> <p>Zinc interventions: oral capsules up to 45mg elemental zinc daily, sublingual lozenges up to 300mg elemental zinc daily and/or low dose topical nasal sprays or gels</p>								
Randomised controlled trials (n=3)	Risk of bias	Inconsistency between studies	Indirectness of evidence ^a	Imprecision of effect ^b	Publication bias or other considerations	No serious adverse effects were reported by 2,804 adults who used up to 45mg zinc daily for prevention of viral RTIs over 1,792 person-months or a placebo over 1,773 person-months (range 1 to 12 months zinc use per person)	<p>VERY LOW SARS-Cov-2</p> <p>MODERATE other viral RTIs</p>	Critical
Randomised controlled trials (n=16)						No serious adverse effects were reported by 793 participants who used up to 300mg zinc daily to treat viral RTIs for up to 14 days or 765 participants who used a placebo	<p>VERY LOW SARS-Cov-2</p> <p>MODERATE other viral RTIs</p>	Critical
5. Prevention of SARS-CoV-2 infections: zinc vs. placebo								
<p>Condition: mild to moderate RTIs that were community acquired, no SARS-CoV-2 infections</p> <p>Settings/Participants: college students (China), males at an army boot camp (China), air force cadets (USA), community day centre for older adults (USA)</p> <p>Zinc interventions: oral capsules up to 45mg daily, or low dose topical nasal sprays</p>								

Randomised controlled trials (n=4)	Risk of bias ^c	Inconsistency between studies	Indirectness of evidence ^a	Imprecision of effect	Publication bias or other considerations	1492 adults over 1792 person-months	1499 adults over 1773 person-months	31% lower risk of <u>mild to moderate</u> RTI Risk ratio 0.69 (0.60 to 0.80)	5 fewer <u>mild to moderate</u> RTIs per 100 adults who use zinc for 1 month (from 9 to 1 fewer) ^d NTT: 20 (11 to 100)	⊕⊕⊕⊕ VERY LOW SARS-Cov-2	Critical
										⊕⊕⊕⊕ MODERATE other viral RTIs	
						1472 adults over 1,652 person-months	1479 adults over 1,654 person-months	82% lower risk of <u>moderate</u> RTI Risk ratio 0.12 (0.04 to 0.37)	1 fewer <u>moderate</u> RTIs per 100 adults who use zinc for 1 month (from 2 to 1 fewer) ^d NTT: 100 (50 to 100)	⊕⊕⊕⊕ VERY LOW SARS-Cov-2	
								⊕⊕⊕⊕ MODERATE other viral RTIs			
						1492 adults over 1792 person-months	1499 adults over 1773 person-months	27% lower risk of <u>mild</u> RTI Risk ratio 0.73 (0.63 to 0.85)	4 fewer <u>mild</u> RTIs per 100 adults who use zinc for 1 month (from 7 to 1 fewer) ^d NTT: 25 (14 to 100)	⊕⊕⊕⊕ VERY LOW SARS-Cov-2	Critical
										⊕⊕⊕⊕ MODERATE other viral RTIs	
<p>6. Risk of non-serious adverse effects when preventing SARS-CoV-2 infections: zinc vs. placebo Condition: mild to moderate RTIs that were community acquired or from human rhinovirus inoculation, no SARS-CoV-2 infections Settings/Participants: college students (China), males at an army boot camp (China), air force cadets (USA) Zinc interventions: oral capsules up to 45mg daily, or low dose topical nasal sprays</p>											
Randomised controlled trials (n=3)	Risk of bias ^c	Inconsistency between studies	Indirectness of evidence ^a	Imprecision of effect ^f	Publication bias or other considerations	1467 adults over 1504 person-months	1474 adults over 1494 person-months	56% higher risk of non-serious adverse effects Risk ratio 1.56 (0.73 to 3.34)	2 more non-serious adverse effects per 100 persons who use zinc for 1 month (from 2 fewer to 5 more) ^d	⊕⊕⊕⊕ VERY LOW SARS-Cov-2	Critical
										⊕⊕⊕ LOW other viral RTIs	

7. Symptom severity of mild to moderate SARS-CoV-2 infections: zinc vs. placebo										
<p>Condition: mild RTIs that were community acquired or from human rhinovirus inoculation, no SARS-CoV-2 infections Settings/Participants: healthy adults, living in community settings in the USA Zinc interventions: sublingual lozenges up to 276mg elemental zinc daily, or low dose topical nasal gel or spray</p>										
Randomised controlled trials (n=5)	Risk of bias ^{o,g}	Inconsistency between studies	Indirectness of evidence ^{a,h}	Imprecision of effect ^b	Publication bias or other considerations	200 adult participants	192 adult participants	<p>Day-3 symptom severity scores were reduced by an average of 1.2 points (from 1.7 lower to 0.7 lower)</p> <p><i>A clinically important difference for mild illness is 1 point lower</i></p>	<p>⊕⊕⊕⊕ VERY LOW SARS-Cov-2</p> <p>⊕⊕⊕ LOW <i>other viral RTIs</i></p>	Critical
Randomised controlled trials (n=3)	Risk of bias ^c	Inconsistency between studies	Indirectness of evidence ^{a,i}	Imprecision of effect ^b	Publication bias or other considerations	97 adult participants	98 adult participants	<p>Average daily symptom severity scores were reduced by a standardised mean difference of 0.2 (from 0.4 lower to 0.1 higher)</p> <p><i>A clinically important difference is 0.5 lower</i></p>	<p>⊕⊕⊕⊕ VERY LOW SARS-Cov-2</p> <p>⊕⊕⊕ LOW <i>other viral RTIs</i></p>	Critical
8. Duration of illness from mild to moderate SARS-CoV-2 infections: zinc vs. placebo										
<p>Condition: mild to moderate RTIs that were community acquired, no SARS-CoV-2 infections Settings/Participants: adults living in community settings in USA, Scandinavia, or Australia Zinc interventions: sublingual lozenges up to 300mg elemental zinc daily, or low dose topical nasal gel or spray</p>										
Randomised controlled trials (n=10)	Risk of bias ^c	Inconsistency between studies ^{e,j}	Indirectness of evidence ^a	Imprecision of effect	Publication bias or other considerations	413 adult participants	414 adult participants	<p>83% more likely to remain symptomatic over the first 7 days with placebo Hazard ratio 1.83 (1.07 to 3.13)</p> <p>19 more per 100 at risk of remaining symptomatic with placebo (from 2 more to 38 more) ^k NNT: 5 (from 3 to 50)</p> <p><i>A clinically important difference is HR 2.0, that is, 22 more per 100 or NTT: 4</i></p>	<p>⊕⊕⊕⊕ VERY LOW SARS-Cov-2</p> <p>⊕⊕⊕⊕ VERY LOW <i>other viral RTIs</i></p>	Critical

Randomised controlled trials (n=12)	Risk of bias ^c	Inconsistency between studies ^{e1}	Indirectness of evidence ^a	Imprecision of effect	Publication bias or other considerations	607 adult participants	573 adult participants	Duration of symptoms were reduced by an average of 2 days (from 3.5 days shorter to 0.6 days shorter) <i>A clinically important difference for mild illness is at least 1 day shorter duration</i>	 VERY LOW SARS-Cov-2 VERY LOW other viral RTIs	Important	
9. Risk of non-serious adverse effects from short-term use when treating SARS-CoV-2 infections: zinc vs. placebo Condition: mild to moderate RTIs that were community acquired or from human rhinovirus inoculation, no SARS-CoV-2 infections Settings/Participants: adults living in community settings in USA or Scandinavia Zinc interventions: sublingual lozenges up to 300mg elemental zinc daily, or low dose topical nasal gel or spray											
Randomised controlled trials (n=11)	Risk of bias ^m	Inconsistency between studies	Indirectness of evidence ^a	Imprecision of effect ^b	Publication bias, considerations	273/557 (49.0%) adult participants with adverse effects	192/545 (35.2%) adult participants with adverse effects	41% higher risk of non-serious adverse effects Risk ratio 1.41 (1.17 to 1.69)	14 more non-serious adverse effects per 100 adults (from 6 more to 24 more) NTT: 7 (4 to 16)	 VERY LOW SARS-Cov-2 MODERATE other viral RTIs	Important
10. Duration of illness from mild to moderate SARS-CoV-2 infections: zinc vs. an active control Condition: mild to moderate RTIs that were community acquired or from human rhinovirus inoculation, no SARS-CoV-2 infections Settings/Participants: healthy adults, age 18-65 years living in community settings in the US Zinc interventions: zinc gluconate or acetate sublingual lozenges up to 80mg elemental zinc daily Active controls: sublingual lozenge with quinine											
Randomised controlled trials (n=2 x 4-arm)	Risk of bias ^c	Inconsistency between studies	Indirectness of evidence ^{a,h}	Imprecision of effect	Publication bias, considerations	413 adult participants	414 adult participants	7% more likely to remain symptomatic over the first 7 days with placebo Hazard ratio 1.07 (0.90 to 1.27) <i>A clinically important difference is HR 2.0, that is, 22 more per 100 or NTT: 4</i>	2 more per 100 at risk of remaining symptomatic with an active control (from 3 fewer to 7 more) ^j	 VERY LOW SARS-Cov-2 MODERATE other viral RTIs	Critical

Randomised controlled trials (n=1 x 4-arm)	Risk of bias ^c	Inconsistency between studies	Indirectness of evidence ^a	Imprecision of effect ^{b,n}	Publication bias, considerations	208 adult participants	213 adult participants	Duration of symptoms were reduced by an average of 4 hours (from 22 hours shorter to 14 hours longer)	⊕⊕⊕⊕ VERY LOW SARS-Cov-2	Important	
<p><i>A clinically important difference for mild illness is at least 24 hours shorter duration</i></p>									⊕⊕⊕⊕ LOW other viral RTIs		
<p>11. Risk of non-serious adverse effects from use when treating SARS-CoV-2 infections: zinc vs. active controls</p> <p>Condition: mild to moderate RTIs that were community acquired or from human rhinovirus inoculation, no SARS-CoV-2 infections</p> <p>Settings/Participants: healthy adults, age 18-65 years living in community settings in the US</p> <p>Zinc interventions: zinc gluconate or acetate sublingual lozenges up to 80mg elemental zinc daily</p> <p>Active controls: sublingual lozenge with quinine, or topical nasal spray with naphazoline hydrochloride</p>											
Randomised controlled trials (n=3: 1 x 2-arm, 2 x 4-arm)	Risk of bias ^c	Inconsistency between studies	Indirectness of evidence ^a	Imprecision of effect ^b	Publication bias, considerations	89/489 (18.2%) adult participants with adverse effects	76/490 (15.5%) adult participants with adverse effects	16% higher risk of non-serious adverse effects Risk ratio 1.14 (0.86 to 1.50)	2 more non-serious adverse effects per 100 adults (from 2 fewer to 8 more)	⊕⊕⊕⊕ VERY LOW SARS-Cov-2	Important
									⊕⊕⊕⊕ LOW other viral RTIs		

NNT: numbers needed to treat; **HR-QoL:** Health related quality of life; **a.** None of the participants had a confirmed SARS-CoV-2 infection; **b.** Optimal information size not met; **c.** Some concerns about risk of bias remains even when study outcomes with a higher risk of bias are removed; **d.** Risk difference per person-months calculated in RevMan; **e.** Unexplained statistical heterogeneity; **f.** Optimal information size is met, and whilst the 95% CI overlaps no effect it excludes important harm; **g.** Estimate of effect remains in favour of zinc when study outcomes with a high risk of bias are removed (Mean difference -1.01 [-1.65, -0.37]); **h.** Most participants had community acquired infections that often includes coronaviruses (82%), estimate of effect increased in favour of zinc when participants inoculated with human rhinovirus are removed (Mean difference -1.4, 95% CI: -2.1 to -0.6); **i.** Around half of the participants were inoculated with human rhinovirus; **j.** Removal of statistical outlier reduces effect estimate, 95%CI includes no effect (HR 1.39, 95% CI: 0.96 to 2.02) and heterogeneity is reduced from 82% to 60%; **k.** Likelihood of control group remaining symptomatic by day 7 was set at 33%, i.e. around two-thirds of adults would recover within 1 week; **l.** Very high statistical heterogeneity; **m.** Estimate of effect remains in favour of placebo when study outcomes with a moderate or high risk of bias are removed (Relative risk 1.32, 95% CI 1.12 to 1.57); **n.** Only one 4-arm RCT

LEGEND	Assessment of certainty		Certainty of the evidence		
	+ 1 point	Rated up by 1 point e.g. dose response, large effect	⊕⊕⊕⊕ HIGH	High certainty of benefit or no harm	⊕⊕⊕⊕ HIGH
neutral	Not serious Not rated down	⊕⊕⊕⊕ MODERATE	Moderate certainty of benefit or no harm	⊕⊕⊕⊕ MODERATE	Moderate certainty of harm or no benefit
- 1 point	Serious Rated down by 1 point	⊕⊕⊕ LOW	Low certainty of benefit or no harm	⊕⊕⊕ LOW	Low certainty of harm or no benefit
- 2 points	Very serious Rated down by 2 points	⊕ VERY LOW	Very low certainty of benefit or harm	?	No information

Zinc for prevention of SARS-CoV-2 infection

There were no data specific to SARS-CoV-2 nor other coronaviruses, consequently, confidence in all estimated effects was downgraded to very low certainty (Table 3).

Community acquired infections

Prevention of community acquired viral RTIs was investigated in four RCTs that included 2,804 participants over a total of 3,565 person-months.⁸⁸⁻⁹¹ Compared with placebo controls, zinc reduced the risk of developing symptoms consistent with a mild to moderate RTI by 31% (Risk Ratio (RR) 0.69, 95% Confidence Interval (CI) 0.60 to 0.80, very low certainty SARS-CoV-2, moderate certainty for other RTIs) (Figure 3). The number needed to treat (NTT) to prevent an RTI was 20 adults using zinc for one month (95% CI 11 to 100). The largest effect was an 88% reduction for moderately severe, flu-like illnesses (RR 0.12, 95% CI 0.04 to 0.37, very low certainty SARS-CoV-2, moderate certainty other RTIs).⁸⁹⁻⁹¹ However, due to the higher incidence of mild RTIs (e.g. common cold), even with a lower risk reduction of 29% (RR 0.71, 95% CI 0.60 to 0.80) the absolute effect was larger (Table 3).⁸⁸⁻⁹¹ Four mild RTIs (95% CI 7 to 1) might be prevented with 100 person-months of zinc use, compared to one moderately severe RTI (95% CI 2 to 1). For the subgroup of older adults aged 55-87 years, based on one RCT only (49 participants, 588 per-person months), the risk of RTIs was more than halved (RR 0.38, 95% CI 0.16 to 0.90, very low certainty SARS-CoV-2, low certainty other RTIs).⁸⁹ Subgroup analysis found no significant differences according to zinc administration route or dose (P=0.37) (Figure 3).

[INSERT FIGURE 3 – Prevention of RTIs and adverse effects]

Human rhinovirus inoculation

The effect of zinc compared to placebo for preventing RTIs symptoms following inoculation with human rhinoviruses was evaluated in two RCTs that included 148 participants.^{72 74} Neither study found a difference in the risk of infection nor in developing a clinical cold (RR 1.05, 95% CI 0.69 to 1.60, very low certainty SARS-CoV-2 and other RTIs) (Figure 3).

Adverse effects

No serious adverse events were reported (very low certainty SARS-CoV-2, moderate certainty other RTIs). Anosmia (loss of sense of smell) was not reported by the 1,447 participants who used a zinc nasal spray nor the 1,354 participants who used a placebo spray for 1 month (very low certainty SARS-CoV-2, moderate certainty other RTIs).^{90 91} Compared to placebo, no differences in copper

plasma concentration were found in the two smaller RCTs that evaluated 15mg of oral zinc for younger adults over 7 months⁸⁸ or 45mg for older adults over twelve months⁸⁹ (very low certainty SARS-CoV-2, low certainty other RTIs). Based on the pooled results of three RCTs that included 2,758 participants and 2,998 per person-months, there were no differences in the risk non-serious adverse effects from zinc compared to placebo controls (RR: 1.56, 95% CI 0.73 to 3.34, very low certainty SARS-CoV-2, low certainty other RTIs) (Figure 3).^{88 90 91}

Zinc for treatment of SARS-CoV-2

There were no data specific to SARS-CoV-2 nor other specific coronaviruses, consequently, confidence in all estimated effects was downgraded to very low certainty for SARS-CoV-2 (Table 3).

Symptom severity

Of the 23 RCTs that evaluated the effects of zinc on symptom severity for non-specific and other viral RTIs,^{67 70 72-87 92} only seven reported results that could be extracted for a meta-analysis of an *a priori* outcome (Figure 4).⁷³⁻⁷⁹

[INSERT FIGURE 4 – Symptom severity]

In five RCTs that included 392 participants, a clinically important reduction of more than 1 point in the day-3 symptom severity scores for mild RTIs was found for zinc compared to placebo (mean difference (MD) -1.21, 95% CI -1.74 to -0.66, very low certainty SARS-CoV-2, low certainty for other RTIs).^{74-77 79} Subgroup analyses found no significant differences between zinc administered as a topical nasal spray or gel compared to sublingual lozenges, nor were there any differences between RTIs that were community acquired compared to those caused by rhinovirus inoculation.

Average daily symptom severity scores were no different for zinc compared to placebo controls (standardized mean difference (SMD) -0.15, 95% CI -0.43 to 0.13, very low certainty SARS-CoV-2, low certainty other RTIs) in a pooled analyses of three RCTs, including a total of 195 participants.^{73 74 78} Similarly, the effect for zinc compared to placebo was unchanged by its administration route and by the type of viral infection.

In two multicentre 4-arm RCTs, three different zinc lozenges were compared to an active control containing quinine hydrochloride. In both RCTs, one with 272 participants who were inoculated with human rhinovirus and the other with 279 participants who had a community acquired, non-specific

mild viral RTI, symptom severity was equivalent.⁶⁷ Similarly, in another RCT that included 143 participants,⁹² symptom severity with zinc nasal spray use was equivalent to an active control nasal spray containing naphazoline hydrochloride.

Of the remaining RCTs that evaluated the effects of zinc compared to placebo on symptom severity according to various outcome measures, five RCTs including a total of 353 participants, reported lower symptom severity from zinc,^{72 83-86} four RCTs that included 248 participants, reported no differences between groups,^{72 73 82 87} and three RCTs did not report their results.^{70 80 81}

Duration of illness

Zinc was found to effectively reduce the duration of community acquired mild to moderately severe RTIs in 14 RCTs that included 1,300 participants (Figure 5).^{70 75-87} The pooled results from 10 RCTs that followed up 1023 participants for at least seven days,^{70 75-77 80-85} found that on any given day, the risk of remaining symptomatic was 83% higher for placebo controls compared to zinc (HR 1.83, 95% CI 1.07 to 3.13, very low certainty SARS-CoV-2 and other RTIs). The pooled results from 12 RCTs that included 1,180 participants,^{75-79 81-87} found the duration of symptoms was reduced by an average of two days with zinc compared to placebo controls (MD -2.03, 95% CI -3.50 to -0.59, very low certainty SARS-CoV-2 and other RTIs), more than twice the minimally important difference of one day.

[INSERT FIGURE 5 – Duration of illness]

Results from the subgroup analyses that compared zinc salts, administration routes and zinc lozenge doses were less consistent. A significant difference between the zinc salt subgroups was found for mean duration (P=0.009) but not symptomatic risk (P=0.71). Similarly, a significant difference in the subgroups according to daily zinc lozenge dose was found for mean duration (P=0.002) but not symptomatic risk (P=0.27). No significant difference was found between the administration route subgroups for either mean duration (P=0.60) or symptomatic risk (P=0.27). To further investigate possible methodological explanations for the substantial heterogeneity, subgroup analyses were also conducted according to the maximum number of days participants were symptomatic prior to enrolment and different definitions of symptomatic survival, however, heterogeneity remained a concern.

The pooled results from two multicentre 4-arm RCTs that included 551 participants, found zinc lozenges were equivalent to an active control containing quinine (Figure 5). No differences were

found in the likelihood of remaining symptomatic (HR 1.07, 95% CI 0.90 to 1.27, very low certainty SARS-CoV-2, moderate certainty other RTIs) from mild to moderately severe RTIs that were either community acquired or caused by HRV inoculation nor the mean days duration of illness for community acquired RTIs (MD -0.18 days, -0.93 to 0.56, very low certainty SARS-CoV-2, low certainty for other RTIs).

Adverse effects

No serious adverse effects were reported in any of the RCTs that evaluated zinc for treating RTIs (very low certainty SARS-CoV-2, moderate certainty for other RTIs).^{67 70 73-86 92} The risks of non-serious adverse effects were 1.4 times more for zinc compared to placebo (RR 1.41, 95% CI 1.17 to 1.69, very low certainty SARS-CoV-2, moderate certainty for other RTIs) in 11 RCTs including 1102 participants.^{70 73 74 76 77 80-84 86} (Figure 6). The pooled results of three RCTs that included 979 participants that compared various zinc interventions and doses with active controls, found no difference in the rates of non-serious adverse effects (RR 1.16, 95% CI 0.88 to 1.53).^{67 92}

[INSERT FIGURE 6 – Adverse effects from zinc used to treat RTIs]

Sixteen RCTs reported the incidence of individual adverse effect rates. Nausea or gastro-intestinal discomfort was 1.3 times more likely with zinc compared to placebo (RR 1.30, 95% CI 1.01 to 1.90) found in 11 RCTs that included 957 participants.^{70 73 75 77 79-81 84-87} Mouth irritation or soreness from sublingual lozenges containing zinc, was 1.6 times more likely than placebo lozenges (RR 1.55, 95% CI 1.05 to 2.29) in seven RCTs that included 505 participants.^{73 75 77 79 80 85 86} Sublingual lozenges were more than twice as likely to cause taste aversion (RR 2.11, 95% CI 1.47 to 3.04) compared to placebo lozenges, in nine RCTs that included 719 participants.^{73 75 77 79 80 82 84 85 87} Zinc lozenges were more likely than nasal sprays and gels to cause any non-serious adverse effect (P=0.02) and/or gastrointestinal symptoms (P=0.04). Adverse effect incidence was inconsistent for comparisons of different zinc doses and salts compared to placebo controls. Unlike the prevention studies, the pooled results of three RCTs (328 participants) investigating zinc as a treatment,^{74 76 83} found no difference in the rates of nasal irritation or pain from zinc topical nasal sprays or gels compared to placebo controls (RR 1.22, 95% CI 0.72 to 2.05).

DISCUSSION

Principle findings

This rapid review and meta-analysis considers the potential role of zinc in the prevention and treatment of SARS-CoV-2, and advances the evidence on the effects of zinc for mild and moderate RTIs in adults without zinc deficiencies.⁴¹⁻⁴⁷ New evidence about the prophylactic effects of zinc found that compared to placebo controls, zinc reduced the risk of developing symptoms that are consistent with a non-specific viral RTI. This risk was substantially lower for moderately severe illness compared to mild illness. When zinc was used to treat mild to moderate RTIs, there were clinically important reductions in the symptom severity and duration, however, the higher rates of non-serious adverse effects from zinc may limit its acceptability for some people.

Confidence in the estimated effects of zinc for SARS-CoV-2 is very low, due to serious indirectness as there were no data specific to SARS-CoV-2, nor other coronaviruses, and some concerns about bias for most outcomes. From the perspective of the general population, the indirect evidence is still relevant. The risk of other community acquired viral RTIs during the covid-19 pandemic remains relevant, and zinc is likely to be self-prescribed either before or near the onset of symptoms prior to knowing the cause.

Alongside potential benefits, consumers also seek detailed information about adverse effects and tolerability. The review confirms that adverse stomach, mouth, and nasal symptoms are common, particularly with doses above the NOEL of 40 to 50mg daily. No serious adverse effects were reported, suggesting this risk is low. However, post marketing surveillance has identified cases of long-lasting anosmia associated with a zinc gluconate nasal gel.^{98,99} It is unclear if the same risks apply to nasal sprays. A loss of smell was not reported by any of the RCTs, including the 1,364 young adults who used a zinc gluconate nasal spray twice daily for one month. As anosmia is an early SARS-CoV-2 symptom, any use of topical nasal zinc formulations during the pandemic should be considered and carefully monitored.¹⁰⁰

Copper depletion is another potential risk, particularly with long-term zinc use,^{29,30} as might be the case for people choosing to use zinc for SARS-CoV-2 prophylaxis. This risk is reflected in the recommended upper limits of around 40 to 50mg daily.³⁰ It was reassuring that plasma copper levels were stable following 15mg of oral zinc for seven months⁸⁸ and 45mg of oral zinc daily for 12 months.⁸⁹ However, both RCTs were small and may be underpowered to detect a difference, only a single marker of copper status was measured,²⁹ and intestinal absorption of zinc is influenced by a

variety of factors including age, medication use, dietary phytates (found in whole grains, legumes, nuts and seeds) and zinc status.^{5 32}

Implications for SARS-CoV-2 research

The review findings align with calls for more immuno-nutrition research, particularly in populations with a higher SARS-CoV-2 risk.^{32 35} Results from seven RCTs evaluating various zinc doses, salts, and administration routes for the prevention or treatment of SARS-CoV-2 are all pending. These RCTs will continue to be tracked and the review periodically updated until there is moderate certainty in the evidence or no further direct evidence is pending.

Future SARS-CoV-2 clinical trials should consider replicating the RCTs with positive results for other viral RTIs and consider focusing on high risk groups. Based on the limited information reported in the protocols, some of the choices for zinc interventions appear to be arbitrary. For instance, despite sublingual and topical nasal zinc demonstrating effectiveness for other viral RTIs, none of the registered SARS-CoV-2 trials plan to evaluate either administration route, and a relatively low dose of oral zinc, 15mg daily for prevention and 20mg daily for treatment, will be evaluated in two other RCTs despite neither dose demonstrating efficacy for other viral RTIs. Future studies could consider evaluating higher doses of prophylactic oral zinc (45mg daily in a divided dose) for older adults and people living in residential care, and low dose prophylactic zinc nasal spray for at risk younger adults, such as healthcare workers and contacts of known SARS-CoV-2 cases. For short-term, acute treatment of SARS-CoV-2, it would be reasonable to first investigate an oral or sublingual dose of at least 50mg, or perhaps even 75mg daily,^{42 43} or include multiple zinc arms with different doses. Regarding the choice of zinc salts to investigate, the largest body of evidence from other viral RTIs comes from zinc gluconate and zinc acetate, suggesting these are both suitable choices. Trialists should also ensure they classify zinc an active control and not an inert control.

The minimum time-frame in which zinc should be started following an acute SARS-CoV-2 infection will also need to be investigated. Most of the RCTs included in this review commenced zinc within 24 hours from the onset of symptoms. Yet, in the post-hoc subgroup analyses we conducted to evaluate methodological diversity the duration of illness was also reduced in the subset of RCTs in which participants commenced zinc up to three days from the onset of symptoms. Further, in a preliminary analysis for one of the included RCTs, the investigators briefly report that the significant reduction in the duration of symptoms remained when a large number of participants with symptoms of up to 10 days duration were added.⁷⁷ Similarly, in an case series of four consecutive

adults with probable or laboratory confirmed SARS-CoV-2 infection who took high dose zinc lozenges (115 – 207mg daily) as outpatients, only one person commenced zinc within 24 hours from the onset of symptoms. The other three commenced zinc five, nine and 21 days later. Noticeable clinical improvements over the next 24 hours were observed in all four cases.²⁰ These findings suggest zinc could be beneficial even when it is commenced later in the course of an illness. SARS-CoV-2 studies will need to investigate if the duration of symptoms prior to commencing zinc impacts effectiveness.

Clues regarding timing and dose of zinc can be gleaned from a retrospective, open-label observational study of adults hospitalised with SARS-CoV-2.¹⁷ The study observed that a daily zinc dose of 100mg (zinc sulphate capsules, 220mg twice daily for 5 days), as an adjuvant to hydroxychloroquine and azithromycin was associated with a decrease in mortality and hospice care. This association was strongest for adults who were not admitted to the intensive care unit (ICU). Since patients in ICU are experiencing more severe cytokine storms, the investigators postulate that zinc's mechanism of action may be predominantly antiviral rather than anti-inflammatory. However, neither the duration of symptoms nor baseline zinc status were reported, nor were they included as explanatory variables. It should be considered that critically ill adults may have had a lower zinc status or required a higher zinc dose or perhaps a different administration route (e.g. intravenous).

Along with investigating the potential effectiveness of various doses, formulations and administration options, SARS-CoV-2 clinical trials should also determine if zinc requires a carrier or an ionophore, such as hydroxychloroquine,¹⁶ and compare the risks and benefits. According to our review findings and preliminary in vitro SARS-CoV-2 research,³³ it is plausible that zinc may be effective when used on its own.

Finally, except for one RCT that evaluated the effects of zinc on cognitive function,^{72,93} the symptomatic and functional impact on the participants' quality of life (QoL) was not assessed. Given the importance of these outcomes to patients, patient-reported outcomes measures such as the Wisconsin Upper Respiratory Symptom Survey (WURSS-24) that assess both symptom severity and quality of life are recommended.¹⁰¹

Strengths and limitations of this review

Consultation with consumer advocates helped focus this review on issues that matter to patients and affirmed the relevance of indirect evidence. Notwithstanding, the indirectness to SARS-CoV-2 is a major limitation that constrained the overall certainty of the evidence. The only direct evidence

that we are aware of comes from non-randomised studies of interventions.^{8 16-19} However, including these studies would not have changed the conclusions. The certainty of the evidence would have remained very low for all outcomes.

Other limitations to the certainty of the evidence included serious concerns about the inconsistency of the estimates of effect for duration. Wide variations in the methodology, zinc interventions, demographics of the study participants, and changes in the seasonal epidemiology of viral RTIs are all likely to have contributed to this heterogeneity. We were more cautious than previous reviewers,^{45 46} and downgraded the certainty of the evidence by two levels for inconsistency. A high risk of bias for most of the RCT outcomes was another concern. Except for adverse effects, many RCT outcomes have at least some concerns. Reassuringly, the estimates of effects for all critical outcomes were robust following removal of RCTs with a high risk of bias. Nevertheless, we were more cautious than previous reviewers,⁴²⁻⁴⁶ and downgraded the certainty of the evidence due to risk of bias by one level for all prevention, duration and severity outcomes.

Limitations of the rapid review methods included single reviewers conducting many of the tasks. This may have increased errors and inconsistencies. Strategies to minimise these risks included calibrating the reviewers prior to conducting single tasks, applying a high threshold for exclusion when screening articles, and a second reviewer verifying data extraction and appraisal. Other errors may have arisen from using second-hand information reported in other systematic reviews to augment the analysis of non-critical outcomes and subgroup analyses.⁴¹⁻⁴³ As this review is the first to analyse hazard ratios, including this data meant the pooled results could be compared to the alternate effect measure, mean days duration.

Rapid review limitations were counterbalanced by not restricting the search strategy and including adults with viral RTIs following HRV inoculation that led to substantially more studies being included compared to previous reviews.⁴¹⁻⁴⁷ Notably, a concurrent systematic review published in 2020 only included 1 of the 6 prevention RCTs and 9 of the 23 treatment RCTs.⁴⁶ This in part was due to the reviewers only searching four databases and affirms the importance of carefully considering which review methods to restrict.¹⁰²

The decision to use the RoB-2 tool increased the workload, as RCTs with multiple outcomes were appraised more than once. Hence, only the outcomes included in a meta-analysis were appraised. The trade-off of appraising bias at the outcome level rather than study level was the improved

specificity and relevance of RoB-2 to zinc interventions. For example, missing responses to questionnaire items were more likely to bias symptoms severity score than symptom duration. The signalling questions for Domain 2: Deviations from Intended Interventions, helped highlight bias arising from contamination of the intervention, a notable challenge in the evaluation of nutritional (dietary) interventions.

Flexibility in the rapid review protocol enabled a staged meta-analysis and more timely reporting of priority conditions, populations, and outcomes. The 95 shortlisted RCTs evaluating zinc for the prevention or treatment of viral RTIs in children are yet to be analysed, and will add to the findings of the 2016 Cochrane review that included six RCTs evaluating zinc supplementation for the prevention of pneumonia in children aged from 2 months to 59 months.⁴⁸ In contrast to the RCTs of adult populations, most RCTs evaluated zinc use in populations with a moderate or high risk of zinc deficiency, and around one third were prevention studies.

CONCLUSIONS

This rapid review of RCTs confirms that zinc is a potential therapeutic candidate for preventing and treating SARS-CoV-2, including high risk groups and adults without zinc deficiency. The seven trials currently in progress, will provide important direct evidence for SARS-CoV-2. Pending these results, the indirect evidence from this review points towards zinc being a viable alternative to other unproven pharmaceutical options. Trials comparing standard care to zinc alone and as an adjuvant to other interventions are both warranted. The choice of zinc interventions to investigate should be guided by the findings of this review. Along with clinical outcomes, quality of life and adverse effects should be assessed. Additional information about the relative availability, acceptability and costs of therapeutic options will also be needed.

REFERENCES

1. COVID-19 Priorities: Version 7: Cochrane Collaboration; 2020 [Available from: https://www.cochrane.org/sites/default/files/public/uploads/covid-19_prioritiesv7.pdf accessed 25 May 2020.
2. Garritty C, Gartlehner G, Kamel C, et al. Cochrane Rapid Reviews. Interim Guidance from the Cochrane Rapid Reviews Methods Group. March 2020.2020.
3. Siemieniuk RA, Bartoszko JJ, Ge L, et al. Drug treatments for covid-19: living systematic review and network meta-analysis. *bmj* 2020;370
4. Zhu R-f, Gao Y-l, Robert S-H, et al. Systematic review of the registered clinical trials for coronavirus disease 2019 (COVID-19). *Journal of Translational Medicine* 2020;18(1):274. doi: 10.1186/s12967-020-02442-5
5. Arentz S, Yang G, Goldenberg J, et al. Clinical significance summary: Preliminary results of a rapid review of zinc for the prevention and treatment of SARS-CoV-2 and other acute viral respiratory infections. *Adv Integr Med* 2020 doi: 10.1016/j.aimed.2020.07.009

6. O'Connor A. Taking Supplements Probably Won't Help, and may harm. *The New York Times* 2020 March 31;6.
7. Ahmed I, Hasan M, Akter R, et al. Behavioral preventive measures and the use of medicines and herbal products among the public in response to Covid-19 in Bangladesh: A cross-sectional study. *medRxiv* 2020:2020.08.15.20175513. doi: 10.1101/2020.08.15.20175513
8. Khurana A, Kaushal GP, gupta R, et al. Prevalence and clinical correlates of COVID-19 outbreak among healthcare workers in a tertiary level hospital. *medRxiv* 2020:2020.07.21.20159301. doi: 10.1101/2020.07.21.20159301
9. Alam MM, Mahmud S, Rahman MM, et al. Clinical Outcomes of Early Treatment With Doxycycline for 89 High-Risk COVID-19 Patients in Long-Term Care Facilities in New York. *Cureus* 2020;12(8):e9658. doi: 10.7759/cureus.9658 [published Online First: 2020/08/18]
10. Bahloul M, Ketata W, Lahyeni D, et al. Pulmonary capillary leak syndrome following COVID-19 virus infection. *Journal of medical virology* 2020 doi: 10.1002/jmv.26152 [published Online First: 2020/06/11]
11. Derwand R, Scholz M, Zelenko V. COVID-19 outpatients – early risk-stratified treatment with zinc plus low dose hydroxychloroquine and azithromycin: a retrospective case series study. *International Journal of Antimicrobial Agents* 2020:106214. doi: <https://doi.org/10.1016/j.ijantimicag.2020.106214>
12. Enzmann MO, Erickson MP, Grindeland CJ, et al. Treatment and preliminary outcomes of 150 acute care patients with COVID-19 in a rural health system in the Dakotas. *Epidemiol Infect* 2020;148:e124. doi: 10.1017/s0950268820001351 [published Online First: 2020/07/02]
13. Kang JE, Rhie SJ. Practice considerations on the use of investigational anti-COVID-19 medications: Dosage, administration and monitoring. *J Clin Pharm Ther* 2020 doi: 10.1111/jcpt.13199 [published Online First: 2020/06/12]
14. Sattar Y, Connerney M, Rauf H, et al. Three Cases of COVID-19 Disease With Colonic Manifestations. *Am J Gastroenterol* 2020;115(6):948-50. doi: 10.14309/ajg.0000000000000692 [published Online First: 2020/05/20]
15. Shady A, Singh AP, Gbaje E, et al. Characterization of Patients with COVID-19 Admitted to a Community Hospital of East Harlem in New York City. *Cureus* 2020;12(8):e9836. doi: 10.7759/cureus.9836 [published Online First: 2020/09/22]
16. Rahimian JO, Yaghi S, Liu M, et al. Treatment with Zinc is Associated with Reduced In-Hospital Mortality Among COVID-19 Patients: A Multi-Center Cohort Study. 2020
17. Carlucci PM, Ahuja T, Petrilli C, et al. Zinc sulfate in combination with a zinc ionophore may improve outcomes in hospitalized COVID-19 patients. *J Med Microbiol* 2020;69(10):1228-34. doi: 10.1099/jmm.0.001250 [published Online First: 2020/09/16]
18. Capone S, Abramyan S, Ross B, et al. Characterization of Critically Ill COVID-19 Patients at a Brooklyn Safety-Net Hospital. *Cureus* 2020;12(8):e9809. doi: 10.7759/cureus.9809 [published Online First: 2020/08/28]
19. Yao JS, Paguio JA, Dee EC, et al. The Minimal Effect of Zinc on the Survival of Hospitalized Patients With COVID-19: An Observational Study. *Chest* 2020 doi: 10.1016/j.chest.2020.06.082 [published Online First: 2020/07/28]
20. Finzi E. Treatment of SARS-CoV-2 with high dose oral zinc salts: A report on four patients. *Int J Infect Dis* 2020;99:307-09. doi: 10.1016/j.ijid.2020.06.006 [published Online First: 2020/06/12]
21. WHO. Clinical Management of COVID-19. Interim guidance. 27 May 2020 Geneva, Switzerland: World Health Organization, 2020.
22. NICE. Guidelines about COVID-19 London, UK: National Institute for Health and Care Excellence; 2020 [Available from: <https://www.nice.org.uk/covid-19#rapid-products> accessed 14 October 2014.
23. ECDC. COVID-19: Latest evidence: Vaccines and treatment Solna, Sweden: European Centre for Disease Prevention and Control 2020 [updated 18 September 2020. Available from:

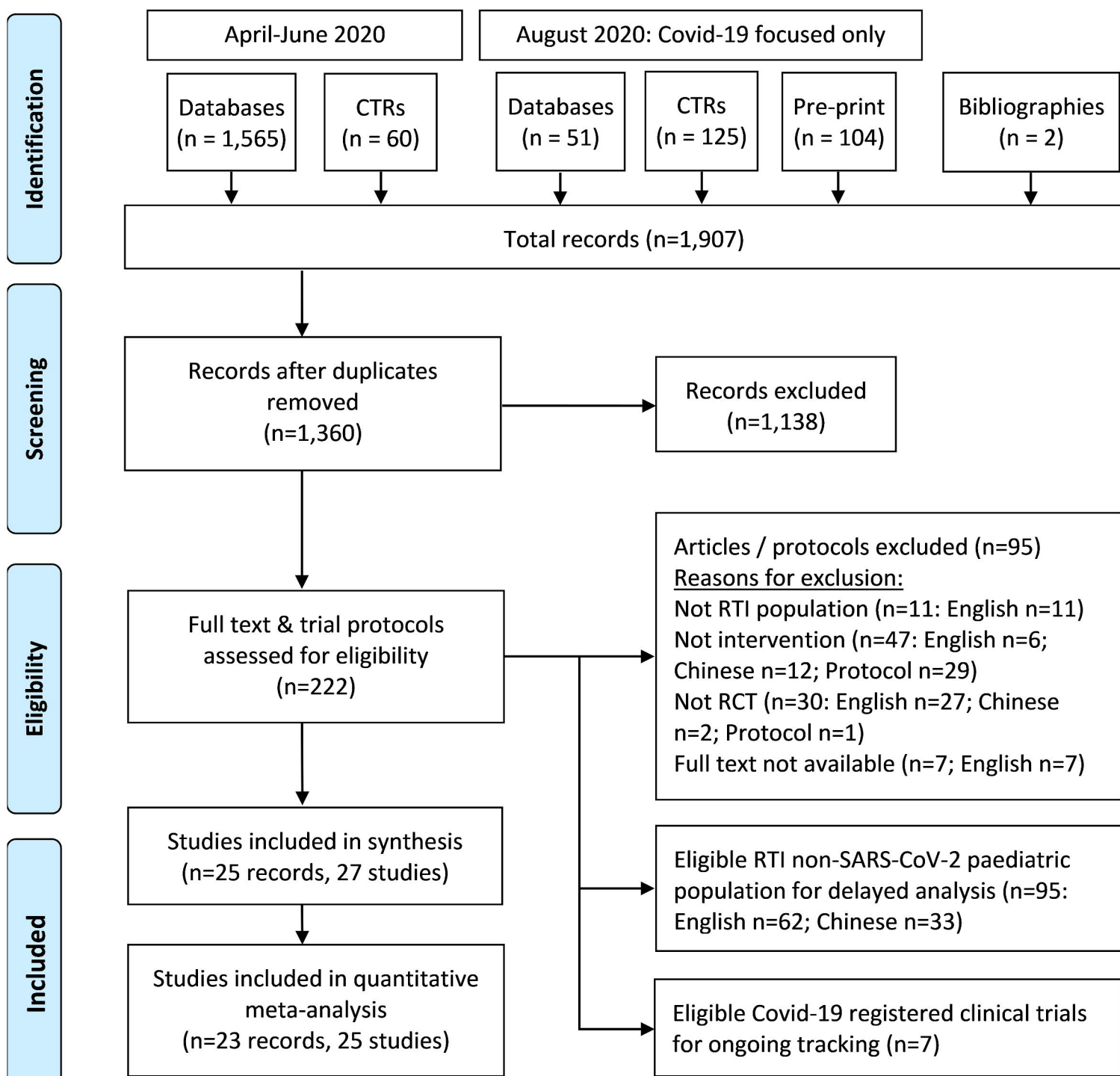
- <https://www.ecdc.europa.eu/en/covid-19/latest-evidence/vaccines-and-treatment> accessed 14 October 2020.
24. IDSA. Infectious Diseases Society of America Guidelines on the Treatment and Management of Patients with COVID-19: Infectious Diseases Society of America; 2020 [Available from: <https://www.idsociety.org/practice-guideline/covid-19-guideline-treatment-and-management/> accessed 14 October 2020.
 25. Living guidelines: Caring for people with COVID-19 Australia: National COVID-19 Clinical Evidence Taskforce; 2020 [updated 1 October 2020. Available from: <https://covid19evidence.net.au/wp-content/uploads/FLOWCHART-2-MANAGEMENT-OF-MILD.pdf?201001-72309> accessed 14 October 2020.
 26. RACGP. Home-care guidelines for adult patients with mild COVID-19. East Melbourne, Australia: The Royal Australian College of General Practitioners 2020.
 27. de Faria Coelho-Ravagnani C, Corgosinho FC, Sanches FFZ, et al. Dietary recommendations during the COVID-19 pandemic. *Nutr Rev* 2020 doi: 10.1093/nutrit/nuaa067 [published Online First: 2020/07/13]
 28. NIH. COVID-19 Treatment Guidelines: Adjunctive Therapy: Zinc: National Institute of Health, USA; 2020 [updated 17 July 2020. Available from: <https://www.covid19treatmentguidelines.nih.gov/adjunctive-therapy/zinc/> accessed 19 September 2020.
 29. Duncan A, Yacoubian C, Watson N, et al. The risk of copper deficiency in patients prescribed zinc supplements. *J Clin Pathol* 2015;68(9):723-5. doi: 10.1136/jclinpath-2014-202837 [published Online First: 2015/06/19]
 30. Opinion of the Scientific Committee on Food on the Tolerable Upper Intake Level of Zinc (expressed on 5 March 2003). *European Commission Health & Consumer Protection Directorate-General: Scientific Committee on Food* 2003;SCF/CS/NUT/UPPLEV/62 Final
 31. Skalny AV, Rink L, Ajsuvakova OP, et al. Zinc and respiratory tract infections: Perspectives for COVID-19 (Review). *Int J Mol Med* 2020 doi: 10.3892/ijmm.2020.4575 [published Online First: 2020/04/23]
 32. Mossink JP. Zinc as nutritional intervention and prevention measure for COVID-19 disease. *BMJ Nutrition, Prevention & Health* 2020:bmjnph-2020-000095. doi: 10.1136/bmjnph-2020-000095
 33. Vogel-González M, Talló-Parra M, Herrera-Fernández V, et al. Low zinc levels at clinical admission associates with poor outcomes in COVID-19. *medRxiv* 2020:2020.10.07.20208645. doi: 10.1101/2020.10.07.20208645
 34. Ischia J, Bolton DM, Patel O. Why is it worth testing the ability of zinc to protect against ischaemia reperfusion injury for human application. *Metallomics* 2019;11(8):1330-43. doi: 10.1039/c9mt00079h [published Online First: 2019/06/18]
 35. Derbyshire E, Delange J. COVID-19: is there a role for immunonutrition, particularly in the over 65s? *BMJ Nutrition, Prevention & Health* 2020:bmjnph-2020-000071.
 36. Yasui Y, Yasui H, Suzuki K, et al. Analysis of the predictive factors for a critical illness of COVID-19 during treatment: relationship between serum zinc level and critical illness of COVID-19. *International Journal of Infectious Diseases* 2020;100:230-36. doi: 10.1016/j.ijid.2020.09.008
 37. Jothimani D, Kailasam E, Danielraj S, et al. COVID-19: Poor outcomes in patients with zinc deficiency. *International Journal of Infectious Diseases* 2020;100:343-49. doi: <https://doi.org/10.1016/j.ijid.2020.09.014>
 38. Heller RA, Sun Q, Hackler J, et al. Prediction of Survival Odds in COVID-19 by Zinc, Age and Selenoprotein P as Composite Biomarker. *Redox Biology* 2020:101764. doi: <https://doi.org/10.1016/j.redox.2020.101764>
 39. Arentz S, Hunter J, Goldenberg J, et al. Protocol for a rapid review of zinc for the prevention or treatment of COVID-19 and other coronavirus-related respiratory tract infections in humans.

- PROSPERO 2020 CRD42020182044: National Institute for Health Research; 2020 [Available from: www.crd.york.ac.uk/prospero/display_record.php?ID=CRD42020182044].
40. Hunter J, Arentz S, Goldenberg J, et al. Rapid review protocol: zinc for the prevention or treatment of COVID-19 and other coronavirus-related respiratory tract infections. *Integrative Medicine Research* 2020;100457. doi: <https://doi.org/10.1016/j.imr.2020.100457>
 41. D'Cruze H, Arroll B, Kenealy T. Is intranasal zinc effective and safe for the common cold? A systematic review and meta-analysis. *Journal of primary health care* 2009;1(2):134-39.
 42. Hemilä H. Zinc lozenges may shorten the duration of colds: a systematic review. *The open respiratory medicine journal* 2011;5:51.
 43. Hemila H. Zinc lozenges and the common cold: a meta-analysis comparing zinc acetate and zinc gluconate, and the role of zinc dosage. *JRSM Open* 2017;8(5):2054270417694291. doi: 10.1177/2054270417694291 [published Online First: 2017/05/19]
 44. Hemilä H, Chalker E. The effectiveness of high dose zinc acetate lozenges on various common cold symptoms: a meta-analysis. *BMC Family Practice* 2015;16(1):24.
 45. Science M, Johnstone J, Roth DE, et al. Zinc for the treatment of the common cold: a systematic review and meta-analysis of randomized controlled trials. *CMAJ* 2012;184(10):E551-61. doi: 10.1503/cmaj.111990 [published Online First: 2012/05/09]
 46. Wang MX, Win SS, Pang J. Zinc Supplementation Reduces Common Cold Duration among Healthy Adults: A Systematic Review of Randomized Controlled Trials with Micronutrients Supplementation. *Am J Trop Med Hyg* 2020;103(1):86-99. doi: 10.4269/ajtmh.19-0718 [published Online First: 2020/04/29]
 47. Hulisz D. Efficacy of zinc against common cold viruses: an overview. *Journal of the American Pharmacists Association* 2004;44(5):594-603.
 48. Lassi ZS, Moin A, Bhutta ZA. Zinc supplementation for the prevention of pneumonia in children aged 2 months to 59 months. *Cochrane Database Syst Rev* 2016;12:CD005978. doi: 10.1002/14651858.CD005978.pub3 [published Online First: 2016/12/05]
 49. Higgins JPT TJ, Chandler J, Cumpston M, Li T, Page, MJ WV. Cochrane handbook for systematic reviews of interventions: John Wiley & Sons 2019:Chapter 17 - context.
 50. Moher D, Liberati A, Tetzlaff J, et al. Preferred Reporting Items for Systematic Reviews and Meta-Analyses: The PRISMA Statement. *PLOS Medicine* 2009;6(7):e1000097. doi: 10.1371/journal.pmed.1000097
 51. Qiu R, Zhao C, Liang T, et al. Core Outcome Set for Clinical Trials of COVID-19 based on Traditional Chinese and Western Medicine. *medRxiv* 2020:2020.03.23.20041533. doi: 10.1101/2020.03.23.20041533
 52. Jin X, Pang B, Zhang J, et al. Core Outcome Set for Clinical Trials on Coronavirus Disease 2019 (COS-COVID). *Engineering* 2020 doi: <https://doi.org/10.1016/j.eng.2020.03.002>
 53. COMET_Initiative. Core outcome measures in effectiveness trials England2010 [Available from: <http://www.comet-initiative.org/>].
 54. Blackwood B RS, Clarke M, Marshall JC, Connolly B, Rose L, McAuley DF. A Core Outcome Set for Critical Care Ventilation Trials 2020 [Available from: <http://www.comet-initiative.org/Studies/Details/292>].
 55. Hemilä H, Chalker E. Zinc for preventing and treating the common cold [Protocol Withdrawn]. *Cochrane Database of Systematic Reviews* 2019(11) doi: 10.1002/14651858.CD012808.pub2
 56. Gwaltney JM, Jr., Hendley JO, Simon G, et al. Rhinovirus Infections in an Industrial Population: II. Characteristics of Illness and Antibody Response. *JAMA* 1967;202(6):494-500. doi: 10.1001/jama.1967.03130190100014
 57. Rohatgi A. WebPlotDigitizer Version 4.2. 2019. <https://automeris.io/WebPlotDigitizer>.
 58. Higgins JP, Sterne JA, Savovic J, et al. A revised tool for assessing risk of bias in randomized trials. *Cochrane database of systematic reviews* 2016;10(Suppl 1):24.

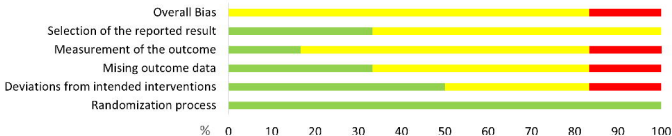
59. Thorlund K, Walter SD, Johnston BC, et al. Pooling health-related quality of life outcomes in meta-analysis—a tutorial and review of methods for enhancing interpretability. *Research synthesis methods* 2011;2(3):188-203.
60. Tierney JF, Stewart LA, Gherzi D, et al. Practical methods for incorporating summary time-to-event data into meta-analysis. Additional file 1: HR calculations spreadsheet. *Trials* 2007; 8(1). <https://doi.org/10.1186/1745-6215-8-16>; https://static-content.springer.com/esm/art%3A10.1186%2F1745-6215-8-16/MediaObjects/13063_2006_188_MOESM1_ESM.xls (accessed 14 May 2020).
61. Review Manager (RevMan). [program]. 5.3 version. Copenhagen: The Nordic Cochrane Centre, The Cochrane Collaboration, 2014
62. R_Core_Team. R: A language and environment for statistical computing Vienna, Austria 2019 [Available from: <https://www.R-project.org/> accessed 2019.
63. Evidence_Prime I. GRADEpro Guideline Development Tool [Software]: McMaster University; 2020 [Available from: gradepr.org.
64. Gagnier JJ, Morgenstern H, Altman DG, et al. Consensus-based recommendations for investigating clinical heterogeneity in systematic reviews. *BMC medical research methodology* 2013;13(1):106.
65. Handbook for grading the quality of evidence and the strength of recommendations using the GRADE approach. In: Schünemann H, Brożek J, Guyatt G, et al., eds.: The GRADE Working Group, 2013.
66. Sterne JA, Sutton AJ, Ioannidis JP, et al. Recommendations for examining and interpreting funnel plot asymmetry in meta-analyses of randomised controlled trials. *Bmj* 2011;343:d4002.
67. Turner RB, Cetnarowski WE. Effect of treatment with zinc gluconate or zinc acetate on experimental and natural colds. *Clinical infectious diseases : an official publication of the Infectious Diseases Society of America* 2000;31(5):1202-08.
68. Norman GR, Sloan JA, Wyrwich KW. Interpretation of changes in health-related quality of life: the remarkable universality of half a standard deviation. *Medical care* 2003;582-92.
69. Cohen J. Statistical power analysis for the behavioral sciences: Academic press 2013.
70. Hemilä H, Haukka J, Alho M, et al. Zinc acetate lozenges for the treatment of the common cold: a randomised controlled trial. *BMJ open* 2020;10(1):e031662. doi: 10.1136/bmjopen-2019-031662
71. Silk R, LeFante C. Safety of zinc gluconate glycine (Cold-Eeze) in a geriatric population: a randomized, placebo-controlled, double-blind trial. *Am J Ther* 2005;12(6):612-7. doi: 10.1097/01.mjt.0000179115.04316.18 [published Online First: 2005/11/11]
72. Al-Nakib W, Higgins PG, Barrow I, et al. Prophylaxis and treatment of rhinovirus colds with zinc gluconate lozenges. *J Antimicrob Chemother* 1987;20(6):893-901. doi: 10.1093/jac/20.6.893 [published Online First: 1987/12/01]
73. Farr BM, Conner EM, Betts RF, et al. Two randomized controlled trials of zinc gluconate lozenge therapy of experimentally induced rhinovirus colds. *Antimicrob Agents Chemother* 1987;31(8):1183-7. doi: 10.1128/aac.31.8.1183 [published Online First: 1987/08/01]
74. Turner RB. Ineffectiveness of intranasal zinc gluconate for prevention of experimental rhinovirus colds. *Clin Infect Dis* 2001;33(11):1865-70. doi: 10.1086/324347 [published Online First: 2001/11/03]
75. Prasad AS, Fitzgerald JT, Bao B, et al. Duration of symptoms and plasma cytokine levels in patients with the common cold treated with zinc acetate. A randomized, double-blind, placebo-controlled trial. *Annals of Internal Medicine* 2000;133(4):245-16.
76. Belongia EA, Berg R, Liu K. A randomized trial of zinc nasal spray for the treatment of upper respiratory illness in adults. *The American journal of medicine* 2001;111(2):103-08.
77. Eby GA, Davis DR, Halcomb WW. Reduction in duration of common colds by zinc gluconate lozenges in a double-blind study. *Antimicrob Agents Chemother* 1984;25(1):20-4. doi: 10.1128/aac.25.1.20 [published Online First: 1984/01/01]

78. Petrus EJ, Lawson KA, Bucci LR, et al. Randomized, double-masked, placebo-controlled clinical study of the effectiveness of zinc acetate lozenges on common cold symptoms in allergy-tested subjects. *Current therapeutic research, clinical and experimental* 1998;59(9):595-607. doi: 10.1016/S0011-393X(98)85058-3
79. Prasad AS, Beck FW, Bao B, et al. Duration and severity of symptoms and levels of plasma interleukin-1 receptor antagonist, soluble tumor necrosis factor receptor, and adhesion molecules in patients with common cold treated with zinc acetate. *J Infect Dis* 2008;197(6):795-802. doi: 10.1086/528803 [published Online First: 2008/02/19]
80. Eby GA, Halcomb WW. Ineffectiveness of zinc gluconate nasal spray and zinc orotate lozenges in common-cold treatment: a double-blind, placebo-controlled clinical trial. *Altern Ther Health Med* 2006;12(1):34-8.
81. Hirt M, Nobel S, Barron E. Zinc nasal gel for the treatment of common cold symptoms: a double-blind, placebo-controlled trial. *Ear Nose Throat J* 2000;79(10):778-80, 82. [published Online First: 2000/10/31]
82. Weismann K, Jakobsen JP, Weismann JE, et al. Zinc gluconate lozenges for common cold. A double-blind clinical trial. *Dan Med Bull* 1990;37(3):279-81. [published Online First: 1990/06/01]
83. Mossad SB. Effect of zincum gluconicum nasal gel on the duration and symptom severity of the common cold in otherwise healthy adults. *QJM : monthly journal of the Association of Physicians* 2003;96(1):35-43. doi: 10.1093/qjmed/hcg004
84. Mossad SB, Macknin ML, Medendorp SV, et al. Zinc gluconate lozenges for treating the common cold. A randomized, double-blind, placebo-controlled study. *Ann Intern Med* 1996;125(2):81-8. doi: 10.7326/0003-4819-125-2-199607150-00001 [published Online First: 1996/07/15]
85. Smith DS, Helzner EC, Nuttall CE, Jr., et al. Failure of zinc gluconate in treatment of acute upper respiratory tract infections. *Antimicrobial agents and chemotherapy* 1989;33(5):646-48.
86. Godfrey JC, Conant Sloane B, Smith DS, et al. Zinc gluconate and the common cold: a controlled clinical study. *The Journal of international medical research* 1992;20(3):234-46.
87. Douglas RM, Miles HB, Moore BW, et al. Failure of effervescent zinc acetate lozenges to alter the course of upper respiratory tract infections in Australian adults. *Antimicrobial agents and chemotherapy* 1987;31(8):1263-65.
88. Veverka DV, Wilson C, Martinez MA, et al. Use of zinc supplements to reduce upper respiratory infections in United States Air Force Academy cadets. *Complement Ther Clin Pract* 2009;15(2):91-5. doi: 10.1016/j.ctcp.2009.02.006 [published Online First: 2009/04/04]
89. Prasad AS, Beck FW, Bao B, et al. Zinc supplementation decreases incidence of infections in the elderly: effect of zinc on generation of cytokines and oxidative stress. *Am J Clin Nutr* 2007;85(3):837-44. doi: 10.1093/ajcn/85.3.837 [published Online First: 2007/03/09]
90. Wei J, Chen HW, You LH. [Zinc gluconate nasal spray for the prevention of upper respiratory tract infection: A randomised, double-blinded, placebo-controlled trial]. *Medical Journal of Chinese People's Liberation Army* 2009;34(7):838-40.
91. Zhang LJ, Liu GX, Zhang YX, et al. [Zinc gluconate nasal spray for the prevention of acute upper respiratory tract infection]. *Journal of Preventive Medicine Information* 2009;25(7):508-10.
92. Yao WZ, Yang W, Shen N, et al. [Zinc gluconate nasal spray versus common cold nasal spray in treating common cold: A randomised, multi-center, controlled trial]. *Chinese Journal of Clinical Pharmacology* 2005;21(2):87-90.
93. Smith AP, Tyrrell DA, Al-Nakib W, et al. Effects of zinc gluconate and nedocromil sodium on performance deficits produced by the common cold. *Journal of psychopharmacology (oxford, england)* 1991;5(3):251-54.
94. Ahidjo BA, Loe MWC, Ng YL, et al. Current Perspective of Antiviral Strategies against COVID-19. *ACS Infect Dis* 2020;6(7):1624-34. doi: 10.1021/acsinfecdis.0c00236 [published Online First: 2020/06/16]

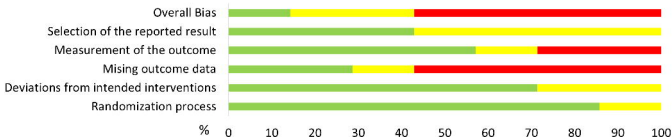
95. Bentley DW, Bradley S, High K, et al. Practice Guideline for Evaluation of Fever and Infection in Long-Term Care Facilities. *Clinical Infectious Diseases* 2000;31(3):640-53. doi: 10.1086/314013
96. Takkouche B, Regueira-Méndez C, García-Closas R, et al. Intake of vitamin C and zinc and risk of common cold: a cohort study. *Epidemiology* 2002;13(1):38-44. doi: 10.1097/00001648-200201000-00007 [published Online First: 2002/01/24]
97. Jackson G, Dowling, G., Spiesman, H.F., Boand, I.G., Arthur, V. Transmission of the common cold to volunteers under controlled conditions: I. The common cold as a clinical entity. *AMA archives of internal medicine* 1958;101(2):267-78.
98. Jafek BW, Linschoten MR, Murrow BW. Anosmia after intranasal zinc gluconate use. *Am J Rhinol* 2004;18(3):137-41. [published Online First: 2004/07/31]
99. Alexander TH, Davidson TM. Intranasal Zinc and Anosmia: The Zinc-Induced Anosmia Syndrome. *The Laryngoscope* 2006;116(2):217-20. doi: 10.1097/01.mlg.0000191549.17796.13
100. Lechner M, Chandrasekharan D, Jumani K, et al. Anosmia as a presenting symptom of SARS-CoV-2 infection in healthcare workers - A systematic review of the literature, case series, and recommendations for clinical assessment and management. *Rhinology* 2020;58(4):394-99. doi: 10.4193/Rhin20.189 [published Online First: 2020/05/10]
101. Wisconsin upper respiratory symptom survey (WURSS) Department of Family Medicine and Community Health, University of Wisconsin; [Available from: <https://www.fammed.wisc.edu/wurss/> accessed 12 August 2020 2020.
102. Hunter J, Arentz S, Goldenberg J, et al. Choose your shortcuts wisely: COVID-19 rapid reviews of traditional, complementary and integrative medicine. *Integrative Medicine Research* 2020:100484. doi: <https://doi.org/10.1016/j.imr.2020.100484>



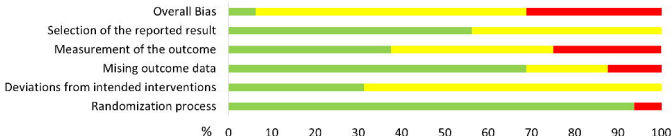
PREVENTION n=6



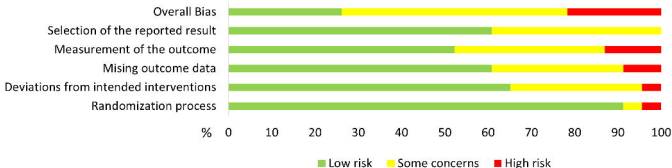
SEVERITY n=7



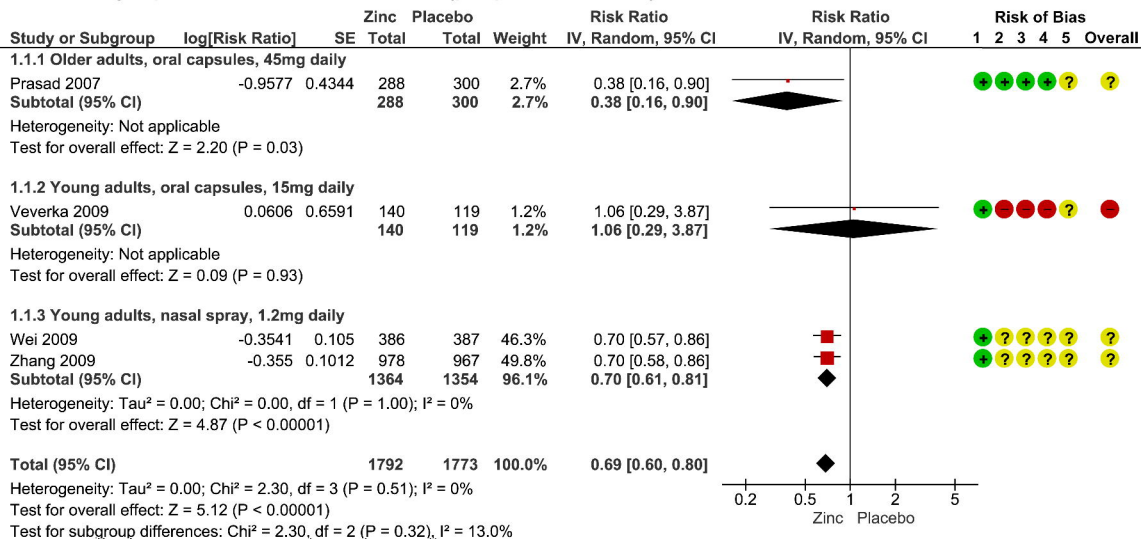
DURATION n=16



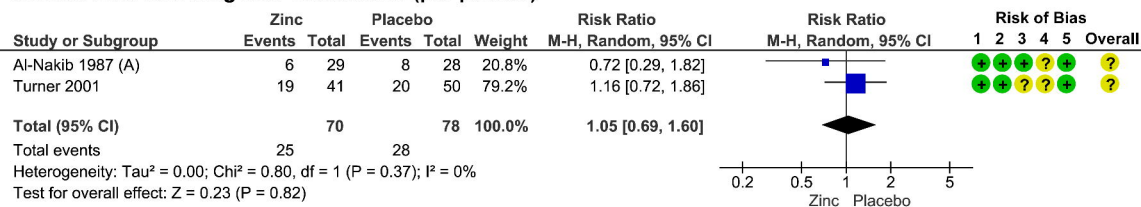
ADVERSE EFFECTS n=23



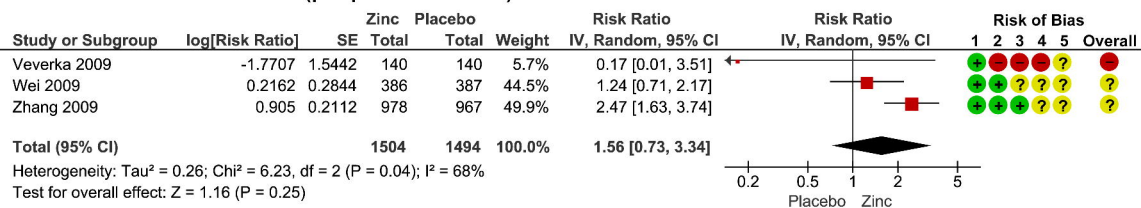
Community acquired mild to moderate RTIs (per person-months)



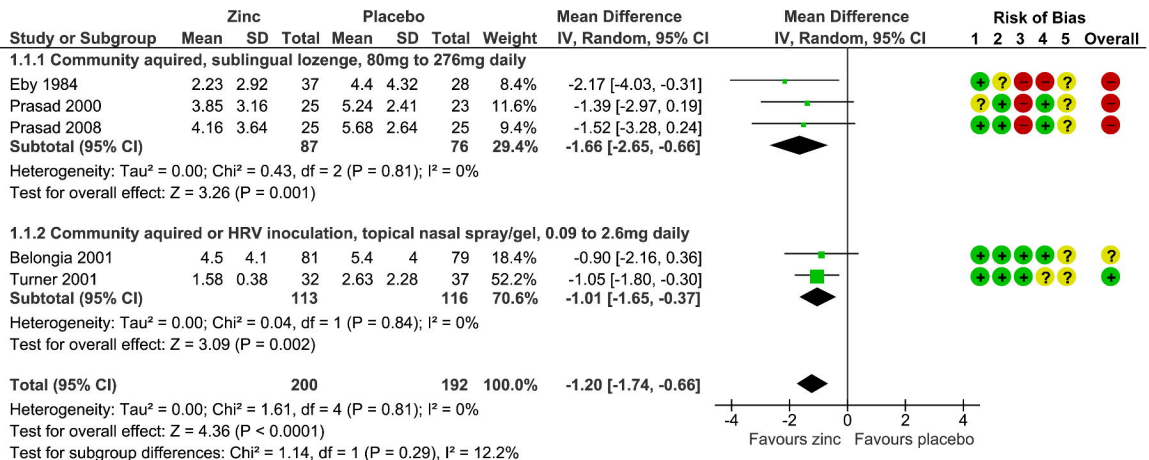
Clinical cold following HRV inoculation (per person)



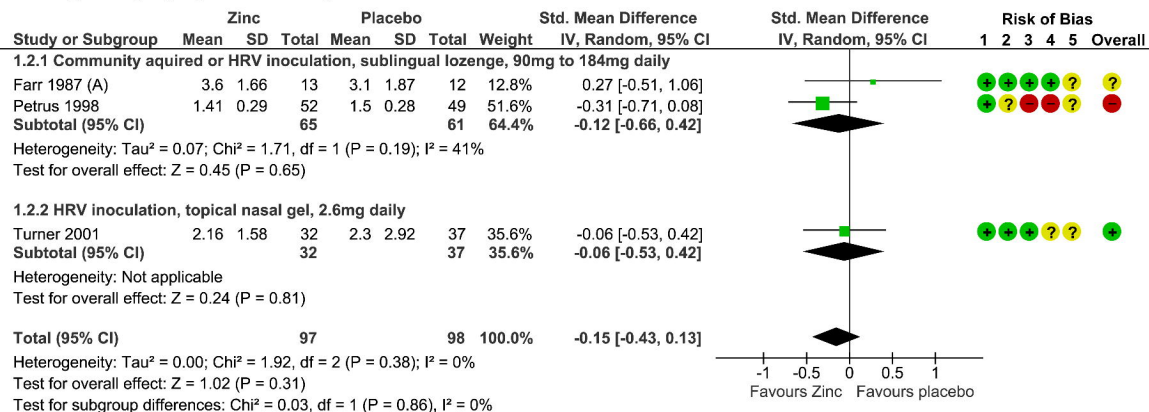
Non-serious adverse effects (per person-months)



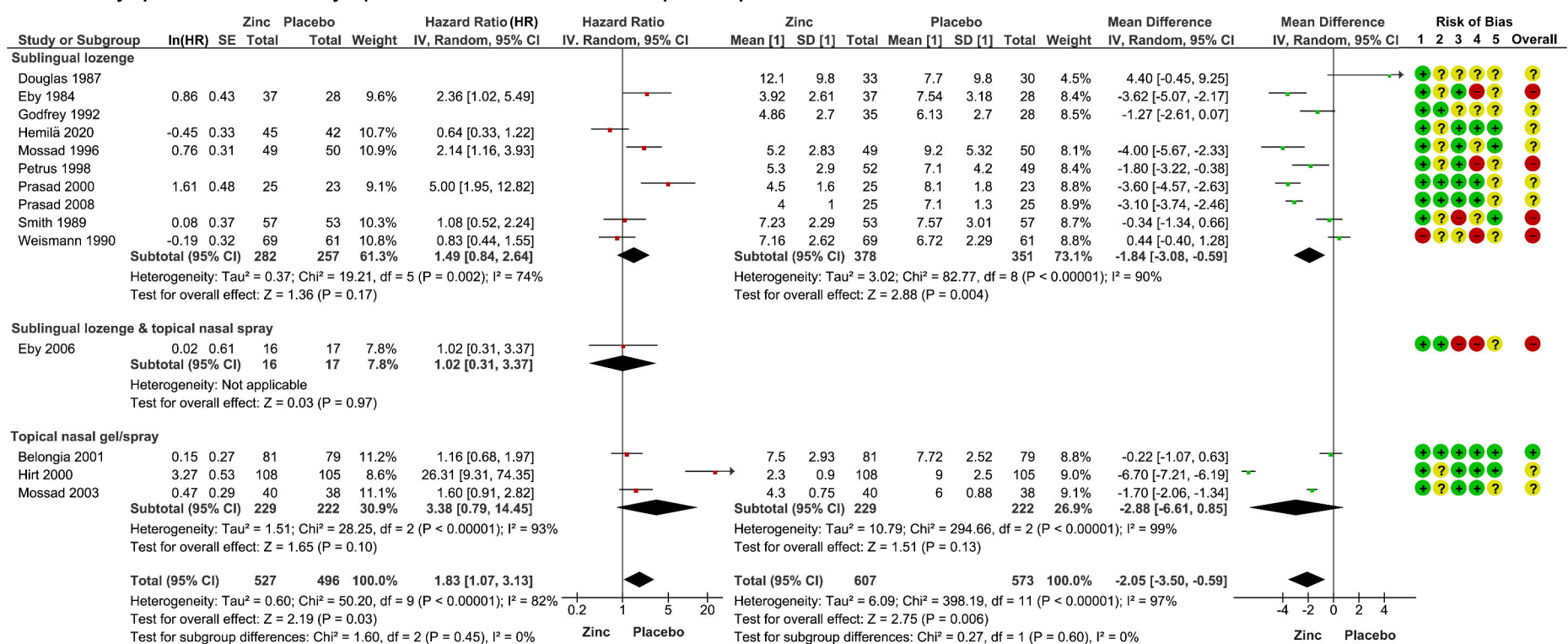
Day-3 symptom severity score



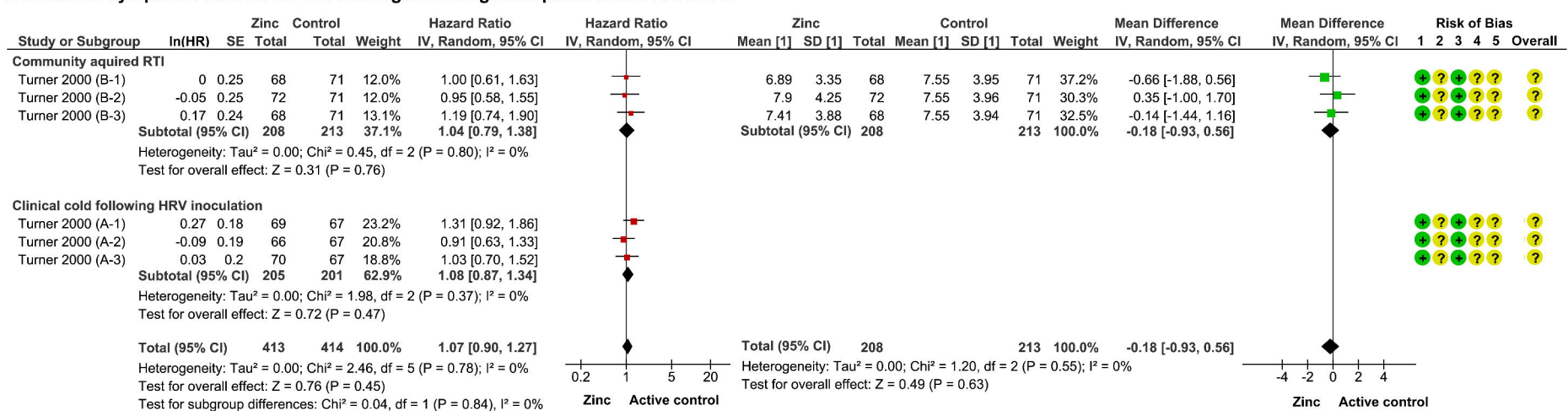
Average daily symptom severity score



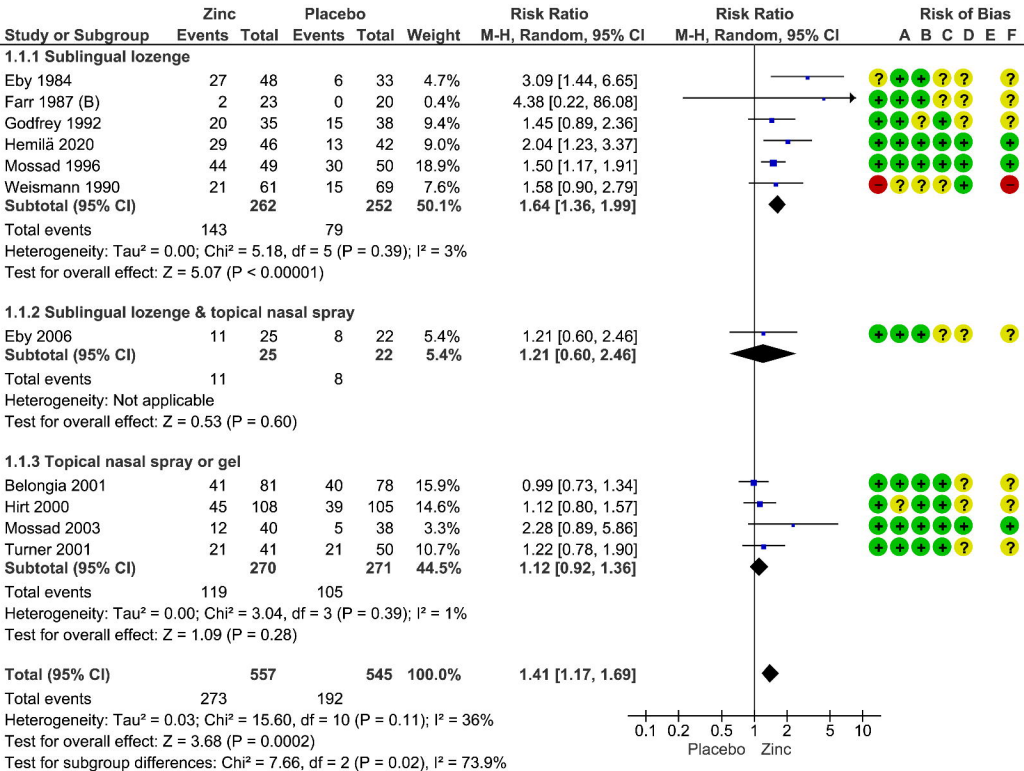
Duration of symptoms from community acquired RTIs: zinc interventions compared to placebo control



Duration of symptoms from RTIs: zinc sublingual lozenge compared to active control



Non-serious adverse effects from zinc compared to placebo



Non-serious adverse effects from zinc compared to active controls

