

1 **Title:**

2 Knowledge, attitudes, and perceptions of long-acting reversible contraceptive (LARC)
3 methods among healthcare workers in sub-Saharan Africa: a systematic review and meta-
4 analysis

5 **Authors:**

6 Laura Rouncivell^{1*}, Simbarashe Takuva^{1,2}, Neo Ledibane¹, Alfred Musekiwa¹, Trudy D Leong³

7 ¹ School of Health Systems and Public Health, Faculty of Health Sciences, University of
8 Pretoria, Pretoria, South Africa.

9 ² Perinatal HIV Research Unit, Faculty of Health Sciences, University of the Witwatersrand,
10 Johannesburg, South Africa

11 ³ National Department of Health, Affordable Medicines Directorate, Essential Drugs
12 Programme, South Africa.

13

14 *Corresponding Author: Laura Rouncivell. School of Health Systems and Public Health,
15 Faculty of Health Sciences, University of Pretoria, Pretoria, South Africa. Email:
16 Laura.rouncivell@gmail.com

17

18 **ABSTRACT:**

19 **Objective:** To assess the knowledge, attitudes, and perceptions (KAP) of long-acting
20 reversible contraceptive (LARC) methods among healthcare workers (HCWs) in sub-Saharan
21 Africa (SSA).

22 **Methods:** A systematic review and meta-analysis were conducted following the PRISMA
23 methodology. Two authors independently searched three electronic databases for studies
24 published between 2000 and January 2020 reporting on the KAP of LARC methods among
25 HCWs in SSA. Titles and abstracts were screened against eligibility criteria, data were
26 extracted and the included studies were assessed for risk of bias. A meta-analysis of
27 proportions for 11 pre-determined questions relating to LARC KAP was performed.
28 Heterogeneity was explored using the I^2 -statistic and publication bias investigated using
29 funnel plots and Egger's tests.

30 **Results:** Twenty-two studies comprising of 11 272 HCWs from 11 SSA countries were
31 included. Forty-one percent (95% CI: 20%, 61%) of HCWs had received intrauterine
32 contraceptive device (IUCD) insertion training while 63% (95% CI: 44%, 81%) expressed a
33 desire for training. Only 27% (95% CI: 18%, 36%) deemed IUCD appropriate for HIV-infected
34 women. Restrictions for IUCD and injectables based on a minimum age were imposed by
35 56% (95% CI: 33%, 78%) and 60% (95% CI: 36%, 84%), respectively. Minimum parity
36 restrictions were observed among 29% (95% CI: 9%, 50%) of HCWs for IUCDs and 36% (95%
37 CI: 16%, 56%) for injectable contraceptives. Heterogeneity was high and publication bias
38 was present in two of the 11 questions.

39 **Conclusion:** The systematic review and meta-analysis indicate that unnecessary provider-
40 imposed restrictions may hinder the uptake of LARC methods by women in SSA.

41 **Key Words:** Contraception, long-acting reversible contraception, meta-analysis, knowledge,
42 attitude, perceptions, sub-Saharan Africa, healthcare workers

43 **Conflicts of Interest:** None.

44 **Ethics approval:** Ethical approval was received from the Faculty of Health Sciences Research
45 Ethics Committee (REC) at the University of Pretoria, School of Health Systems and Public
46 Health. Reference Number: 640/2019

47 **Authors Contributions:** All authors contributed to the design of the study and the
48 preparation of the manuscript. LR, ST and AM contributed toward the statistical analysis. All
49 authors read and approved the content of the manuscript.

50

51

52 BACKGROUND

53 The use of and access to family planning and contraception play a critical role in reducing
54 maternal and infant mortality, improving sexual and reproductive health (SRH) outcomes
55 and fulfilling women's human rights across the globe (1). An important outcome of family
56 planning is the prevention of unintended pregnancies. Despite significant achievements
57 driven by the Family Planning 2020 initiative which saw 121 million unintended pregnancies
58 prevented between July 2019 and July 2020 among the 69 target countries (2), 74 million
59 still occur each year in low and middle-income countries (LMICs) (3). Due to the resulting
60 adverse maternal and foetal health, social and economic consequences, unintended
61 pregnancies pose a significant threat to global health (4). In LMICs, unintended pregnancies
62 reduce the likelihood of women attending the optimal number of antenatal care visits (5)
63 while also predisposing them to unsafe abortions, particularly where access to abortion
64 services is limited (6). Up to 25 million unsafe abortions and 47 000 maternal deaths are
65 attributed each year to unintended pregnancies (3). Recent modelling suggests that the
66 global unintended pregnancy rate for women aged 15-49 years between 2015 and 2019 was
67 64 per 100 000 with sub-Saharan Africa (SSA) experiencing a rate of 91 per 100 000 (6).
68 Overall, 37% of unintended pregnancies in SSA ended in abortion, including 50% in countries
69 where abortion is completely restricted (6). Sexual and reproductive health policies across
70 SSA are gaining notable attention, aiming to provide universal access to reproductive health
71 services (7). However, a key driver of unintended pregnancies remains the unmet need for
72 family planning, estimated globally in 2019 at 10% and increasing to an average of 17.1% in
73 SSA with 15 countries having an unmet need greater than 20% (8). The resulting effect of a
74 high unmet need for effective family planning propels the rate of unintended pregnancies.
75 Across 36 LMICs between 2005 and 2014, 65% of unintended pregnancies were among
76 women not using contraception or using a traditional method (withdrawal or calendar-
77 based), 31% occurred among women using short-acting reversible contraceptive (SARC)
78 methods and 2.6% among those using a long-acting reversible contraceptive (LARC) method
79 (3).

80 Long-acting reversible contraceptives are the preferred intervention, as they are user-
81 independent and last for 3-5 years (progestin injectables are also considered to be long-
82 acting, though they last for 2-3 months)(9). Advantages of LARCs over short-acting

83 reversible contraceptives (SARCs) include increased effectiveness (>99%) as seen by their
84 low failure rates (10). LARCs have shown to be highly effective and safe in the prevention of
85 rapid repeat pregnancies (RRP) while the Copper intrauterine device (Cu-IUD) is also
86 indicated as a method of emergency contraceptive. Therefore, these methods play a critical
87 role in the prevention of unsafe abortions and their associated risks (11,12). Despite the
88 pronounced benefits of modern contraception (LARCs or SARCs), the trend in uptake of
89 LARCs in SSA is significantly lower in comparison to other regions of the world (7). In 2015,
90 25.1% of married women (15-49 years) in Africa were using a modern method of
91 contraception (7). While injectable progestin contraceptives (IPC) account for 45% of
92 modern methods utilised, the uptake of intrauterine contraceptive devices (IUCDs) and sub-
93 dermal implants which yield higher adherence and lower discontinuation rates remain low
94 (13,14). An analysis of eight SSA countries (Chad, Cameroon, Ghana, Malawi, Mali, Rwanda,
95 Zambia and Zimbabwe) indicated that by 2016, only 2.61% of women were using either an
96 IUCD or an implant (15). Total fertility rates (TFR) in the region are also high, including
97 Kenya, Nigeria and the Republic of Niger at 4.8, 5.2 and 7.6 children per woman,
98 respectively (16); highlighting the impact of low LARC uptake. In South Africa, however, the
99 TFR is lower at 2.33 children per woman (17).

100 The high HIV burden in the SSA population makes effective contraceptive use crucial.
101 Unintended pregnancies and RRP among women living with HIV (WLWHIV) or using
102 antiretroviral therapy (ART) for pre-exposure prophylaxis (PrEP) can result in adverse
103 maternal and infant health consequences or an increase in vertical HIV transmission (18). A
104 recent prospective study in South Africa showed that women with an unintended pregnancy
105 had almost triple the odds of a higher viral load at 36 to 60 months postpartum compared
106 to those with a planned pregnancy (19). This study suggests that the long-term impact of
107 unintended pregnancy among this already vulnerable population can have a significant
108 effect on ART adherence. Additionally, the concern over ART drug interactions with
109 hormonal contraception has also increased (20). According to an updated systematic
110 review, there is evidence indicating reduced efficacy of progestin-based contraceptive
111 implants in conjunction with efavirenz-based regimens. Among these women, pregnancy
112 rates were higher in comparison to those not using efavirenz-based regimens (20). For this

113 reason, the low utilisation of the non-hormonal Cu-IUD in regions with a double burden of
114 HIV and unintended pregnancies is concerning.

115 The knowledge, attitudes and perceptions (KAP) held by HCWs can greatly impact on quality
116 of care, as highlighted in a systematic review focusing on maternal healthcare providers
117 showing how negative attitudes undermine health-seeking behaviour and adversely impact
118 patient well-being (21). Healthcare workers are women’s first point of contact when seeking
119 family planning services. Therefore, the KAP held by HCWs must align with evidence-based
120 practice to ensure all women can make an informed decision and receive the most effective
121 contraception of their choice. However, from the growing body of evidence exploring HCWs
122 influence on contraception uptake, misconceptions, particularly around the suitability of
123 LARCs for specific female populations including adolescents, WLWHIV and nulliparous
124 women is seen to exist (22–25). With a population surge in SSA predicted by 2050 (26) and
125 current low LARC method uptake, there is a need for SSA to renew its strategy to provide
126 access to contraceptives, in particular, LARCs which can prevent avoidable adverse health
127 outcomes arising from unintended pregnancies. This systematic review and meta-analysis
128 aimed to determine the current state of knowledge, attitudes, and perceptions among
129 HCWs in SSA regarding LARC methods.

130

131 **METHODS**

132 A systematic review and proportion meta-analysis (27) were conducted to explore the KAP
133 of LARC methods among HCWs across SSA. The study followed the Preferred Reporting
134 Items for Systematic Reviews and Meta-analyses (PRISMA) guidelines (28). The protocol for
135 this systematic review is registered on the PROSPERO database (ID: CRD42020148302).

136 ***Eligibility criteria***

137 All cross-sectional, longitudinal, population-based and mixed-method studies that
138 investigated all or a combination of the constructs of knowledge, attitudes, and/or
139 perceptions of HCWs towards LARC methods were eligible for inclusion. All studies
140 published in English between January 2000 and January 2020 were considered. Studies were
141 included if they focussed on IUCD contraception, hormonal sub-dermal implants or
142 hormonal injectable contraceptives and assessed the KAP of these by HCW using structured
143 questionnaires. Healthcare workers were defined as medical practitioners, nurses,
144 pharmacists, community health (extension) workers (CHEWs), clinical associates, and family
145 planning providers, who were practising in SSA at the time of the study. Knowledge of LARC
146 methods referred to HCWs understanding of how the methods worked, their training
147 experience, their capacity to counsel clients and their ability to provide the contraceptives.
148 Attitude was defined as the impact of the HCWs own religious, moral and ethical beliefs on
149 their willingness to provide LARC methods and perceptions were considered as the
150 restrictions imposed on the provision of LARCs (e.g. restricting access based on a client's age
151 or parity, HIV-status or marital status).

152 ***Information sources and search strategy***

153 Two researchers (LR and ST) independently searched three major online databases
154 (PubMed, Ovid (Medline), and Scopus) for studies that met the inclusion criteria. A final
155 search strategy was developed and applied to the databases in October 2019 and again in
156 January 2020. The search strategy (attached in supplementary file 1) utilised Boolean
157 operators ("AND" or "OR") to ensure the detection of relevant studies. Grey literature was
158 also searched to identify any relevant organisational or governmental reports.

159 ***Study selection***

160 After applying the search strategy, two researchers (LR and ST) independently screened all
 161 titles and abstracts that were produced. Of the records that were deemed preliminarily
 162 relevant, the full-text articles were obtained and further screening was conducted. The
 163 screening of studies was done using the systematic review reference manager app, Rayyan
 164 QCRI (29). The relevance of the studies was assessed based on the initial inclusion criteria
 165 that were developed. All studies not meeting the criteria were subsequently excluded, with
 166 reasons therefore documented. Any discrepancies were discussed and resolved through
 167 consensus.

168 ***Data collection and data extraction***

169 A data extraction tool was developed for this study. The tool was piloted on three studies
 170 and adjusted where necessary. The tool documented data on study title, year and author,
 171 study design, study population, outcome measured, contraceptive focus, method of
 172 recruitment, data collection period, sampling technique, response rate, results, and study
 173 strengths and limitations. For each study included in the review, a data collection form was
 174 completed.

175 Following extraction, the data were reviewed to identify common outcomes among the
 176 studies. From this, 11 questions (table 1) were developed by the authors for which data was
 177 present within at least three studies to answer them. The meta-analysis was conducted
 178 based on the proportion of respondents who answered “yes” to the developed questions, as
 179 reported in the original studies.

180 Table 1: Questions used to conduct the proportion meta-analysis

Construct	Question Number	Question
Knowledge	1	Have you received training in family planning counselling?
	2	Do you provide family planning counselling to your clients?
	3	Have you ever heard of emergency contraception (EC)?
	4	The proportion of providers who correctly identify the Copper-intrauterine device as a form of EC.
	5	Are you trained to insert intrauterine contraceptive devices (IUCD)?
	6	Do you desire more training on IUCD?
Attitude and Perceptions	7	Do you perceive IUCD to be suitable/safe for HIV-infected women?
	8	Do you impose minimum age restrictions for the provision of IUCD?
	9	Do you impose minimum parity restrictions for the provision of IUCD?
	10	Do you impose minimum age restrictions for the provision of injectable contraceptives?
	11	Do you impose minimum parity restrictions for the provision of injectable contraceptives?

181

182

183 ***Quality assessment***

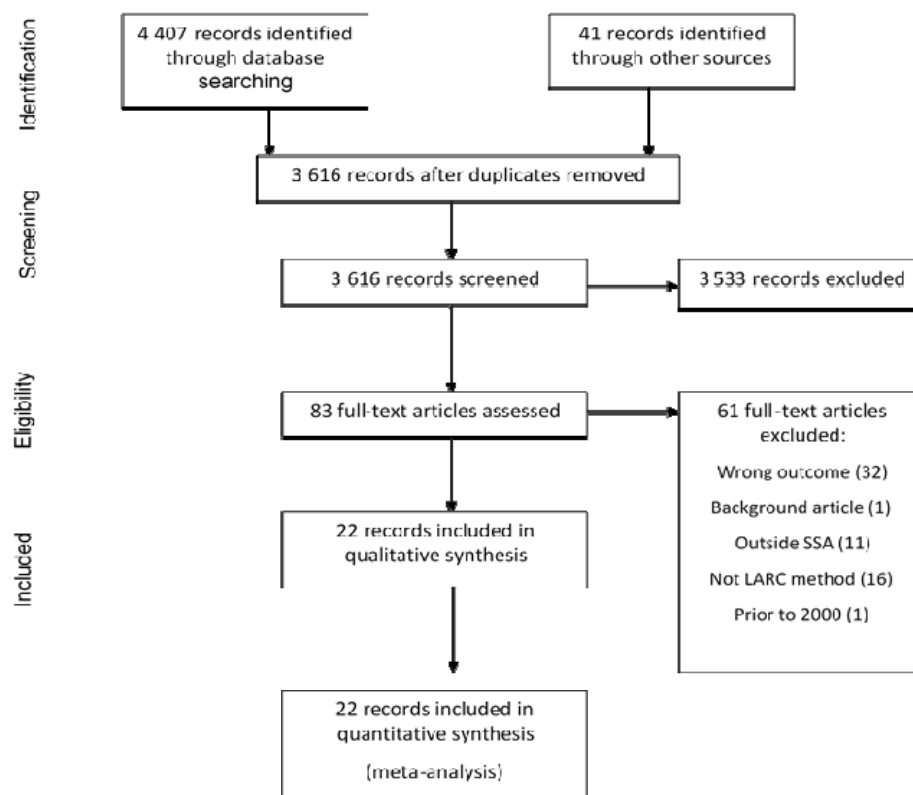
184 The risk of bias for each of the included studies was assessed. Cross-sectional studies were
185 assessed using the ‘instrument for risk of bias in cross-sectional studies of attitudes and
186 practices’(30). The tool allowed for various areas of the study to be assessed such as: how
187 representative the sample was to the general population of interest; the response rate; the
188 impact of missing data; and the reliability of the data instrument used for collection. As one
189 observational study was included, the Newcastle-Ottawa Scale (NOS) was used to assess
190 quality and bias within the study (31). With this tool, the study was assessed based on the
191 selection of study groups and the comparability of the selected groups. Two studies utilising
192 a mixed-method design were also included in the review. These studies were subsequently
193 assessed using the Mixed Methods Appraisal Tool (MMAT) version 18 (32).

194 ***Data synthesis***

195 It was deemed appropriate to combine numerical results from the studies; therefore, a
196 meta-analysis was performed using Stata version 15 (STATA Corp., College Station, TX, USA).
197 Several proportion meta-analyses were conducted based on the questions presented using
198 studies that yielded comparable outcomes. A Stata dataset was created to record the
199 numerators and denominators required to run the ‘metaprop’ command. Where these were
200 not readily available, they were calculated. Heterogeneity was explored using the I^2 -statistic
201 and Chi-squared statistic with results greater than 75% considered to have high
202 heterogeneity (33). For this reason, a random-effects model was used to compensate for
203 the heterogeneity that was seen among the studies (34). For each question, an effect size
204 with 95% CIs were calculated. To further explore the heterogeneity, a sub-group analysis
205 was conducted based on the region in which the study was conducted (East Africa, West
206 Africa, Southern Africa). Publication bias was also explored visually through funnel plots and
207 statistically using Egger’s tests.

208 **RESULTS**

209 The electronic databases and hand searches yielded a total of 4 448 citations. After
210 removing 832 studies (252 duplicates and 580 published before 2000), 3 616 titles and
211 abstracts were screened. Of these, 3 533 were irrelevant and the remaining 83 full-text



212 articles were assessed for inclusion. Sixty-one were excluded for various reasons (32
213 reported on an irrelevant outcome not addressing HCW KAP on LARCs, one was a
214 background article, 11 were outside of SSA, one was published before 2000 and 16 did not
215 address LARC methods) and the remaining 22 studies were included in the review. The
216 process is summarised in Figure 1.

217 Figure 1. PRISMA flow chart for a systematic review of studies on knowledge, attitudes, and
218 perceptions on long-acting reversible contraceptives in sub-Saharan Africa, 2000-2020.

219 **Study characteristics**

220 From the 22 included studies published between 2000 and 2019, a total of 11 272
221 participants were included in this review with the sample size ranging from 31 to 2 377. The
222 studies were conducted across 11 countries including Botswana (35), Ethiopia (36), Ghana
223 (37,38), Kenya (39–41), Malawi (42,43), Nigeria (44–48), Senegal (49), South Africa (50–53),
224 Tanzania (54), Uganda (55,56), and Zimbabwe (50,52). Eleven studies provided information

225 on injectable contraceptives (37,40–43,48–50,54,56,57), 21 on IUCD (36–48,50,51,53–58),
226 and nine on the contraceptive implant (37,41–43,49,50,54,56,58). Additionally, knowledge
227 was reported by 15 studies (36,38,39,41,42,44–47,51–53,55–57), attitudes by 14 (38,39,41–
228 47,51–53,56,57) and perceptions of HCWs by ten studies (37,40–43,49,54,56,57,59,60). A
229 detailed summary of the study characteristics is outlined in Table 2 and Table 3 presents the
230 characteristics of the HCWs included in each study.

231 Table 2: The characteristics of the studies included in the systematic review and meta-analysis of studies assessing the knowledge, attitudes
 232 and perceptions of long-acting reversible contraceptives among healthcare workers in sub-Saharan Africa, 2000-2020.

Author [Reference]	Title	Country, City	Study Design (Period)	Sample size	HCW Type	Study Outcome	LARC Type
Abebaw et al. 2019 (36)	Providers' knowledge on postpartum intrauterine contraceptive device (PPIUCD) service provision in Amhara region public health facility, Ethiopia.	Ethiopia, Amhara region	Cross-sectional	864	Gynaecologists, OB/GYN residents, GPs, emergency surgeons, health officers, midwives, nurses	Knowledge	IUCD (postpartum)
Adekunle et al. 2000 (44)	Emergency contraception: survey of knowledge, attitudes and practice of health care professionals in Ibadan, Nigeria.	Nigeria, Ibadan	Cross-sectional survey	735	Physicians, nurses, social workers, pharmacists, hospital administrators, medical officers	Knowledge and attitudes	Emergency contraception (Cu-IUD and Levonorgestrel included)
Atuahene et al. 2016 (37)	Health knowledge, attitudes and practices of family planning service providers and clients in Akwapim North District of Ghana	Ghana, Akwapim North District	Cross-sectional survey.	70	Midwives, SRNs, CHNs, enrolled nurses, HCAs	Perceptions	IUCD, implants, injectables
Blanchard et al. 2015 (50)	Clinicians' perceptions and provision of hormonal contraceptives for HIV-positive and at-risk women in Southern Africa: original research article.	South Africa and Zimbabwe	Nationally representative survey	1444	Nurses, Physicians	Perceptions	Hormonal Contraception (LNG-IUD, Cu-IUD, Implant, Injectables)

Byamugisha et al. 2007 (55)	Knowledge, attitudes and prescribing pattern of emergency contraceptives by health care workers in Kampala, Uganda.	Uganda, Kampala District	Cross-sectional	247	Midwives Nurses Clinical officers doctors gynaecologists other	Knowledge	Emergency contraception (Cu-IUD and LNG-IUD included)
Caplan et al. 2018 (43)	Provider perspectives on barriers to reproductive health services for HIV-infected clients in Central Malawi	Malawi	Mixed-Methods	31	Physicians, Clinical officers, Medical assistants, Nurses	Attitude, perceptions	IUCD Injectables Implants
Ebuehi et al. 2006 (45)	Health Care Providers' Knowledge of, Attitudes Toward and Provision of Emergency Contraceptives in Lagos, Nigeria	Nigeria, Lagos	Cross-sectional survey	256	Health care providers	Knowledge, attitudes	Emergency contraceptives (Cu-IUD and LNG-IUD included)
Gutin et al. 2011 (51)	Survey of knowledge, attitudes and practices surrounding the intrauterine device in South Africa	South Africa, Cape Town and Umtata	Cross-sectional survey	32	Nurses	Knowledge, attitude	Cu-IUD
Judge et al. 2011 (39)	Provider determinants of emergency contraceptive counselling and provision in Kenya and Ethiopia	Kenya Ethiopia	Cross-sectional	644 Kenya (523) Ethiopia (121)	Doctors Nurses Midwives	Knowledge, attitude	Emergency contraception (IUCD)

Morhason-Bello et al. 2014 (46)	Knowledge and use of emergency contraception by medical doctors on internship in a tertiary healthcare facility in Nigeria	Nigeria, Ibadan	Cross-sectional	205	Doctors	Knowledge, attitudes	Emergency contraception (Cu-IUD and LNG-IUD included)
Morse et al. 2013 (52)	Provision of long-acting reversible contraception in HIV- prevalent countries: results from nationally representative surveys in southern Africa	South Africa Zimbabwe	Nationally representative cross-sectional survey	1444	Physicians Nurses	Knowledge, attitudes	Cu-IUD LNG-IUS Implants
Mwafurirwa et al. 2016 (42)	Family Planning Providers' Experiences and Perceptions of Long- Acting Reversible Contraception in Lilongwe, Malawi	Malawi, Lilongwe	Mixed-method Cross-sectional & FGDs	62: 37 (Cross-sectional) 25 (FGDs)	Clinical officer Medical assistant Registered nurses Nurse midwives Counsellors	Knowledge, attitude, perceptions	IUCD Implants Injectables
Nalwadda et al. 2011 (56)	Constraints and prospects for contraceptive service provision to young people in Uganda: providers' perspectives	Uganda, Mityana, Mubende	Cross-sectional study	102	Medical officers Clinical officers Midwives/nurses Nursing assistants	Knowledge (skill), attitude, perceptions	Cu-IUD, injectables, Implants
Newmann et al. 2013 (41)	Providers' Perspectives on Provision of Family Planning to HIV-Positive Individuals in HIV Care in Nyanza Province, Kenya	Kenya, Nyanza province	Mixed-method	31	Clinicians CHWs	Knowledge, attitude, perceptions	IUCD Injectables Implants
Orijji et al. 2011 (47)	Knowledge, attitude, and practice of emergency contraception among medical doctors in Port Harcourt	Nigeria, Port Harcourt	Cross-sectional survey	100	GPs Surgeons OB/GYN Physicians	Knowledge, attitude	Emergency contraception (Cu-IUD and Levonorgestrel included)

Rupley et al. 2015 (38)	Maternity care provider knowledge, attitudes, and practices regarding provision of postpartum intrauterine contraceptive devices at a tertiary centre in Ghana	Ghana, Ashanti region	Cross-sectional survey	91	Physicians Midwives	Knowledge, attitude	IUCD (postpartum)
Schwandt et al. 2017 (48)	Contraceptive service provider-imposed restrictions to contraceptive access in urban Nigeria	Nigeria	Cross-sectional survey	2377	Doctors CHEWs Midwives/Nurses Pharmacists	Perceptions	IUCD Injectables
Sibanda et al. 2017 (53)	Knowledge, attitudes and practices of health professionals in public health institutions on emergency contraception in Pietermaritzburg, KwaZulu-Natal Province, South Africa	South Africa, Pietermaritzburg	Cross-sectional survey	268	Enrolled nurse Professional nurse Medical intern Medical officer (OB/GYN) Registrar (OB/GYN) Specialist (OB/GYN)	Knowledge, attitude	Emergency contraception (Cu-IUD included)
Sidze et al. 2014 (49)	Young women access and use of contraception: the role of providers' restrictions in urban Senegal	Senegal	Cross-sectional	637	Doctors Nurses Midwives Maternal and child aids Medical assistants' Auxiliary staff	Perceptions	Injectables Implants
Speizer et al. 2000 (54)	Do service providers in Tanzania unnecessarily restrict clients' access to contraceptive methods?	Tanzania	Cross-sectional	901	Doctors Nurses Midwives Child & Maternal Health workers Auxiliary workers	Perceptions	Implants IUCD Injectables

Tshitenge et al. 2018 (35)	Knowledge, attitudes and practice of healthcare providers regarding contraceptive use in adolescence in Mahalapye, Botswana	Botswana, Mahalapye	Cross-sectional	80	Nurses Doctors	Knowledge, attitude	IUCD Injectables
Tu mlinson et al. 2015 (40)	Provider barriers to family planning access in urban Kenya	Kenya	Cross-sectional	676	Doctors Medical/Clinical officers RN CN VCT provider	Perceptions	IUCD Injectables

233 GP, general practitioner; CHN, community health nurse; CN, community nurse; RN, registered nurse; SRN, senior registered nurse; HCA, healthcare administrator; OB/GYN,
 234 obstetrics and gynaecology; CHEW, community health extension worker; VCT, voluntary counselling and testing; IUCD, intrauterine contraceptive device; Cu-IUD, copper
 235 intrauterine device; LNG-IUD, levonorgestrel-releasing intrauterine device; DMPA, depot-medroxyprogesterone acetate (Depo Provera).

236 Table 3: The characteristics of the healthcare workers included in the studies assessing the knowledge, attitudes, and perception of long-acting
 237 reversible contraceptives in sub-Saharan Africa, 2000-2020.

Author [reference]	Age in years Distribution (n)	Sex	HCW Type Distribution	Religion Distribution	Marital Status Distribution	Experience
Abebaw et al. 2019 (36)	18-24 (207) 25-34 (570) 35-44 (65) 45-69 (22)	Male (527) Female (327)	Gynaecologist (5) Resident (10) GP (65) Emergency surgeon (48) health officer (105) midwife (341) nurse (290)	Orthodox (705) Muslim (117) Protestant (21) Other (21)	Married (394) Not married (470)	<5 years (481) 5-40 years (299)
Adekunle et al. 2000 (44)	<20 (5) 21-30 (237)	Male (189) Female (546)	Physicians (183) Nurses (436)	Pentecostal (354) Protestant (124) Muslim (112) Catholic (101)	Single (205) married (485) cohabiting (6) widowed (13)	NR

	31-40 (313) 41-50 (130) 51-60 (34) 61+ (2) NR* (14)		Social workers (50) Pharmacists (38) hospital administrators (16) medical record officers (12).	other (19) None (7) NR (18)	separated (11) divorced (4) NR (11)	
Atuahene et al. 2016 (37)	Mean: 31.5 years (SD: 9.8)	Male (13) Female (57)	Midwife (7) SRN (1) CHN (55) enrolled nurse (1) HCA (1), other (3)	NR	NR	<1 year (15) 1-2 years (34) 3+ years (21)
Blanchard et al. 2014 (50)	SA: median: 43 (29-69) Zimbabwe: median: 39 (20-74)	SA: Male (62), female (547) Zimbabwe: Male (145), female (674)	SA: Nurses (528) Physicians (86) Zimbabwe: Nurses (792) Physicians (38)	NR	NR	SA: FP training (399) HIV training (510) Zimbabwe: FP training (503) HIV training (629)
Byamugisha et al. 2007 (55)	21-30 (105) 21-30 (84) >40 (33) NR* (25)	NR	Midwives/nurses (185) Clinical officer (16) Doctors (27) Gynaecologist (11) Other (8)	NR	NR	NR
Caplan et al. 2018 (43)	NR	Female (18) Male (13)	Clinical officer (3) Nurse/ Nurse-technician (20) Medical assistant (8)	Catholic (5) Protestant (20) Other Christian (4)	NR	NR

				Muslim (1)		
Ebuehi et al. 2006 (45)	NR	Female (132) Male (124)	Physician (116) Nurse (69) Pharmacist (46) CHW (25)	NR		Years of experience: <10 (37.5%) 11-20 (50.4%) 21-30 (11.3%) >31 (0.8%)
Gutin et al. 2011 (51)	NOT REPORTED					
Judge et al. 2011 (39)	NOT REPORTED					
Morhason-Bello et al. 2014 (46)	20-23 (5) 24-27 (127) 28-31 (54) 32-35 (10) NR (10)	Female (79) Male (126)	Doctors (205)	Christianity (166) Islam (32) Other (4) NR (3)	Single (181) Married (23) Divorced (1)	On internship (205)
Morse et al. 2013 (52)	Median (range): SA: 43 (23-69) Zimbabwe: 40 (20-74)	SA: Female (547) Male (62) Zimbabwe: Female (674) Male (145)	SA: Physicians (86) Nurses (528) Zimbabwe: Physicians (38) Nurses (792)	NR	NR	NR
Mwafulirwa et al. 2016 (42)	20-29 (12) 30-39 (14) ≥40 (11)	Female (24) Male (13)	Clinical officer (1) Medical assistant (4) RN (7) Nurse midwife (23)	NR	NR	NR

			Counsellor (2) Not reported (25)			
Nalwadda et al. 2011 (56)	NR	NR	Medical officer (6) Clinical officer (6) Midwife/nurse (68) Nursing assistant (22)	NR	NR	FP experience: ≤ 5 years (50) 6-10 years (32) >10 years (20)
Newmann et al. 2013 (41)	Median (range): 33 (30-55)	NR	Clinician (18) CHW (13)	NR	NR	Median (range): 3 years (1-26)
Orijj et al. 2011 (47)	NR	NR	GPs (40) Surgeons (17) Obstetricians/gynaecologist (12) Physicians (9)	NR	NR	0-5 years (58) 6-10 years (30) >10 years (12)
Rupley et al. 2015 (38)	Median (Range): 30 (22-60) Physicians: 31 (25-51) Midwives: 29 (22-60)	Females (65): Physicians (13) Midwives (52) Males (26): Physicians (26) Midwives (26)	Physicians (39) Midwives (52)	NR	NR	NR
Schwandt et al. 2017 (48)	NR	Health facility Providers: Female (1313) Male (166) Pharmacy: Female (191)	Health facility Providers (1479): Doctor (86) CHEW (478) Nurse/Midwife (886) Pharmacist (0) Other (26)	Health facility providers: Christian (1019) Islam/Other (460) Pharmacy: NR	NR	NR

		Male (212) NR (12)	NR (3) Pharmacy (415): Doctor (0) CHEW (4) Nurse/Midwife (1) Pharmacist (140) Other (270) NR (3) PMVs (483): Doctor (4) Nurse/Midwife (56) CHEW (44) Pharmacists (9) Other (369) NR (1)			
Sibanda et al. 2017 (53)	Mean (range): 35.73 (20-61)	Female (228) Male (40)	EN (29) Professional Nurse (172) Medical intern (41) Medical officer (OB/GYN) (11) Registrar (OB/GYN) (14) Specialist (OB/GYN) (1)	NR	NR	NR
Sidze et al. 2014 (49)	NOT REPORTED					
Speizer et al. 2000 (54)	NOT REPORTED					
Tshitenge et al. 2018 (35)	20-29 (34) 30-39 (24)	Female (42) Male (38)	Nurse (50) Doctor (30)	Christian (78) Non-believer/other (2)	Single (40) Married (33)	<5 years (26) 5-10 years

	40-49 (14) 50-59 (7) >60 (1)				Living together (6) Widow (1)	(26) 11-15 years (12) 16-20 years (11) >20 years (5)
Tumlinson et al. 2015 (40)	21-29 (218) 30-39 (196) 40-49 (143) 50+ (119)	Female (487) Male (188) NR (1)	Doctors (18) Medical/Clinical officer (115) RN (282) CN (184) VCT provider (77)	Catholic (188) Protestant/Christian (457) Muslim/other (31)	NR	<2 years (71) 2-4 years (143) 5-9 years (126) 10-19 years (135) 20+ years (200) NR (1)

- 238 NR, not reported; GP, general practitioner; SRN, senior registered nurse; RN, registered nurse; EN, enrolled nurse; CN, community nurse; CHN, community health nurse;
 239 HCA, healthcare administrator; CHW, community health worker; CHEW, community health extension worker; VCT, voluntary counselling and testing; SA, South Africa; FP,
 240 family planning; HIV, human immunodeficiency virus.

241 *Quality of studies*

242 Using the quality assessment tool designed specifically for KAP studies, a total score out of
 243 20 was assigned to each study (30). Eight studies (35–37,45,48,50,52,56) scored at least 15
 244 or higher indicating good quality and eleven (38–40,44,46,47,49,51,53–55) scored 14 or less
 245 indicating low quality. The three studies (41–43) that utilised a mixed-method study design
 246 were indicative of good quality. The quality of the studies is outlined in Table 4.

247 Table 4. Quality appraisal for the risk of bias among cross-sectional and mixed-method
 248 studies assessing the knowledge, attitudes, and perceptions of long-acting reversible
 249 contraceptive methods among healthcare workers in sub-Saharan Africa, 2000–2020.

Risk of Bias for Cross-Sectional Surveys of Knowledge, Attitudes, and Practices						
Study Reference	Is the source population representative of the population of interest?	Is the response rate adequate?	Is there little missing data?	Is the survey clinically sensible?	Is there any evidence for the reliability and validity of the survey instrument?	Total Score (out of 20)
Abebaw et al. 2019 (36)	4	4	3	3	3	17
Adekunle et al. 2000 (44)	3	4	3	2	1	13
Atuahene et al. 2016 (37)	4	4	3	3	2	16
Blanchard et al. 2015 (60)	4	3	3	4	4	18
Byamugisha et al. 2007 (55)	4	4	3	3	1	15
Ebuehi et al. 2006 (45)	4	4	3	4	4	19
Gutin et al. 2011 (51)	3	4	4	1	1	13
Judge et al. 2011 (39)	3	3	2	2	2	12
Morhanson-Bello et al. 2014 (46)	4	4	3	2	1	14
Morse et al. 2016 (52)	4	3	3	4	4	18
Nalwadda et al. 2011 (56)	4	1	4	4	3	16
Orijio et al. 2011 (47)	3	4	2	1	1	11
Ru pley et al. 2015 (38)	4	2	3	1	3	13
Schwandt et al. 2017 (59)	4	3	4	4	3	18
Sibanda et al. 2017 (53)	2	4	3	1	3	13
Sidze et al. 2014 (49)	4	2	2	1	1	10
Speizer et al. 2000 (54)	3	3	3	2	2	13
Tshitenge et al.	4	4	3	4	4	19

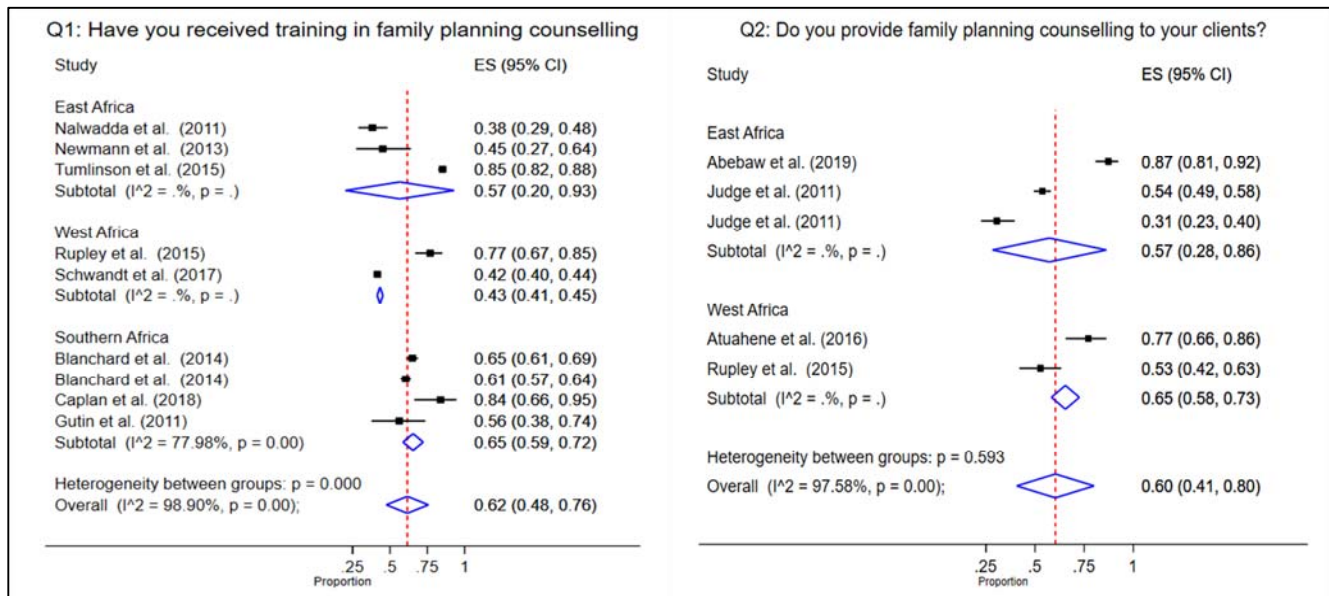
2018 (57)						
Tumlinson et al. 2015 (40)	3	4	4	1	2	14
Risk of bias for Mixed-Method studies						
	Is there an adequate rationale for using a mixed-methods design to address the research question?	Are the different components of the study effectively integrated to answer the research question?	Are the outputs of the integration of qualitative and quantitative components adequately interpreted?	Are divergences and inconsistencies between quantitative and qualitative results adequately addressed?	Do the different components of the study adhere to the quality criteria of each tradition of the methods involved?	
Caplan et al. 2018 (43)	No	Yes	Yes	Yes	Yes	Yes
Mwafurirwa et al. 2016 (42)	Yes	Yes	Yes	Yes	Yes	Yes
Newmann et al. 2013 (41)	No	Yes	Yes	Yes	Yes	Yes

250 Key: 4, definitely yes (low risk of bias); 3, probably yes; 2, probably no; 1, definitely yes (high risk of bias).

251 **Synthesis of results**

252 *HCW knowledge concerning family planning:*

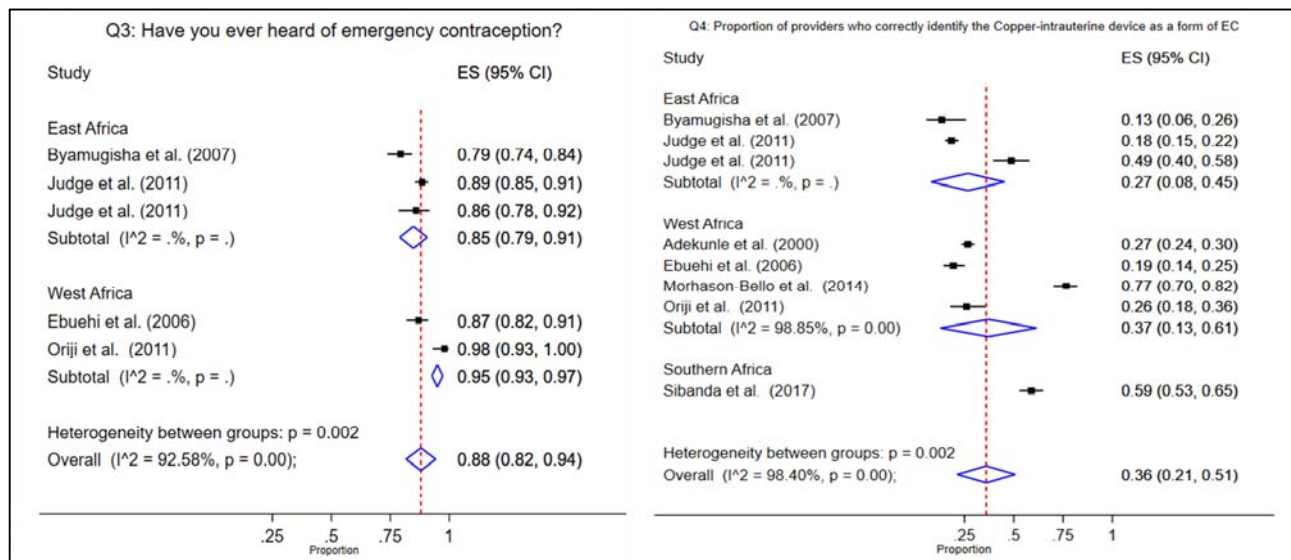
253 Two questions relating to HCW training and HCW willingness to provide family planning
 254 counselling to their clients were used to assess their knowledge. The lowest reported
 255 proportion (38%) (95% CI: 29%, 48%) of HCWs who had not received family planning training
 256 was seen in a study conducted in East Africa (56). The highest proportion of HCWs who had
 257 received FP training was 85% (95% CI: 82%, 88%) observed in a Kenyan-based study (40).
 258 The overall proportion of HCWs who reported having training in family planning across the
 259 nine included studies was 62% (95% CI: 48%, 76%; $\text{Chi}^2 = 728.06$; degrees of freedom [df]= 8;
 260 $p < 0.001$; $I^2 = 98.9\%$). Concerning the provision of family planning counselling, the lowest
 261 proportion was observed in Ethiopia at only 31% (95% CI: 23%, 40%) in the Addis Ababa,
 262 Amhara, Oromiya, Tigray and the Southern Nations, Nationalities and People's Region's
 263 compared to the highest of 87% (95% CI: 81%, 92%) also in Ethiopia but conducted only in
 264 the Amhara Region (36). The analysis, based on five studies, showed that 60% (95% CI: 41%,
 265 80%; $\text{Chi}^2 = 165.17$; df= 4; $p < 0.001$; $I^2 = 98.58\%$) of HCWs provided this service to their clients.



266 Figure 2. Forest plots showing meta-analyses of studies assessing question 1 and 2 relating
 267 to the knowledge of family planning counselling among healthcare workers in sub-Saharan
 268 Africa

269 *Knowledge of emergency contraception*

270 A high proportion (88%; 95% CI: 82%, 94% Chi²= 53.93; df= 4; p<0.001; I²= 92.58%) of HCWs
 271 were aware of EC (from five studies) but only 36% (95% CI: 21%, 51%; Chi²= 436.81; df= 7;
 272 p<0.001; I²= 98.40%) (from eight studies) knew of the Cu-IUDs suitability to be used in

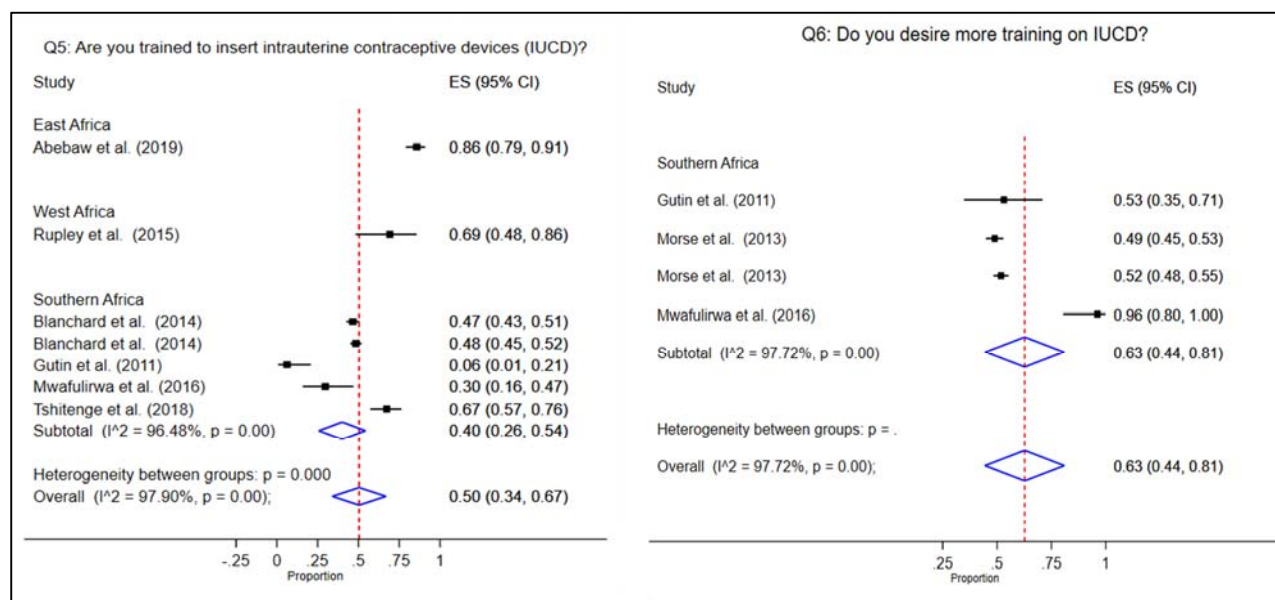


273 clients presenting for EC (Figure 3).

274 Figure 3. Forest plots showing meta-analyses of studies assessing question 3 and 4 relating
 275 to the knowledge of emergency contraception among healthcare workers in sub-Saharan
 276 Africa.

277 *Knowledge of IUCD and contraceptive implants*

278 Six studies (35,36,38,42,50,51) reporting on seven different regions were suitable for
 279 inclusion in the analysis to investigate the proportion of HCWs trained in IUCD insertion.
 280 Studies conducted in South Africa (50, 51), Zimbabwe (50) and Malawi (42) all reported less
 281 than 50% of HCW respondents having training on IUCDs. Contrary to this, 86% (95% CI: 79%,
 282 91%) of HCWs in the Amhara Region of Ethiopia were seen to have IUCD insertion training.
 283 The overall proportion of HCWs across seven studies in East, West and Southern Africa who
 284 had received IUCD insertion training was 50% (95% CI: 34% to 67%; $\text{Chi}^2=285.18$; $\text{df}= 6$;
 285 $p<0.001$; $I^2= 97.90\%$). Data from four studies showed that 63% (95% CI: 44%, 81%;
 286 $\text{Chi}^2=131.63$; $\text{df}= 3$; $p<0.001$; $I^2= 97.72\%$) of HCWs expressed a desire to receive IUCD
 287 insertion training. A meta-analysis on the knowledge relating to the implant was not
 288 conducted as there were insufficient studies reporting findings that could be appropriately
 289 pooled. However, two studies (42,56) conducted in Malawi and Uganda, respectively,
 290 provided some insight into implant knowledge. In Malawi, only 51% of HCWs reported
 291 receiving training on implant insertion while 47% of Ugandan HCWs felt competent to



292 provide the method to their clients. Figure 4. Forest plots showing meta-analyses of studies
293 assessing question 5 and 6 relating to the knowledge of intrauterine contraceptive devices
294 among healthcare workers in sub-Saharan Africa.

295

296 *Attitudes and perceptions concerning IUCD and implant contraceptives*

297 The attitudes and perceptions held by HCWs towards IUCD were assessed on their views
298 regarding the safety of the method for HIV-infected women, and their restrictions imposed
299 on its provision based on age and parity. The lowest proportion of HCWs perceiving IUCD as
300 safe for WLWHIV was observed in nationally representative surveys (50) in South Africa (4%;
301 95% CI: 3%, 6%) and Zimbabwe (5%; 95% CI: 4%, 7%). The highest proportion reported (72%;
302 95% CI: 53%, 86%) was from HCWs in Cape Town and Umtata, South Africa (51). A meta-
303 analysis of five studies found that 27% (95% CI: 18%, 36%; $\text{Chi}^2= 146.64$; $\text{df}= 4$; $p<0.001$; $I^2=$
304 97.27%) of HCWs from the included studies considered IUCD to be suitable and safe for HIV-
305 infected women (Figure 5). With regards to the implant (not included in the meta-analysis as
306 only two studies reported relevant findings), one Zimbabwean study (52) reported 29% of
307 HCWs willing to provide the method to HIV-infected women and 35.5% in a Kenyan study
308 (40).

309 Additional restrictions were observed based on age in which 56% (95% CI: 33%, 78%; $\text{Chi}^2=$
310 571.52 ; $\text{df}= 4$; $p<0.001$; $I^2= 99.3\%$) of HCWs (from five studies) imposed minimum age
311 restrictions (most often to adolescent clients) for the provision IUCD. Although not as
312 prevalent, 29% (95% CI: 9%, 50%; $\text{Chi}^2= 472.53$; $\text{df}= 4$; $p<0.001$; $I^2= 99.15\%$) of HCWs (from
313 five studies) suggested that they required a minimum parity before feeling comfortable to
314 provide IUCD to their client. In Senegal (49), 45% of HCWs based in public facilities required
315 a minimum age to provide the implant. Similarly, of 433 Kenyan HCWs, 44% required clients
316 to be at least 20 years of age before inserting an implant (40). Within the same study, of 90
317 HCWs who reported imposing minimum parity restrictions for the provision of the implant,
318 56.2% required at least one child, 32.6% required at least two and 11.2% required three or
319 more (40). A meta-analysis for the attitudes and perceptions among HCWs regarding the
320 implant was not conducted due to an insufficient number of studies reporting relevant
321 findings.

322

323

324

325

326

327

328

329

330

331

332

333

334

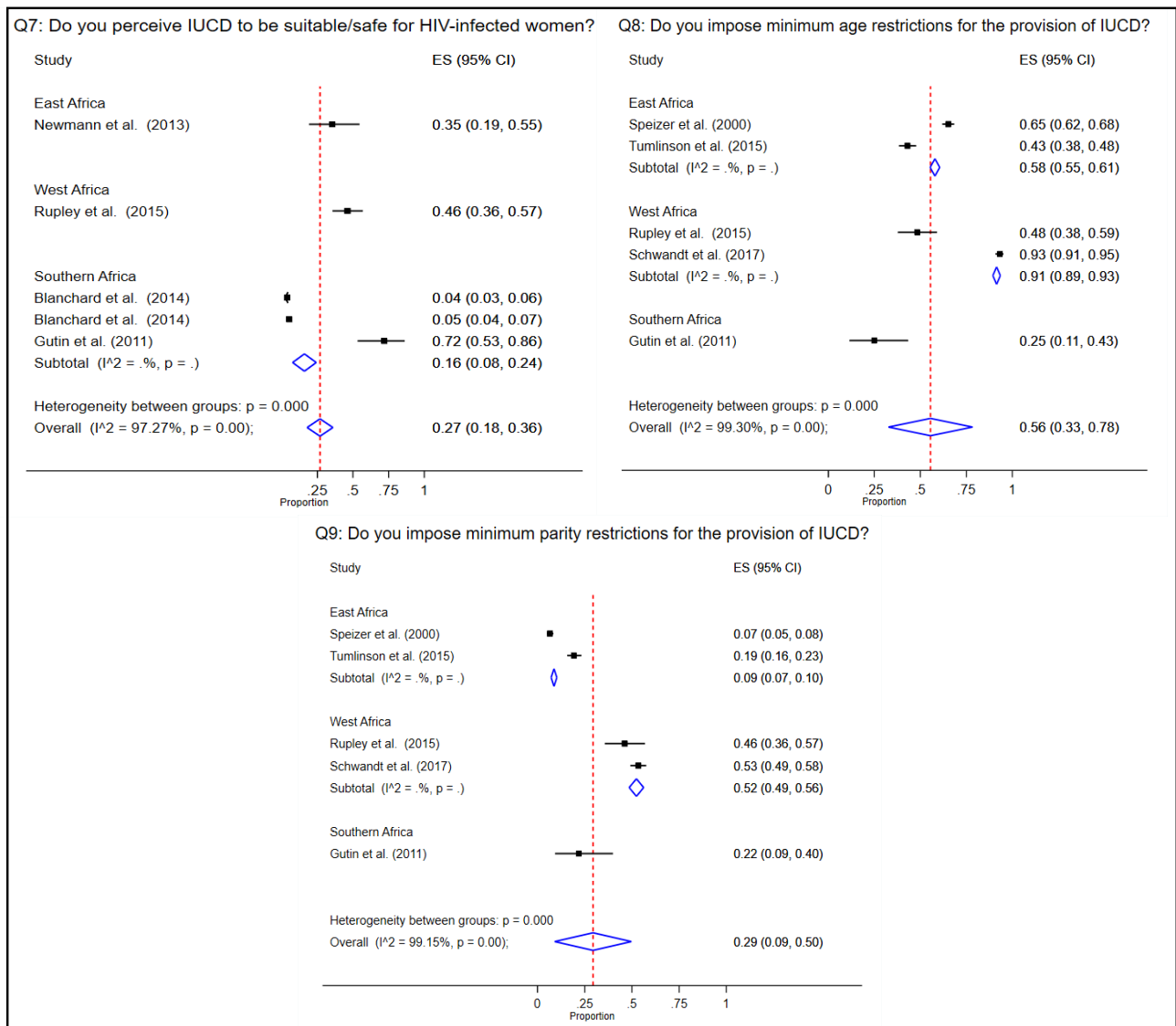
335

336

337

338

339



340

Figure 5: Forest plots showing meta-analyses of studies assessing question 7, 8 and 9

341

relating to the attitudes and perceptions of intrauterine contraceptive devices among

342

healthcare workers in sub-Saharan Africa.

343

344

345

346

347

348

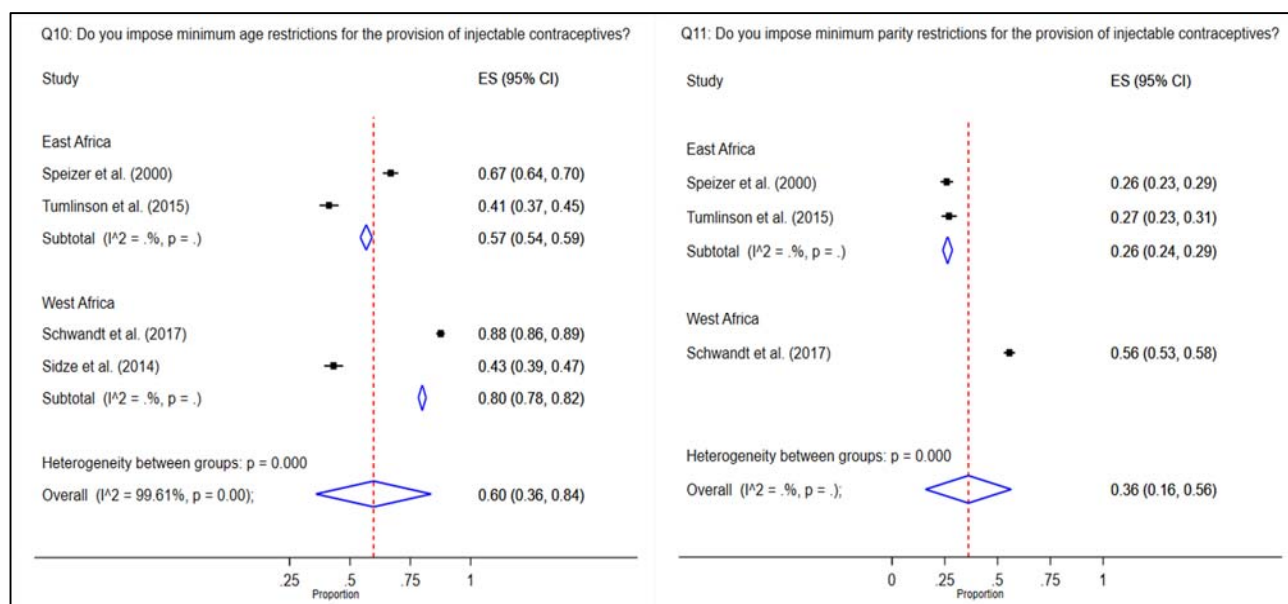
349 *HCW attitude and perceptions concerning injectable contraceptives*

350 From four studies included in the meta-analysis for question 10, it was observed that 60%

351 (95% CI: 36%, 84%; $\text{Chi}^2 = 765.55$; $\text{df} = 3$; $p < 0.001$; $I^2 = 99.61\%$) of HCWs imposed minimum

352 age restrictions for the provision of injectable contraceptives. Moreover, analysis of three

353 studies showed that 36% (95% CI: 16%, 56%) of HCWs imposed minimum parity restrictions



354 concerning the provision of injectables.

355 Figure 6. Forest plots showing meta-analyses of studies assessing question 10 and 11

356 relating to the attitudes and perceptions of injectable contraceptives among healthcare

357 workers in sub-Saharan Africa.

358 **Publication bias**

359 Through the use of the Egger's test at a significance level of $p < 0.05$ and visual exploration of

360 symmetry from funnel plots, it was found that only two questions (7, 10) of the 11 included

361 in the meta-analysis had evidence for publication bias (Figure 7). The results from these two

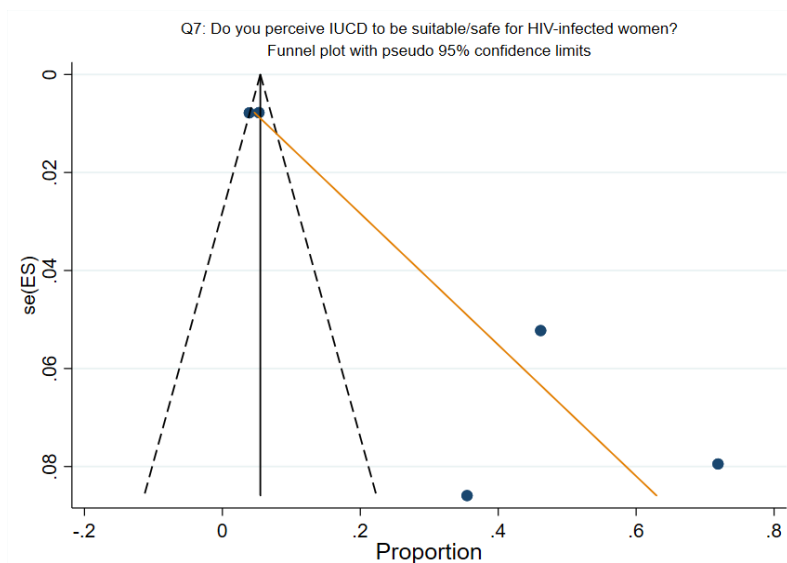
362 questions should therefore be interpreted with caution.

363

364

365

366



367 Figure 7. Funnel plot showing the likelihood of publication bias among included studies for
368 question 7 relating to HCWs perceptions of IUCD suitability for HIV-infected women in sub-
369 Saharan Africa.

370 **Sub-group analysis**

371 A sub-group analysis was conducted based on the region in which the studies were
372 conducted (West, East and, Southern Africa). The analysis showed that the lowest
373 proportion of HCWs who had received FP counselling training was seen in West Africa (43%;
374 95% CI: 41%, 45%) while 65% (95%CI: 58%, 73%) in the region reported providing it to their
375 clients. In terms of IUCD insertion training, 40% (95% CI: 26%, 54%) had received this in
376 Southern Africa compared to 69% (95% CI: 48%, 86%) in West Africa and 86% (95% CI: 79%,
377 91%) in East Africa. Further to this, Southern Africa imposed the most restrictions for HIV-
378 infected women with only 16% (95% CI: 8%, 24%) considering the method suitable.
379 However, West Africa imposed the most severe restrictions based on age for IUCD and
380 injectables (91%; 95% CI: 89%, 93%, and 80%; 95% CI: 78%, 82%, respectively). The West

381 African region also had the highest proportion of HCWs who imposed restrictions based on
382 parity at 52% (95% CI: 49%, 56%) for IUCD and 56% (95% CI: 53%, 58%) for injectables.

383 **DISCUSSION**

384 The slow uptake and underutilisation of LARC methods pose potential barriers to improving
385 SRH across SSA. The burden of unintended pregnancies, in part attributable to the low
386 utilisation of LARC methods, has far-reaching consequences for both maternal and child
387 health outcomes (61). This systematic review and meta-analysis aimed to assess the
388 knowledge, attitudes, and perceptions of LARC methods among HCWs within SSA based on
389 studies published between January 2000 and January 2020. A total of 22 studies were
390 included in the analysis. From the results, knowledge about LARCs was low with 62% of
391 HCWs stating that they readily provide family planning and contraceptive counselling to
392 their clients; this is unsurprising as only 60% of HCWs included in this study had ever
393 received family planning training. This is lower than observed in an Indian study of medical
394 interns and nurses in which 90% and 78%, respectively, had received in-service family
395 planning training (62). However, the findings concur with evidence indicating a high unmet
396 need for quality family planning counselling identified by women across SSA countries,
397 including Ghana (63), Cameroon (64), and Ethiopia(65). The results are concerning as
398 previous research highlights the positive impact that training HCWs in contraceptive
399 counselling has on increasing LARC utilisation (66,67).

400 A lack of knowledge was also seen in HCWs ability to insert IUCD as only 50% reported
401 having received adequate training to do so. Similarly, a Nigerian study (68) indicated that
402 56% of HCWs in the study were familiar with IUCDs. However, it is important to note that
403 training in IUCDs is not a guarantee for skill. One Nigerian-based study showed that among
404 HCWs who had received training, many lacked any real-world experience or confidence to
405 insert it (41). The results of this study are not uncommon. A global systematic review of
406 health providers (69) and a systematic review across developed countries (70) both showed
407 that HCWs regularly lacked adequate knowledge of IUCD, particularly on correct candidate
408 selection and insertion ability. There is a clear need to increase HCWs exposure to
409 appropriate IUCD training using conventional medical training programmes as well as real-
410 world training (71). Evidence from multiple studies suggest further and regular training of
411 HCWs (specifically residents, doctors, and nurses) is highly effective in improving knowledge

412 of IUCDs and confidence to provide the method (72–74). This study further indicated that
413 HCWs were prone to imposing unnecessary and medically unsubstantiated restrictions of all
414 LARC methods based on age, parity, and HIV-status. This result is consistent with studies
415 exploring women’s experiences of provider imposed biases when presenting for
416 contraception services (75–77). In this study, only 27% of HCWs considered IUCD safe for
417 HIV-infected women; this is lower than reported in a Nepal-based study showing a
418 proportion of 36% of family planning providers considering IUCD safe for this population
419 (78). With the rates of unintended pregnancies highest among WLWHIV (79) compared to
420 all other groups, there is a need to improve the dialogue between HCWs and their HIV-
421 infected clients desiring effective contraception. Interestingly, HCW KAP toward the female
422 condom, which like LARCs have the benefit of being female-initiated has also been noted to
423 be poor in some settings. For example, among HCWs in Botswana, knowledge of the female
424 condom was poor with only 23% of the 164 respondents reporting being trained on it (80).
425 However, 74% did recommend its use to their clients. Healthcare workers providing care to
426 WLWHIV must be cognisant of their knowledge and attitudes towards both LARCs and
427 barrier methods to prevent unintended pregnancy as well as HIV transmission.

428 Our study results indicate that adolescents are also negatively affected by HCW attitudes
429 and perceptions. The meta-analysis showed that 56% and 60% of HCWs restricted the
430 provision of IUCDs and injectables based on minimum age, respectively. This is slightly
431 higher than that found in Nepal (78) in which 40% of HCWs restricted the provision of IUCDs
432 to girls under 17 and Pakistan (81) where 50% of physicians restricted access to girls 19
433 years and younger. The difference in findings may be attributable to the conservative
434 cultural context present within some SSA countries.

435 Of concern when HCWs refuse LARCs to a particular subset of clients are the resulting
436 behaviour of turning to SARC methods or abandoning contraception altogether. The
437 implication of this is an increase in unintended pregnancies, with the possibility to increase
438 unsafe abortions and ultimately increase the maternal and infant mortality rates. Across
439 SSA, misconceptions and fears among women in communities are known to influence their
440 desire to use LARC methods (82). Our findings, however, show that HCWs knowledge of the
441 methods, attitudes, and perceptions may also have a profound impact on their uptake. With
442 the Family Planning 2020 initiative aiming to increase access to modern contraceptives to an

443 additional 120 million women across the world's poorest countries, efforts to achieve this
444 should not be hindered, but rather aided by HCWs. Access to reliable and effective
445 contraception underpins a core principle in achieving universal health coverage (UHC); for
446 this reason, a knowledgeable, unbiased health workforce is imperative. Our
447 recommendations to achieve this are grounded in mobilisation to provide quality, routine
448 training for HCWs across all cadres in family planning counselling, LARC insertion skill and
449 education focusing on eliminating misconceptions of appropriate candidates for each
450 method. Secondly, further cadre specific research about the KAP of HCWs is needed as well
451 as more exploration of the KAP among HCWs concerning contraceptive implants, as this is
452 currently limited.

453 A strength of this study is that, to our knowledge, this is the first systematic review and
454 proportion meta-analysis exploring the KAP of HCWs regarding LARC methods in SSA.
455 Limitations must also be acknowledged. High heterogeneity was observed within each of
456 the analyses. This may be explained by the varying cultural and sociodemographic
457 differences among the HCWs across sub-Saharan Africa. In addition to this, the difference in
458 tools used to assess KAP across different studies and the differences in the way in which
459 they were administered may also have contributed to the high heterogeneity through
460 possible selection bias. Another limitation was the inability to separate the analysis based
461 on the HCW cadre. Lastly, publication bias was evident in question seven and nine of the
462 meta-analysis; these results should, therefore, be interpreted with caution.

463 **Conclusion**

464 Long-acting reversible contraceptive methods have the potential to greatly increase
465 women's overall access to contraception, family planning, and birth spacing practices.
466 However, HCWs knowledge of these methods, attitudes and perceptions towards providing
467 them appears to influence women's choice to utilise them. This can consequently influence
468 the success or failure of strategies that are implemented by governments to increase access
469 to these methods to women. The results from this study have identified a gap in knowledge
470 among HCWs concerning LARCs. There is clear evidence that personal attitudes and
471 perceptions held by HCWs impact their willingness to provide certain methods to a
472 particular set of clients. This was especially seen in the context of HIV-infected women,
473 adolescents, and nulliparous women.

474 **List of abbreviations**

475 EC: Emergency contraception

476 FP: Family planning

477 HCW: Healthcare worker

478 IUCD: Intrauterine contraceptive device

479 KAP: Knowledge, attitudes, and perceptions

480 LARC: Long-acting reversible contraceptive

481 PRISMA: Preferred reporting items for systematic reviews and meta-analyses

482 SSA: sub-Saharan Africa

483 **References:**

- 484 1. Silumbwe A, Nkole T, Munakampe MN, Milford C, Cordero JP, Kriel Y, et al.
485 Community and health systems barriers and enablers to family planning and
486 contraceptive services provision and use in Kabwe District, Zambia. *BMC Health Serv*
487 *Res.* 2018 May;18(1):390.
- 488 2. Family Planning 2020. FP2020: The Arc of Progress 2019–2020. Washington, DC;
489 2020.
- 490 3. Bellizzi S, Mannava P, Nagai M, Sobel HL. Reasons for discontinuation of
491 contraception among women with a current unintended pregnancy in 36 low and
492 middle-income countries. *Contraception.* 2020;101(1):26–33.
- 493 4. Yazdkhasti M, Pourreza A, Pirak A, Abdi F. Unintended pregnancy and its adverse
494 social and economic consequences on health system: A narrative review article.
495 *Iranian Journal of Public Health.* 2015;44(1):12-21.
- 496 5. Hajizadeh M, Nghiem S. Does unwanted pregnancy lead to adverse health and
497 healthcare utilization for mother and child? Evidence from low- and middle-income
498 countries. *Int J Public Health.* 2020;65(4):457–68.
- 499 6. Bearak J, Popinchalk A, Ganatra B, Moller AB, Tunçalp Ö, Beavin C, et al. Unintended
500 pregnancy and abortion by income, region, and the legal status of abortion: estimates
501 from a comprehensive model for 1990–2019. *Lancet Glob Heal.* 2020;8(9):e1152–61.
- 502 7. Tsui AO, Brown W, Li Q. Contraceptive Practice in sub-Saharan Africa. *Popul Dev Rev.*
503 2017;43(Suppl Suppl 1):166-191.
- 504 8. United Nations, Department of Economic and Social Affairs. Family Planning and the
505 2030 Agenda for Sustainable Development: Data Booklet. 2019. (Available from:
506 [https://www.un.org/en/development/desa/population/publications/pdf/family/famil](https://www.un.org/en/development/desa/population/publications/pdf/family/familyPlanning_DataBooklet_2019.pdf)
507 [yPlanning_DataBooklet_2019.pdf](https://www.un.org/en/development/desa/population/publications/pdf/family/familyPlanning_DataBooklet_2019.pdf)).
- 508 9. Flemming C. Review Long-acting reversible contraceptives. *Obstet Gynaecol.*
509 2009;11:83–8.
- 510 10. Foster-Rosales A., Stewart F.H. Contraceptive Technology. In: Wingood G.M.,

- 511 DiClemente R.J. (eds) Handbook of Women's Sexual and Reproductive Health. Issues
512 in Women's Health. Springer, Boston, MA. 2011.
- 513 11. Goldthwaite LM, Shaw KA. Immediate postpartum provision of long-acting reversible
514 contraception. *Current Opinion in Obstetrics and Gynecology*. 2015;27(6):460-4.
- 515 12. Goldstuck ND, Wildemeersch D. Practical Advice for Emergency IUD Contraception in
516 Young Women. *Obstet Gynecol Int*. 2015;2015:1–6.
- 517 13. Benova, Cleland, Daniele, Ali. Expanding Method Choice in Africa with Long-Acting
518 Methods: IUDs, Implants or Both? *Int Perspect Sex Reprod Health*. 2018;43(4):183.
- 519 14. Cleland J, Ali M, Benova L, Daniele M. The promotion of intrauterine contraception in
520 low- and middle-income countries: a narrative review. *Contraception*.
521 2017;95(6):519-528.
- 522 15. Adedini SA, Omisakin OA, Somefun OD. Trends, patterns and determinants of long-
523 acting reversible methods of contraception among women in sub-Saharan Africa.
524 *PLoS One*. 2019;14(6):1–16.
- 525 16. Aliyu AA. Family Planning Services in Africa: The Successes and Challenges. 2018.
526 (Available from: [http://www.intechopen.com/books/family-planning/family-](http://www.intechopen.com/books/family-planning/family-planning-services-in-africa-the-successes-and-challenges)
527 [planning-services-in-africa-the-successes-and-challenges](http://www.intechopen.com/books/family-planning/family-planning-services-in-africa-the-successes-and-challenges)).
- 528 17. Statistics South Africa. Mid-year population estimates [Internet]. Statistical release
529 P0302. 2020. 9Available from: www.statssa.gov.za)
- 530 18. Nanda K, Stuart GS, Robinson J, Gray AL, Tepper NK, Gaffield ME. Drug interactions
531 between hormonal contraceptives and antiretrovirals. *AIDS*. 2017;31:917–952
- 532 19. Brittain K, Phillips TK, Zerbe A, Abrams EJ, Myer L. Long-term effects of unintended
533 pregnancy on antiretroviral therapy outcomes among South African women living
534 with HIV. *AIDS*. 2019;33(5):885–93.
- 535 20. Krishna GR, Haddad LB. Interactions Between Hormonal Contraception and Anti-
536 Retroviral Therapy: an Updated Review. *Curr Obstet Gynecol Rep*. 2020;9(3):98–104.
- 537 21. Mannava P, Durrant K, Fisher J, Chersich M, Luchters S. Attitudes and behaviours of
538 maternal health care providers in interactions with clients: A systematic review.

- 539 Global Health. 2015;11(1):1–17.
- 540 22. Society for Adolescent Health and Medicine. Improving Knowledge About, Access to,
541 and Utilization of Long-Acting Reversible Contraception Among Adolescents and
542 Young Adults. *J Adolesc Heal*. 2017;60(4):472–4.
- 543 23. Berlan ED, Pritt NM, Norris AH. Pediatricians’ Attitudes and Beliefs about Long-Acting
544 Reversible Contraceptives Influence Counseling. *J Pediatr Adolesc Gynecol*.
545 2017;30(1):47–52.
- 546 24. Malelelo-Ndou H, Ramathuba DU, Netshisaulu KG. Challenges experienced by health
547 care professionals working in resource-poor intensive care settings in the Limpopo
548 province of South Africa. *Curationis*. 2019;42(1):1–8.
- 549 25. Brown A, Harries J, Cooper D, Morrioni C. Perspectives on contraceptive implant use in
550 women living with HIV in Cape Town, South Africa: A qualitative study among primary
551 healthcare providers and stakeholders. *BMC Public Health*. 2019;19(1):1–9.
- 552 26. Gerland P, Raftery AE, Ševčíková H, Li N, Gu D, Spoorenberg T, et al. World population
553 stabilization unlikely this century. *Science*. 2014;346(6206):234-7.
- 554 27. Nyaga VN, Arbyn M, Aerts M. Metaprop: A Stata command to perform meta-analysis
555 of binomial data. *Arch Public Heal*. 2014;72(1):1–10.
- 556 28. Moher D, Liberati A, Tetzlaff J, Altman DG. Rand et al. Supplement- Additional
557 Resources: Systematic Reviews and Meta-Analyses: The PRISMA Statement. *Annu*
558 *Intern Med*. 2009;151(4):264–9.
- 559 29. Ouzzani M, Hammady H, Fedorowicz Z, Elmagarmid A. Rayyan-a web and mobile app
560 for systematic reviews. *Syst Rev*. 2016;5(210):2–10.
- 561 30. Agarwal A, Guyatt G, Busse J. Risk of Bias Instrument for Cross-Sectional Surveys of
562 Attitudes and Practices. 2011. Available from:
563 [https://www.evidencepartners.com/wp-content/uploads/2017/09/Risk-of-Bias-](https://www.evidencepartners.com/wp-content/uploads/2017/09/Risk-of-Bias-Instrument-for-Cross-Sectional-Surveys-of-Attitudes-and-Practices.pdf)
564 [Instrument-for-Cross-Sectional-Surveys-of-Attitudes-and-Practices.pdf](https://www.evidencepartners.com/wp-content/uploads/2017/09/Risk-of-Bias-Instrument-for-Cross-Sectional-Surveys-of-Attitudes-and-Practices.pdf)
- 565 31. Wells G, Shea B, O’Connell D, Peterson J, Welch V, Losos M, et al. The Newcastle-
566 Ottawa Scale (NOS) for assessing the quality of nonrandomised studies in meta-

- 567 analyses. (Available from:
568 http://www.ohri.ca/programs/clinical_epidemiology/nosgen.pdf).
- 569 32. Hong QN, Fàbregues S, Bartlett G, Boardman F, Cargo M, Dagenais P, et al. The Mixed
570 Methods Appraisal Tool (MMAT) version 2018 for information professionals and
571 researchers. *Educ Inf*. 2018.
- 572 33. Von Hippel PT. The heterogeneity statistic I² can be biased in small meta-analyses.
573 *BMC Med Res Methodol*. 2015;15(35).
- 574 34. Kleijnen J, Antes G. Systematic Reviews in Health Care. Meta-analysis in Context. *Int J*
575 *Epidemiol*. 2002.
- 576 35. Tshitenge ST, Nlisi K, Setlhare V, Ogundipe R. Knowledge, attitudes and practice of
577 healthcare providers regarding contraceptive use in adolescence in Mahalapye,
578 Botswana. *South African Fam Pract*. 2018;60(6):181–6.
- 579 36. Abebaw Y, Berhe S, Abebe SM, Adefris M, Gebeyehu A, Gure T, et al. Providers’
580 knowledge on postpartum intrauterine contraceptive device (PPIUCD) service
581 provision in Amhara region public health facility, Ethiopia. *PLoS One*.
582 2019;14(4):e0214334.
- 583 37. Atuahene MD, Afari EO, Adjuik M, Obed S. Health knowledge, attitudes and practices
584 of family planning service providers and clients in Akwapim North District of Ghana.
585 *Contracept Reprod Med*. 2016;1(5).
- 586 38. Rupley DM, Morhe ESK, Moyer CA, Dalton VK. Maternity care provider knowledge,
587 attitudes, and practices regarding provision of postpartum intrauterine contraceptive
588 devices at a tertiary center in Ghana. *Int J Gynaecol Obstet*. 2015;128(2):137–40.
- 589 39. Judge S, Peterman A, Keesbury J. Provider determinants of emergency contraceptive
590 counseling and provision in Kenya and Ethiopia. *Contraception*. 2011;83(5):486–90.
- 591 40. Tumlinson K, Okigbo CC, Speizer IS. Provider barriers to family planning access in
592 urban Kenya. *Contraception*. 2015;92(2):143–51.
- 593 41. Newmann SJ, Mishra K, Onono M, Bukusi EA, Cohen CR, Gage O, et al. Providers’
594 Perspectives on Provision of Family Planning to HIV-Positive Individuals in HIV Care in

- 595 Nyanza Province, Kenya. *AIDS Res Treat*. 2013;915-923.
- 596 42. Mwafulirwa T, O'Shea MS, Hamela G, Samuel E, Chingondole C, Chipangula V, et al.
597 Family planning providers' experiences and perceptions of long-acting reversible
598 contraception in Lilongwe, Malawi. *Afr J Reprod Heal*. 2016;20(2):62–71.
- 599 43. Caplan MR, Phiri K, Parent J, Phoya A, Schooley A, M. Hoffman R. Provider
600 perspectives on barriers to reproductive health services for HIV-infected clients in
601 Central Malawi. *Clin Obstet Gynecol Reprod Med*. 2018;4(1):1–6.
- 602 44. Adekunle AO, Arowojolu AO, Adedimeji AA, Okunlola MA. Emergency contraception:
603 survey of knowledge, attitudes and practice of health care professionals in Ibadan,
604 Nigeria. *J Obstet Gynaecol*. 2000;20(3):284–9
- 605 45. Ebuehi OM, Ebuehi OAT, Inem V. Health care providers' knowledge of, attitudes
606 toward and provision of emergency contraceptives in Lagos, Nigeria. *Int Fam Plan*
607 *Perspect*. 2006;32(2):89–93.
- 608 46. Morhason-Bello IO, Adedokun BO, Mumuni TO, Bello FA, Abdus-Salam RA, Lawal OO,
609 et al. Knowledge and use of emergency contraception by medical doctors on
610 internship in a tertiary healthcare facility in Nigeria. *Niger J Clin Pract*.
611 2014;17(4):431–5.
- 612 47. Oriji VK, Omietimi JE. Knowledge, attitude, and practice of emergency contraception
613 among medical doctors in Port Harcourt. *Niger J Clin Pract*. 2011;14(4):428–31.
- 614 48. Schwandt HM, Speizer IS, Corroon M. Contraceptive service provider imposed
615 restrictions to contraceptive access in urban Nigeria. *BMC Health Serv Res*.
616 2017;17(1):268.
- 617 49. Sidze EM, Lardoux S, Speizer IS, Faye CM, Mutua MM, Badji F. Young women's access
618 to and use of contraceptives: the role of providers' restrictions in urban Senegal. *Int*
619 *Perspect Sex Reprod Health*. 2014;40(4):176–83.
- 620 50. Blanchard K, Chipato T, Ramjee G, Nhemachena T, Harper CC. Clinicians' perceptions
621 and provision of hormonal contraceptives for HIV-positive and at-risk women in
622 Southern Africa: An original research article. *Contraception*. 2014;90(4):391–8.

- 623 51. Gutin SA, Mlobeli R, Moss M, Buga G, Morroni C. Survey of knowledge, attitudes and
624 practices surrounding the intrauterine device in South Africa. *Contraception*. 2011
625 ;83(2):145–50.
- 626 52. Morse J, Chipato T, Blanchard K, Nhemachena T, Ramjee G, McCulloch C, et al.
627 Provision of long-acting reversible contraception in HIV-prevalent countries: Results
628 from nationally representative surveys in southern Africa. *BJOG An Int J Obstet*
629 *Gynaecol*. 2013;120(11):1386–93.
- 630 53. Sibanda E, Titus MJ. Knowledge, attitudes and practices of health professionals in
631 public health institutions on emergency contraception in Pietermaritzburg, Kwazulu-
632 natal Province, South Africa. *S Afr J Obstet Gynaecol*. 2017;23(1):7–11.
- 633 54. Speizer IS, Hotchkiss DR, Magnani RJ, Hubbard B, Nelson K. Do service providers in
634 Tanzania unnecessarily restrict clients’ access to contraceptive methods? *Int Fam Plan*
635 *Perspect*. 2000;26(1):13–20.
- 636 55. Byamugisha JK, Mirembe FM, Faxelid E, Gemzell-Danielsson K. Knowledge, attitudes
637 and prescribing pattern of emergency contraceptives by health care workers in
638 Kampala, Uganda. *Acta Obstet Gynecol Scand*. 2007;86(9):1111–6.
- 639 56. Nalwadda G, Mirembe F, Tumwesigye NM, Byamugisha J, Faxelid E. Constraints and
640 prospects for contraceptive service provision to young people in Uganda: providers’
641 perspectives. *BMC Health Serv Res*. 2011;11:220.
- 642 57. Tshitenge ST, Nlisi K, Setlhare V, Ogundipe R. Knowledge, attitudes and practice of
643 healthcare providers regarding contraceptive use in adolescence in Mahalapye,
644 Botswana. *South African Fam Pract*. 2018;60(6):181–6.
- 645 58. Morse J, Chipato T, Blanchard K, Nhemachena T, Ramjee G, McCulloch C, et al.
646 Provision of long-acting reversible contraception in HIV-prevalent countries: results
647 from nationally representative surveys in southern Africa. *BJOG*. 2013;120(11):1386–
648 94.
- 649 59. Schwandt HM, Speizer IS, Corroon M. Contraceptive service provider imposed
650 restrictions to contraceptive access in urban Nigeria. *BMC Health Serv Res*. 2017;17
651 (268).

- 652 60. Blanchard K, Chipato T, Ramjee G, Nhemachena T, Harper C. Clinicians' perceptions
653 and provision of hormonal contraceptives for HIV-positive and at-risk women in
654 Southern Africa: an original research article. *Contraception*. 2014;90(4):391–8.
- 655 61. Secura G. Long-acting reversible contraception: A practical solution to reduce
656 unintended pregnancy. *Minerva Ginecol*. 2013;65(3):271-7.
- 657 62. Gupta M, Verma M, Kaur K, Iyengar K, Singh T, Singh A. Competency assessment of
658 the medical interns and nurses and documenting prevailing practices to provide
659 family planning services in teaching hospitals in three states of India. *PLoS One*.
660 2019;14(11).
- 661 63. Guure C, Tei Maya E, Dery S, da-Costa Vrom B, Alotaibi RM, Ragab Rezk H, et al.
662 Factors influencing unmet need for family planning among Ghanaian married/union
663 women: a multinomial mixed effects logistic regression modelling approach. *Arch
664 Public Health*. 2019;77(11).
- 665 64. Ajong AB, Njotang PN, Yakum MN, Essi MJ, Essiben F, Eko FE, et al. Determinants of
666 unmet need for family planning among women in Urban Cameroon: a cross sectional
667 survey in the Biyem-Assi Health District, Yaoundé. *BMC Women's Health*. 2015; 16(4).
- 668 65. Solomon T, Nigatu M, Gebrehiwot TT, Getachew B. Unmet need for family planning
669 and associated factors among currently married reproductive age women in Tiro
670 Afeta District, South West Ethiopia, 2017: cross-sectional study. 2019;19(170).
- 671 66. Potgieter F, Kapp P, Coetzee F. Factors influencing post-partum women's choice of an
672 implantable contraceptive device in a rural district hospital in South Africa. *South
673 African Fam Pract*. 2018;60(6):174-180.
- 674 67. Dehingia N, Dixit A, Averbach S, Choudhry V, Dey A, Chandurkar D, et al. Family
675 planning counseling and its associations with modern contraceptive use, initiation,
676 and continuation in rural Uttar Pradesh, India. *Reprod Health*. 2019;16(178).
- 677 68. Onwuhafua PI, Kantiok C, Olafimihan O, Shittu OS. Knowledge, attitude and practice
678 of family planning amongst community health extension workers in Kaduna State,
679 Nigeria. *J Obstet Gynaecol*. 2005;25(5):494–9.

- 680 69. Daniele MAS, Cleland J, Benova L, Ali M. Provider and lay perspectives on intra-
681 uterine contraception: A global review. *Reprod Health*. 2017;14(1).
- 682 70. Ouyang M, Peng K, Botfield JR, McGeechan K. Intrauterine contraceptive device
683 training and outcomes for healthcare providers in developed countries: A systematic
684 review. *PLoS One*. 2019;(1497):e0219746.
- 685 71. Schubert FD, Herbitter C, Fletcher J, Gold M. IUD knowledge and experience among
686 family medicine residents. *Fam Med*. 2015;47(6):474-7.
- 687 72. Lewis C, Darney P, De Bocanegra HT. Intrauterine contraception: Impact of provider
688 training on participant knowledge and provision. *Contraception*. 2013;88(2):226-231
- 689 73. Kemeny F, Digiusto E, Bateson D. Insertion of intrauterine contraceptive devices by
690 registered nurses in Australia. *Aust New Zeal J Obstet Gynaecol*. 2016;56(1):92-6.
- 691 74. Romero D, Maldonado L, Fuentes L, Prine L. Association of reproductive health
692 training on intention to provide services after residency: The family physician resident
693 survey. *Fam Med*. 2015;47(1):22-30.
- 694 75. Omishakin MYJ. Women ' s Health & Gynecology Knowledge , Attitude and Practice of
695 Family Planning among Healthcare Providers in Two Selected Health Centres in
696 Osogbo Local Government , Osun State. *Womens Heal Gynecol*. 2015;1(2):2-5.
- 697 76. Sieverding M, Schatzkin E, Shen J, Liu J. Bias in Contraceptive Provision to Young
698 Women Among Private Health Care Providers in South West Nigeria. *Int Perspect Sex
699 Reprod Health*. 2018;44(1):19-29.
- 700 77. Solo J, Festin M. Provider bias in family planning services: A review of its meaning and
701 manifestations. *Global Health Science and Practice*. 2019;7(3):371-385.
- 702 78. Chakraborty NM, Murphy C, Paudel M, Sharma S. Knowledge and perceptions of the
703 intrauterine device among family planning providers in Nepal: A cross-sectional
704 analysis by cadre and sector. *BMC Health Serv Res*. 2015;15(39).
- 705 79. Cohen SA. *Hiding in Plain Sight: The Role of Contraception in Preventing HIV*.
706 Guttmacher. 2008.
- 707 80. Mashanda-Tafaune B, Monareng L V. Perception and attitude of healthcare workers

- 708 towards the use of a female condom in Gaborone, Botswana. *Heal SA Gesondheid*.
709 2016;21:162–70.
- 710 81. Agha S, Fareed A, Keating J. Clinical training alone is not sufficient for reducing
711 barriers to iudprovision among private providers in Pakistan. *Reprod Health*.
712 2011;8(40).
- 713 82. Daniele MAS, Cleland J, Benova L, Ali M. Provider and lay perspectives on intrauterine
714 contraception: a global review. *BMC Reprod Heal*. 2017;14(119).
- 715