

O C C I A | A B

To discover the causes of social, economic and technological change

COCCIALAB WORKING PAPER
2020 – No. 56B/2020

THE IMPACT OF LOCKDOWN ON PUBLIC HEALTH DURING
THE FIRST WAVE OF COVID-19 PANDEMIC: LESSONS
LEARNED FOR DESIGNING EFFECTIVE CONTAINMENT
MEASURES TO COPE WITH SECOND WAVE

Mario COCCIA

CNR -- NATIONAL RESEARCH COUNCIL OF ITALY

COCCIALAB-ITALY

CONTACT: mario.coccia@cnr.it

THE IMPACT OF LOCKDOWN ON PUBLIC HEALTH DURING THE FIRST WAVE OF COVID-19 PANDEMIC: LESSONS LEARNED FOR DESIGNING EFFECTIVE CONTAINMENT MEASURES TO COPE WITH SECOND WAVE

MARIO COCCIA

CNR -- NATIONAL RESEARCH COUNCIL OF ITALY
Via Real Collegio, n. 30
(Collegio Carlo Alberto)
10024 - Moncalieri (TO), Italy
Contact: E-mail: mario.coccia@cnr.it

Abstract

What is hardly known in the studies of the COVID-19 global pandemic crisis is the impact of general lockdown during the first wave of COVID-19 pandemic both public health and economic system. The main goal of this study is a comparative analysis of some European countries with a longer and shorter period of national lockdown during the first wave of COVID-19 from March to August 2020. Findings suggests that: a) countries with shorter period of lockdown have a variation of confirmed cases/population (%) higher than countries with longer period of lockdown; b) countries with shorter period of lockdown have average fatality rate (5.45%) lower than countries with longer period of lockdown (12.70%), whereas variation of fatality rate from August to March 2020 suggests a higher reduction in countries with longer period of lockdown (-1.9% vs 0.72%). However, Independent Samples Test and the Mann-Whitney test reveal that the effectiveness of longer period of lockdown versus shorter one on public health is not significant. In addition, the COVID-19 pandemic associated with longer period of lockdown has a higher negative impact on economic growth with consequential social issues in countries. Results of the impact of COVID-19 lockdowns on public health and economies of some leading countries in Europe, during the first wave of the COVID-19 pandemic, can provide vital information to design effective containment strategies in future waves of this pandemic to minimize the negative effects in society.

Keywords: Lockdown; COVID-19; Fatality rates; Infected Individuals; Public Health.

INTRODUCTION

The main goal of this study is to explain the effect of a policy response of lockdown on public health and economy to reduce the impact of severe acute respiratory syndrome coronavirus 2 (SARS-CoV-2), which is the strain of novel coronavirus that causes Coronavirus disease 2019 (COVID-19) in society. This study focuses on data of the first wave of COVID-19 pandemic (from March to August, 2020) in countries that have applied longer or shorter period of lockdown to assess the effective reduction of infected cases and fatality rates as well as the impact on Gross Domestic Product. Lessons learned from this study can be important to design effective public responses for constraining future waves of the COVID-19 and similar epidemics of new infectious diseases.

In the presence of COVID-19 pandemic, and in general of vast epidemics, as governments have to cope with consequential threats on public health, it is important, very important to analyze what containment measures are effective and which are not. Nicoll and Coulombier (2009, p. 3ff) argue that containment measures have the goal to stop as many transmissions of infectious disease as possible. In particular, governments take actions to constrain/prevent chains of transmission and outbreaks, through vigorous contact tracing, quarantine of contacts, general lockdown of people and economic activities, etc. The crux of the study here is rooted in the concept of *lockdown* as policy response of countries to cope with diffusion of pandemic in society and some brief backgrounds are useful to understand and clarify it. The dictionary by Merriam-Webster (2020) defines lockdown as: “a temporary condition imposed by governmental authorities (as during the outbreak of an epidemic disease) in which people are required to stay in their homes and refrain from or limit activities outside the home involving public contact (such as dining out or attending large gatherings)”. Atalan (2020) shows that COVID-19 pandemic can be contained with a containment measures of social restrictions, such as lockdown.

Tobías (2020, p. 2) states that: “Lockdown, including restricted social contact and keeping open only those businesses essential to the country's supply chains, has had a beneficial effect”. This containment measure, in the presence of a pandemic or epidemic, has a variable period and includes one or more of actions, such as: school and workplace closing, cancellation of public/private events and closure of museums, restrictions on mass gatherings in public and private places, stay at home requirements, restriction on internal mobility and international travel, etc. (Nicoll and Coulombier, 2009; Petherick et al., 2020). Atalan (2020) argues that countries can decide to start the lockdown when there is an acceleration of daily confirmed cases beyond a critical threshold and to end it when there is a strong reduction of Intensive Care Unit (ICU) admissions. In general, lockdown as policy responses has main effects on public health, environment and economies of countries (Chakraborty and Mait, 2020).

What is already known on these topics is based on manifold studies. Islam et al. (2020) argue that early application of the control measure of lockdown can generate a reduction of the incidence of COVID-19. The model by Balmford et al. (2020) also reveals that countries that applied immediately lockdown reduced deaths compared to countries that delayed the application of this strong containment measure. Chaudhry et al. (2020) explain, analyzing 50 countries having high number of confirmed cases of COVID-19, that 40 countries applied a full lockdown, 5 a partial one and 5 curfew only with different effects. In addition, this study suggests that lockdowns and pervasiveness of testing in society were not associated with COVID-19 mortality per million people, but full lockdowns and decreased country vulnerability to biological threats were significantly associated with the increase of patient recovery rates (Chaudhry et al., 2020). Gatto et al. (2020), at March 2020, analyzing results of their transmission model, argue that restriction to mobility and human interactions can reduce transmission dynamics of the COVID-19 by about 45%. Tobías (2020) shows that after the first lockdown in Spain and Italy, the slopes of daily confirmed cases, of deaths and of Intensive Care Unit (ICU) admissions have

been flattened, but the natural dynamics of COVID-19 pandemic has not changed the underlying trend that is continued to increase. However, the second lockdown, based on more containment measures for mobility, seems to have changed the trend, reducing daily diagnosed cases, total deaths and ICU admissions. Other studies show the effects of COVID-19 lockdown on environment and in particular on level of air pollution. Briz-Redón et al. (2021) analyze changes in air pollution during COVID-19 lockdown in Spanish cities and show that lockdown has reduced the atmospheric levels of NO₂, CO, SO₂ and PM₁₀, except the level of O₃. Ghahremanloo et al. (2021) analyze the impact of COVID-19 containment measures on air pollution levels in East Asia and confirm that the concentrations of pollutants in February 2020 are lower than those of February 2019. In addition, NO₂ also had significant reductions in Beijing-Tianjin-Hebei regions, Wuhan, Seoul, and Tokyo. In this context, Liu et al. (2021) analyze the effects of COVID-19 lockdown in about 600 major cities worldwide and show that NO₂ air quality index value falls more precipitously relative to the pre-lockdown period, followed by PM₁₀, SO₂, PM_{2.5}, and CO, but the level of O₃ increases. Moreover, Liu et al. (2021) argue that the impact of COVID-19 lockdown on environmental pollution generates health benefits in terms of the expected averted premature deaths due to air pollution declines. In general, the evidence that COVID-19 lockdowns have reduced levels of air pollution and detrimental effects of polluted environment on human health is now rarely contested. However, *what is hardly known in these research topics* is whether and how the application of general lockdown during the first wave of COVID-19 has been or has not been effective to reduce the negative impact on public health and economic system. This investigation is part of a large research project on factors determining the transmission dynamics of the COVID-19 pandemic and its socioeconomic impact. Results of the study here can explain the effects of lockdown in the first wave of COVID-19 in society and can be important, very important

to design effective strategies and support sustainable technologies to cope with future waves of COVID-19 and future epidemics of new infectious diseases¹.

DATA AND STUDY DESIGN

1.1 Data and their sources

The study here focuses on six countries in Europe having a comparable institutional and socioeconomic framework: three countries with a shorter period of lockdown and three with a longer period of lockdown. In particular:

□ *Countries with a shorter period of lockdown* are (average about 15 days of lockdown):

- Austria from 3/16/2020 to 4/13/2020, 29 days
- Portugal from 3/19/2020 to 4/2/2020, 15 days
- Sweden did not apply any lockdown

□ *Countries with a longer period of lockdown* are (average roughly 61 days of lockdown):

- France from 3/17/2020 to 5/11/2020, 56 days
- Italy from 3/09/2020 to 5/18/2020, 71 days
- Spain from 3/14/2020 to 5/09/2020, 57 days

□ *Period under study*: from March to August 2020, indicating the first wave of the COVID-19 pandemic.

The study here considers data of confirmed cases, fatality rate and GDP aggregates in these countries after the application of lockdown, i.e., from 15 April to 30 August 2020, a period that indicates the first wave of COVID-19 pandemic. These data provide important information to assess the effectiveness of policy responses based on

¹ For studies about the interaction between science, technology and innovation for supporting socioeconomic systems, see: Coccia, 2017, 2017a, b; 2018, 2018a; Coccia and Wang, 2016; Coccia and Watts, 2020.

lockdown to cope with COVID-19 global pandemic crisis. Data about public health are from Johns Hopkins Center for System Science and Engineering (2020) and economic data are from Eurostat (2020).

1.2 Measures

- *Numbers of COVID-19 related infected individuals* are measured with confirmed cases of COVID-19 divided by population % of countries under study
- *Numbers of COVID-19 related deaths* are measured by fatality rate of COVID-19 given by total infected individuals divided by deaths (%) of countries
- *Economic activity of countries* is measured with Gross Domestic Product (GDP) and main components (output, expenditure and income). Unit of measure is chain linked volumes, index 2010=100. The accounting period is the calendar quarter (Q), based on 2019-Q2, 2020-Q1 and 2020-Q2 (Q1= January, February, March; Q2=April, May, June). Quarterly national accounts data are a vital instrument to economic analysis and policy and in assessing the state of the business cycle (cf., Coccia, 2010).

1.3 Data analysis procedure

Firstly, data are analyzed with descriptive statistics, using a comparative approach between countries with longer and shorter period of lockdown, considering arithmetic mean of confirmed cases standardized with population, of fatality rates from April to August 2020 and of the quarterly national accounts of GDP. In addition, to assess the effects of lockdown on public health, it is calculated the average variation of confirmed cases standardized with population and fatality rate from 15 April 2020 to 30 August 2020, a period indicating the first wave of the COVID-19 pandemic.

Secondly, in order to assess whether the difference of arithmetic mean and average variation of confirmed cases standardized with population, fatality rate and GDP aggregate between countries with shorter and longer period of lockdown is significant, the Independent Samples *t*-Test is performed. In particular, the Independent Samples

t-Test compares the means of two independent groups in order to determine whether there is statistical evidence that the associated population means are significantly different. The null hypothesis (H_0) and alternative hypothesis (H_1) of the Independent Samples *t*-Test are:

H_0 : $\mu_1 = \mu_2$, the two population means are equal in countries with shorter and longer period of lockdown

H_1 : $\mu_1 \neq \mu_2$, the two population means are not equal in countries with shorter and longer period of lockdown

Considering the small sample, the nonparametric Mann-Whitney *U* Test is also performed to compare whether there is a difference in the dependent variable for these two independent groups. It compares whether the distribution of the dependent variable (i.e., confirmed cases standardized with population and fatality rate) is the same for the two groups and therefore from the same population.

Thirdly, the study represents the trends of average value of infected individuals and fatality rates of countries understudy from April to August 2020 aggregated in two groups, given by:

- Countries with a shorter period of lockdown are (average about 15 days)
- Countries with a longer period of lockdown are (average roughly 61 days)

The study analyzes these trends with simple regression model, using the specification of a linear relationship:

$$\bullet y_i = \alpha + \beta t + u \quad [1]$$

• y = number of infected individuals or deaths

• t = time from April to August 2020

Ordinary Least Squares (OLS) method is applied for estimating the unknown parameters of linear models [1].

Statistical analyses are performed with the Statistics Software SPSS® version 26.

RESULTS

□ *Impact of COVID-19 and lockdown on public health*

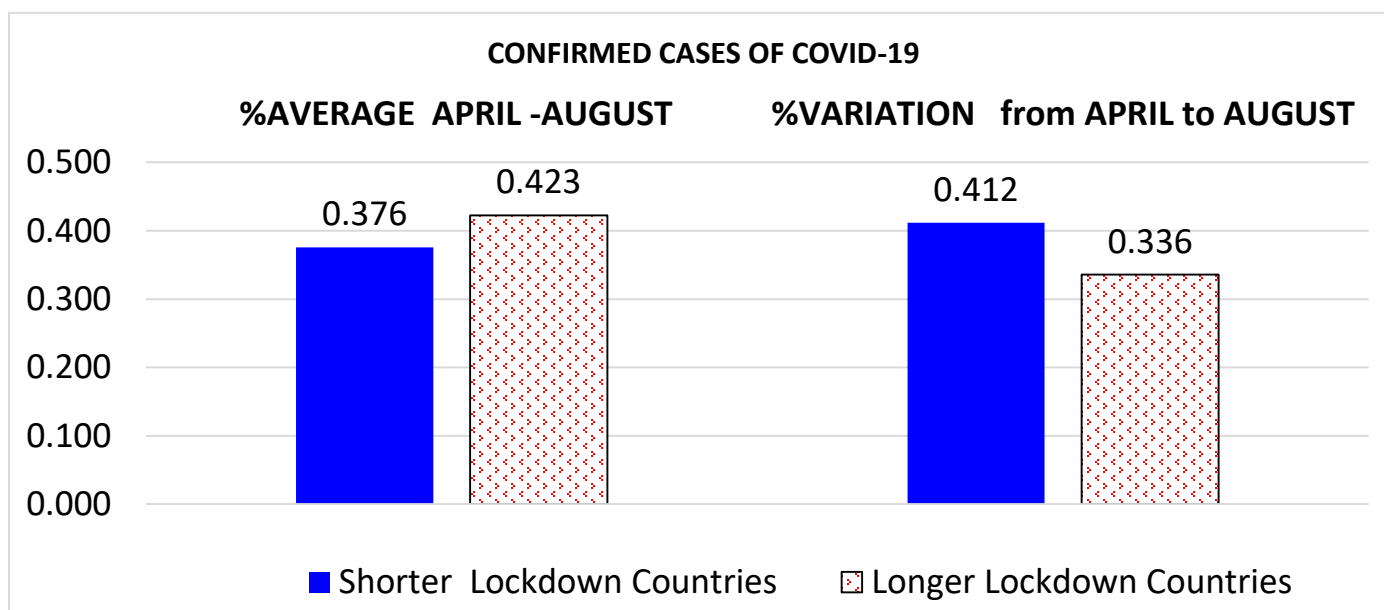


Figure 1. Average values and average variation of confirmed cases/population (%) over April-August 2020 in countries with shorter and longer period of lockdown.

Figure 1 reveals that countries with shorter periods of lockdown have a lower average values of confirmed cases/population (%) but a higher variation of confirmed cases/population (%) than countries with longer periods of lockdown form April to August 2020 (the first wave of the COVID-19 pandemic).

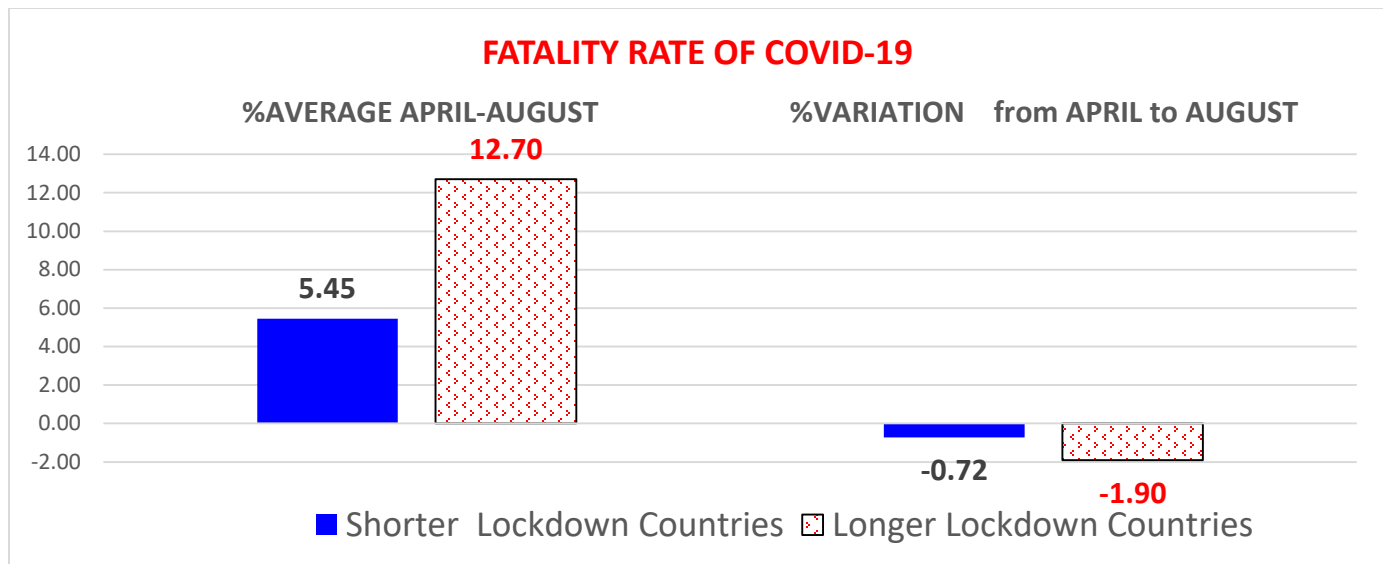


Figure 2. Average values and average variation of fatality rate (%) over April-August 2020 in countries with shorter and longer period of lockdown.

Figure 2 reveals that countries with shorter periods of lockdown have a lower average magnitude of fatality rates (%) and a reduction of fatality rate lower than countries with longer period of lockdown over April - August 2020 (-0.72% vs. -1.90%). In order to assess the significance of the difference of arithmetic mean and average variation of confirmed cases standardized with population and fatality rates between countries with shorter and longer period of lockdown, the Independent Samples *t* Test is performed; considering the small sample under study also the nonparametric Mann-Whitney *U* Test is performed as countercheck to reinforce results.

Table 1. Descriptive statistics for the impact of lockdown on public health, period April-August 2020

Period April-August 2020	groups	N	Mean	Std. Deviation	Std. Error Mean
Days of lockdown	1	3	14.670	14.503	8.373
	2	3	61.330	8.386	4.842
Average cases/population	1	3	0.004	0.002	0.001
	2	3	0.004	0.001	0.001
Average fatality rate	1	3	0.055	0.032	0.018
	2	3	0.127	0.020	0.012
Variation average cases/population	1	3	0.004	0.003	0.002
	2	3	0.003	0.002	0.001
Variation fatality rate	1	3	-0.007	0.012	0.007
	2	3	-0.019	0.020	0.011

Note:

group 1= countries with a shorter period of lockdown (Austria, Portugal, Sweden)

group 2= countries with a longer period of lockdown (France, Italy and Spain)

Table 2. Independent Samples Test for the impact of lockdown on public health

		Levene's Test for Equality of Variances		t-test for Equality of Means				
		F	Sig.	t	df	Sig. (2-tailed)	Mean Difference	Std. Error Difference
Days of lockdown	Equal variances assumed	0.445	0.541	-4.825	4	0.008	-46.667	9.672
	Equal variances not assumed			-4.825	3.203	0.015	-46.667	9.672
Average cases/population	Equal variances assumed	0.047	0.84	-0.382	4	0.722	0.000	0.001
	Equal variances not assumed			-0.382	3.83	0.723	0.000	0.001
Average fatality rate	Equal variances assumed	1.51	0.286	-3.343	4	0.029	-0.073	0.022
	Equal variances not assumed			-3.343	3.386	0.037	-0.073	0.022
Variation average cases/population from April to August	Equal variances assumed	0.132	0.735	0.376	4	0.726	0.001	0.002
	Equal variances not assumed			0.376	3.704	0.727	0.001	0.002
Variation fatality rate from April to August	Equal variances assumed	0.393	0.565	0.878	4	0.429	0.012	0.013
	Equal variances not assumed			0.878	3.273	0.440	0.012	0.013

The p -value of Levene's test is not significant, and we have to consider the output of "Equal variances assumed". Based on results, there is a significant difference in mean days of lockdown ($t_4 = -4.825, p < .01$) and average fatality rates ($t_4 = -3.343, p < .05$) between countries with longer and shorter days of lockdown. In particular, the average fatality rate of countries with shorter period of lockdown was -7.3 percent points lower than countries with longer period lockdown because of higher initial incidence. Other indicators are not significant.

Table 3. Mann-Whitney Test. Rank for the impact of lockdown on public health

Period from April to August, 2020	Groups	N	Mean Rank	Sum of Ranks
Days of lockdown	1	3	2	6
	2	3	5	15
	Total	6		
Average cases/population	1	3	3	9
	2	3	4	12
	Total	6		
Average fatality rates	1	3	2	6
	2	3	5	15
	Total	6		
Variation average cases/population	1	3	3.67	11
	2	3	3.33	10
	Total	6		
Variation fatality rate	1	3	3.67	11
	2	3	3.33	10
	Total	6		

Note:

group 1= countries with a shorter period of lockdown (Austria, Portugal, Sweden)

group 2= countries with a longer period of lockdown (France, Italy and Spain)

Table 4. Mann-Whitney Test for the impact of lockdown on public health

	Test Statistics ^{a)}				
	Days of lockdown	Average cases/population	Average fatality rates	Variation average cases/population from April to August	Variation fatality rate from April to August
Mann-Whitney U	0	3	0	4	4
Wilcoxon W	6	9	6	10	10
Z	-1.964	-0.655	-1.964	-0.218	-0.218
Asymp. Sig. (2-tailed)	0.05	0.513	0.05	0.827	0.827
Exact Sig. [2*(1-tailed Sig.)]	.100 ^{b)}	.700 ^{b)}	.100 ^{b)}	1.000 ^{b)}	1.000 ^{b)}

Note: a) Grouping Variable: groups; b) Not corrected for ties.

Tables 3 and 4, based on Mann-Whitney test, show that fatality rate in the group with shorter period of lockdown is significantly lower than the group of countries having a longer period of lockdown ($U = 0$, p -value = .005).

Other indicators also here are not significant.

Finally, table 5 does not provide significant results of estimated relationships maybe due to small sample. Figure 3 provides trends of confirmed cases and fatality rates that approximatively do not suggest a difference in the temporal dynamics of evolution of the COVID-19 pandemic in countries with longer or shorter period of lockdown. In particular, the reduction of fatality rates over time in groups under study here seems to be due to the favorable climate conditions of summer season that studies show how it can reduce the diffusion of the COVID-19 rather than different strategies of longer or shorter period of lockdown (cf., studies by Coccia, 2020, 2020a, 2020b, 2020c, 2020d; Rosario Denes et al., 2020).

Table 5. Estimated relationships, based on linear model of regression

	<i>Confirmed cases of shorter lockdown countries</i>	<i>Confirmed cases of longer lockdown countries</i>	<i>Fatality rates of shorter lockdown countries</i>	<i>Fatality rates of longer lockdown countries</i>
Constant α (St. Err.)	-5.34*** (.18)	-2.97***(.18)	26.00*(8.88)	21.95(14.06)
Coefficient β (St. Err.)	3.87E-10 ^a (.00)	2.156E-10 ^a (.00)	-1.88E-9 ^a (.00)	-1.58E-9 ^a (.00)
Stand. Coefficient Beta	.995	.896	-.72	-.48
R ² (St. Err. of Estimate)	.99(.00)	.77(.00)	.52 (.007)	.23 (.012)
F	869.52***	34.42***	8.54*	2.41

Note: a) not indicated; Dependent variable: *time*.

Significance:

*** p -value<0.001

** p -value<0.01

* p -value<0.05

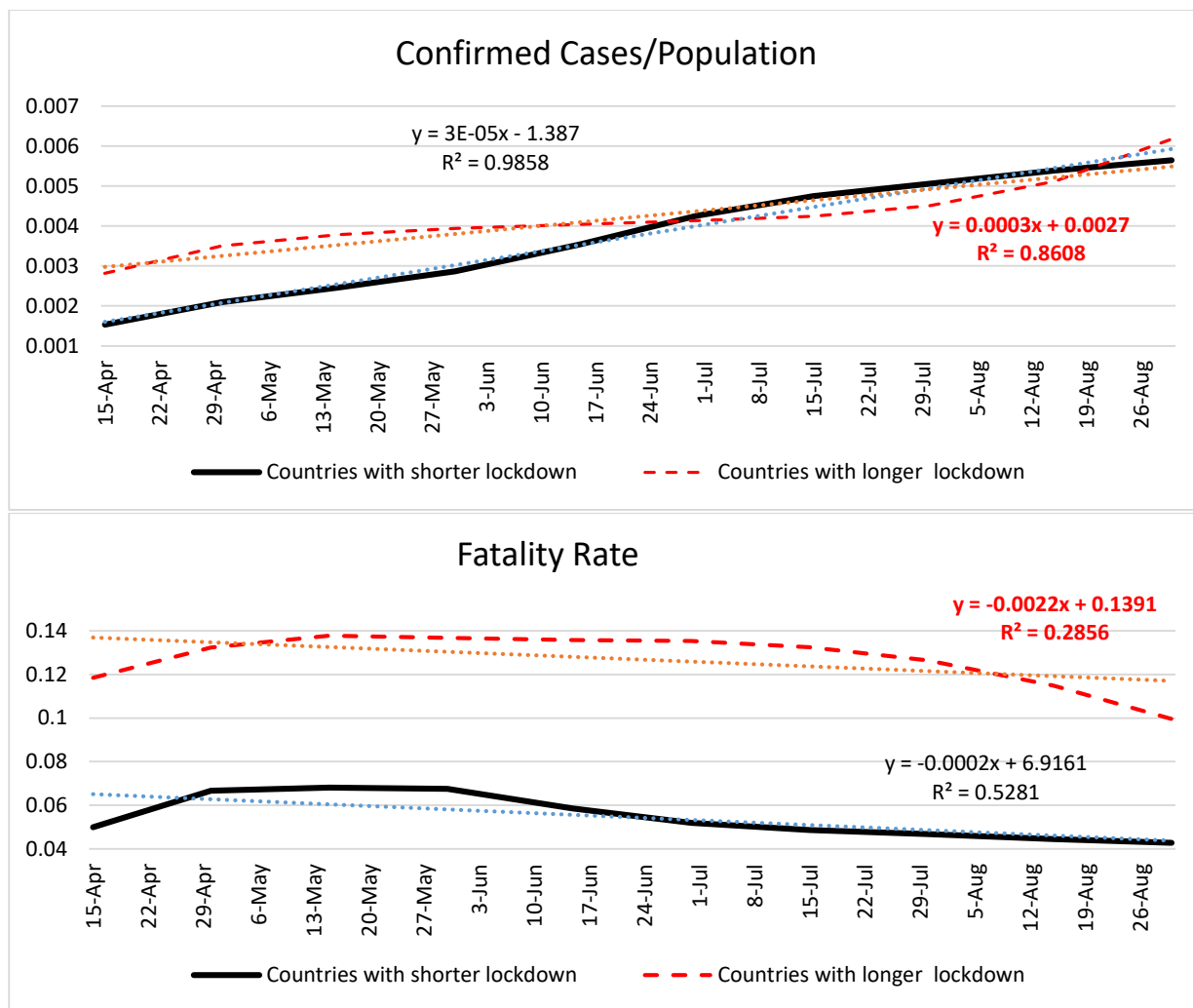


Figure 3. Trend of confirmed cases/population and fatality rates over April-August 2020 in countries with shorter and longer period of lockdown.

□ *Impact of COVID-19 and lockdown on economic system*

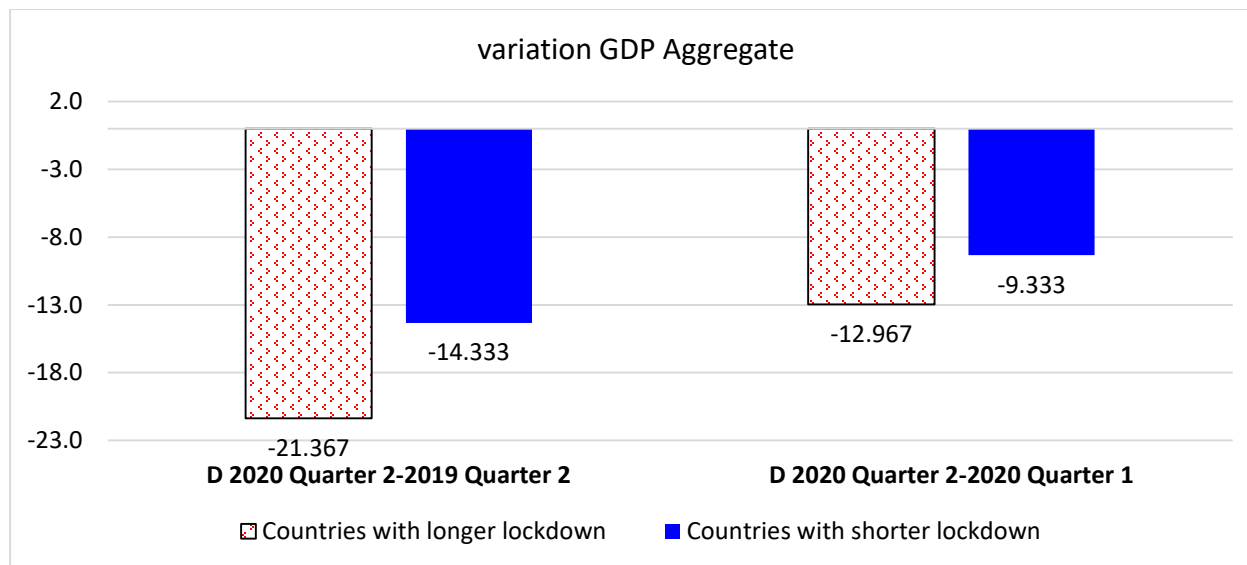


Figure 4. Variation of GDP aggregates (index 2010=100) from 2nd quarter 2020 to 2nd quarter of 2019 and from 1st quarter 2020 to 2nd quarter of 2020 between countries with longer and shorter period of lockdown. *Note:* Q1= January, February, March; Q2=April, May, June

Table 6. Group statistics for GDP aggregates

	Countries	N	Mean	Std. Deviation
Δ GDP(2020Q2-2019Q2)	Shorter period of Lockdown	3	-14.33	4.59
	Longer period of Lockdown	3	-21.37	2.76
Δ GDP(2020Q2-2020Q1)	Shorter period of Lockdown	3	-9.33	4.37
	Longer period of Lockdown	3	-12.97	2.83

Note: Q=Quarter of the Gross Domestic Product, GDP; Q1= January, February, March; Q2=April, May, June

Figure 4 and table 6 show *ictu oculi* that countries applying a longer period of lockdown they have had a higher reduction of GDP comparing the index of GDP of the second quarter 2020 to the same indicator in the same period of 2019 and comparing GDP of the second quarter 2020 to the first quarter (Q) of 2020.

Table 7. Independent Samples Test for the impact of lockdown on economy of countries

		Levene's Test for Equality of Variances		t-test for Equality of Means				
		F	Sig.	t	df	Sig. (2-tailed)	Mean Difference	Std. Error Difference
Δ GDP (2020Q2-2019Q2)	Equal variances assumed	1.503	0.287	2.274	4	0.085	7.033	3.093
	Equal variances not assumed			2.274	3.276	0.1	7.033	3.093

Table 7 shows that the p -value of Levene's test is not significant, and we have to consider the output of "Equal variances assumed". Based on results, there is a significant difference in mean of GDP from Q2 in 2019 to Q2 in 2020 days between countries with longer and shorter period of lockdown ($t_4 = -2.274, p < .085$). In particular, considering that these countries are in the same geoeconomic area, the GDP aggregate (index 2010=100) of countries applying a longer period of lockdown was about 7 points lower than countries applying a shorter period lockdown, likely due to systematic factor of deterioration of economic system given by the negative impact of COVID-19 pandemic and also different containment measures that have worsened this structural indicator of economic systems mainly in countries with longer periods of lockdown (cf., also Coccia, 2016).

DISCUSSION ON WHAT THIS STUDY ADDS

This study analyzes how different policy responses to COVID-19 based on longer or shorter periods of lockdown have affected public health and economic system. Previous studies suggest that measures of containment can constraint the human-to-human transmission dynamics of infectious diseases in different ways (Atalan, 2020; Prem et al., 2020; Tobías, 2020). However, to our knowledge, none investigations have performed a comparative analysis of the effects of longer or shorter period of lockdown on public health and economy of countries. *What this study adds to current studies* on the COVID-19 global pandemic crisis is that an accurate comparison of different government responses based on longer/shorter period of lockdown (from April to August 2020) to

constraint the diffusion of COVID-19 pandemic, it suggests that a longer period of lockdown seems not to be associated with a statistically significant reduction of infected cases on population and variation of fatality rate, whereas countries applying a longer period of lockdown have a significant negative impact on economic system (given by contraction of real GDP growth % in 2020). In general, the COVID-19 pandemic tends to have natural dynamics that policy responses of lockdown at nation level seem to have a low impact in term of significant reduction of infected cases and mortality rates, but containment measures can slow down economic systems with consequent social issues. More specifically, results of the study here can be schematically summarized in the figure 5.

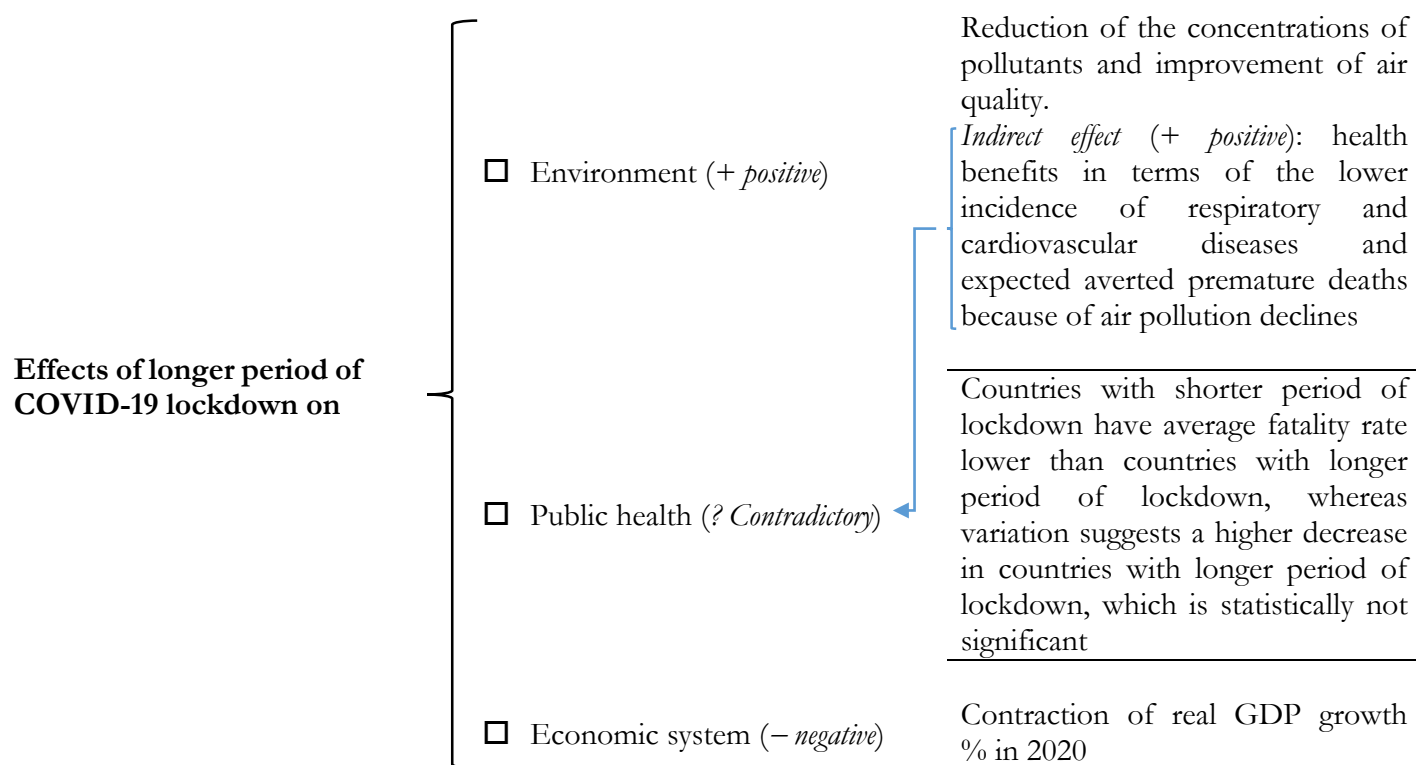


Figure 5. Impact of national COVID-19 lockdown on environment, public health and economies

In general, the policy response of lockdown has the main aim, as containment measure, to reduce the impact of infectious disease on public health, but results here suggest contradictory and not significant effects on reduction of confirmed cases and fatality rates of longer period of lockdown compared to shorter period. However, longer period of lockdown has a main indirect positive effect on public health because of the reduction of concentrations of pollutants that improves air quality, lowering future incidence of respiratory and cardiovascular diseases and expected averted premature deaths because of air pollution declines (cf., Coccia, 2020, 2020d; Pope, 1989, 1996). In fact, Cui et al. (2020), based on a case study in China, show that reductions in ambient air pollution have avoided premature deaths and related morbidity cases, with main economic benefits in terms of reduction of public health expenses and improvement of social wellbeing.

Overall, then, countries with the on-going COVID-19 pandemic have showed an uncertain governance and an unrealistic optimism about their low vulnerability that a second wave of this pandemic cannot hit them (cf., Weinstein, 1987). In fact, although the severe impact on public health of the first wave of the COVID-19 pandemic, countries have shown still a low level of national planning to manage the second wave of the COVID-19 pandemic crisis with ambiguous and uncertain policy responses based on lockdown and other containment measures. In general, it seems that they have not used in comprehensive way the process of learning of the first wave of COVID-19 pandemic to cope with similar problematic situations, supporting effective and especially timely critical decisions (cf., Coccia, 2020; 2020e).

CONCLUSIONS

The positive side of this study is that considers countries located in the same geo-economic area of the European Union having a similar social and democratic structure to perform a comparative analysis of containment measures to cope with COVID-19 pandemic. However, these results are based on a small sample of countries and future studies, to reinforce the generalization of these main findings, have to enlarge the sample, maintaining

a comparable framework for statistical analyses. The statistical evidence here seems in general to show that the effects of longer *national lockdown* on public health in the first wave of COVID-19 pandemic are contradictory and not univocal, that is longer periods of lockdown seem not to significantly reduce confirmed cases and fatality rates, whereas can damage mechanisms of socioeconomic systems supporting the economic growth (cf., Coccia, 2019).

These conclusions are of course tentative because in the presence of the second and future waves of the COVID-19 pandemic and similar infectious diseases, manifold factors play a critical role. Countries are applying different policy responses of lockdown with different social restrictions in the presence of higher numbers of COVID-19 related infected individuals and deaths. However, the containment measure of lockdown, based on gradual and intermittent compulsory social restrictions, generates uncertain effects on the evolution of pandemic, public health and economic system.

Overall, then, there is need for much more detailed research on how countries in different economic, social, and institutional contexts can handle the COVID-19 pandemic crisis with different containment measures based on longer/shorter period of lockdown (Coccia, 2020e). To conclude, the investigation and explanation of the effects of shorter/longer period of lockdown on public health and economy are important, very important in order to design effective containment measures directed to minimize and/or contain the impact of second and third waves of COVID-19 outbreaks and future epidemics similar to the COVID-19 in society, as well as to not deteriorate the economic system of nations.

Declaration of competing interest

The author declares that he has no known competing financial interests or personal relationships that could have appeared to influence the work reported in this paper. No funding was received for this study.

REFERENCES

- Atalan A. 2020. Is the lockdown important to prevent the COVID-19 pandemic? Effects on psychology, environment and economy-perspective. *Annals of medicine and surgery* 56, 38-42 <https://doi.org/10.1016/j.amsu.2020.06.010>
- Balmford, B., Annan, J.D., Hargreaves, J.C. et al. 2020. Cross-Country Comparisons of Covid-19: Policy, Politics and the Price of Life. *Environ Resource Econ* 76, 525–551. <https://doi.org/10.1007/s10640-020-00466-5>
- Briz-Redón Á., Belenguer-Sapiña C., Serrano-Aroca Á. 2021. Changes in air pollution during COVID-19 lockdown in Spain: A multi-city study, *Journal of Environmental Sciences (China)*, 101, pp. 16-26
- Chakraborty I., P. Maity 2020. COVID-19 outbreak: migration, effects on society, global environment and prevention. *Sci. Total Environ.* 728, <https://doi.org/10.1016/j.scitotenv.2020.138882> 138882
- Chaudhry R., Dranitsaris G., Mubashir T., Bartoszko J., Riazi S. 2020. A country level analysis measuring the impact of government actions, country preparedness and socioeconomic factors on COVID-19 mortality and related health outcomes. *Eclinicalmedicine*. 100464. DOI: 10.1016/j.eclinm.2020.100464
- Coccia M. 2010. The asymmetric path of economic long waves, *Technological Forecasting & Social Change*, 77(5), pp. 730-738.
- Coccia M. 2016. The relation between price setting in markets and asymmetries of systems of measurement of goods, *The Journal of Economic Asymmetries*, vol. 14, part B, November, pp. 168-178, <https://doi.org/10.1016/j.jeca.2016.06.001>
- Coccia M. 2017. Sources of technological innovation: Radical and incremental innovation problem-driven to support competitive advantage of firms, *Technology Analysis & Strategic Management*, vol. 29, n. 9, pp. 1048-1061, DOI: 10.1080/09537325.2016.1268682
- Coccia M. 2017a. Sources of disruptive technologies for industrial change. *L'industria –Rivista di economia e politica industriale*, vol. 38, n. 1, pp. 97-120, DOI: 10.1430/87140
- Coccia M. 2017b. The Fishbone diagram to identify, systematize and analyze the sources of general purpose technologies. *Journal of Social and Administrative Sciences*, vol. 4, n. 4, pp. 291-303, <http://dx.doi.org/10.1453/jsas.v4i4.1518>
- Coccia M. 2018. The origins of the economics of Innovation, *Journal of Economic and Social Thought*, vol. 5, n. 1, pp. 9-28, <http://dx.doi.org/10.1453/jest.v5i1.1574>
- Coccia M. 2018a. Theorem of not independence of any technological innovation, *Journal of Economics Bibliography*, vol. 5, n. 1, pp. 29-35, <http://dx.doi.org/10.1453/jeb.v5i1.1578>
- Coccia M. 2019. Theories of Development. A. Farazmand (ed.), *Global Encyclopedia of Public Administration, Public Policy, and Governance*, Springer Nature Switzerland AG, https://doi.org/10.1007/978-3-319-31816-5_939-1
- Coccia M. 2020. Factors determining the diffusion of COVID-19 and suggested strategy to prevent future accelerated viral infectivity similar to COVID. *Science of The Total Environment* 729, 138474, <https://doi.org/10.1016/j.scitotenv.2020.138474>.
- Coccia M. 2020a. An index to quantify environmental risk of exposure to future epidemics of the COVID-19 and similar viral agents: Theory and Practice. *Environmental Research*, volume 191, December, Article number 110155, PII S0013-9351(20)31052-5, <https://doi.org/10.1016/j.envres.2020.110155>
- Coccia M. 2020b. The effects of atmospheric stability with low wind speed and of air pollution on the accelerated transmission dynamics of COVID-19. *Journal: International Journal of Environmental Studies*, Article ID: GENV 1802937, <https://doi.org/10.1080/00207233.2020.1802937>
- Coccia M. 2020c. How do low wind speeds and high levels of air pollution support the spread of COVID-19? *Atmospheric Pollution Research*, PII S1309-1042(20)30293-2, <https://doi.org/10.1016/j.apr.2020.10.002>

- Coccia M. 2020d. Effects of Air Pollution on COVID-19 and Public Health, Research Article-Environmental Economics-Environmental Policy, ResearchSquare. DOI:10.21203/rs.3.rs-41354/v1, <https://www.researchsquare.com/article/rs-41354/v1>
- Coccia M. 2020e. Comparative Critical Decisions in Management. In: Farazmand A. (eds), Global Encyclopedia of Public Administration, Public Policy, and Governance. Springer Nature Switzerland AG 2020, Springer, Cham. https://doi.org/10.1007/978-3-319-31816-5_3969-1
- Coccia M., Wang L. 2016. Evolution and convergence of the patterns of international scientific collaboration. Proceedings of the National Academy of Sciences of the United States of America, vol. 113, n. 8, pp. 2057-2061, www.pnas.org/cgi/doi/10.1073/pnas.1510820113
- Coccia M., Watts J. 2020. A theory of the evolution of technology: technological parasitism and the implications for innovation management, Journal of Engineering and Technology Management, vol. 55, 101552, <https://doi.org/10.1016/j.jengtecman.2019.11.003>
- Cui L., Zhou J., Peng X., Ruan S., Zhang Y. 2020. Analyses of air pollution control measures and co-benefits in the heavily air-polluted Jinan city of China, 2013-2017. Sci Rep. 10(1):5423. doi: 10.1038/s41598-020-62475-0.
- Eurostat 2020. GDP and main components (output, expenditure and income). https://ec.europa.eu/eurostat/databrowser/view/namq_10_gdp/default/table?lang=en and https://ec.europa.eu/eurostat/cache/metadata/en/namq_10_esms.htm (accessed In October, 2020).
- Gatto M., Bertuzzo E., Mari L., Miccoli S., Carraro L., Casagrandi R., Rinaldo A., 2020. Spread and dynamics of the COVID-19 epidemic in Italy: effects of emergency containment measures. Proceedings of the National Academy of Sciences May 117 (19), 10484–10491. <https://doi.org/10.1073/pnas.2004978117>, 2020
- Ghahremanloo M., Lops Y., Choi Y., Mousavinezhad, S. 2021. Impact of the COVID-19 outbreak on air pollution levels in East Asia. Science of the Total Environment, 754,142226
- Islam N., Sharp S. J, Chowell G., Shabnam S., Kawachi I., Lacey B. et al. 2020. Physical distancing interventions and incidence of coronavirus disease 2019: natural experiment in 149 countries. BMJ 2020; 370: m2743
- Johns Hopkins Center for System Science and Engineering, 2020. Coronavirus COVID-19 Global Cases, <https://gisanddata.maps.arcgis.com/apps/opsdashboard/index.html#/bda7594740fd40299423467b48e9ecf6> (accessed in 19 October 2020).
- Liu F., Wang M., Zheng M. 2021. Effects of COVID-19 lockdown on global air quality and health, Science of the Total Environment, 755,142533
- Merriam-Webster 2020. Dictionary, item: “Lockdown”. <https://www.merriam-webster.com/dictionary/lockdown>
- Nicoll, A., Coulombier, D., 2009. Europe’s initial experience with pandemic (H1N1) 2009 - mitigation and delaying policies and practices. Euro Surveill. 23;14(29):19279. doi: 10.2807/ese.14.29.19279-en
- Petherick A., Kira B., Hale T., Phillips T., Webster S., Cameron-Blake E., Hallas L., Majumdar S., Tatlow H. 2020. Variation in government responses to COVID-19. Blavatnik School working paper, BSG-WP-2020/032, version 7
- Pope C.A. 1989. Respiratory disease associated with community air pollution and a steel mill. Utah Val Am J Public Health; 79: 623–28.
- Pope C.A. 1996. Particulate pollution and health: a review of the Utah valley experience. J Expo Anal Environ Epidemiol; 6: 23–34.
- Prem K., Liu Y., Russell T. W., Kucharski A.J., Eggo R. M., Davies N. et al., 2020. The effect of control strategies to reduce social mixing on outcomes of the COVID-19 epidemic in Wuhan, China: a modelling study, The Lancet Public Health, March 25, 2020 [https://doi.org/10.1016/S2468-2667\(20\)30073-6](https://doi.org/10.1016/S2468-2667(20)30073-6)

Rosario Denes K.A., Mutz Yhan S., Bernardes Patricia C., Conte-Junior Carlos A., 2020. Relationship between COVID-19 and weather: Case study in a tropical country. *International Journal of Hygiene and Environmental Health* 229, 113587

Tobías A. 2020. Evaluation of the lockdowns for the SARS-CoV-2 epidemic in Italy and Spain after one month follow up. *Sci Total Environ.* 725:138539. doi: 10.1016/j.scitotenv.2020.138539.

Weinstein N.D. 1987. Unrealistic optimism about susceptibility to health problems: conclusions from a community-wide sample. *J Behav Med.*10(5):481–500.