

Research article

Efficacy of face-masks used in Uganda:

a laboratory-based inquiry during the COVID-19 pandemic

Gerald Mboowa^{1,2}, Derrick Semugenze⁴, Hellen Nakabuye^{1,4}, Douglas Bulafu³, and

Dickson Aruhomukama^{1,4*}

1. **Gerald Mboowa:** ¹Department of Immunology and Molecular Biology, College of Health Sciences, School of Biomedical Sciences, Makerere University, P.O Box 7072, Kampala, Uganda, ²The African Center of Excellence in Bioinformatics and Data Intensive Sciences, the Infectious Diseases Institute, Makerere University, P.O Box 22418, Kampala, Uganda.

Email: gerald.mboowa@chs.mak.ac.ug; Mobile number: +256775766249

2. **Derrick Semugenze:** ⁴Department of Medical Microbiology, College of Health Sciences, School of Biomedical Sciences, Makerere University, P.O Box 7072, Kampala, Uganda, Email: dsemugenze@gmail.com; Mobile number: +256753241429

3. **Hellen Nakabuye:** ¹Department of Immunology and Molecular Biology, College of Health Sciences, School of Biomedical Sciences, Makerere University, P.O Box 7072, Kampala, Uganda; ⁴Department of Medical Microbiology, College of Health Sciences, School of Biomedical Sciences, Makerere University, P.O Box 7072, Kampala, Uganda, Email: joellahellen@gmail.com; Mobile number: +256703145793

4. **Douglas Bulafu:** ³Department of Disease Control and Environmental Health, School of Public Health, College of Health Sciences, Makerere University, P.O Box 7072, Kampala, Uganda, Email: bulafudouglas@gmail.com; Mobile number: +256701507670

Research article

22 **5. Correspondence: Dickson Aruhomukama:** ¹Department of Immunology and Molecular
23 Biology, College of Health Sciences, School of Biomedical Sciences, Makerere University,
24 P.O Box 7072, Kampala, Uganda; ⁴Department of Medical Microbiology, College of Health
25 Sciences, School of Biomedical Sciences, Makerere University, P.O Box 7072, Kampala,
26 Uganda, Email: dickson.aruhomukama@chs.mak.ac.ug; Mobile number: +256706511287

Research article

27 **Abstract**

28 **Background**

29 With shortages of face-masks continuing to be reported worldwide, critical questions like
30 whether or not there is an adequate alternative to commercially manufactured face-masks
31 continue to linger especially in low- and middle- income settings. This study aimed at
32 addressing this through testing and comparing various materials and forms of face-
33 masks for filtration efficiency, breathability, microbial cleanliness, distance-dependent
34 fitness, and re-usability of different face-masks procured from face-mask vendors in
35 Kampala, Uganda.

36 **Methods**

37 This was a laboratory-based descriptive study that applied new protocols and already
38 existing protocols with substantive modifications to ten different types of face-mask
39 types each in quadruplicate to achieve each specified aim.

40 **Results**

41 Surgical face-masks had better filtration efficiency, distance-dependent fitness and
42 breathability compared to other face-masks tested. Decontamination of these face-masks
43 with 70% ethanol negatively affected their efficacy. Locally-made double layered face-
44 masks had better: filtration efficiency, distance-dependent fitness and breathability
45 compared to other locally-made cloth face-masks, and re-usability compared to all the
46 face-mask types that had been tested.

Research article

47 Discussion/conclusions

48 Locally-made double layered cloth face-masks could serve as alternative face-masks
49 especially for populations in low- and middle- income settings like Uganda while
50 allowing restricted use of surgical face-masks and other respirators like the KN95 to high-
51 risk groups only.

52 **Keywords:** Face-masks, Filtration, Breathability, Cleanliness, Distance-dependent
53 fit, Re-usability, COVID-19

54

55 Introduction

56

57 Several countries continue to encourage and/or enforce the wearing of face-masks in
58 public settings as a preventive measure to curb the acquisition and spread of the
59 coronavirus disease 2019 (COVID-19) that is caused by the Severe Acute Respiratory
60 Syndrome Coronavirus 2 (SARS-CoV-2) (1–5). The use of face-masks in public settings
61 has been reported as a crucial preventive measure in limiting the acquisition and spread
62 of COVID-19 by the World Health Organization (WHO) and the United States Centers
63 for Disease Control (CDC) (6,7).

64 Several published studies have shown that the use of face-masks in public settings can
65 limit the acquisition and spread of COVID-19, and has several advantages for example:
66 (i) strong sustainability, (ii) good health- and economic- benefits, and (iii) simple

Research article

67 operation (8–15). Other published studies have described face-masks as discernable
68 indications of the widely prevalent SARS-CoV-2, and as apparatuses that might be
69 exploited to remind the public of the importance of the other infection-control measures
70 for example maintaining social distancing and performing hand hygiene, and have also
71 recommended their use to limit the acquisition and spread of COVID-19 (16). In the same
72 study (16), face-masks have been described as symbols, beyond them being apparatuses,
73 face-masks have been described as talismans that can boost health-care workers’
74 perceived sense of safety, well-being, and trust in their health-care settings.

75 Although testing and contact tracing remain crucial in limiting the acquisition and spread
76 of COVID-19, designing, manufacturing and getting the public to wear face-masks seems
77 more achievable (17–20). Hence, the use of face-masks in public settings could be the
78 single most important- low hanging opportunity for limiting the acquisition and spread
79 of COVID-19 and could give the public the guarantee they yearn for to return our
80 societies back to life (17–20). Face-masks meant for use in public settings should have
81 good qualities for example a high filtration efficiency similar to those of the highly
82 effective respirators i.e. the N95 and KN95 respirators; face-masks equivalent to these
83 respirators may perhaps allow the public control over their own safety, a greater
84 incentive to use them, as well as the confidence to resume their day-to-day activities
85 (14,17).

Research article

86 The design of the face-masks for use in public settings should allow for: (i) protection that
87 could result from filtration and/or deflection i.e. how well potentially infectious aerosols
88 are blocked from passing through the face-masks as well as “fit” and leakage i.e. how
89 well the face-masks seal around the wearer’s face and prevent potentially infectious
90 aerosols from coming around them, while permitting breathed out air to vent efficiently
91 (17,21,22), (ii) scalability that is permitted by the design’s potential to utilize commonly
92 available materials that both commercial and non-commercial manufacturers can procure
93 in huge quantities (17), (iii) comfort that allows the wearers to use the face-masks for
94 extended durations of time without having to touch them or take them off too frequently
95 (17,23), (iv) re-usability to prevent the continuous need for new face-masks; face-masks
96 should be easy to clean, this would enable their repeated use (17,19,23), (v) style since the
97 wide-spread adoption of face-mask use could necessitate a significant cultural shift so
98 that they could become a seamless part of a “new normal”, could be enhanced by the use
99 of various logos and/or colors of individuals’ favorite sports teams and/or brands (17,23).

100 However, it is critical to note that designing and manufacturing such face-masks and
101 influencing the public to use them as one of the preventive measures to curb the
102 acquisition and spread of COVID-19 is not straight forward as it poses not only
103 engineering and manufacturing challenges but also marketing challenges that could
104 necessitate quite a lot of tradeoffs (17).

Research article

105 Also critical to note is that, not only did the outbreak of COVID-19 spark a major debate
106 about the efficacy of face-masks in general but it also exposed the inadequacy of existing
107 guidelines on the use of cloth face-masks, despite the wide spread use of these face-masks
108 in majority of the low- and middle- income countries especially in Africa as reported in
109 several studies (20,24–27). At the same time, the outbreak fashioned critical questions like
110 whether or not there was an adequate alternative to commercially manufactured face-
111 masks for example the N95, KN95 and surgical face-masks that could be made easily
112 available for populations in low- and middle- income settings especially in Africa (28).
113 At the time of writing, similar to a few other low- and middle- income countries in Africa,
114 Uganda was continuing to implement a phased-approach of lifting the countrywide
115 lockdown while considering the use of face-masks in public settings mandatory for all
116 (29). In light of this, many untested brands of cloth face-masks, potentially inadequate to
117 provide protection against COVID-19 could have flooded the Ugandan market hence
118 making it necessary to assess the safety and fitness-for-use of the different brands of cloth
119 face-masks that were commonly circulating on the Ugandan market during the COVID-
120 19 pandemic.

Research article

121 Hence this study aimed at testing and comparing various materials and forms of cloth
122 face-masks procured from face-mask vendors in Kampala, Uganda during the COVID-
123 19 pandemic; the testing was done to assess the: filtration efficiency, breathability,
124 microbial cleanliness, distance-dependent fitness, and re-usability of the cloth face-
125 masks. We hoped that the findings obtained from this study would assist health
126 organizations in Uganda and similar low- and middle- income settings in Africa to
127 develop policy on the use of cloth face-masks to prevent the transmission of COVID-19.
128

129 Results

130
131 **Filtration efficiency of the face-masks tested.** All the face-masks that had been tested
132 had a filtration efficiency of $\geq 99.9\%$, regardless of the face-mask decontamination method
133 used (Table 1).

134 **Table 1. Filtration efficiency of the face-masks**

Mask filtration efficiency (%)							
	Type/ Description of face-mask	No decontamination	70% ethanol	Wash and dried under the sun	Washed dried and ironed	NDA* approved	GOU* approved
A	Single layer polypropylene with elastic straps around the ears	≥ 99.9	≥ 99.9	≥ 99.9	-	No	No

Research article

B	Single layer thick material with thick elastic straps around the ears	≥99.9	≥99.9	≥99.9	≥99.9	No	No
C	Single layer thick material with single elastic around head (also branded with National Resistance Movement)	≥99.9	≥99.9	≥99.9	≥99.9	No	No
D	Double layer, kitengi outside, cotton inside with elastic straps around ears	≥99.9	≥99.9	≥99.9	≥99.9	No	No
E	Single layer kitengi with elastic straps around ears	≥99.9	≥99.9	≥99.9	≥99.9	No	No
F	Double layer cloth non elastic straps tied around the head	≥99.9	≥99.9	≥99.9	≥99.9	No	No
G	Surgical mask bought from pharmacy	≥99.9	≥99.9	-	-	Yes	Yes
H	Surgical mask bought from street	≥99.9	≥99.9	-	-	Yes	Yes
I	Face scrub cloth with elastic straps around ears	≥99.9	≥99.9	≥99.9	≥99.9	No	No
J	Thick material with single elastic strap around the head	≥99.9	≥99.9	≥99.9	≥99.9	No	No
Mean (SD)	Mean (SD)	≥99.9(±0.0)	≥99.9(±0.0)	≥99.9(±0.0)	≥99.9(±0.0)		

135

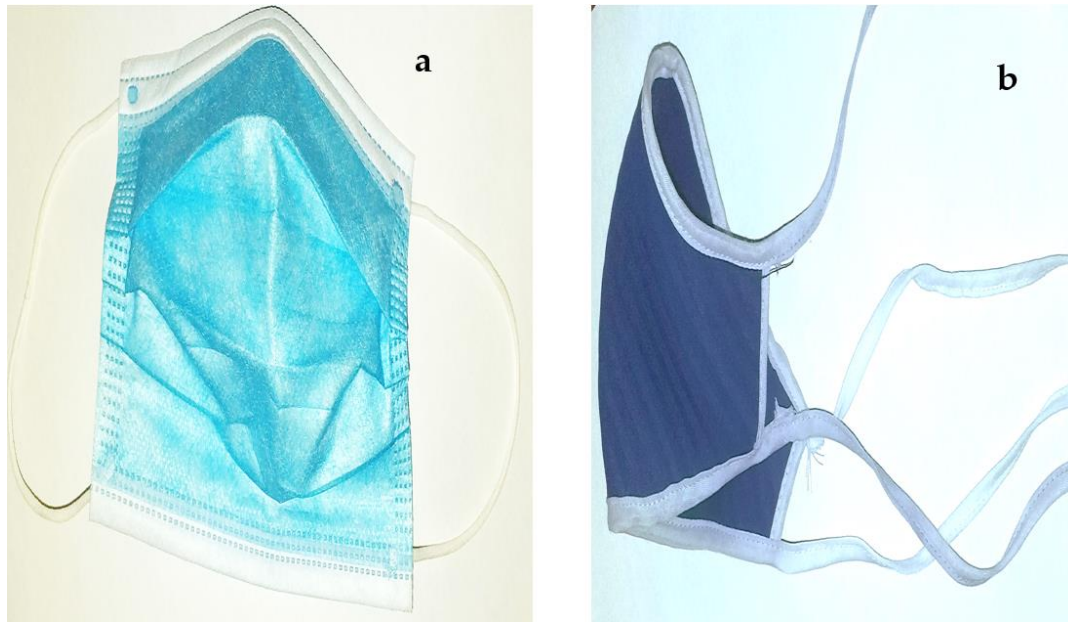
*Uganda National Drug Authority; *Government of Uganda

Research article

136 **In-house breathability testing of the face-masks.** Glass beakers that had been sealed
137 with surgical face-masks that had been obtained from both the community pharmacy and
138 street vendors, as well as the locally-made double-layered cloth face-masks with non-
139 elastic straps purposely for tying around the head showed a significant increase in weight
140 after the 24-hour duration of the testing. However, glass beakers that had been sealed
141 with surgical face-masks that had been obtained from the street vendors had a
142 significantly higher weight gain compared to those that had been obtained from the
143 community pharmacy and the locally-made double-layered cloth face-masks with non-
144 elastic straps purposely for tying around the head, while the locally-made double-layered
145 cloth face-masks with non-elastic straps purposely for tying around the head had a
146 significantly higher weight gain compared to the other face-masks that had been tested,
147 regardless of the face-mask decontamination method used (Figure 1b). Face-mask
148 pictorial (Figure 1a).

149 **Figure 1a. Images of: (a) a surgical face-mask obtained from the community pharmacy**
150 **and (b) a locally-made double-layered cloth face-mask with non-elastic straps**

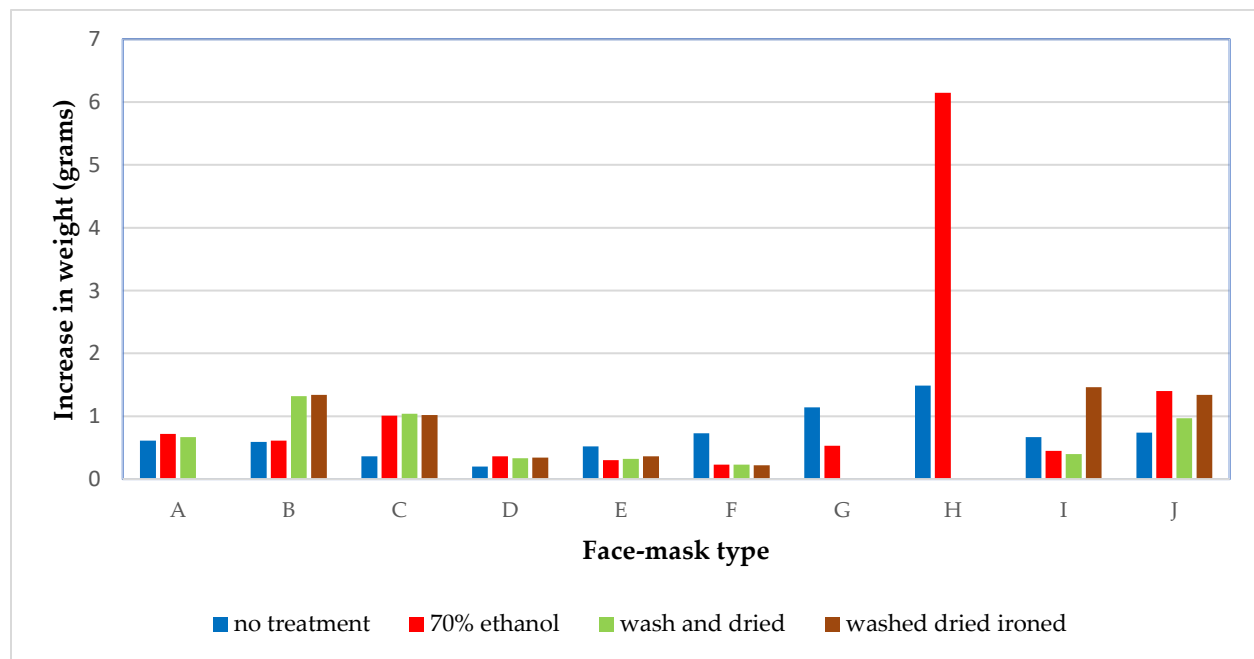
Research article



151

152

Figure 1b. Testing for breathability



153

154 Furthermore, there was a significant association between the type of face-mask and the
155 average increase in weight of each of the face-masks used in the testing, regardless of the
156 method of face-mask decontamination used ($F=4.42$, $p<0.05$). However, there was no

Research article

157 significant association between the type of face-mask and the humidity content in the
158 testing environment, regardless of the method of face-mask decontamination used
159 ($F=1.16$, $p>0.05$). Surgical face-masks that had been obtained from street vendors had a
160 significantly higher weight gain compared to the other types of face-masks that had been
161 tested (Table 2).

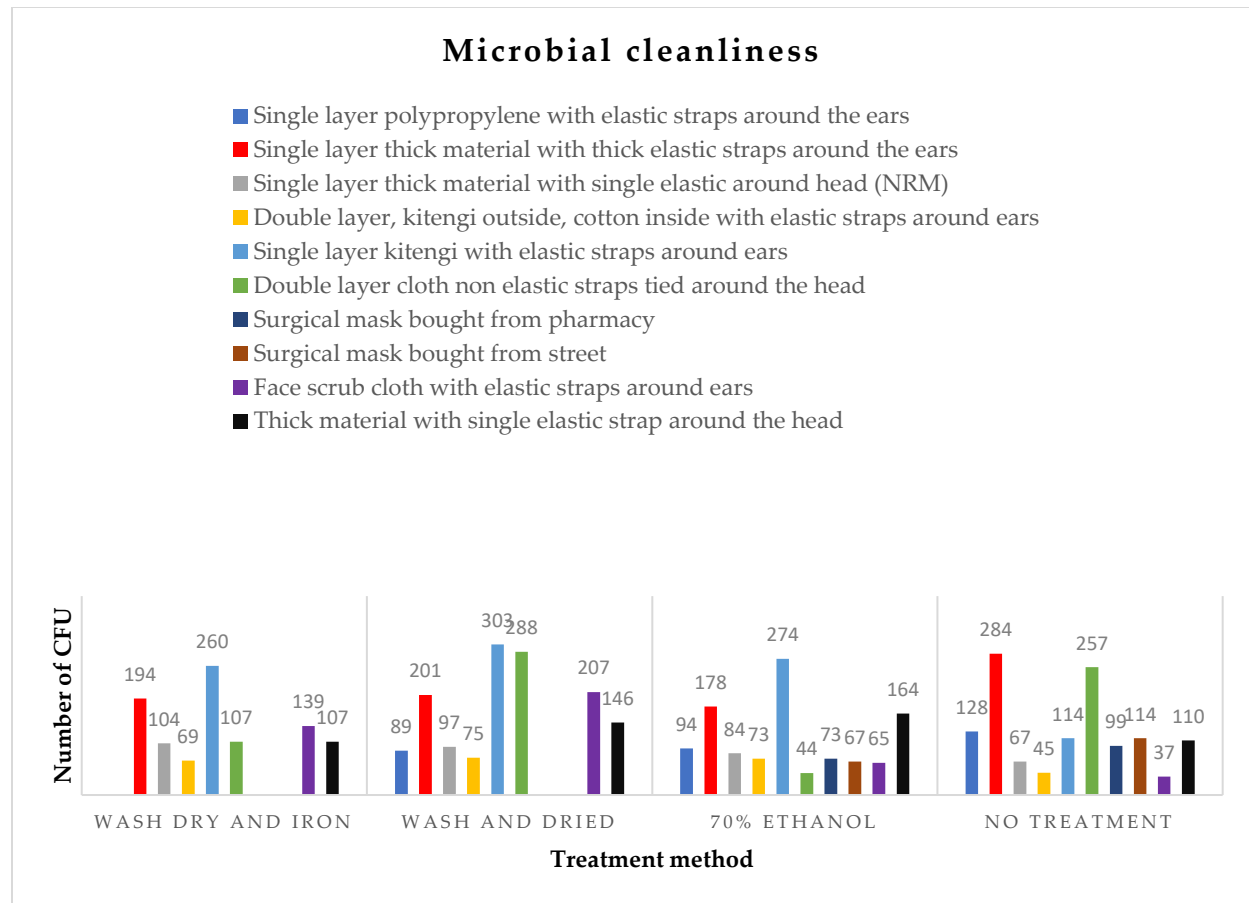
162 **Table 2. Association testing in the in-house breathability testing**

Parameter	Mask type		Decontamination method	
	<i>F</i>	<i>P-value</i>	<i>F</i>	<i>P-value</i>
Increased weight	4.42	0.002	0.093	0.441
Humidity content	1.16	0.364	0.610	0.613

163
164 **Microbial cleanliness of the face-masks.** There was no significant difference between
165 the counts in terms of CFUs and type of microorganisms that had been isolated from the
166 inner- and outer- surfaces of the face-masks that had been tested, regardless of the
167 method of face-mask decontamination used (Figure 2). The gram- positive bacteria that
168 had been isolated from both the inner- and outer- surfaces of the face-masks surfaces
169 were predominantly coagulase negative staphylococcus (>95%), while no gram- negative
170 bacteria had been isolated.

171 **Figure 2. Counts of microorganisms from face-mask surfaces upon microbiological**
172 **culture**

Research article



173

174 **Distance dependent fitness testing of the face-masks.** Figures 3, 4, 5, and 6 show the
 175 relationship between the number of sprays that were applied to each face-mask with
 176 distance, as the measure for distance dependent fitness testing of the face-masks. The
 177 distance dependent fitness testing experiment was done for face-masks that had not been
 178 subjected to any decontamination, those that had been: treated with 70% ethanol, washed
 179 and dried under the sun and washed, dried under the sun and ironed.

180 **With no decontamination.** Largely, the number of sprays applied to each of the face-
 181 masks for the volunteers to taste the reagent that had been used in the testing increased
 182 with increase in the distance. At 1 meter, the study volunteers tasted the reagent that had

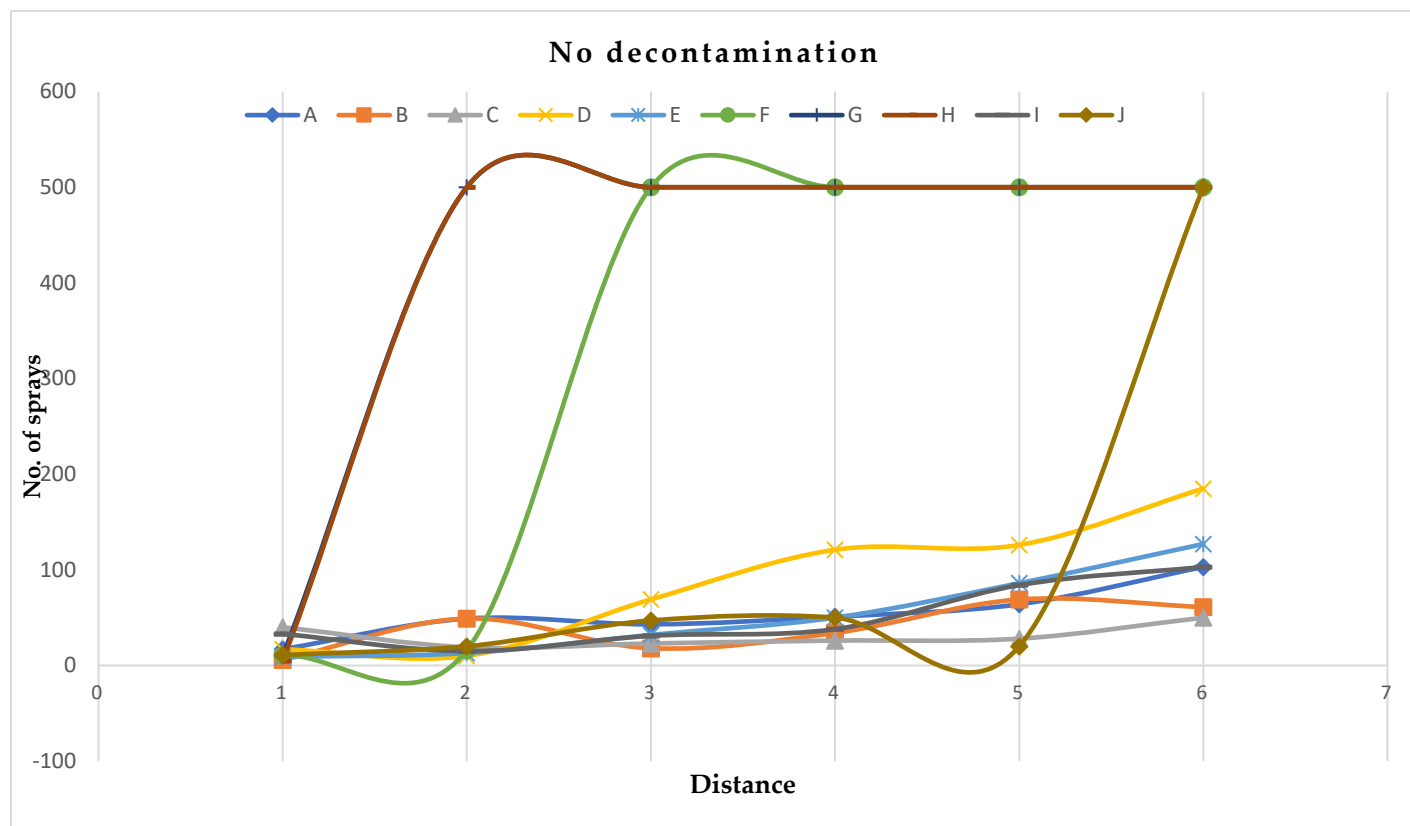
Research article

183 been used in the testing after just a few sprays (<100 sprays). As the distance increased,
184 the number of sprays applied to each of the face-masks also increased. Noteworthy, the
185 number of sprays applied in the case of the surgical face-masks that had been obtained
186 from the street vendors for the volunteers to taste the reagent used in the testing increased
187 exponentially to ≥ 500 sprays at 2 meters. The number of sprays applied to the locally-
188 made double-layered cloth face-masks with non-elastic straps purposely for tying around
189 the head for the volunteers to taste the reagent used in the testing also increased steadily
190 till 2 meters at which point they increased exponentially passing the 500-spray mark at 3
191 meters. The number of sprays applied to the face-mask that had been made from thick
192 material with an elastic strap for attaching around the head for the volunteers to taste the
193 reagent used in the testing also increased steadily till 5 meters at which point they passed
194 the 500-spray mark. The number of sprays applied to all the single layered face-masks for
195 the volunteers to taste the reagent used in the testing increased steadily till 6 meters but
196 did not pass the 500-spray mark.

197 The surgical face-masks that had been bought from the street vendors passed the distance
198 dependent test at 2 meters, while the locally-made double-layered cloth face-masks
199 passed the same test at 3 meters, and the face-masks that were made from the thick
200 material with an elastic strap for attaching around the head passed the same test at 6
201 meters. All single-layered face-masks did not pass for distance dependent fitness test.

Research article

202 **Figure 3. Distance dependent fitness testing of the face-masks without**
203 **decontamination**



204

205 **Decontamination with 70% ethanol.** Largely, the number of sprays applied to each of

206 the face-masks for the volunteers to taste the reagent that had been used in the testing

207 increased with increase in the distance upon decontamination with 70% ethanol. At 1

208 meter, all the face-masks required a few sprays (< 100 sprays) to be applied for the

209 volunteers to taste the reagent that had been used in the testing. As the distance increased,

210 the number of sprays applied to the locally-made double-layered cloth face-masks with

211 non-elastic straps purposely for tying around the head for the volunteers to taste the

212 reagent used in the testing increased steadily till 2 meters at which point they increased

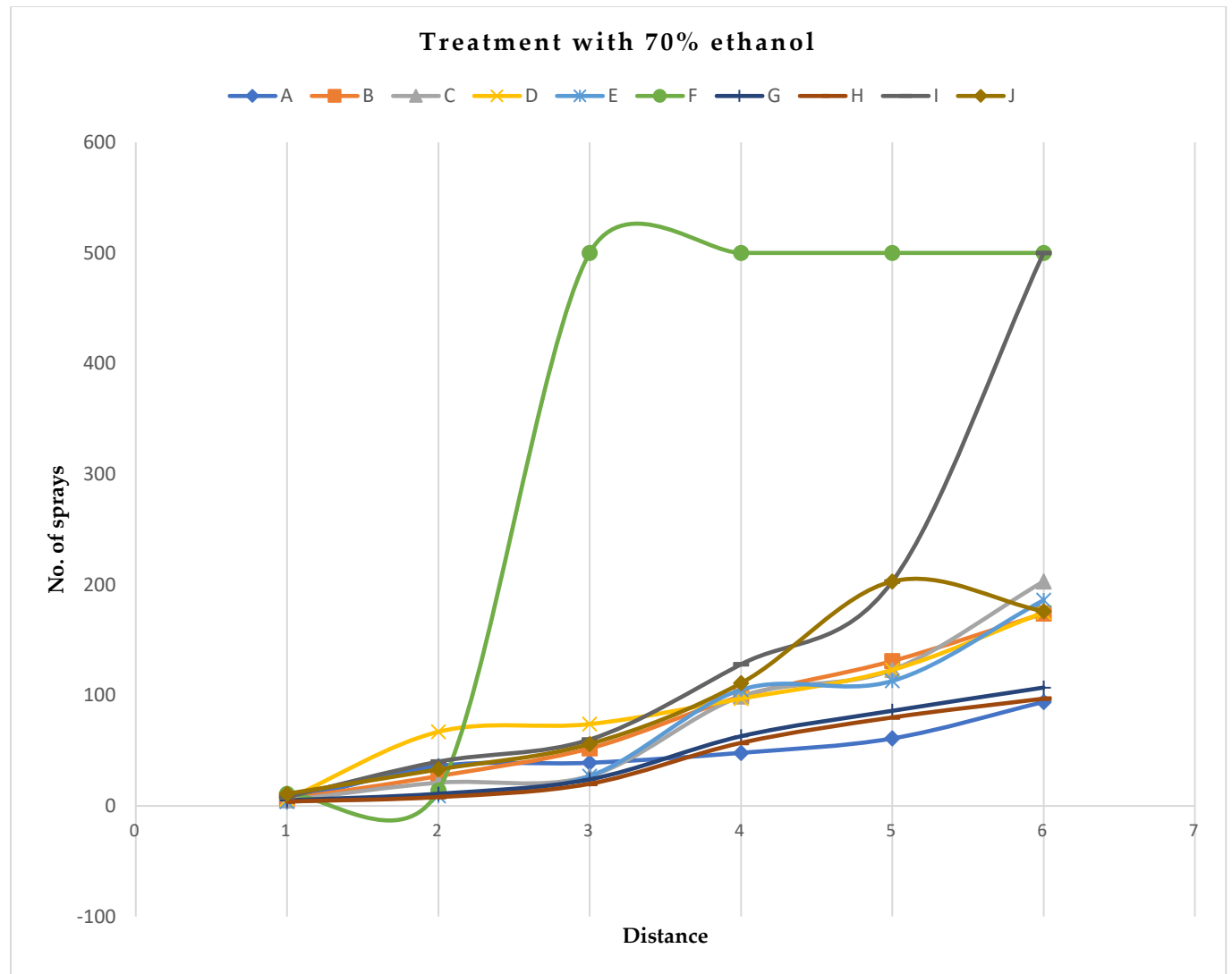
Research article

213 exponentially passing the 500-spray mark at 3 meters. The number of sprays applied to
214 face-masks that had been made of face scrub cloth with elastic straps that allowed for
215 attachment on the ears for the volunteers to taste the reagent that had been used in the
216 testing increased steadily till 5 meters at which point they then increased exponentially
217 passing the 500 spray-mark at 6 meters.

218 On decontamination with 70% ethanol, the locally-made double-layered cloth face-masks
219 with non-elastic straps purposely for tying around the head, and face-masks that had
220 been made of face scrub cloth with elastic straps that allowed for attachment on the ears
221 passed the distance dependent fitness test. Noteworthy, both surgical face-masks that
222 had been obtained from the community pharmacy and street vendors failed the distance
223 dependent fitness test.

224 **Figure 4. Distance dependent fitness testing of the face-masks after decontamination**
225 **with 70% ethanol**

Research article



226

227 **Washing of face-masks with non-bacterial soap and drying them under the sun.** Upon

228 this face-masks decontamination, the number of sprays applied to each of the face-masks

229 for the volunteers to taste the reagent that had been used in the testing largely increased

230 with increase in the distance. At 1 meter, all the face-masks required a few sprays (<100

231 sprays) to be applied for the volunteers to taste the reagent that had been used in the

232 testing. However, as the distance increased, the number of sprays applied to the locally-

233 made double-layered cloth face-masks with non-elastic straps purposely for tying around

Research article

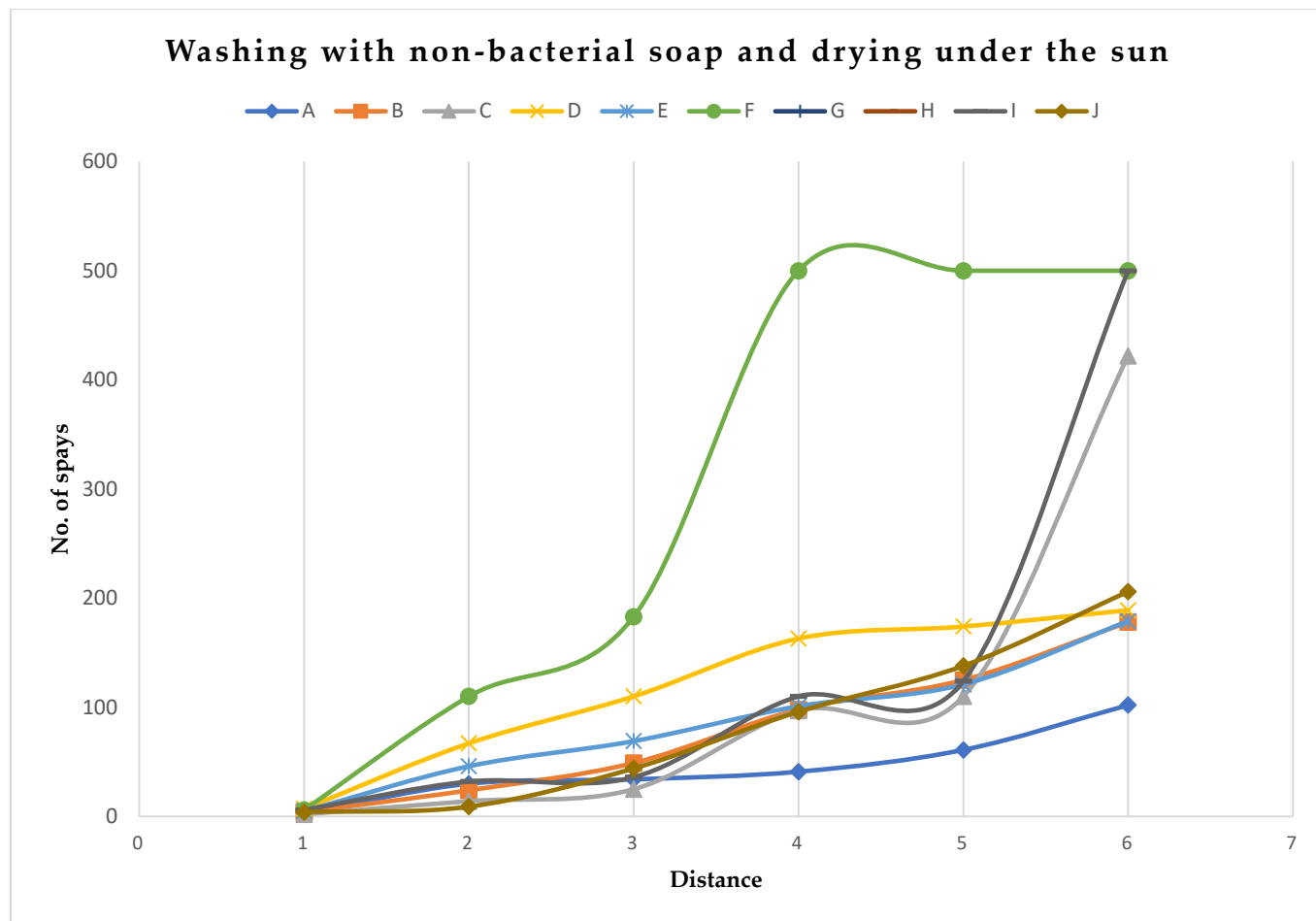
234 the head for the volunteers to taste the reagent used in the testing increased steadily till
235 3 meters at which point they increased exponentially till they passed the 500 spray-mark
236 at 4 meters. The number of sprays applied to the face-masks that had been made of face
237 scrub cloth with elastic straps that allowed for attachment on the ears, steadily increased
238 till 5 meters where they then increased exponentially passing the 500 spray-mark at 6
239 meters.

240 Upon washing of the face-masks with non-bacterial soap and drying them under the sun:
241 the locally-made double-layered cloth face-masks with non-elastic straps purposely for
242 tying around the head and face-masks made of face scrub cloth with elastic straps for
243 attaching onto the ears passed the distance dependence fitness test.

244 **Figure 5. Distance dependent fitness testing of the face-masks after washing them**
245 **with non-bacterial soap and drying them under the sun**

246

Research article



247

248 **Washing of face-masks with non-bacterial soap, drying them under the sun and**
249 **ironing them.** Generally, the number of sprays applied to each of the face-masks for the
250 volunteers to taste the reagent that had been used in the testing increased with increase
251 in the distance. At 1 meter, all the face-masks required a few sprays (<100 sprays) to be
252 applied for the volunteers to taste the reagent that had been used in the testing. As the
253 distance increased, the number of sprays applied to the locally-made double-layered
254 cloth face-masks with non-elastic straps purposely for tying around the head for the
255 volunteers to taste the reagent used in the testing increased steadily till 2 meters at which

Research article

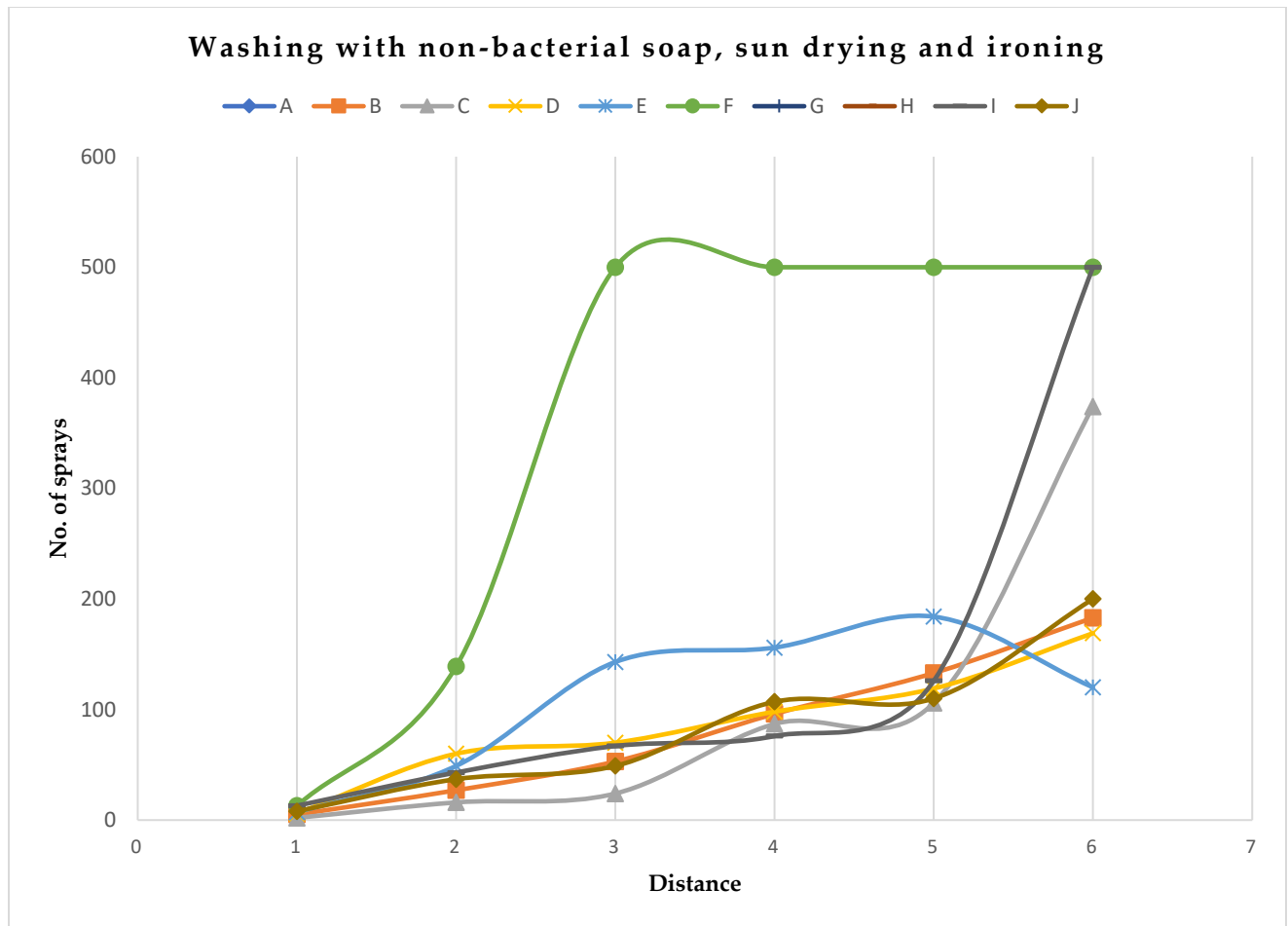
256 point they increased exponentially passing the 500 spray-mark at 3 meters. The number
257 of sprays applied to the face-masks made of face scrub cloth with elastic straps for
258 attaching onto the ears increased steadily till 5 meters at which point they increased
259 exponentially passing the 500 spray-mark at 6 meters.

260 On washing of face-masks with non-bacterial soap, drying them under the sun and
261 ironing the, locally-made double-layered cloth face-masks with non-elastic straps
262 purposely for tying around the head and the face-masks made of face scrub cloth with
263 elastic straps for attaching onto the ears passed the distance dependent fitness test.

264 **Figure 6. Distance dependent fitness testing of the face-masks after washing them**
265 **with non-bacterial soap, drying them under the sun and ironing them**

266

Research article



267

268 Discussion

269

Research article

270 To the best of our knowledge this is the first study assessing the efficacy of face-masks in
271 Uganda. In this study, we analyzed the: filtration efficiency, breathability, microbial
272 cleanliness, distance-dependent fitness, and re-usability of different face-masks procured
273 from face-mask vendors in Kampala, Uganda during the COVID-19 pandemic.

274 This study answered questions like whether or not there was an adequate alternative to
275 imported commercially manufactured face-masks for example the KN95 and surgical
276 face-masks, through testing and comparing various materials and forms of face-masks.

277 The findings of this study could be beneficial for improving the uptake of face-masks by
278 the public in Uganda and similar low- and middle- income countries in Africa, as a key
279 intervention in preventing the transmission of COVID-19. In addition, the findings of this
280 study unmasked the potential of a locally-made face-mask to offer an alternative to
281 imported commercially manufactured face-masks in providing protection against
282 COVID-19, and hence inspires efforts geared towards local production of face-masks not
283 only in Uganda but also in other low- and middle- income countries in Africa.

284 The increased local-production of face-masks could translate into increased supply and
285 availability or accessibility which could address future shortages, as well as ensure
286 reasonable prices of the face-masks. Increased local-production could also enable
287 prioritizing and limiting the use of KN95 and surgical face-masks to frontline clinicians
288 and essential health-care workers.

Research article

289 This study's finding where surgical face-masks purchased from either the community
290 pharmacy or street vendors had better filtration efficiency and breathability than any
291 other type of face-masks that had been tested are consistent with the findings of related
292 studies. These studies (30–32), alluded to the effectiveness of surgical face-masks in
293 offering protection against infectious aerosols for example SARS-CoV-2 while attributing
294 this to their good qualities of filtration and breathability. However, this finding is
295 inconsistent with those of other studies (33–35), that reported filtration limitations of
296 surgical face-masks which could negatively affect the ability of these face-masks to offer
297 protection to the wearers against infectious aerosols for example SARS-CoV-2 especially
298 during coughs by infected patients.

299 Above and beyond the apparent imperfect filtration efficiency and breathability of
300 surgical face-masks, several observational studies have found no significant benefits of
301 other respirators (i.e. the N95 and KN95) over these face-masks and have indicated the
302 ability of these face-masks to not only offer protection against infectious aerosols for
303 example SARS-CoV-2 but to also offer a cheaper alternative to the other respirators (i.e.
304 the N95 and KN95), which have been reported to offer better protection than the surgical
305 face-masks (30,36–39). Therefore, despite the limitations of surgical face-masks there
306 remains reason for optimism regarding their real-world effectiveness.

307 The differences in performance of the surgical face-masks that had been obtained from
308 the community pharmacy and the street vendors reported in this study could be due to

Research article

309 the differences in the manufacturing enterprises of these face-masks. Different
310 manufacturing enterprises use different materials in production and this could lead to
311 differences in the performance of the face-masks they produce. A similar line of thinking
312 has been documented by related studies (40). In these studies, surgical face-masks were
313 reported to provide different levels of protection against infectious aerosols particularly
314 when they were produced from different enterprises.

315 The rapid growth in consumer demand for sustainable face-masks represents an
316 enormous opportunity for small-scale enterprises in low- and middle- income countries.
317 We believe that providing assistance to these small-scale enterprises could enable them
318 to seize the opportunity and significantly improve the quality of the face-masks they
319 produce. This could also consequently result in the reduction of the differences in the
320 face-masks thereby creating more homogeneity in performance of the face-masks.

321 Global and local shortages of respirators and surgical face-masks have been reported by
322 several studies (37,41). These shortages have caused the extended use or re-use of
323 respirators as well as surgical face-masks designed for single-use (37,41–43). To ease the
324 shortage of respirators and surgical face-masks, many individuals continue to explore
325 non-standard methods to maintaining an adequate supply including among others face-
326 mask decontamination, which could extend the wearable life of the face-masks beyond
327 the expiration date, and procuring of the more costly respirators i.e. KN95 and N95 (37).
328 However, the findings of this study indicate that the decontamination of surgical face-

Research article

329 masks obtained from both the community pharmacy and street vendors using 70%
330 ethanol negatively affected the general efficacy of these face-masks. These negative
331 effects could have been due to the 70% ethanol destroying the structural integrity of the
332 surgical face-masks, a thinking that has also been shared in related studies (43–45). These
333 studies have also reported the potential of using other decontamination methods for
334 example using vaporized hydrogen peroxide and ultraviolet germicidal irradiation
335 (41,46–48). However, basing on the evidence generated in this study about the negative
336 effects on the efficacy when decontamination of surgical face-masks is done with 70%
337 ethanol, as well as the alternative potential decontamination approaches provided by
338 related studies, but which have been also documented to be labor intensive and
339 expensive (47), hence likely to be unaffordable by majority of the population and health-
340 care systems in low- and middle- income countries, health-care organizations for
341 example ministries of health in these countries could ensure that policies as well as
342 systems are put in place to ensure that decontamination practices are carried out safely
343 and in line with existing evidence. Also, these organizations could ensure that the
344 available surgical face-masks are restricted for use to only the frontline clinicians and
345 essential health-care workers to reduce the requirements for re- use and extended use of
346 the surgical face-masks.

347 The findings in which locally made, double layered cloth face-masks were found to
348 provide the best alternatives to surgical face-masks could be related to those of related

Research article

349 studies (14,28). In these studies, testing of face-masks that had been made from two layers
350 of quilt fabric with household paper towels as filters was done, the face-masks tested in
351 these studies were reported to be viable alternatives to surgical face-masks and other
352 respirators like the KN95 and N95 in providing protection to the users against infectious
353 aerosols. Despite the fact that these studies acknowledged the superiority of surgical face-
354 masks over cloth face-masks, they highlighted that the use of these face-masks was
355 severalfold more effective than not wearing a face-mask at all.

356 As the world with particularly low- and middle- income settings standing to benefit the
357 most, seek cheaper approaches of achieving mask decontamination as reported in related
358 studies (47), this study's findings that demonstrated the potential of decontaminating
359 locally made, double layered cloth face-masks utilizing cheaper local methods and the
360 ability of the locally made, double layered cloth face-masks to maintain their structural
361 integrity and hence efficacy despite the different methods of decontamination the face-
362 masks had been subjected to are of great importance. These findings imply, that once
363 procured, these face-masks can be used and re- usable or used for extended durations of
364 time while decontaminating the face-masks with the documented approaches unlike in
365 the case of surgical face-masks. The findings could also imply that locally made, double
366 layered cloth face-masks when availed and used could improve the uptake of face-masks
367 by the public in Uganda and similar low- and middle- income countries in Africa, as a
368 key intervention in preventing the transmission of COVID-19. Also, similar to other the

Research article

369 findings of related studies (49,50), these findings reinforce the potential for local mass
370 production of protective face-masks by likely non- experts utilizing the available
371 resources through policy information as well as call for the updating of national
372 guidelines to provide clear and consistent criteria to ensure the widest availability and
373 appropriate use of face-masks, while bearing in mind populations in social
374 disadvantaged or low- and middle- settings.

375 Our results demonstrated that locally made, double layered cloth face-masks can be
376 effectively decontaminated using various approaches while maintaining their structural
377 integrity which means maintaining their ability of provide protection to the wearer
378 against infectious aerosols. Given the Ugandan government recommendation that cloth
379 face-masks should be worn in public settings, decontamination using ordinary soap and
380 drying under the sun with or without ironing could provide cheaper, safe and effective
381 decontamination of cloth face-masks.

382 Regarding microbial cleanliness of the face-masks, of note we found no significant
383 difference between the counts as well as the types of microorganisms that had been
384 isolated from the inner- and outer surfaces of the face-masks that had been tested in this
385 study. These finding are inconsistent with those of related studies, that reported having
386 found a greater contamination of on the outer- surfaces of the face-masks with
387 microorganisms as compared to the inner- surfaces of the same face-masks (35).

Research article

388 Coagulase negative staphylococcus remain known members of the normal flora of the
389 human skin, nasal and oral cavity (51–53). The isolation of coagulase negative
390 staphylococcus from the inner- and outer- surfaces of face-masks in this study could be
391 attributed to several factors that could include among others: face-masks aerodynamic
392 features that could result in a turbulent jet due to leakage of air around the edge of the
393 face-mask that could consequently contaminate the outer- surfaces of the face-mask, a
394 thought shared by related studies (35) , as well as the possibility that the bacteria could
395 have: been picked or originated from the skin, oral, nasal cavities of the wearers or even
396 their hands during contact with the face-masks (53,54). These findings hence support the
397 importance of hand hygiene after touching the surfaces of face-masks to ensure
398 microbiological cleanliness of the face-masks.

399 Our study had strength and limitations; (i) the strength of the study is that, in absence of
400 documented protocols, the study was able to develop, test and optimize protocols to
401 successfully perform the testing of the face-masks, protocols which could also be adapted
402 as templates for the development of more comprehensive protocols, (ii) despite the fact
403 that the size and concentrations of the SARS-CoV-2 in aerosols generated during coughs
404 by infected patients are unknown, the sizes of aerosols generated by our hand-held sprayer
405 especially at different distances were not determined, this leaves a gap in the information
406 regarding whether or not the face-masks tested would offer adequate protection against
407 SARS-CoV-2, (iii) most experiments done especially in the high income settings use

Research article

408 automated aerosol generation to continuously produce aerosols in the testing, however,
409 in this study, we used hand-held sprayers whose aerosol generation depends on the
410 number of squeezes made by the operator, (iv) despite measuring environmental
411 temperature and humidity since they have been documented to affect the evaporation of
412 the generated aerosols during ordinary exhalation, talking and singing, the wind speed
413 was not catered for during this study and is likely to have affected the aerosol
414 transmission and speed.

415 Conclusions

416
417 This study described workable protocols to evaluate the efficacy of face-masks. This
418 study also demonstrated limitations of surgical face-masks in the context of re-usability,
419 although they are to a higher extent protective. In addition, this study also demonstrated
420 the potential of locally-made double layered cloth face-masks to serve as cheaper face-
421 mask alternatives especially for populations in Uganda. Unmasking the potential of the
422 locally-made double layered cloth face-masks allows for the limited use of surgical face-
423 masks to high-risk groups. Lastly, the study demonstrated the need to boost local
424 production of face-masks by small-scale enterprises with support of relevant government
425 ministries.

426 Methods

427

Research article

428 **Study design.** This was a laboratory-based descriptive study, and was part of a larger
429 study titled: Assessing knowledge, attitudes, perceptions and skills towards the use of
430 face-masks: a community-level perspective (MASKUG-2020), that aimed to assess: (1)
431 knowledge, attitudes, perceptions, practices, and skills towards the use of face-masks by
432 high-risk groups in Kampala, Uganda, (2) skills towards the use of face-masks by the
433 same groups, and (3) to evaluate the face-masks for safety and fitness-for-use, (4) to
434 provide a classification for those commonly circulating on the Ugandan market, as well
435 as (5) to educate and skill the same groups on the rational use and disposal of face-masks.

436

437 **Study sites.** The study was carried out in the Department of Medical Microbiology at the
438 School of Biomedical Sciences, College of Health Sciences, Makerere University- Uganda.

439

440 **Description and source of the face-masks.** Ten different types of face-masks each in
441 quadruplicate, were purposively selected and procured from face-mask vendors in
442 Kampala, the capital city of Uganda (Table 1).

443

444 **Laboratory testing.** This was achieved using new protocols as well as already existing
445 protocols with substantive modifications or rather innovative applications of existing
446 protocols to new models or scientific questions and involved;

Research article

447 **Semi-quantitative mask fitness testing.** This was performed using saccharin solution.
448 Saccharin is a non-nutritive sweetener of 1,2-benzisothiazol-3-(2H)-one and is about
449 300- 400 times sweeter than sucrose (55,56). It is less soluble in water in its natural form
450 and hence it is conjugated with either sodium or calcium salt to improve on the solubility
451 (55,56). Even though saccharin has not been reported to be tasted differently, research on
452 various artificial sweeteners has reported that they may elicit different responses upon
453 interaction with the sweet taste receptor, and as such, there is therefore a possibility of
454 people having different tasting thresholds for saccharin (57).

455 The sensitivity testing protocol was adopted from 3M Center for Respiratory Protection,
456 United States (58). While preparing for the testing, efforts were made to ensure that the
457 study volunteers did not eat or drink anything, 30 minutes before the testing except for
458 drinking water. The testing hood was assembled by fitting it onto the collar of the study
459 volunteers, making a 10 cm 'gap' between the study volunteers' faces and the inside
460 surface of the hood. The nebulizers were prepared and about 10 mls of saccharin
461 sensitivity and test solutions were added to their respective nebulizers. Sensitivity testing
462 and test experiments were then performed. The sensitivity testing was performed to
463 ensure that the study volunteers could taste the saccharin solution before carrying out
464 the test experiments. Before nebulizing, the study volunteers were instructed to breathe
465 through the mouth with the tongue slightly out, so that they could be able to taste the
466 saccharin. During the fit testing, the study volunteers were instructed to breathe: (i)

Research article

467 normally, (ii) deeply, (iii) while moving head side-to-side, (iv) while moving head up and
468 down, (v) while bending over or bending at the waist, (vi) while talking, and (vii) to
469 breathe normally again. When saccharin was not tasted by the study volunteers; the test
470 was considered as 'passed' or 'successful' while the test was considered as 'failed' or
471 'unsuccessful' when the saccharin was tasted by the study volunteers. Despite, the 'failed'
472 test, the number of squeezes applied for the study volunteers to taste the saccharin were
473 recorded. The test was recorded as completely 'failed' or 'unsuccessful' after repeat
474 testing had been done and the saccharin was tasted while the same face-mask was being
475 worn.

476 **In-house filtration efficiency.** In the testing, a 0.5 McFarland bacterial suspension of
477 *Mycobacterium smegmatis* was prepared and later transferred into a multi-purpose hand-
478 held sprayer that was used to generate a steady stream of aerosols. A vacuum filtration
479 unit was constructed in-house and set up in a biosafety cabinet. All items in the biosafety
480 cabinet were thoroughly disinfected using 5% Lysol and 70% ethanol. The in-built filter
481 of the vacuum filtration unit was aseptically removed and replaced with the test filters
482 (sections of the face-masks). The negative control protocol was performed by running the
483 vacuum pump for 30 minutes without aerosol generation and the filtered air was
484 inoculated on 7H11 agar media. The different face-masks were tested by maintaining a
485 steady stream of aerosols of *Mycobacterium smegmatis* for 30 minutes directed towards the
486 vacuum filtration unit having the face-mask sections and the filtered air was inoculated

Research article

487 on 7H11 agar media. The positive control protocol was performed by maintaining a
488 steady stream of aerosols of *Mycobacterium smegmatis* for 30 minutes without any
489 filtration and inoculating the air/aerosols on 7H11 agar media. The inoculated agar plates
490 were sealed with micropore tape and incubated at 37°C for 3 days. The filtration
491 efficiency was assessed by comparing the growth on the plates for the positive control
492 with those of the test face-masks.

493 **In-house breathability testing.** In the testing, the ASTM E96 water vapor testing protocol
494 specifically the desiccant method was adapted (59). In the testing, a glass beaker was
495 almost filled with a solid desiccant (anhydrous calcium chloride granules) and then
496 covered with the sections of the test face-masks leaving a very small air space between
497 the desiccant and the sections of the test face-masks. The sections of the test face-masks
498 were properly sealed to the edge of the glass beaker to prevent side diffusion. The initial
499 weight of the glass beaker containing the calcium chloride granules was then taken. The
500 glass beaker was then placed in an environment where the environmental -humidity and
501 -temperature were constantly monitored and recorded. The glass beaker containing the
502 calcium chloride granules was then weighed after 2 hours and the gain in weight of the
503 set-up was extrapolated to provide data on the moisture passing through the fabric in a
504 day (i.e. 24 hours). A positive control glass beaker containing calcium chloride was
505 included. This was left uncovered for the entire duration of the experiment. The
506 permeability of the face-masks was categorized as 'low', 'moderate' or 'high'.

Research article

507 **In-house microbial cleanliness testing.** This testing was performed after the study
508 volunteers had used each of the face-mask for the fitness testing. After the fitness testing,
509 each of the face-masks was aseptically removed from the study volunteers faces and the
510 outer and inner surfaces of each of the used face-masks were swabbed in that order with
511 sterile cotton swabs made slightly wet with physiological saline while focusing on the
512 sites where the nose and mouth would typically be positioned. The contents of the swabs
513 were then inoculated onto Blood agar and MacConkey agar. Both culture media were
514 then incubated aerobically, at $35^{\circ}\text{C} \pm 2^{\circ}\text{C}$ for 24 hours. All growth was enumerated and
515 identified per the face-mask tested and the results recorded. The identification of target
516 gram-positive bacteria (i.e. *Staphylococcus spp*) was done using recommended biochemical
517 tests: DNase, mannitol salt fermentation after performing gram-stain microscopy,
518 catalase, slide and tube coagulase tests.

519 **In-house distance dependent fit testing.** In this testing: (i) care was taken to ensure that
520 the study volunteers had no facial hair and that they did not eat or drink anything except
521 drinking water in the 30 minutes before the start of the testing, (ii) the nebulizers (hand-
522 held sprayers) were prepared and saccharin sensitivity and test solutions were added to
523 their respective nebulizers, (iii) sensitivity testing was performed with the study
524 volunteers not wearing face-masks, while standing stationery at 2, 3, 4, 5 and 6 meters, to
525 ensure that the study volunteers could taste the saccharin sensitivity solution at the
526 different distances. At distances and beyond which the saccharin sensitivity solution was

Research article

527 not tasted by the study volunteers, testing with the saccharin test solution was not
528 performed. The saccharin test solution was tested after the study volunteers wore the test
529 face-masks at stood stationery at the distances where the saccharin sensitivity solution
530 had been tasted by the same individuals. During the testing, particularly before
531 nebulizing, the study volunteers were instructed to breathe through the mouth with the
532 tongue slightly out, so that they could ably taste the saccharin. During the testing, the
533 volunteers were instructed to breathe: (i) normally, (ii) deeply, (iii) while moving their
534 head side-to-side, (iv) while moving their head up and down, (v) while bending over or
535 bending at the waist, (vi) while talking, (vii) and to breathe normally again. When
536 saccharin was not tasted at the respective distances; the test was considered as 'passed'
537 or 'successful' while the test was considered as 'failed' or 'unsuccessful' when the
538 saccharin was tasted at the respective distances. Despite, the 'failed' test, the number of
539 squeezes to tasting the saccharin were recorded. The test was recorded as completely
540 'failed' or 'unsuccessful' after repeat testing was done and the saccharin was tasted while
541 the same face-mask were being worn.

542 **In-house face-mask re-usability testing.** In the testing, each of the face-masks was
543 subjected to 3 decontamination methods that included: (i) spraying the face-masks with
544 70% ethanol and drying under the sun particularly for the non-reusable face-masks, (ii)
545 washing the face-masks with non-bacterial soap and drying them under the sun, (iii) and,
546 washing the face-masks with non-bacterial soap, drying them under the sun and ironing

Research article

547 them, after which semi-quantitative mask fitness testing, in-house: face-mask filtration
548 efficiency testing, breathability testing, and distance dependent fit testing were repeated.

549 **Positive controls.** United States Food and Drug Administration (FDA) KN95 paper based
550 European Union (EU) certified EN 149:2001+A1:2009 FFP2 NR D face-masks were used
551 as positive controls in the series of experiments performed.

552 **Data management and analysis.** Data from the collection forms previously validated by
553 the study principal investigators and the laboratory team was entered and cleaned using
554 MS Excel 2016 and analyzed using Stata 14.0, a statistical software. Descriptive analyses
555 such as proportions, and means (where appropriate) were performed. In-house face-
556 mask filtration efficiency was determined by counting the number of colony forming
557 units (CFUs) on the test culture plates similar to those on the positive control culture
558 plates. Analysis of variance was used to assess the association between the face-mask
559 types and average increase in weight and humidity to determine which face-mask had
560 the best breathability. The statistical significance levels were two-sided at $p < 0.05$ (95%
561 CI). Graphs were plotted using excel and Stata 14.0 where appropriate to describe the
562 data.

563 Data availability

564
565 The datasets generated and/or analyzed during the current study are not publicly
566 available but are available from the corresponding author on reasonable request.

Research article

567

568 **References**

569

570 1. Li Q, Guan X, Wu P, Wang X, Zhou L, Tong Y, et al. Early transmission dynamics in
571 Wuhan, China, of novel coronavirus–infected pneumonia. *N Engl J Med*. 2020;

572 2. Cheng VCC, Wong S-C, Chuang VWM, So SYC, Chen JHK, Sridhar S, et al. The role of
573 community-wide wearing of face mask for control of coronavirus disease 2019 (COVID-
574 19) epidemic due to SARS-CoV-2. *J Infect*. 2020;

575 3. Aledort JE, Lurie N, Wasserman J, Bozzette SA. Non-pharmaceutical public health
576 interventions for pandemic influenza: an evaluation of the evidence base. *BMC Public
577 Health*. 2007;7(1):208.

578 4. Wang C, Liu L, Hao X, Guo H, Wang Q, Huang J, et al. Evolving epidemiology and impact
579 of non-pharmaceutical interventions on the outbreak of Coronavirus disease 2019 in
580 Wuhan, China. *MedRxiv*. 2020;

581 5. Ferguson N, Laydon D, Nedjati Gilani G, Imai N, Ainslie K, Baguelin M, et al. Report 9:
582 Impact of non-pharmaceutical interventions (NPIs) to reduce COVID19 mortality and
583 healthcare demand. 2020;

584 6. World Health Organisation (WHO). [https://aslm.org/wp-](https://aslm.org/wp-content/uploads/2020/05/1589476993-WHO-2019-nCov-IPC_Masks-2020.3-eng-00000004.pdf)
585 [content/uploads/2020/05/1589476993-WHO-2019-nCov-IPC_Masks-2020.3-eng-](https://aslm.org/wp-content/uploads/2020/05/1589476993-WHO-2019-nCov-IPC_Masks-2020.3-eng-00000004.pdf)
586 [00000004.pdf](https://aslm.org/wp-content/uploads/2020/05/1589476993-WHO-2019-nCov-IPC_Masks-2020.3-eng-00000004.pdf)- Accessed 5.8.2020.

587 7. [https://www.cdc.gov/coronavirus/2019-ncov/prevent-getting-sick/cloth-face-cover-](https://www.cdc.gov/coronavirus/2019-ncov/prevent-getting-sick/cloth-face-cover-guidance.html)
588 [guidance.html](https://www.cdc.gov/coronavirus/2019-ncov/prevent-getting-sick/cloth-face-cover-guidance.html)- Accessed on 6.8.2020. Centers for Disease Control and Prevention (CDC).

589 8. Chen X, Ran L, Liu Q, Hu Q, Du X, Tan X. Hand Hygiene, Mask-Wearing Behaviors and
590 Its Associated Factors during the COVID-19 Epidemic: A Cross-Sectional Study among
591 Primary School Students in Wuhan, China. *Int J Environ Res Public Health*.

Research article

- 592 2020;17(8):2893.
- 593 9. Freeman MC, Stocks ME, Cumming O, Jeandron A, Higgins JPT, Wolf J, et al. Systematic
594 review: Hygiene and health: Systematic review of handwashing practices worldwide and
595 update of health effects. *Trop Med Int Heal*. 2014;19(8):906–16.
- 596 10. Luby SP, Halder AK, Huda T, Unicomb L, Johnston RB. The effect of handwashing at
597 recommended times with water alone and with soap on child diarrhea in rural Bangladesh:
598 an observational study. *PLoS Med*. 2011;8(6):e1001052.
- 599 11. Middleton JD, Lopes H. Face masks in the covid-19 crisis: caveats, limits, and priorities.
600 *BMJ*. 2020;369.
- 601 12. MacIntyre CR, Chughtai AA. Facemasks for the prevention of infection in healthcare and
602 community settings. *Bmj*. 2015;350:h694.
- 603 13. Eikenberry SE, Mancuso M, Iboi E, Phan T, Eikenberry K, Kuang Y, et al. To mask or not
604 to mask: Modeling the potential for face mask use by the general public to curtail the
605 COVID-19 pandemic. *Infect Dis Model*. 2020;
- 606 14. Javid B, Weekes MP, Matheson NJ. Covid-19: should the public wear face masks? *British
607 Medical Journal Publishing Group*; 2020.
- 608 15. Brainard JS, Jones N, Lake I, Hooper L, Hunter P. Facemasks and similar barriers to prevent
609 respiratory illness such as COVID-19: A rapid systematic review. *medRxiv*. 2020;
- 610 16. Klompas M, Morris CA, Sinclair J, Pearson M, Shenoy ES. Universal Masking in Hospitals
611 in the Covid-19 Era. *N Engl J Med [Internet]*. 2020 Apr 1;382(21):e63. Available from:
612 <https://doi.org/10.1056/NEJMp2006372>
- 613 17. Ranu S. Dhillon, Abraar Karan, David Beier and Devabhaktuni Srikrishna. We Need Better
614 Masks. <https://hbr.org/2020/06/we-need-better-masks>. Accessed on 26. June. 2020.
- 615 18. Greenhalgh T, Schmid MB, Czypionka T, Bassler D, Gruer L. Face masks for the public
616 during the covid-19 crisis. *Bmj*. 2020;369.

Research article

- 617 19. Feng S, Shen C, Xia N, Song W, Fan M, Cowling BJ. Rational use of face masks in the
618 COVID-19 pandemic. *Lancet Respir Med.* 2020;8(5):434–6.
- 619 20. Lyu W, Wehby GL. Community Use Of Face Masks And COVID-19: Evidence From A
620 Natural Experiment Of State Mandates In The US: Study examines impact on COVID-19
621 growth rates associated with state government mandates requiring face mask use in public.
622 *Health Aff.* 2020;39(8):1419–25.
- 623 21. Konda A, Prakash A, Moss GA, Schmoldt M, Grant GD, Guha S. Aerosol filtration
624 efficiency of common fabrics used in respiratory cloth masks. *ACS Nano.* 2020;14(5):6339–
625 47.
- 626 22. Sickbert-Bennett EE, Samet JM, Clapp PW, Chen H, Berntsen J, Zeman KL, et al. Filtration
627 Efficiency of Hospital Face Mask Alternatives Available for Use During the COVID-19
628 Pandemic. *JAMA Intern Med.* 2020;
- 629 23. Lee K-P, Yip J, Kan C-W, Chiou J-C, Yung K-F. Reusable Face Masks as Alternative for
630 Disposable Medical Masks: Factors that Affect their Wear-Comfort. *Int J Environ Res
631 Public Health.* 2020;17(18):6623.
- 632 24. Chughtai AA, Seale H, MacIntyre CR. Availability, consistency and evidence-base of
633 policies and guidelines on the use of mask and respirator to protect hospital health care
634 workers: a global analysis. *BMC Res Notes.* 2013;6(1):216.
- 635 25. Martin GP, Hanna E, McCartney M, Dingwall R. Science, society, and policy in the face of
636 uncertainty: reflections on the debate around face coverings for the public during COVID-
637 19. *Crit Public Health.* 2020;1–8.
- 638 26. Cheng KK, Lam TH, Leung CC. Wearing face masks in the community during the COVID-
639 19 pandemic: altruism and solidarity. *Lancet.* 2020;
- 640 27. Chughtai AA, Seale H, Macintyre CR. Effectiveness of cloth masks for protection against
641 Severe Acute Respiratory Syndrome Coronavirus 2. *Emerg Infect Dis.* 2020;26.
- 642 28. Teesing GR, van Straten B, de Man P, Horeman T. Is there an adequate alternative for

Research article

- 643 commercially manufactured face masks? A comparison of various materials and forms. J
644 Hosp Infect. 2020;
- 645 29. Uganda M of H-. [https://www.health.go.ug/covid/wp-content/uploads/2020/05/FINAL-](https://www.health.go.ug/covid/wp-content/uploads/2020/05/FINAL-GUIDELINES-ON-MASK-USE-1-1.pdf)
646 GUIDELINES-ON-MASK-USE-1-1.pdf- Accessed on 5.8.2020.
- 647 30. Johnson DF, Druce JD, Birch C, Grayson ML. A quantitative assessment of the efficacy of
648 surgical and N95 masks to filter influenza virus in patients with acute influenza infection.
649 Clin Infect Dis. 2009;49(2):275–7.
- 650 31. Ang B, Poh BF, Win MK, Chow A. Surgical masks for protection of health care personnel
651 against pandemic novel swine-origin influenza A (H1N1)-2009: results from an
652 observational study. Clin Infect Dis. 2010;50(7):1011–4.
- 653 32. Li Y, Wong T, Chung and J, Guo YP, Hu JY, Guan YT, et al. In vivo protective performance
654 of N95 respirator and surgical facemask. Am J Ind Med. 2006;49(12):1056–65.
- 655 33. Booth CM, Clayton M, Crook B, Gawn JM. Effectiveness of surgical masks against
656 influenza bioaerosols. J Hosp Infect. 2013;84(1):22–6.
- 657 34. Checchi L, MONTEVECCHI M, MORESCHI A, GRAZIOSI F, TADDEI P, VIOLANTE FS.
658 Efficacy of three face masks in preventing inhalation of airborne contaminants in dental
659 practice. J Am Dent Assoc. 2005;136(7):877–82.
- 660 35. Bae S, Kim M-C, Kim JY, Cha H-H, Lim JS, Jung J, et al. Effectiveness of surgical and cotton
661 masks in blocking SARS–CoV-2: a controlled comparison in 4 patients. Ann Intern Med.
662 2020;
- 663 36. Bischoff WE, Reid T, Russell GB, Peters TR. Transocular entry of seasonal influenza–
664 attenuated virus aerosols and the efficacy of N95 respirators, surgical masks, and eye
665 protection in humans. J Infect Dis. 2011;204(2):193–9.
- 666 37. Dugdale CM, Walensky RP. Filtration efficiency, effectiveness, and availability of N95 face
667 masks for COVID-19 prevention. JAMA Intern Med. 2020;

Research article

- 668 38. Oberg T, Brosseau LM. Surgical mask filter and fit performance. *Am J Infect Control*.
669 2008;36(4):276–82.
- 670 39. Benson SM, Novak DA, Ogg MJ. Proper use of surgical N95 respirators and surgical masks
671 in the OR. *AORN J*. 2013;97(4):457–70.
- 672 40. WEN Z, CHEN J, ZHAO J, WANG J, LU J, LI J. EVALUATION OF THE EFFICACY OF
673 SURGICAL MASK IN FILTERING BACTERIAL AEROSOL [J]. *Chinese J Disinfect*. 2007;4.
- 674 41. Toomey E, Conway Y, Burton C, Smith S, Smalle M, Chan X-H, et al. Extended use or re-
675 use of single-use surgical masks and filtering facepiece respirators: A rapid evidence
676 review. *medRxiv*. 2020;
- 677 42. Coia JE, Ritchie L, Adisesh A, Booth CM, Bradley C, Bunyan D, et al. Guidance on the use
678 of respiratory and facial protection equipment. *J Hosp Infect*. 2013;85(3):170–82.
- 679 43. Rubio-Romero JC, del Carmen Pardo-Ferreira M, García JAT, Calero-Castro S. Disposable
680 masks: Disinfection and sterilization for reuse, and non-certified manufacturing, in the face
681 of shortages during the COVID-19 pandemic. *Saf Sci*. 2020;104830.
- 682 44. Chua MH, Cheng W, Goh SS, Kong J, Li B, Lim JYC, et al. Face Masks in the New COVID-
683 19 Normal: Materials, Testing, and Perspectives. *Research*. 2020;2020.
- 684 45. Smith JS, Hanseler H, Welle J, Rattray R, Campbell M, Brotherton T, et al. Effect of various
685 decontamination procedures on disposable N95 mask integrity and SARS-CoV-2
686 infectivity. *J Clin Transl Sci*. 2020;1–14.
- 687 46. Rodriguez-Martinez CE, Sossa-Briceño MP, Cortés-Luna JA. Decontamination and reuse
688 of N95 filtering facemask respirators: a systematic review of the literature. *Am J Infect
689 Control*. 2020;
- 690 47. Li DF, Cadnum JL, Redmond SN, Jones LD, Donskey CJ. It's not the heat, it's the humidity:
691 Effectiveness of a rice cooker-steamer for decontamination of cloth and surgical face masks
692 and N95 respirators. *Am J Infect Control*. 2020;

Research article

- 693 48. Ma Q, Shan H, Zhang C, Zhang H, Li G, Yang R, et al. Decontamination of face masks with
694 steam for mask reuse in fighting the pandemic COVID-19: experimental supports. *J Med*
695 *Virol.* 2020;
- 696 49. Dargaville T, Spann K, Celina M. Opinion to address a potential personal protective
697 equipment shortage in the global community during the COVID-19 outbreak. *Polym*
698 *Degrad Stab.* 2020;109162.
- 699 50. Missoni E, Armocida B, Formenti B. Face Masks For All And All For Face Masks in the
700 COVID-19 pandemic: community level production to face the global shortage and shorten
701 the epidemic. *Disaster Med Public Health Prep.* 2020;1–5.
- 702 51. Natsis NE, Cohen PR. Coagulase-negative staphylococcus skin and soft tissue infections.
703 *Am J Clin Dermatol.* 2018;19(5):671–7.
- 704 52. Bergmann OJ, Kilian M, Ellegaard J. Potentially pathogenic microorganisms in the oral
705 cavity during febrile episodes in immunocompromised patients with haematologic
706 malignancies. *Scand J Infect Dis.* 1989;21(1):43–51.
- 707 53. Akpınar RB, Celebioglu A, Uslu H, Hamidullah Uyanık M. An evaluation of the hand and
708 nasal flora of Turkish nursing students after clinical practice. *J Clin Nurs.* 2009;18(3):426–
709 30.
- 710 54. SELIGMANN R, Rosenbluth S. Comparison of bacterial flora on hands of personnel
711 engaged in non-food and in food industries: a study of transient and resident bacteria. *J*
712 *Milk Food Technol.* 1975;38(11):673–7.
- 713 55. Arnold DL, Krewski D, Munro IC. Saccharin: a toxicological and historical perspective.
714 *Toxicology.* 1983;27(3–4):179–256.
- 715 56. Chattopadhyay S, Raychaudhuri U, Chakraborty R. Artificial sweeteners—a review. *J Food*
716 *Sci Technol.* 2014;51(4):611–21.
- 717 57. Carniel Beltrami M, DÖRING T, De Dea Lindner J. Sweeteners and sweet taste enhancers
718 in the food industry. *Food Sci Technol.* 2018;(AHEAD).

Research article

719 58. 3M. 3M.com. [https://www.3m.com/3M/en_US/safety-centers-of-expertise-us/respiratory-](https://www.3m.com/3M/en_US/safety-centers-of-expertise-us/respiratory-protection/fit-testing/)
720 protection/fit-testing/. accessed 16. September.2020.

721 59. Water vapor testing. ASTM E96: The Standard. [https://blog.ansi.org/2017/01/explaining-](https://blog.ansi.org/2017/01/explaining-water-vapor-testing-astm-e96/#gref)
722 water-vapor-testing-astm-e96/#gref. Accessed 16. June. 2020.

723

724 **Declarations**

725

726 • **Acknowledgement**

727 We thank Okello Isaac Opio, Sserubiri James, Kaddu Arafat, and Musanje Isaac who
728 volunteered for the laboratory testing, and Nagawa Bridget Tamale from Elevate
729 Research Services, who helped in data analysis.

730 • **Authors' contributions**

731 GM conceived and designed the study, provided technical guidance, supervised the
732 work, reviewed the final manuscript. DS and HN performed the laboratory testing and
733 participated in interpretation of the data, writing and manuscript reviews. DA conceived
734 and designed the study, provided technical guidance, supervised the work, participated
735 in analysis and interpretation of the data and drafted the manuscript. DB participated in
736 data analysis and interpretation, writing and manuscript reviews. All the authors
737 reviewed and approved the final manuscript.

Research article

738 • **Competing interests**

739 The authors declare no competing interests.

740 • **Additional information**

741 • **Correspondence and requests for materials should be addressed to D.A.**

742 • **Ethics approval and consent to participate**

743 Ethical approvals were obtained from the: (1) School of Biomedical Sciences-Research and
744 Ethics Committee, College of Health Sciences, Makerere University (approval number:
745 SBS-793) and the Uganda National Council for Science and Technology (approval
746 number: SS489ES). Written informed consent was obtained from each of the study
747 volunteers before performing the laboratory investigations.

748 • **Funding**

749 This work was supported by the Government of Uganda through Makerere University
750 Research and Innovations Fund (RIF) under the RIF Special COVID-19 Research and
751 Innovation Awards- 2020 (Grant #: MAK/DVCFA/151/20). The views expressed herein
752 are those of the author(s) and not necessarily those of the Government of Uganda and
753 Makerere University Research and Innovations Fund.

754

755