

1 **Title:** Maternal over-the-counter analgesics use during pregnancy and adverse
2 perinatal outcomes: Cohort study of 151,141 singleton pregnancies

3

4 **Authors:** ¹Aikaterini ZAFEIRI, MSci, Ms, ²Edwin A. RAJA, PhD, ³Rod T. MITCHELL,
5 MBChB, PhD, ⁴David C. HAY, PhD, ⁵Sohinee BHATTACHARYA, MBBS, PhD, ¹Paul
6 A. FOWLER, FRSB, PhD

7 ¹Institute of Medical Sciences, School of Medicine, Medical Sciences and Nutrition,
8 University of Aberdeen, Aberdeen, United Kingdom, ²Medical Statistics Team,
9 Institute of Applied Health Sciences, School of Medicine, Medical Sciences and
10 Nutrition, University of Aberdeen, Aberdeen, United Kingdom, ³MRC Centre for
11 Reproductive Health, The Queen's Medical Research Institute, University of
12 Edinburgh, 47 Little France Crescent, Edinburgh, EH16 4JT, UK, ⁴MRC Centre for
13 Regenerative Medicine, 5 Little France Drive, Edinburgh, UK, ⁵Aberdeen Centre for
14 Women's Health Research, Institute of Applied Health Sciences, School of Medicine,
15 Medical Sciences and Nutrition, University of Aberdeen, Aberdeen, United Kingdom,

16 **Corresponding Author:** Aikaterini Zafeiri, Institute of Medical Sciences, School of
17 Medicine, Medical Sciences and Nutrition, University of Aberdeen, Aberdeen, United
18 Kingdom, cell phone number: (+44)7713837285, email: r01az17@abdn.ac.uk

19 **Running Title:** Maternal over-the-counter analgesia and offspring outcomes

20 **Abstract**

21 OBJECTIVES

22 To identify any associations between *in utero* exposure to five over-the-counter (non-
23 prescription) analgesics (paracetamol, ibuprofen, aspirin, diclofenac, naproxen) and
24 adverse neonatal outcomes.

25 DESIGN

26 Retrospective cohort study using the Aberdeen Maternity and Neonatal Databank.

27 PARTICIPANTS

28 151,141 singleton pregnancies between 1985 and 2015.

29 MAIN OUTCOME MEASURES

30 Premature delivery (<37 weeks), stillbirth, neonatal death, birthweight, standardised
31 birthweight score, neonatal unit admission, APGAR score at 1 and 5 minutes, neural
32 tube and amniotic band defects, gastroschisis and, in males, cryptorchidism, and
33 hypospadias.

34 RESULTS

35 83.7% of women taking over-the-counter analgesics reported first trimester use
36 when specifically asked about use at their first antenatal clinic visit. Pregnancies
37 exposed to at least one of the five analgesics were significantly independently
38 associated with increased risks for premature delivery <37 weeks (aOR=1.50,
39 95%CI 1.43-1.58), stillbirth (aOR=1.33, 95%CI 1.15-1.54), neonatal death
40 (aOR=1.56, 95%CI 1.27-1.93), birthweight <2,500g (aOR=1.28, 95%CI 1.20-1.37),
41 birthweight >4,000g (aOR=1.09, 95%CI 1.05-1.13), admission to neonatal unit

42 (aOR=1.57, 95%CI 1.51-1.64), APGAR score <7 at 1 minute (aOR=1.18, 95%CI
43 1.13-1.23) and 5 minutes (aOR=1.48, 95%CI 1.35-1.62), neural tube defects
44 (aOR=1.64, 95%CI 1.08-2.47) and hypospadias (aOR=1.27, 95%CI 1.05-1.54 males
45 only). The overall prevalence of over-the-counter analgesics use during pregnancy
46 was 29.1%, however it rapidly increased over the 30-year study period, to include
47 over 60% of women in the last seven years of the study. This makes our findings
48 highly relevant to the wider pregnant population.

49 CONCLUSIONS

50 Over-the-counter (non-prescription) analgesics consumption during pregnancy was
51 associated with a substantially higher risk for adverse perinatal health outcomes in
52 the offspring. The use of paracetamol in combination with other non-steroidal anti-
53 inflammatory drugs conferred the highest risk. The increased risks of adverse
54 neonatal outcomes associated with non-prescribed, over-the-counter, analgesics use
55 during pregnancy indicate that healthcare guidance for pregnant women regarding
56 analgesic use need urgent updating.

57

58 **Funding** Biotechnology and Biological Sciences Research council (BBSRC) funding
59 under the EASTBIO doctoral training programme (grant number 1942576) to AZ and
60 EU Horizon 2020 project FREIA (Grant Number 825100) to PAF. RTM is supported
61 by MRC Centre for Reproductive Health Grant MR/N022556/1.

62 **Key words** acetaminophen, aspirin, diclofenac, ibuprofen, *in utero* exposure,
63 naproxen, offspring outcomes, over-the-counter analgesics, offspring outcomes,
64 paracetamol, pregnancy

65

66 **Introduction**

67 Globally 23-85% of women use one or more types of prescribed medications during
68 pregnancy ^{1,2}. A similarly high proportion of expectant mothers self-medicate using
69 non-prescription, “over-the-counter” (OTC) medicines ^{3,4} and use during pregnancy
70 is becoming increasingly prevalent, especially in Western countries ⁵. While some
71 analgesics e.g. paracetamol are considered safe to consume throughout pregnancy,
72 use of non-steroidal anti-inflammatory drugs (NSAIDs) is not recommended in
73 pregnancy unless on the advice of a medical specialist and should be avoided
74 beyond gestational week 30 because of the risk of premature closure of the ductus
75 arteriosus. However, current evidence is largely conflicting regarding the safety of
76 gestational analgesic use both for the pregnancy and offspring health ⁶. Several
77 studies have reported increased risks for multiple adverse outcomes including
78 hypospadias, cryptorchidism, amniotic band defects and neural tube defects ⁷⁻¹¹,
79 whilst others have not found significant associations ¹²⁻¹⁷. Taken overall, this has led
80 to significant concern that postnatal health is adversely affected by maternal
81 analgesic use during pregnancy ¹⁸.

82 The use of small cohorts in the current epidemiological studies makes it difficult to
83 draw firm conclusions and definite recommendations ^{12,17,19,20}. There are other
84 aspects of analgesic use that have to be taken into account. Firstly, due to their
85 abundance, it is not always feasible to determine exact consumption rates and
86 dosage. Secondly, even though the mechanisms of action for most of these
87 compounds is not fully understood, most over-the-counter analgesics can diffuse
88 through the placenta and reach the developing fetus ²¹. Thirdly, maternal
89 pharmacokinetics during pregnancy are altered and there are limited pregnancy
90 safety data for these compounds.

91 Given the diversity in study population, methodology, sample size and findings in the
92 published studies, we conclude that more extensive data from larger cohorts are
93 essential in order to understand the risks over-the-counter analgesic use during
94 pregnancy pose to neonatal health and function. Here we address many limitations
95 of previous studies by analysing one of the largest cohorts, widest range of health
96 data and, pregnancy use of five over-the-counter analgesics consumed in
97 combination or separately. We report on the prevalence of maternal consumption of
98 five different over-the-counter analgesics during pregnancy and their associations
99 with offspring neonatal outcomes using a large cohort of 151,141 singleton
100 pregnancies spanning three decades of population-based data from a single
101 maternity hospital serving the entire population of Aberdeenshire in the North East of
102 Scotland.

103 **Materials and Methods**

104 This retrospective cohort study utilised data collected in the Aberdeen Maternity and
105 Neonatal Databank (AMND) in Aberdeen, UK on 151,141 pregnancies over a 30
106 year period (1985-2015). Details about AMND have been previously published ²².
107 Data were collected from medical notes of women retrospectively after delivery.
108 Women were specifically asked about their use of over-the-counter (non-
109 prescription) analgesics at their first antenatal clinic. Data were entered by dedicated
110 coding staff into a computerised database. Data validity was ensured via checking
111 completeness of data entry against NHS (UK National Health Service) returns
112 monthly and constant data cleaning and validation against case notes reported
113 quarterly by the Data Management team to the AMND Steering Committee. A
114 research protocol was submitted and approved by the AMND Steering Committee
115 before data extraction. Approval was received on 6 June 2018. The dataset was fully
116 anonymised, therefore there was no requirement for NHS ethics committee approval.

117 The main analysis considered consumption during pregnancy of at least one out of
118 five different analgesics: paracetamol (no; yes), ibuprofen (no; yes), naproxen (no;
119 yes), diclofenac (no; yes) or aspirin (no; yes) as the exposure group against no
120 analgesic consumption as the unexposed group. Then, three sub-group analyses
121 against the control group were performed using only paracetamol, only diclofenac, or
122 at least one analgesic from aspirin/naproxen/ibuprofen as exposure groups,
123 excluding pregnancies exposed to multiple analgesics at the same time. As 98.3% of
124 pregnancies using diclofenac were between 2005 and 2015, diclofenac sub-group
125 analysis only considered pregnancies during that time frame in order to rule out any
126 temporal effect.

127 The offspring outcomes compared between control and exposed groups were:
128 gestation at delivery (preterm <37 gestation weeks, term \geq 37 gestation weeks),
129 pregnancy outcome (livebirth, stillbirth, neonatal death), baby weight (low birth
130 weight (LBW) \leq 2,499 g, high birth weight (HBW) \geq 4,000 g, normal birth weight
131 (NBW) 2,500g-3,999 g), standardised birthweight score was considered as a
132 continuous variable as previously described by Campbell and colleagues²³, baby
133 admission to neonatal unit (no; yes), APGAR score at one and five minutes (<7, \geq 7),
134 cryptorchidism (no; yes) (ICD-10 code Q53), neural tube defects (no; yes) (ICD-10
135 code Q00-07), amniotic band defects (no; yes) (ICD-10 codes Q70-74), hypospadias
136 (no; yes) (ICD-10 code Q54), gastroschisis (no; yes) (ICD-10 code Q79.3). A
137 composite outcome (presence of at least one congenital anomaly (no; yes)) was
138 created using the variables neural tube defects, amniotic band defects, and
139 gastroschisis and, in males, cryptorchidism and hypospadias.

140 The baseline characteristics compared between exposed and unexposed
141 pregnancies were (reference category first): year of delivery (1985-1994, 1995-2004,
142 2005-2015), maternal age at delivery (20-25, <20, 26-35, >35 years), previous
143 pregnancy (no; yes), maternal body mass index (BMI) (normal weight 18.5-24.9
144 kg/m², underweight <18.5 kg/m², overweight 25-29.9 kg/m², obese \geq 30 kg/m²),
145 maternal first antenatal visit (1st, 2nd, 3rd trimester), maternal smoking status (non-
146 smoker, smoker, ex-smoker), Scottish Index of Multiple Deprivation (SIMD) decile (1-
147 6, 7-10, decreasing deprivation with increasing score), maternal hypertensive
148 disorders (no disorder, gestational hypertension, preeclampsia, eclampsia), maternal
149 antepartum haemorrhage (no haemorrhage, abruption, placental previa), type of
150 labour (spontaneous, elective caesarean section, induced), type of delivery
151 (spontaneous vaginal delivery, instrumental, caesarean section), analgesia during

152 labour (no; yes), baby presentation at delivery (occiput anterior, occiput posterior),
153 baby sex (female; male).

154

155 **Statistical Analysis**

156 Baseline characteristics were compared between exposed and unexposed
157 pregnancies to any analgesic using χ^2 test for categorical variables and t-test for
158 normally distributed continuous variables as appropriate. Relationships between
159 exposures and outcomes were examined by binary logistic regression for binary
160 outcome variables, multinomial logistic regression for nominal categorical outcome
161 variables, and multiple linear regression for continuous variables. The strength of
162 association was reported as odds ratios (ORs) with 95% confidence intervals (CI).
163 The socio-demographic characteristics that were likely to confound our exposure-to-
164 outcome path were identified using a directed acyclic graph (DAG) (Figure S1)²⁴.
165 Factors that were associated with consumption of over-the-counter analgesics during
166 pregnancy at 10% level of significance and deemed clinically relevant, were included
167 in the model as confounders. All outcomes were adjusted for year of delivery,
168 maternal age at delivery, SIMD and maternal first antenatal visit. In addition to these
169 confounders, individual outcomes were adjusted for relevant cofactors. Gestation at
170 delivery and pregnancy outcome were both additionally adjusted for maternal
171 hypertensive disorders and antepartum haemorrhage. Weight of the baby, neonatal
172 unit admission, cryptorchidism, neural tube defects, amniotic band defects,
173 hypospadias and gastroschisis variables were also adjusted for gestation at delivery.
174 APGAR score at one and five minutes were adjusted for type of delivery. A p-value
175 of less than 0.05 was considered statistically significant. All statistical analyses were

176 carried out using IBM SPSS Statistics version 25.0 (Released 2017. IBM SPSS
177 Statistics for Windows, Armonk, NY: IBM Corp.). R version 3.6.2 was used to
178 generate Figure 2.

179 **Results**

180 83.7% of women taking over-the-counter analgesics reported first trimester use
181 when specifically asked about use at their first antenatal clinic. Overall, from the total
182 151,141 pregnancies across 30 years in 107,143 (70.9%) pregnancies, no over-the-
183 counter analgesic consumption was reported. At least one over-the-counter
184 analgesic was consumed in 43,998 (29.1%) pregnancies, whereas paracetamol use
185 alone was reported in 24,099 (18.4%) pregnancies. Diclofenac use was observed in
186 20.0% of pregnancies in the 10-year period when diclofenac was available over-the-
187 counter (without prescription). Finally, at least one out of three analgesics (naproxen,
188 ibuprofen, aspirin) was consumed in 762 (0.7%) pregnancies (Figure 1).

189 Prevalence of use for all five analgesics increased dramatically over the 30-year
190 study period (1985-2015) (Figure 2). Percentage of pregnancies with consumption of
191 at least one analgesic increased from 1.8% in 1985 to 70.6% in 2015. Paracetamol
192 was consumed in 1.3% of pregnancies in 1985 and it continuously increased
193 reaching 42.2% in 2015. Naproxen, ibuprofen or aspirin consumption during
194 pregnancy was less prevalent (Figure 2A), however it also increased during the 30-
195 year study period, starting at 0.5% in 1985 and reaching 1.9% in 2015 (Figure 2B).
196 Diclofenac was consumed in very few pregnancies between 1985 (<0.01%) and
197 2005 (0.2%). Percentage of consumption, however, dramatically increased during
198 the next decade following deregulation of diclofenac, reaching 25.0% in just one year
199 (2006) and 45.6% of all pregnancies in 2015.

200 Table 1 compares the baseline characteristics between the unexposed group of
201 pregnancies where no analgesic was consumed and each of the exposure groups. In
202 most, but not all, comparisons across all four analyses, there was a statistically

203 significant difference ($p < 0.001$) for most variables. In the paracetamol sub-group
204 analysis, baby presentation at delivery ($p = 0.525$) and sex of the baby ($p = 0.861$) were
205 not significantly different between the groups. In the analysis considering
206 consumption of at least one analgesic from aspirin/naproxen/ibuprofen, again the
207 variables for baby presentation at delivery ($p = 0.093$) and sex of the baby ($p = 0.732$),
208 together with maternal smoking status ($p = 0.132$) and maternal antepartum
209 haemorrhage ($p = 0.434$) were not statistically different compared to the unexposed
210 group. All variables were statistically different between unexposed and exposed
211 groups for the main analysis and diclofenac sub-group analysis.

212 Table 2 summarises the comparison of neonatal outcomes between the unexposed
213 group (no analgesic at all) and the exposed groups of at least one analgesic, only
214 paracetamol and at least one out of aspirin/naproxen/ibuprofen. Comparison of
215 outcomes for the diclofenac sub-group analysis is shown in Table 3.

216

217 **All analgesics and neonatal outcomes**

218 As shown in Table 2, compared to unexposed pregnancies in which women did not
219 use any analgesic, pregnancies with consumption of at least one analgesic
220 (paracetamol, diclofenac, aspirin, naproxen, ibuprofen) were independently
221 associated with significantly higher odds for premature delivery (aOR=1.50, 95%CI
222 1.43-1.58), stillbirth (aOR=1.33, 95%CI 1.15-1.54), LBW (aOR=1.28, 95%CI 1.20-
223 1.37), HBW (aOR=1.09, 95%CI 1.05-1.13), baby admission to neonatal unit
224 (aOR=1.57, 95%CI 1.51-1.64), APGAR score < 7 at five minutes (aOR=1.48, 95%CI
225 1.35-1.62), neural tube defects (aOR=1.64, 95%CI 1.08-2.47) and hypospadias
226 (aOR=1.27, 95%CI 1.05-1.54) in adjusted analyses. Significantly decreased odds for

227 APGAR score <7 at one minute were found in the crude analysis (cOR=0.96, 95%CI
228 0.92-0.99), however when adjusted for year of delivery, maternal age at delivery,
229 SIMD, first gestational booking and type of delivery, the significance changed
230 direction showing significantly increased odds (aOR=1.18, 95%CI 1.13-1.23). A
231 significantly lower standardised birthweight score (aOR=0.046, 95%CI 0.032-0.059)
232 was found for the exposure group compared to no analgesic at all. Cryptorchidism
233 (aOR=0.92, 95%CI 0.77-1.11), amniotic band defects (aOR=1.02, 95%CI 0.71-1.47),
234 gastroschisis (aOR=1.10, 95%CI 0.56-2.20) and the composite outcome variable
235 (aOR=1.12, 95%CI 0.99-1.26), were all associated with increased odds in the
236 exposure group compared to not exposed, however the association was not
237 significant in the adjusted model. There was no significant association between
238 neonatal death and exposure to at least one analgesic in the crude analysis
239 (cOR=1.19, 95%CI 0.99-1.42), however there were significantly higher odds of
240 neonatal death in the adjusted analysis (aOR=1.56, 95%CI 1.27-1.93) in the
241 exposed group compared to control.

242

243 **Paracetamol and neonatal outcomes**

244 In the sub-group analysis considering only paracetamol consumption during
245 pregnancy as our exposure group, most of the associations reported in the main
246 analysis remained significant with the same direction of significance (Table 2). The
247 differences were: maternal paracetamol consumption during pregnancy was
248 associated with significantly decreased odds for offspring HBW (cOR=0.94, 95%CI
249 0.90-0.99) in the crude analysis however significance was lost in the adjusted model
250 (aOR=0.98, 95%CI 0.93-1.02), and there were no significant associations in the

251 adjusted models for neural tube defects (aOR=1.21, 95%CI 0.71-2.06) and
252 hypospadias (aOR=1.07, 95%CI 0.84-1.37).

253

254 **Aspirin/naproxen/ibuprofen and neonatal outcomes**

255 Consumption of at least one analgesic from aspirin, naproxen or ibuprofen during
256 pregnancy was compared against the same control group of pregnancies where no
257 analgesic was used (Table 2). Again, when comparing associations between groups
258 in this sub-group analysis and main analysis, fewer outcome variants showed similar
259 significance pattern. The only shared significant associations were for increased
260 odds for premature delivery (aOR=1.42, 95%CI 1.08-1.86), stillbirth (aOR=2.34,
261 95%CI 1.29-4.25) and baby admission to neonatal unit (aOR=1.54, 95%CI 1.22-
262 1.94) in the adjusted regression analyses.

263

264 **Diclofenac and neonatal outcomes**

265 In the sub-group analysis of pregnancies coinciding with non-prescription, over-the-
266 counter, availability of diclofenac (years 2005-2015) were considered, and outcomes
267 compared between the diclofenac group and no analgesic consumption group (Table
268 3). Compared to the main analysis, diclofenac consumption during pregnancy was
269 not significantly associated with premature delivery (aOR=1.10, 95%CI 0.99-1.22),
270 neonatal death (aOR=1.26, 95%CI 0.73-2.15) and APGAR score <7 in one minute
271 (aOR=0.93, 95%CI 0.83-1.04) in the adjusted models. Associations with APGAR
272 score <7 in five minutes (aOR=0.94, 95%CI 0.72-1.23), cryptorchidism (aOR=1.05,
273 95%CI 0.78-1.42), amniotic band defects (aOR=0.81, 95%CI 0.41-1.58) and
274 gastroschisis (aOR=2.93, 95%CI 0.97-8.88) were no longer significant in both crude

275 and adjusted analyses. Maternal consumption of diclofenac was independently
276 associated with a significant decrease in stillbirth (aOR=0.59, 95%CI 0.41-0.87). It is
277 also interesting to note that diclofenac was the only sub-group analysis agreeing with
278 the main analysis (exposure to at least one analgesic) on the significance of
279 exposure association with increased incidence of neural tube defects (aOR=3.62,
280 95%CI 1.95-6.74) and hypospadias (aOR=1.49, 95%CI 1.09-2.03) compared to
281 unexposed pregnancies in adjusted models.

282

283 **Discussion**

284 **Main Findings**

285 Consumption of paracetamol, ibuprofen, aspirin and naproxen during pregnancy,
286 either in combination or separately, was significantly associated with increased
287 premature delivery, stillbirth, neonatal death, LBW, abnormal standardised
288 birthweight score and more frequent admission to neonatal unit. Consumption of
289 paracetamol alone was further associated with higher odds for APGAR score <7 at
290 one and five minutes both in crude and adjusted analyses. There was a dramatic
291 increase in the frequency of over-the-counter (non-prescription) analgesic use in
292 pregnancies between 1985 and 2015, reaching 70.5% of women in the final decade
293 of our study. This means that our findings are applicable far beyond the percentage
294 (between 14% and 38%)²⁵ of pregnant women with underlying health deficits related
295 to the adverse outcomes we report here.

296

297 Diclofenac use increased steeply from 2005 (Figure 2A), which reflects the change in
298 Scottish legislation, leading to diclofenac becoming available without prescription in
299 that year. Diclofenac use was associated with fewer adverse outcomes but showed
300 increased risk of neural tube defects and hypospadias in male neonates.

301 Furthermore, and surprisingly, exposure to diclofenac only was associated with
302 significant decrease in the incidence of stillbirth. The reasons for such differences
303 between the changes in neonatal outcomes following diclofenac consumption
304 compared with those following use of the other NSAIDS are not clear. The proportion
305 of women using diclofenac, especially in the last 7 years of our study makes it highly
306 unlikely to be due to an underlying maternal condition and/or other compounds used

307 in combination (e.g. prescriptions) by women taking diclofenac. It is possible that the
308 drug could act directly on fetal development then this difference could also be due to
309 structural and/or mechanistic differences of the compound compared to the other
310 drugs. However, not enough is known about the specific mechanisms of action of the
311 different analgesics studied to conclude further. Overall, comparing our main
312 analysis with all three sub-analyses, it is evident that the most significant differences
313 were observed when paracetamol was taken with at least one other analgesic. This
314 is mostly due to the high number of pregnancies where paracetamol was used,
315 comprising almost 55% of the exposed cases in the main analysis.

316

317 **Strengths and Limitations**

318 A major strength of the present study is the large cohort of 151,141 pregnancies over
319 a 30-year study period from 1985 until 2015, using a robust data source AMND. This
320 is one of the largest cohorts used in studies examining the effects of analgesic use
321 during pregnancy. The dataset contains high quality and consistent data from the
322 geographically defined area of Aberdeen and surrounding district, in the North East
323 of Scotland, UK. In addition, as Aberdeen Maternity Hospital is the only maternity
324 hospital serving the area, over 95% of pregnancies in the area are included in the
325 dataset, considerably minimizing the risk for selection bias. We were able to analyse
326 maternal consumption data of the five most commonly used analgesics available
327 over-the-counter in the UK and most countries, which is not matched in the current
328 literature. The nature of our data allowed for the analysis of analgesics consumed
329 alone or in combination, unlike most existing studies, and this gives our study the
330 added strength of better reflecting real-life consumption patterns^{26,27}. We were able

331 to adjust for important confounding factors, relevant to each analysed outcome.

332 Adjustment for maternal deprivation also allowed us to further account for potential

333 unmeasured factors that can influence maternal and neonatal health, which is a

334 major strength of our analysis compared to most studies.

335 A potential concern was that women were probably using analgesics to treat some

336 inherent medical condition which in turn could have been the mediating factor for

337 adverse outcomes. However, since these medications are widely available without

338 prescription, this is unlikely to be a factor that affects the findings of this study. This

339 is especially the case during the “diclofenac analysis” covering 2005-2015, where

340 this study presents results on multiple neonatal outcomes for the given cohort. In this

341 way we offer a comprehensive approach to the exploration of associations with *in*

342 *utero* analgesic exposure rather than only focusing on a single outcome of interest.

343 Our data were based on medical notes; however, over-the-counter consumption is

344 self-reported, and details on the timing, dosage, product type (single-ingredient vs

345 combination) and administration type were not available in the database. Complete

346 case analyses were performed ignoring pregnancies with missing data in the

347 covariates, however due to the low number of missing data there is little chance that

348 this might have affected the validity of our results. Compared to our cohort size,

349 there were, overall, very few cases of cryptorchidism, neural tube defects, amniotic

350 band defects, hypospadias and gastroschisis, resulting in potentially underpowered

351 statistical analyses to detect a difference for these outcomes. Our study only

352 considered neonatal health outcomes and follow-up of the offspring was not

353 available at this time.

354

355 **Interpretation**

356 Previous literature has considered fewer outcomes with fewer analgesic
357 combinations compared to our study. Consistent with our results, increased risk of
358 preterm birth and miscarriage has been associated with analgesic consumption
359 during pregnancy²⁸⁻³¹, while others reported no associations with miscarriage,
360 stillbirth or preterm delivery^{20,28,29,32}. Similarly, increased risk for offspring
361 cryptorchidism, hypospadias, neural tube defects, amniotic band defects and
362 gastroschisis have been shown by many studies^{7-9,33-40}, although, again, a lack of
363 associations with major birth defects have been reported^{13-17,41,42}. Compared to our
364 analysis, all these studies used a smaller cohort, considered a shorter study time
365 and there was frequent disagreement with respect to the choices of adjusted
366 confounding factors. Another difference is that maternal questionnaires/interviews
367 were frequently the method of choice to evaluate maternal consumption. Some of
368 the studies reported increased risks for specific pregnancy trimesters which is
369 something our study could not evaluate. Differences in study design and adjustment
370 for different confounders might also account for the disagreement of our results that
371 provide a more accurate assessment. Our study is one of the largest in terms of
372 cohort size, duration, number of analgesics and range of outcomes included which
373 might also contribute to differences compared to other studies.

374 The literature currently reports conflicting evidence, limiting our ability for definite
375 decision-making. Over-the-counter analgesics are recommended to women by
376 healthcare professionals in order to deal with pregnancy symptoms and other
377 conditions. Policy-makers have taken a stand on the topic, either being reassuring
378 about over-the-counter use during pregnancy or recommending caution when
379 consumption is necessary⁴³⁻⁴⁶. Different compounds can affect the mother and the

380 fetus in a different way, and their combined use might worsen the risk for offspring ill
381 health. This study demonstrates the need for additional research, before the field can
382 be confidently directed towards one direction or the other.

383 Whether the associations we report result from flu, fever, rheumatological or
384 inflammatory conditions, and/or combination with other prescribed medications or
385 solely related to over-the-counter analgesics consumption is a matter of further
386 research. Underlying health conditions could well influence the outcomes we see in
387 this study, however, as these could be very different conditions it is biologically
388 unlikely that they are responsible for the effects we observe here. Our study
389 demonstrates an association of maternal over-the-counter analgesic consumption
390 during pregnancy with adverse neonatal offspring outcomes. Future collaborative
391 approaches such as an individual patient data meta-analysis that includes follow-up
392 data on long-term outcomes during childhood and adulthood would significantly
393 inform decision making. Going forward, uncovering the mechanisms of action and off
394 target effects will also provide a solid foundation for the development of pregnancy-
395 safe compounds. Finally, the findings present here suggest that diclofenac is
396 associated with fewer changes in risk for the more frequent adverse outcomes
397 although it is associated more with rarer, but severe, negative outcomes, including
398 neural tube defects. Diclofenac may have a lower risk for the main adverse neonatal
399 outcomes reported for paracetamol. However, it should be noted that our study is not
400 designed to specifically test differences in level of risk between the analgesics
401 included. Therefore, it should be emphasised that this does not mean that the
402 authors are stating that diclofenac is preferable to paracetamol.

403

404 **Conclusions**

405 Pain control is currently a therapeutic priority during pregnancy. Our findings of
406 increased risk of adverse health outcomes for the offspring following at least first
407 trimester maternal use of readily available over-the-counter analgesics are crucial to
408 information for the management of pain during pregnancy.

409

410 **Acknowledgements:** N/A

411 **Disclosure of interests:** Professor David Hay is a founder, director and shareholder
412 in Stemnovate Limited. The remaining authors have no interests to disclose.

413 **Contribution to Authorship:** AZ, SB and PAF contributed to the conception, design
414 and coordination of the research. EAR provided critical input in the design and
415 planning of statistical analysis. AZ conducted the statistical analysis and prepared
416 the manuscript, figures and tables. AZ, SB, PAF, RTM and DCH substantially
417 contributed to the analysis and interpretation of the work. All authors contributed to
418 critical discussion of intellectual content, development and review/approval of the
419 final manuscript version.

420 **Funding:** This work is supported by the Biotechnology and Biological Sciences
421 Research council (BBSRC) funding the lead author under the EASTBIO doctoral
422 training programme and to PAF, the EU Horizon 2020 project FREIA (Grant Number
423 825100). RTM is supported by MRC Centre for Reproductive Health Grant
424 MR/N022556/1. The funders had no role in study design, data collection, data
425 analysis, decision to publish, or manuscript preparation.

426 **Ethics Statement:** The AMND dataset used in this study was fully anonymised,
427 therefore there was no requirement for ethical approval. The North of Scotland
428 Research Ethics Service has devolved Caldicott approval to the Chair of the AMND
429 steering committee. Approval to access and analyse data was obtained from the
430 AMND steering Committee (AMND 004/2018).

431

432 **References**

- 433 1. Gendron M-P, Martin B, Oraichi D, Berard A. Health care providers' requests
434 to Teratogen Information Services on medication use during pregnancy and
435 lactation. *Eur J Clin Pharmacol*. 2009;65(5):523-531.
- 436 2. Mitchell AA, Gilboa SM, Werler MM, Kelley KE, Louik C, Hernández-Díaz S.
437 Medication use during pregnancy, with particular focus on prescription drugs:
438 1976-2008. *Am J Obstet Gynecol*. 2011;205(1):51.e1-51.e8.
- 439 3. Werler MM, Mitchell AA, Hernandez-Diaz S, Honein MA. Use of over-the-
440 counter medications during pregnancy. *Am J Obstet Gynecol*.
441 2005;193(3):771-777.
- 442 4. Glover DD, Amonkar M, Rybeck BF, Tracy TS. Prescription, over-the-counter,
443 and herbal medicine use in a rural, obstetric population. *Am J Obstet Gynecol*.
444 2003;188(4):1039-1045.
- 445 5. Lupattelli A, Spigset O, Twigg MJ, et al. Medication use in pregnancy: A cross-
446 sectional, multinational web-based study. *BMJ Open*. 2014;4(2).
- 447 6. Zafeiri A, Mitchell RT, Hay DC, Fowler PA. Over-the-counter analgesics during
448 pregnancy: a comprehensive review of global prevalence and offspring safety.
449 *Hum Reprod Update*. Published online October 29, 2020.
- 450 7. Lynberg MC, Khoury MJ, Lu X, Cocian T. Maternal flu, fever, and the risk of
451 neural tube defects: A population-based case-control study. *Am J Epidemiol*.
452 1994;140(3):244-255.
- 453 8. Werler MM, Louik C, Mitchell AA. Epidemiologic analysis of maternal factors
454 and amniotic band defects. *Birth Defects Res Part A - Clin Mol Teratol*.

- 455 2003;67(1):68-72.
- 456 9. Snijder CA, Kortenkamp A, Steegers EAP, et al. Intrauterine exposure to mild
457 analgesics during pregnancy and the occurrence of cryptorchidism and
458 hypospadias in the offspring: The Generation R Study. *Hum Reprod.*
459 2012;27(4):1191-1201.
- 460 10. Lind JN, Tinker SC, Broussard CS, et al. Maternal medication and herbal use
461 and risk for hypospadias: Data from the National Birth Defects Prevention
462 Study, 1997-2007. *Pharmacoepidemiol Drug Saf.* 2013;22(7):783-793.
- 463 11. Interrante JD, Ailes EC, Lind JN, et al. Risk comparison for prenatal use of
464 analgesics and selected birth defects, National Birth Defects Prevention Study
465 1997–2011. *Ann Epidemiol.* 2017;27(10):645-653.e2.
- 466 12. Philippat C, Gorgis-Allemand L, Chevrier C, et al. Analgesics during pregnancy
467 and undescended testis. *Epidemiology.* 2011;22(5):747-749.
- 468 13. Hernandez RK, Werler MM, Romitti P, Sun L, Anderka M. Nonsteroidal
469 antiinflammatory drug use among women and the risk of birth defects. In:
470 *American Journal of Obstetrics and Gynecology.* Vol 206. Mosby Inc.;
471 2012:228.e1-228.e8.
- 472 14. Cassina M, De Santis M, Cesari E, et al. First trimester diclofenac exposure
473 and pregnancy outcome. *Reprod Toxicol.* 2010;30(3):401-404.
- 474 15. Padberg S, Tissen-Diabaté T, Dathe K, et al. Safety of diclofenac use during
475 early pregnancy: A prospective observational cohort study. *Reprod Toxicol.*
476 2018;77:122-129.
- 477 16. van Gelder MMHJ, Roeleveld N, Nordeng H. Exposure to non-steroidal anti-

- 478 inflammatory drugs during pregnancy and the risk of selected birth defects: A
479 prospective cohort study. *PLoS One*. 2011;6(7).
- 480 17. Dathe K, Fietz AK, Pritchard LW, et al. No evidence of adverse pregnancy
481 outcome after exposure to ibuprofen in the first trimester – Evaluation of the
482 national Embryotox cohort. *Reprod Toxicol*. 2018;79:32-38.
- 483 18. Pariente G, Leibson T, Carls A, Adams-Webber T, Ito S, Koren G. Pregnancy-
484 Associated Changes in Pharmacokinetics: A Systematic Review. Chappell LC,
485 ed. *PLoS Med*. 2016;13(11):e1002160.
- 486 19. McElhatton PR, Sullivan FM, Volans GN. Paracetamol overdose in pregnancy
487 analysis of the outcomes of 300 cases referred to the teratology information
488 service. *Reprod Toxicol*. 1997;11(1):85-94.
- 489 20. Kozer E, Costei AM, Boskovic R, Nulman I, Nikfar S, Koren G. Effects of
490 aspirin consumption during pregnancy on pregnancy outcomes: Meta-analysis.
491 *Birth Defects Res Part B - Dev Reprod Toxicol*. 2003;68(1):70-84.
- 492 21. Nitsche JF, Patil AS, Langman LJ, et al. Transplacental Passage of
493 Acetaminophen in Term Pregnancy. *Am J Perinatol*. 2017;34(6):541-543.
- 494 22. Ayorinde AA, Wilde K, Lemon J, Campbell D, Bhattacharya S. Data resource
495 profile: The Aberdeen Maternity and Neonatal Databank (AMND). *Int J*
496 *Epidemiol*. 2016;45(2):389-394.
- 497 23. Campbell D, Hall M, Lemon J, Carr-Hill R, Pritchard C, Samphier M. Clinical
498 birthweight standards for a total population in the 1980s. *BJOG An Int J Obstet*
499 *Gynaecol*. 1993;100(5):436-445.
- 500 24. Textor J, van der Zander B, Gilthorpe MS, Liśkiewicz M, Ellison GT. Robust

- 501 causal inference using directed acyclic graphs: The R package “dagitty.” *Int J*
502 *Epidemiol.* 2016;45(6):1887-1894.
- 503 25. Royal College of Obstetricians and Gynaecologists. RCOG review clarifies
504 pain relief options for women during pregnancy and breastfeeding. Published
505 2018. [https://www.rcog.org.uk/en/news/new-rcog-review-clarifies-pain-relief-](https://www.rcog.org.uk/en/news/new-rcog-review-clarifies-pain-relief-options-for-women-during-pregnancy-and-breastfeeding/)
506 [options-for-women-during-pregnancy-and-breastfeeding/](https://www.rcog.org.uk/en/news/new-rcog-review-clarifies-pain-relief-options-for-women-during-pregnancy-and-breastfeeding/)
- 507 26. Sarganas G, Buttery AK, Zhuang W, et al. Prevalence, trends, patterns and
508 associations of analgesic use in Germany. *BMC Pharmacol Toxicol.*
509 2015;16(1).
- 510 27. Hider-Mlynarz K, Cavalié P, Maison P. Trends in analgesic consumption in
511 France over the last 10 years and comparison of patterns across Europe. *Br J*
512 *Clin Pharmacol.* 2018;84(6):1324-1334.
- 513 28. Rebordosa C, Kogevinas M, Bech BH, Sørensen HT, Olsen J. Use of
514 acetaminophen during pregnancy and risk of adverse pregnancy outcomes. *Int*
515 *J Epidemiol.* 2009;38(3):706-714.
- 516 29. Nielsen GL, Sørensen HT, Larsen H, Pedersen L. Risk of adverse birth
517 outcome and miscarriage in pregnant users of non-steroidal anti-inflammatory
518 drugs: Population based observational study and case-control study. *Br Med J.*
519 2001;322(7281):266-270.
- 520 30. Czeizel AE, Dudá I, Puhó E. Short-term paracetamol therapy during pregnancy
521 and a lower rate of preterm birth. *Paediatr Perinat Epidemiol.* 2005;19(2):106-
522 111.
- 523 31. Li Z, Ren A, Liu J, et al. Maternal flu or fever, medication use, and neural tube

- 524 defects: A population-based case-control study in northern China. *Birth*
525 *Defects Res Part A - Clin Mol Teratol.* 2007;79(4):295-300.
- 526 32. Pastore LM, Hertz-Picciotto I, Beaumont JJ. Risk of stillbirth from medications,
527 illnesses and medical procedures. *Paediatr Perinat Epidemiol.* 1999;13(4):421-
528 430.
- 529 33. Kozer E, Nikfar S, Costei A, Boskovic R, Nulman I, Koren G. Aspirin
530 consumption during the first trimester of pregnancy and congenital anomalies:
531 A meta-analysis. *Am J Obstet Gynecol.* 2002;187(6):1623-1630.
- 532 34. Kristensen DM, Hass U, Lesn L, et al. Intrauterine exposure to mild analgesics
533 is a risk factor for development of male reproductive disorders in human and
534 rat. *Hum Reprod.* 2011;26(1):235-244.
- 535 35. Jensen MS, Rebordosa C, Thulstrup AM, et al. Maternal use of
536 acetaminophen, ibuprofen, and acetylsalicylic acid during pregnancy and risk
537 of cryptorchidism. *Epidemiology.* 2010;21(6):779-785.
- 538 36. Correy JF, Newman NM, Collins JA, Burrows EA, Burrows RF, Curran JT. Use
539 of prescription drugs in the first trimester and congenital malformations. *Aust N*
540 *Z J Obs Gynaecol.* 1991;31(4):340-344.
- 541 37. Lind DV, Main KM, Kyhl HB, et al. Maternal use of mild analgesics during
542 pregnancy associated with reduced anogenital distance in sons: A cohort
543 study of 1027 mother-child pairs. *Hum Reprod.* 2017;32(1):223-231.
- 544 38. Werler MM, Mitchell AA, Shapiro S. First trimester maternal medication use in
545 relation to gastroschisis. *Teratology.* 1992;45(4):361-367.
- 546 39. Torfs CP, Katz EA, Bateson TF, Lam PK, Curry CJR. Maternal medications

- 547 and environmental exposures as risk factors for gastroschisis. *Teratology*.
548 1996;54(2):84-92.
- 549 40. M. Werler M, Sheehan JE, Mitchell AA. Maternal medication use and risks of
550 gastroschisis and small intestinal atresia. *Am J Epidemiol*. 2002;155(1):26-31.
- 551 41. Slone D, Heinonen OP, Kaufman DW, Siskind V, Monson RR, Shapiro S.
552 ASPIRIN AND CONGENITAL MALFORMATIONS. *Lancet*.
553 1976;307(7974):1373-1375.
- 554 42. Shaw GM, Todoroff K, Velie EM, Lammer EJ. Maternal illness, including fever,
555 and medication use as risk factors for neural tube defects. *Teratology*.
556 1998;57(1):1-7.
- 557 43. Mosley II JF, Smith LL, Dezan MD. An overview of upcoming changes in
558 pregnancy and lactation labeling information. *Pharm Pract (Granada)*.
559 2015;13(2):605.
- 560 44. SMFM (Society for Maternal-Fetal Medicine Publications Committee). Prenatal
561 acetaminophen use and outcomes in children. *Am J Obstet Gynecol*.
562 2017;216(3):B14-B15.
- 563 45. Bisson DL, Newell SD, Laxton C. Antenatal and Postnatal Analgesia: Scientific
564 Impact Paper No. 59. *BJOG An Int J Obstet Gynaecol*. 2018;(59).
- 565 46. RCOG. RCOG review clarifies pain relief options for women during pregnancy
566 and breastfeeding. Published 2018. [https://www.rcog.org.uk/en/news/new-rcog-review-clarifies-pain-relief-options-for-women-during-pregnancy-and-](https://www.rcog.org.uk/en/news/new-rcog-review-clarifies-pain-relief-options-for-women-during-pregnancy-and-breastfeeding/)
567 [breastfeeding/](https://www.rcog.org.uk/en/news/new-rcog-review-clarifies-pain-relief-options-for-women-during-pregnancy-and-breastfeeding/)
568
569

Table 1. Comparison of baseline characteristics between exposed (use of analgesics) and unexposed (no analgesic use) groups of pregnancies (P values <0.05 shown in bold).

Baseline Characteristics	No analgesic (n=107,143) n (%)	At least one analgesic (n=43,998) n (%)	P value [†]	Paracetamol (n=24,099) n (%)	P value [†]	Ibuprofen/ Aspirin/ Naproxen (n=762) n (%)	P value [†]	No analgesic 2005-2015 (n=20,544) n (%)	Diclofenac 2005-2015 (n=10,291) n (%)	P value [‡]	
Year of delivery											
1985-1994	50,152 (46.8)	5,737 (13.0)	<0.001	5,390 (22.4)	<0.001	213 (28.0)	<0.001	n/a	n/a	<0.001	
1995-2004	36,447 (34.0)	7,263 (16.5)		6,571 (27.3)		321 (42.1)		n/a	n/a		
2005-2015 / 2005-2009 *	20,544 (19.2) n/a	30,998 (70.5) n/a		12,138 (50.4) n/a		228 (29.9) n/a		n/a	11,105 (54.1)		4,021 (39.1)
2010-2015 *	n/a	n/a		n/a		n/a		9,439 (45.9)	6,270 (60.9)		
Maternal age at delivery											
Younger than 20	9,236 (8.6)	3,834 (8.7)	<0.001	2,936 (12.2)	<0.001	34 (4.5)	<0.001	1,286 (6.3)	311 (3.0)	<0.001	
20-25	24,249 (22.6)	8,700 (19.8)		5,932 (24.6)		113 (14.8)		3,436 (16.7)	1,152 (11.2)		
26-35	63,499 (59.3)	25,367 (57.7)		12,896 (53.5)		464 (60.9)		12,664 (61.1)	6,628 (64.4)		
Older than 35	10,159 (9.5)	6,097 (13.9)		2,335 (9.7)		151 (19.8)		3,158 (15.4)	2,200 (21.4)		
Previous Parity											
Nulliparity (0)	48,684 (45.4)	23,353 (53.1)	<0.001	12,510 (51.9)	<0.001	300 (39.4)	0.004	8,336 (40.6)	5,004 (48.6)	<0.001	
Multiparity (1-11)	58,457 (54.6)	20,639 (46.9)		11,587 (48.1)		462 (60.6)		12,206 (59.4)	5,284 (51.4)		
Missing	2 (<0.1)§	6 (<0.1)§		2 (<0.1)§		0 (0.0)§		2 (<0.1)§	3 (<0.1)§		
Maternal BMI											
Underweight (<18.5)	1,998 (2.4)	869 (2.2)	<0.001	545 (2.6)	<0.001	10 (1.5)	0.007	492 (2.7)	174 (1.9)	<0.001	
Normal weight (18.5-24.9)	50,127 (60.8)	18,958 (48.8)		10,486 (50.5)		361 (55.)		10,239 (55.2)	4,671 (50.0)		
Overweight (25.0-29.9)	20,500 (24.9)	10,960 (28.2)		5,733 (27.6)		192 (29.5)		4,930 (26.6)	2,630 (28.1)		
Obese (< 30.0)	9,773 (11.9)	8,046 (20.7)		3,995 (19.2)		88 (13.5)		2,881 (15.5)	1,871 (20.0)		
Missing data	24,745 (23.1)§	5,165 (11.7)§		3,340 (13.9)§		111 (14.6)§		2,002 (9.7)§	945 (9.2)§		

Gestation weeks at earliest antenatal visit										
1 st Trimester	69,896 (65.4)	36,789 (83.7)	<0.001	19,075 (79.2)	<0.001	569 (75.0)	<0.001	18,155 (88.4)	9,185 (89.4)	0.036
2 nd Trimester	29,269 (27.4)	5,791 (13.2)		4,117 (17.1)		166 (21.9)		1,770 (8.6)	829 (8.1)	
3 rd Trimester	7,741 (7.2)	1,376 (3.1)		890 (3.7)		24 (3.2)		605 (2.9)	264 (2.6)	
Missing	237 (0.2)§	42 (0.1)§		17 (0.1)§		3 (0.4)§		14 (0.1)§	13 (0.1)§	
Maternal smoking Status										
Unknown	6,505 (6.1)§	819 (1.9)§	<0.001	500 (2.1)§	<0.001	32 (4.2)§	0.132	448 (2.2)§	155 (1.5)§	<0.001
Ex-smoker	5,952 (5.6)	3,363 (7.6)		1,923 (8.1)		35 (4.8)		1,427 (7.1)	660 (6.5)	
Non-smoker	70,319 (69.9)	31,421 (72.8)		15,755 (66.8)		534 (73.2)		15,525 (77.3)	8,368 (82.6)	
Smoker	24,367 (24.2)	8,395 (19.4)		5,921 (25.1)		161 (22.2)		3,144 (15.6)	1,108 (10.9)	
Maternal SIMD Decile										
Least Deprived (7-10)	65,227 (61.8)	25,192 (57.9)	<0.001	12,807 (53.8)	<0.001	501 (66.3)	0.012	12,806 (62.9)	6,714 (66.1)	<0.001
Most Deprived (1-6)	40,321 (38.2)	18,289 (42.1)		11,017 (46.2)		255 (33.7)		7,564 (37.1)	3,442 (33.9)	
Missing	1,595 (1.5)§	517 (1.2)§		275 (1.1)§		6 (0.8)§		174 (0.8)§	135 (1.3)§	
Maternal hypertensive disorders										
None	91,276 (85.2)	35,529 (80.8)	<0.001	18,635 (77.3)	<0.001	636 (83.5)	0.001	18,851 (91.8)	9,273 (90.1)	<0.001
Gestational Hypertension	13,029 (12.2)	5,501 (12.5)		3,584 (14.9)		88 (11.5)		1,165 (5.7)	690 (6.7)	
Preeclampsia	2,780 (2.6)	2,941 (6.7)		1,861 (7.7)		38 (5.0)		523 (2.5)	324 (3.1)	
Eclampsia	58 (0.1)	27 (0.1)		19 (0.1)		0 (0.0)		5 (<0.1)	4 (<0.1)	
Maternal antepartum haemorrhage										
No haemorrhage	97,527 (91.0)	37,673 (85.6)	<0.001	20,306 (84.3)	<0.001	684 (89.8)	0.434	18,549 (90.3)	9,244 (89.8)	<0.001
Abruption	697 (0.7)	468 (1.1)		221 (0.9)		8 (1.0)		103 (0.5)	106 (1.0)	
Placenta previa	308 (0.3)	368 (0.8)		152 (0.6)		2 (0.3)		23 (0.1)	114 (1.1)	
Unspecified	8,611 (8.0)	5,489 (12.5)		3,420 (14.2)		68 (8.9)		1,869 (9.1)	827 (8.0)	
Type of labour										
Elective Caesarean Section	5,967 (5.6)	6,925 (15.7)	<0.001	1,384 (5.7)	<0.001	67 (8.8)	<0.001	616 (3.0)	3,843 (37.3)	<0.001
Induced	24,120 (22.5)	16,276 (37.0)		10,067 (41.8)		228 (29.9)		3,895 (19.0)	1,998 (19.4)	
Spontaneous	77,056 (71.9)	20,797 (47.3)		12,648 (52.5)		467 (61.3)		16,033 (78.0)	4,450 (43.2)	

Type of delivery										
Spontaneous vaginal delivery (SVD)	75,027 (70.1)	19,287 (43.8)	<0.001	15,983 (66.3)	<0.001	496 (65.2)	0.003	16,398 (79.8)	1,403 (13.6)	<0.001
Instrumental	15,409 (14.4)	8,107 (18.4)		4,043 (16.8)		120 (15.8)		2,546 (12.4)	1,927 (18.7)	
Caesarean Section	15,566 (14.5)	16,351 (37.2)		3,879 (16.1)		141 (18.5)		1,509 (7.3)	6,937 (67.4)	
Other	1,096 (1.0)	247 (0.6)		191 (0.8)		4 (0.5)		89 (0.4)	24 (0.2)	
Missing	45 (<0.1)§	6 (<0.1)§		3 (<0.1)§		1 (0.1)§		2 (<0.1)§	0 (0.0)§	
Analgesia during labour										
No	105,176 (98.2)	36,117 (82.1)	<0.001	20,974 (87.0)	<0.001	729 (95.7)	<0.001	19,915 (96.9)	8,235 (80.0)	<0.001
Yes	1,967 (1.8)	7,881 (17.9)		3,125 (13.0)		33 (4.3)		629 (3.1)	2,056 (20.0)	
Baby presentation at delivery										
Occiput anterior	11,571 (10.8)	8,152 (18.6)	<0.001	2,636 (11.0)	0.525	68 (8.9)	0.093	1,401 (6.8)	2,967 (28.9)	<0.001
Occiput posterior	95,352 (89.2)	35,745 (81.4)		21,409 (89.0)		694 (91.1)		19,100 (93.2)	7,306 (71.1)	
Missing	220 (0.2)§	101 (0.2)§		54 (0.2)§		0 (0.0)§		43 (0.2)§	18 (0.2)§	
Sex of baby										
Female	52,265 (48.8)	21,139 (48.0)	0.010	11,739 (48.7)	0.861	367 (48.2)	0.732	10,124 (49.3)	4,907 (47.7)	0.008
Male	54,866 (51.2)	22,852 (51.9)		12,354 (51.3)		395 (51.8)		10,417 (50.7)	5,384 (52.3)	
Missing	12 (<0.1)§	7 (<0.1)§		6 (<0.1)§		0 (0.0)§		3 (<0.1)§	0 (0.0)§	

570 n/a, not applicable; n, number of pregnancies

571 *Only applicable to Diclofenac 2005-2015 analysis

572 †p value in comparison to the first (“No analgesic”) column

573 ‡p value in comparison to “No analgesic 2005-2015” control column

574 §Percentage of missing data on total, not included in the analysis

Table 2. Regression analysis of offspring outcomes between control (no analgesic) and groups exposed to at least one analgesic, only paracetamol, and at least one from ibuprofen, aspirin, naproxen.

Outcomes	No analgesic (n=107,143) n (%)	At least one analgesic (n=43,998) n (%)	Crude OR (CI 95%)	Adjusted OR (95% CI)	Paracetamol (n=24,099) n (%)	Crude OR (95% CI)	Adjusted OR (95% CI)	Ibu/Asp/Na pr (n=762) n (%)	Crude OR (95% CI)	Adjusted OR (95% CI)
Gestation at delivery (weeks)										
>=37	100,879 (94.2)	39,838 (90.5)	1.00	1.00	21,589 (89.6)	1.00	1.00	697 (91.5)	1.00	1.00
<37	6,264 (5.8)	4,160 (9.5)	1.68 (1.61-1.75)	1.50 (1.43-1.58)^a	2,510 (10.4)	1.87 (1.78-1.97)	1.56 (1.48-1.65)^a	65 (8.5)	1.50 (1.16-1.94)	1.42 (1.08-1.86)^a
Pregnancy outcome										
Livebirth	105,949 (98.9)	43,407 (98.7)	1.00	1.00	23,704 (98.4)	1.00	1.00	747 (98.0)	1.00	1.00
Stillbirth	803 (0.7)	405 (0.9)	1.23 (1.09-1.39)	1.33 (1.15-1.54)^a	275 (1.1)	1.53 (1.33-1.76)	1.52 (1.30-1.77)^a	13 (1.7)	2.30 (1.32-3.99)	2.34 (1.29-4.25)^a
Neonatal Death	373 (0.3)	182 (0.4)	1.19 (0.99-1.42)	1.56 (1.27-1.93)^a	117 (0.5)	1.40 (1.14-1.73)	1.56 (1.24-1.96)^a	2 (0.3)	0.76 (0.19-3.06)	0.93 (0.23-3.74) ^a
Missing	18 (<0.1)	4 (<0.1)	n/a	n/a	3 (<0.1)	n/a	n/a	0 (0.0)	n/a	n/a
Weight of baby (grams)										
NBW	87,966 (82.1)	34,555 (78.6)	1.00	1.00	19,163 (79.5)	1.00	1.00	605 (79.5)	1.00	1.00
LBW	5,910 (5.5)	3,571 (8.1)	1.54 (1.47-1.61)	1.28 (1.20-1.37)^b	2,213 (9.2)	1.72 (1.63-1.81)	1.60 (1.51-1.69)^b	59 (7.7)	1.45 (1.11-1.90)	1.29 (0.91-1.83) ^b
HBW	13,233 (12.4)	5,863 (13.3)	1.13 (1.09-1.17)	1.09 (1.05-1.13)^b	2,720 (11.3)	0.94 (0.90-0.99)	0.98 (0.93-1.02) ^b	97 (12.7)	1.07 (0.86-1.32)	0.99 (0.80-1.24) ^b
Missing	34 (<0.1)	9 (<0.1)	n/a	n/a	3 (<0.1)	n/a	n/a	1 (0.1)	n/a	n/a
Standardised Birthweight Score										
Mean (SD)	0.001 (0.003)	-0.002 (0.065)	0.03 (0.02-0.04)	0.046 (0.032-0.059)^c	0.001 (0.991)	-0.04 (-0.058- -0.029)	-0.014 (-0.029-0.001)^c	0.046 (0.038)	0.045 (-0.029-0.119)	0.049 (-0.025-0.123)^c
Admitted to neonatal unit										
No	62,378 (58.2)	32,391 (73.6)	1.00	1.00	16,342 (67.8)	1.00	1.00	480 (63.0)	1.00	1.00
Yes	11,011 (10.3)	7,448 (16.9)	1.30 (1.26-1.35)	1.57 (1.51-1.64)^b	3,956 (16.4)	1.37 (1.32-1.43)	1.45 (1.38-1.53)^b	117 (15.4)	1.38 (1.13-1.69)	1.54 (1.22-1.94)^b
Missing	33,754 (31.5)	4,159 (9.5)	n/a	n/a	3,801 (15.8)	n/a	n/a	762 (21.7)	n/a	n/a
APGAR score at 1 min										
Normal	92,217 (86.1)	38,224 (86.9)	1.00	1.00	20,593 (85.5)	1.00	1.00	659 (86.5)	1.00	1.00
<7	14,335 (13.4)	5,674 (12.9)	0.96 (0.92-0.99)	1.18 (1.13-1.23)^d	3,437(14.3)	1.07 (1.03-1.12)	1.23 (1.18-1.28)^d	101 (13.3)	0.99 (0.80-1.22)	1.07 (0.86-1.32) ^d
Missing	591 (0.6)	100 (0.2)	n/a	n/a	69 (0.3)	n/a	n/a	2 (0.3)	n/a	n/a
APGAR score at 5 min										
Normal	104,292 (97.3)	42,730 (97.1)	1.00	1.00	23,334 (96.8)	1.00	1.00	738 (96.9)	1.00	1.00
<7	2,216 (2.1)	1,163 (2.6)	1.28 (1.19-1.38)	1.48 (1.35-1.62)^d	690 (2.9)	1.39 (1.28-1.52)	1.53 (1.40-1.68)^d	21 (2.8)	1.34 (0.87-2.07)	1.52 (0.97-2.36) ^d
Missing	635 (0.6)	105 (0.2)	n/a	n/a	75 (0.3)	n/a	n/a	3 (0.4)	n/a	n/a
Cryptorchidism (only males included)										
No	54,509 (99.3)	22,616 (99.0)	1.00	1.00	12,247 (99.1)	1.00	1.00	394 (99.4)	1.00	1.00
Yes	357 (0.7)	236 (1.0)	1.59 (1.35-1.88)	0.92 (0.77-1.11) ^b	107 (0.9)	1.33 (1.07-1.66)	0.87 (0.69-1.09) ^b	1 (0.3)	0.39 (0.05-2.77)	0.28 (0.04-1.98) ^b
Neural Tube Defects										

No	107,093 (99.9)	43,928 (99.8)	1.00	1.00	24,077 (99.9)	1.00	1.00	762 (100)	1.00	1.00
Yes	50 (0.1)	70 (0.2)	3.41 (2.37-4.91)	1.64 (1.08-2.47)^b	22 (0.1)	1.96 (1.19-3.23)	1.21 (0.71-2.06) ^b	0 (0.0)	n/a	n/a
Amniotic Band Defects										
No	107,053 (99.9)	43,936 (99.9)	1.00	1.00	24,070 (99.9)	1.00	1.00	760 (99.7)	1.00	1.00
Yes	90 (0.1)	62 (0.1)	1.68 (1.21-2.32)	1.02 (0.71-1.47) ^b	29 (0.1)	1.43 (0.94-2.18)	0.98 (0.63-1.52) ^b	2 (0.3)	3.13 (0.77-12.73)	2.29 (0.56-9.37) ^b
Hypospadias (only males included)										
No	54,607 (99.5)	22,600 (98.9)	1.00	1.00	12,258 (99.2)	1.00	1.00	390 (98.7)	1.00	1.00
Yes	259 (0.3)	252 (1.1)	2.35 (1.98-2.80)	1.27 (1.05-1.54)^b	96 (0.8)	1.65 (1.31-2.09)	1.07 (0.84-1.37) ^b	5 (1.3)	2.70 (1.11-6.59)	1.91 (0.78-4.68) ^b
Gastroschisis										
No	107,120 (99.9)	43,979 (99.9)	1.00	1.00	24,089 (99.9)	1.00	1.00	762(100)	1.00	1.00
Yes	23 (0.1)	19 (0.1)	2.01 (1.10-3.70)	1.10 (0.56-2.20) ^b	10 (0.1)	1.93 (0.92-4.06)	0.99 (0.45-2.21) ^b	0 (0.0)	n/a	n/a
At least one outcome*										
No	106,367 (99.3%)	43,363 (98.6%)	1.00	1.00	23,835 (98.9%)	1.00	1.00	754 (99.0%)	1.00	1.00
Yes	776 (0.7%)	635 (1.4%)	2.01 (1.81-2.23)	1.12 (0.99-1.26) ^b	264 (1.1%)	1.52 (1.32-1.75)	0.97 (0.84-1.13) ^b	8 (1.0%)	1.45 (0.72-2.93)	1.11 (0.55-2.23) ^b

575 n/a, not applicable; n, number of pregnancies

576 ^a Adjusted for year of delivery, maternal age at delivery, SIMD, first gestational booking, maternal hypertensive disorders, maternal antepartum

577 haemorrhage

578 ^b Adjusted for year of delivery, maternal age at delivery, SIMD, first gestational booking, gestation at delivery

579 ^c Adjusted for year of delivery, maternal age at delivery, SIMD, first gestational booking

580 ^d Adjusted for year of delivery, maternal age at delivery, SIMD, first gestational booking, type of delivery

581 *Including cryptorchidism, neural tube defects, amniotic band defects, hypospadias, gastroschisis

Table 3. Sub-group regression analysis between control pregnancies and exposed to diclofenac.

Outcomes	No analgesic (n=20,544) n (%)	Diclofenac 2005-2015 (n=10,291) n (%)	Crude OR (CI 95%)	Adjusted OR (CI 95%)
Gestation at delivery (weeks)				
>=37	19,407 (94.5%)	9,640 (93.7%)	1.00	1.00
<37	1,137 (5.5%)	651 (6.3%)	1.15 (1.04, 1.27)	1.10 (0.99, 1.22) ^a
Pregnancy outcome				
Livebirth	20,393 (99.3%)	10,227 (99.4%)	1.00	1.00
Stillbirth	116 (0.5%)	39 (0.4%)	0.67 (0.47, 0.96)	0.59 (0.41, 0.87)^a
Neonatal Death	35 (0.2%)	25 (0.2%)	1.42 (0.85, 2.38)	1.26 (0.73, 2.15) ^a
Weight of baby (grams)				
NBW	16,869 (82.1%)	8,116 (78.9%)	1.00	1.00
LBW	965 (4.7%)	572 (5.6%)	1.23 (1.11, 1.37)	1.22 (1.07, 1.40)^b
HBW	2,707 (13.2%)	1,600 (15.5%)	1.23 (1.15, 1.31)	1.21 (1.13, 1.29)^b
Missing	3 (0.0%)	3 (0.0%)		
Standardised Birthweight Score				
	-0.039 (0.959)	0.132 (1.036)	0.171 (0.145, 0.197)	0.167 (0.141, 0.193)^c
Admitted to neonatal unit				
No	18,224 (88.7%)	8,747 (85.0%)	1.00	1.00
Yes	2,175 (10.6%)	1,492 (14.5%)	1.43 (1.33, 1.53)	1.46 (1.35, 1.58)^b
Missing	145 (0.7%)	52 (0.5%)		
APGAR score at 1 min				
Normal	18,709 (91.1%)	9,350 (90.9%)	1.00	1.00
<7	1,658 (8.1%)	924 (9.0%)	1.12 (1.03, 1.21)	0.93 (0.83, 1.04) ^d
Missing	177 (0.9%)	17 (0.2%)		
APGAR score at 5 min				
Normal	20,065 (97.7%)	10,096 (98.1%)	1.00	1.00
<7	302 (1.5%)	177 (1.7%)	0.86 (0.71, 1.04)	0.94 (0.72, 1.23) ^d
Missing	177 (0.9%)	18 (0.2%)		
Cryptorchidism (only males included)				
No	10,284 (98.7%)	5,314 (98.7%)	1.00	1.00
Yes	133 (1.3%)	70 (1.3%)	1.02 (0.76, 1.36)	1.05 (0.78, 1.42) ^b
Neural Tube Defects				
No	20,527 (99.9%)	10,263 (99.7%)	1.00	1.00
Yes	17 (0.1%)	28 (0.3%)	3.29 (1.80, 6.02)	3.62 (1.95, 6.74)^b
Amniotic Band Defects				
No	20,514 (99.9%)	10,277 (99.9%)	1.00	1.00
Yes	30 (0.1%)	14 (0.1%)	0.93 (0.49, 1.76)	0.81 (0.41, 1.58) ^b
Hypospadias (only males included)				
No	10,317 (99.0%)	5,308 (98.6%)	1.00	1.00
Yes	100 (1.0%)	76 (1.4%)	1.48 (1.09, 1.99)	1.49 (1.09, 2.03)^b
Gastroschisis				
No	20,538 (99.9%)	10,284 (99.9%)	1.00	1.00
Yes	6 (0.1%)	7 (0.1%)	2.33 (0.78, 6.94)	2.93 (0.97, 8.88) ^b
At least one outcome*				
No	20,258 (98.6%)	10,097 (98.1%)	1.00	1.00
Yes	286 (1.4%)	194 (1.9%)	1.36 (1.13, 1.64)	1.38 (1.15, 1.67)^b

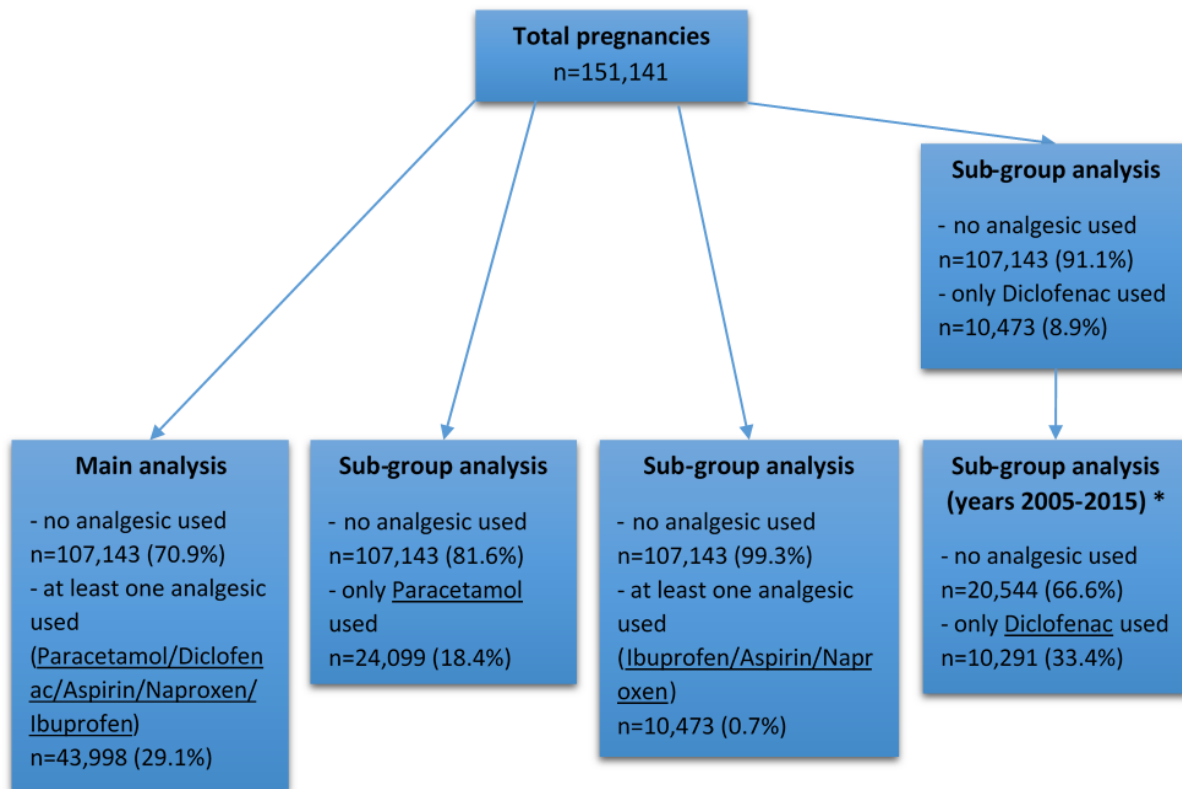
582 n/a, not applicable; n, number of pregnancies

583 ^a Adjusted for year of delivery, maternal age at delivery, SIMD, first gestational booking, maternal
584 hypertensive disorders, maternal antepartum haemorrhage

585 ^b Adjusted for year of delivery, maternal age at delivery, SIMD, first gestational booking, gestation at
586 delivery

587 ^c Adjusted for year of delivery, maternal age at delivery, SIMD, first gestational booking

588 ^dAdjusted for year of delivery, maternal age at delivery, SIMD, first gestational booking, type of
589 delivery
590 *Including cryptorchidism, neural tube defects, amniotic band defects, hypospadias, gastroschisis

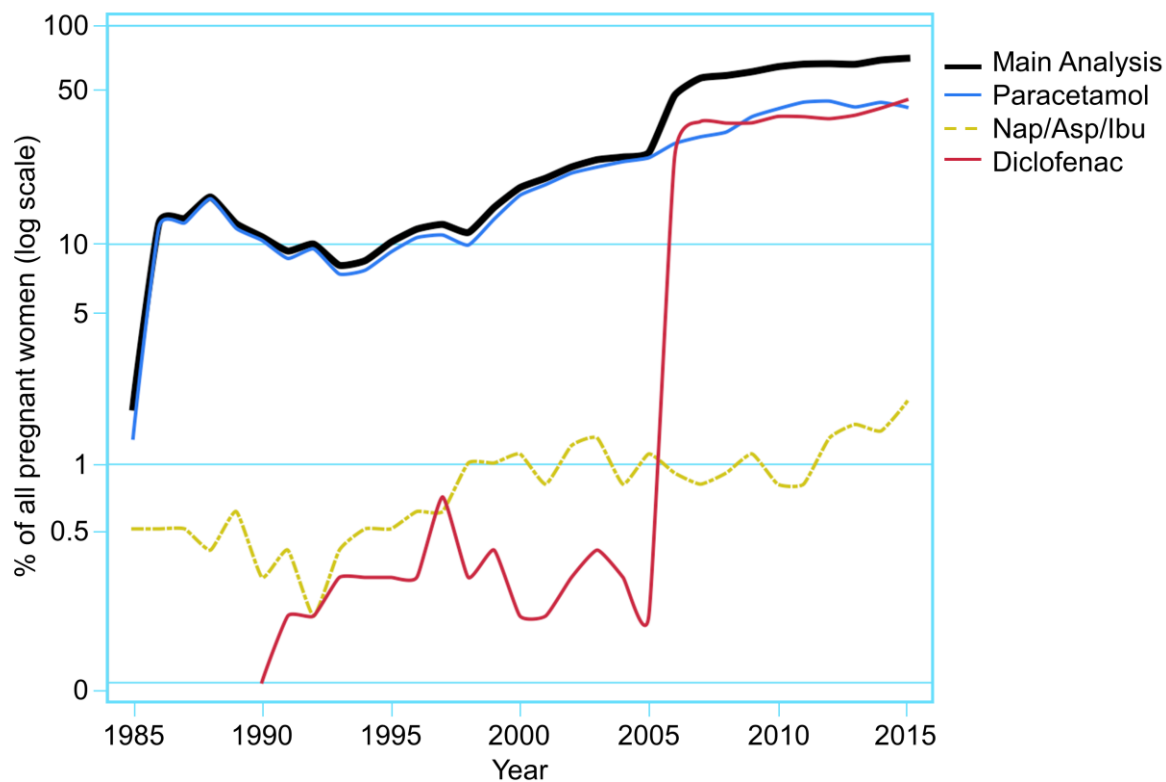


591

592 **Figure 1.** Flowchart of cohort selection and sub-group analyses. n=number of
593 pregnancies in each analysis. *98.3% of pregnancies using only diclofenac occurred
594 during 2005-2015, therefore analysis was performed only on data from that decade
595 to rule out any temporal effect.

596

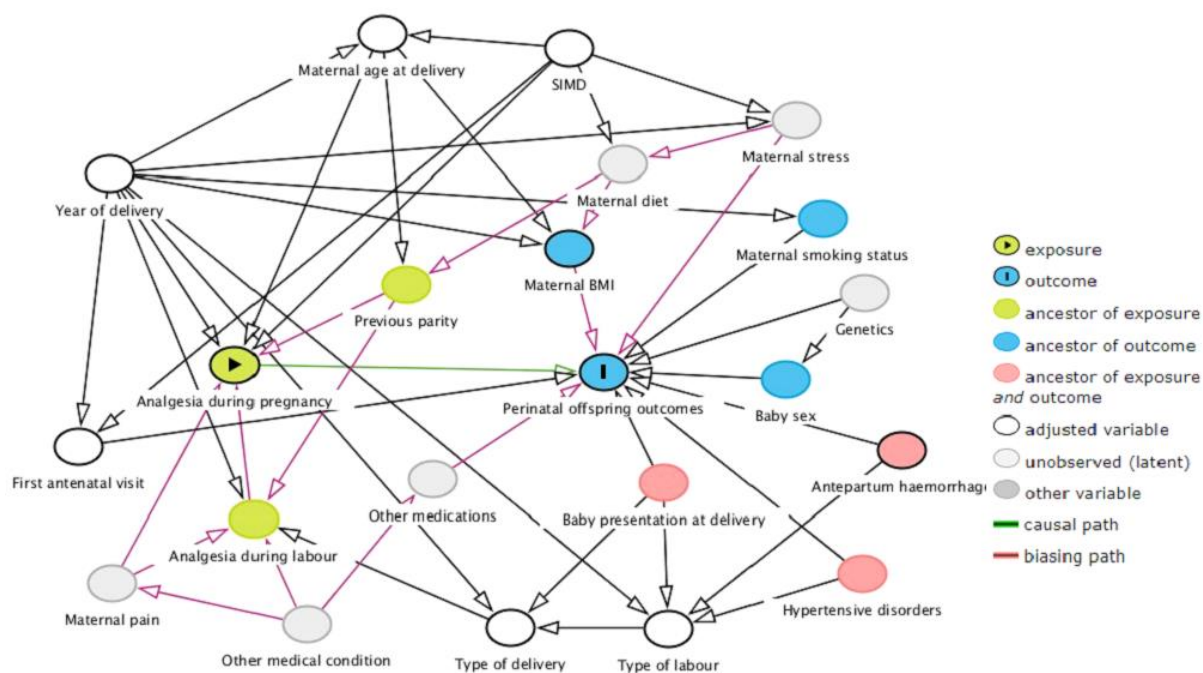
597



598

599 **Figure 2.** Prevalence of use during pregnancy for each analgesic sub-group over our
600 30-year study period. In 2005 there was a change in legislation making diclofenac
601 available without prescription.

602



603

604 **Figure S1.** Directed acyclic graph (DAG) of exposure to outcome path and relevant
605 measured and unmeasured biasing factors in our analysis.