

1 Early Evidence of Effectiveness of Digital Contact

2 Tracing for SARS-CoV-2 in Switzerland

3
4 Marcel Salathé, Christian L. Althaus, Nanina Anderegg, Daniele Antonioli, Tala Ballouz,
5 Edouard Bugnion, Srdjan Čapkun, Dennis Jackson, Sang-Il Kim, James R. Larus, Nicola
6 Low, Wouter Lueks, Dominik Menges, Cédric Moullet, Mathias Payer, Julien Riou, Theresa
7 Stadler, Carmela Troncoso, Effy Vayena, Viktor von Wyl

8
9
10 All authors contributed equally.

11 Correspondence: marcel.salathe@epfl.ch, viktor.vonwyl@uzh.ch

12 13 14 15 **Affiliations:**

16 *MS: Digital Epidemiology Lab, Global Health Institute, School of Life Sciences, EPFL, Geneva,*
17 *Switzerland*

18 *CA: Institute of Social and Preventive Medicine, University of Bern, Bern, Switzerland; Interfaculty*
19 *Platform for Data and Computational Science (INPUT), University of Bern, Bern, Switzerland.*

20 *NA, JR: Institute of Social and Preventive Medicine, University of Bern, Bern, Switzerland; Division of*
21 *infectious diseases, Federal Office of Public Health, Liebefeld, Switzerland*

22 *DA, EB, JRL, WL, MP, TS, CT, MS: School of Computer and Communication Sciences, EPFL, Switzerland*

23 *S-IK: Federal Office of Public Health, Liebefeld, Switzerland*

- 24 SC, DJ: *Department of Computer Science, ETH Zurich, Switzerland*
- 25 NL: *Institute of Social and Preventive Medicine, University of Bern, Bern, Switzerland*
- 26 VW: *Digital and Mobile Health Group, Epidemiology, Biostatistics & Prevention Institute, University of*
27 *Zurich, Zurich, Switzerland*
- 28 TB, DM: *Epidemiology, Biostatistics & Prevention Institute, University of Zurich, Zurich, Switzerland*
- 29 EV: *Department of Health Sciences and Technology, Health Ethics and Policy Laboratory, ETH Zurich,*
30 *Switzerland*
- 31 CM: *Federal Office of Information Technology, Systems and Telecommunication, Bern, Switzerland*
- 32
- 33

34 **In the wake of the pandemic of coronavirus disease 2019 (COVID-19), contact tracing has**
35 **become a key element of strategies to control the spread of severe acute respiratory**
36 **syndrome coronavirus 2019 (SARS-CoV-2). Given the rapid and intense spread of SARS-**
37 **CoV-2, digital contact tracing has emerged as a potential complementary tool to support**
38 **containment and mitigation efforts. Early modelling studies highlighted the potential of**
39 **digital contact tracing to break transmission chains, and Google and Apple subsequently**
40 **developed the Exposure Notification (EN) framework, making it available to the vast**
41 **majority of smartphones. A growing number of governments have launched or**
42 **announced EN-based contact tracing apps, but their effectiveness remains unknown.**
43 **Here, we report early findings of the digital contact tracing app deployment in**
44 **Switzerland. We demonstrate proof-of-principle that digital contact tracing reaches**
45 **exposed contacts, who then test positive for SARS-CoV-2. This indicates that digital**
46 **contact tracing is an effective complementary tool for controlling the spread of SARS-**
47 **CoV-2. Continued technical improvement and international compatibility can further**
48 **increase the efficacy, particularly also across country borders.**

49
50

51 Contact tracing is a key element of the response to the pandemic of coronavirus disease
52 2019 (COVID-19), caused by severe acute respiratory syndrome coronavirus 2019 (SARS-
53 CoV-2). By August 30, 2020, nearly 25 million diagnosed cases and over 800,000 confirmed
54 deaths had been recorded [1]. Contact tracing is part of a strategy of “test, trace, isolate
55 and quarantine” (TTIQ), which aims to stop recently infected individuals from transmitting
56 SARS-CoV-2 [2]. The capacity for transmission before the onset of symptoms and the short

57 incubation period mean that contact tracing has to be fast to be effective [3,4]. While
58 modelling results showed that rapid, digital contact tracing could be a critical tool for
59 containment and mitigation efforts [5], early efforts to develop and deploy digital
60 applications were hampered by critical limitations imposed by smartphone operating
61 systems and concerns about confidentiality and data protection. The Exposure Notification
62 (EN) framework, jointly developed by Google and Apple, addressed these limitations and
63 enabled the implementation of digital contact tracing applications (apps) in which all
64 proximity contact information, and any decision-making about whether or not to notify a
65 user of an exposure, remain on a user's device, rather than on the server of a central
66 authority. This approach minimizes privacy risks [6], but the restriction of information to
67 users' devices means that data needed to evaluate the effectiveness of EN-based contact
68 tracing apps have to be collected from different sources [7].

69
70 SwissCovid was the first EN-based contact tracing app launched by a governmental public
71 health authority, initially as a pilot to a limited number of users, on May 25, 2020. On June
72 25, 2020 the application was made available to the general population. A growing number
73 of governments have launched or announced EN-based contact tracing apps, but their
74 effectiveness remains unknown. The significance of evaluating the effectiveness of EN-
75 based contact tracing systems was highlighted by the World Health Organization [8] and is
76 considered an ethical requirement for the continued deployment of such systems [9]. Here,
77 we report early findings of the SwissCovid deployment from July 23, 2020 to September 10,
78 2020 (hereafter referred to as the study period).

79

80 **How does SwissCovid work?**

81 The technical details of the SwissCovid system are given in [10], but briefly, SwissCovid uses
82 the EN framework (version 1.2) to estimate proximity between phones. Each phone
83 generates a daily Temporary Exposure Key (TEK), from which fast rotating proximity
84 identifiers (RPI) are derived and exchanged with neighboring phones via Bluetooth Low
85 Energy (BLE) beacons. Upon confirmation of SARS-CoV-2 infection by reverse
86 transcriptase polymerase chain reaction (RT-PCR) testing, authorized Swiss health
87 professionals can generate a single-use validation code (Covidcode), which is provided to
88 the user. The Covidcode is associated with the beginning of the contagious period, which
89 was determined to start 2 days before onset of symptoms [11] for symptomatic patients,
90 and on the day of the test for patients who are asymptomatic at the time of testing. Upon
91 entering a valid Covidcode in the app, TEKs for the contagious period are transmitted from
92 the user's phone to the computer server of the Swiss Federal Office of Public Health (FOPH).
93 All SwissCovid apps regularly contact the server for uploaded TEKs and associated data,
94 and compute the exposure risk for the previous 10 days. To ensure privacy, notifications
95 are shown only on the phone and are not forwarded to a server. During the study period,
96 the notification provided users with the last day of exposure, a reminder that they are
97 entitled to a free RT-PCR test, and directed them to a SwissCovid-specific hotline (number
98 only shown upon notification).

99

100 The BLE beacons, used by SwissCovid to estimate whether two devices have been in close
101 proximity to each other for a period of time, are radio signals, which attenuate with
102 distance. The EN framework application programming interface (API) estimates the amount

103 of time a device has been close enough to other devices of infected individuals, based on
104 three different attenuation intervals. To identify attenuation levels that would best
105 estimate proximity below 1.5 meters, attenuation levels for different controlled and real-
106 life scenarios produced by different devices at different distances and orientation were
107 measured, and subsequently corrected using the per-device calibration values provided by
108 the EN framework. Per-device calibration values take into account varying antenna and
109 chip characteristics that influence sending and receiving powers. These results informed
110 the parameterization of the EN framework so that SwissCovid users are notified if they
111 spent at least 15 minutes in close proximity (1.5 meters) to RT-PCR-confirmed cases.

112

113 **Evaluation of privacy-preserving EN-based digital contact tracing**

114 Digital contract tracing is a new method, and it is therefore crucial to rapidly evaluate and
115 continuously monitor its effectiveness in the field. Digital contact tracing apps aim to
116 prevent secondary transmissions by warning exposed contacts as early as possible [7]. To
117 be an effective intervention, several technical, behavioral and procedural conditions must
118 be met [12] (Figure 1). The app must be used by both the infected index case and exposed
119 contacts (Figure 1, row 1), the index case must enter the Covidcode following a positive RT-
120 PCR test (row 2), the exposed contacts must receive notifications (row 3), and the exposed
121 contacts must respond to the warning in a timely fashion to prevent further transmission
122 (rows 4 and 5). These conditions cannot be assessed directly via the app, due to the
123 voluntary and decentralized nature of the system. Alternative indicators and data sources
124 have therefore been developed or commissioned. In Switzerland, the Federal Statistical
125 Office (FSO) monitors downloads and active use of SwissCovid and publicly releases the

126 relevant number on a daily basis [13,14]. The FOPH updated the clinical registration form
127 for RT-PCR-confirmed cases before the beginning of the study period, and included the
128 SwissCovid app as an option for the reason for the test. In addition, several ongoing
129 research studies collect information about app usage and notifications received on a
130 monthly basis, e.g. Corona Immunitas [15], a nationwide Sars-CoV-2 seroprevalence study
131 with digital follow-up surveys [16], and the COVID-19 Social Monitor
132 (<https://csm.netlify.app>), a regular, longitudinal online-survey on social, economic, and
133 behavioral aspects related to COVID-19, drawn from a representative panel for Switzerland.
134 Furthermore, an ongoing cohort study embedded in contact tracing in the canton of Zurich
135 [17], which enrolls RT-PCR-confirmed cases and their close contacts, investigates
136 circumstances of transmissions and risk exposures to SARS-CoV-2, and collects data about
137 use of the app.

138

139 **Downloads and active use of SwissCovid app**

140 To measure the number of app downloads and active apps, reliable monitoring is already
141 in place (Figure 1, Box 1). By September 10, 2020, the SwissCovid app has been downloaded
142 2.36 million times, and the number of active apps per day has been estimated at 1.62 million
143 (Figure 2; Figure 3A). The number of active users corresponds to 18.9% of the Swiss
144 population (8.6 million).

145

146 During the study period, the FOPH reported 12,456 confirmed SARS-CoV-2 cases. During
147 the same time period, the FOPH issued 2,447 (19.6% of confirmed cases) Covidcodes and
148 1,645 (13.2% of confirmed cases, 67.2% of issued Covidcodes) of these Covidcodes were

149 entered in the app by the users (Figure 1, Box 2; Figure 3B). While the decentralized nature
150 makes it impossible to know how many notifications were subsequently generated, the
151 entered Covidcodes triggered 1,695 phone calls to the SwissCovid hotline, thus providing
152 evidence for actions undertaken by notified contacts (Figure 1, Box 3; Figure 3B).

153
154 The Zurich SARS-CoV-2 Cohort is a longitudinal study embedded in the contact tracing of
155 the canton of Zurich with continuous enrollment of RT-PCR-positive index cases and
156 exposed contacts. Recruitment started on Aug. 7, and until Sept. 11, there were 235 index
157 cases (median age 34 years, 51% males), and 185 (median age 33 years, 53% males) exposed
158 contacts enrolled. Of the 235 index cases, 148 (63%) used the app. Of those 148 app users,
159 134 (91%) received, and 127 (86%) uploaded the Covidcode. Four cases did not upload the
160 Covidcode because they had already informed their contacts when they received the code.
161 Three cases reported to have gotten tested because of a SwissCovid alert. Of the 185
162 exposed contacts, 132 (71%) used the app. Of those 132 app users, 46 (35%) received the
163 SwissCovid warning related to the exposure that brought them into contact with the
164 cantonal authorities.

165

166 **Evidence for app users responding to notifications**

167 Routine public health surveillance data suggest that notified contacts seek SARS-CoV-2
168 testing (Figure 1, Box 4). Information on reason for RT-PCR testing has been collected
169 during the study period and was available for 7,842 (63%) of the 12,456 confirmed cases.
170 Among these, 6,380 reported symptoms compatible with COVID-19, 487 reported outbreak
171 investigation, and 41 reported the SwissCovid app as the reason for the test (Figure 1, Box

172 5). As the information on the reason for the test was only complete for 63% of confirmed
173 cases, the total number of cases that were tested because of the notification by the app is
174 likely higher. To estimate this number, we applied multiple imputation by chained equation
175 [18], accounting for the effect of age and sex on the probability of missing information. This
176 approach yielded a total of 65 cases (95% CI: 54-77) reporting the SwissCovid app as the
177 reason for testing over the period considered (Figure 2). These cases displayed a slightly
178 younger age distribution but a similar sex distribution compared to cases reporting another
179 reason for testing (Figure 3C).

180

181 **Effectiveness of the SwissCovid app**

182 A key measure to quantify the effectiveness of contact tracing at identifying SARS-CoV-2
183 infections is the number of positive contacts per index case. This number depends on
184 several factors, such as the number of contacts traced per index case and the overall
185 dynamics of the epidemic. Two large studies of classic contact tracing for SARS-CoV-2
186 found 23 secondary cases in contacts of 100 index cases (0.23, 95% CI: 0.15-0.32) in Taiwan
187 [19] and 2,169 positive cases in contacts of 5,706 index cases (0.38, 95% CI: 0.37-0.39) in
188 South Korea [20]. To compare the effectiveness of the SwissCovid app to these classic
189 contact tracing studies, we estimated the number of notified positive contacts using the
190 app per index case who entered a Covidcode using the formula $\epsilon = n / (c\mu)$, where $n=65$ (95%
191 CI: 54-77) is the imputed total number of confirmed cases that reported the SwissCovid app
192 as the reason for the test, $c=1,645$ is the number of entered Covidcodes, and $\mu=16.7\%$ is the
193 proportion of the Swiss population that are active users of the app, weighted by the number
194 of confirmed cases per day. Hence, the term $c\mu$ corresponds to the number of index cases

195 entering Covidcodes scaled by the probability that their contacts use the SwissCovid app
196 assuming a homogeneous distribution of the app coverage. We obtained $\epsilon=0.24$ (95% CI:
197 0.20-0.27), which is in a similar range to the numbers from the classic contact tracing
198 studies.

199

200

DISCUSSION

201 Several factors could affect the estimated effectiveness of the SwissCovid app. Due to
202 clustering of app users, the calculated ϵ could represent an upper estimate as the uptake
203 of the SwissCovid app in contacts of app users might be higher than the average uptake in
204 the Swiss population. Assuming $\mu=71\%$, which is the uptake of the app in contacts of RT-
205 PCR-confirmed cases from the Zurich SARS-CoV-2 Cohort, we obtained $\epsilon=0.06$ (95% CI:
206 0.05-0.06) as a lower estimate which would still represent a respectable effectiveness of
207 the app at identifying SARS-CoV-2 infections in contacts of index cases. However, a
208 number of factors can also contribute to an underestimate of ϵ . First, confirmed cases
209 might only report the presence of symptoms as the reason for the test even though they
210 were notified by the app. Second, due to the decentralized and voluntary nature of
211 SwissCovid, there may have been more notified contacts that got infected and self-isolated
212 following the notification, but did not get tested, and are thus missing from the analysis.
213 Third, reported numbers of RT-PCR-confirmed cases using the app for the study period
214 might be slightly higher in reality due to time delays in reporting.

215

216 Reliable, continuous monitoring of app effectiveness indicators is still being improved. Also,
217 citizen reports on social media (e.g. Twitter) have suggested multi-day delays in receiving

218 Covidcodes following positive test results in some instances. Along the same lines, during
219 the study period, only about two thirds of issued Covidcodes have been entered and
220 triggered notifications (Figure 3B). Efforts to streamline procedures and app user
221 interactions with local health authorities - i.e. a direct referral of notified hotline callers to
222 the responsible local authorities - are underway. Our findings illustrate that digital contact
223 tracing can be effective even with low uptake, as suggested by mathematical modeling [21].
224 Because app coverage affects both the number of index cases and their contacts, the total
225 number of SARS-CoV-2 infections that could be identified through digital contact tracing
226 scales with the square of the coverage and could substantially increase with higher uptake
227 (Figure 3D).

228
229 In conclusion, based on the data collected during the initial deployment of the SwissCovid
230 app, we argue that voluntary digital contact tracing can show similar effectiveness at
231 identifying infected partners of index cases as classic contact tracing, provided that both
232 the index case and the exposed contacts use the app. As the effectiveness of digital contact
233 tracing crucially depends on a strong embedding into an efficient testing and contact
234 tracing infrastructure on the ground, apps like SwissCovid represent a helpful
235 complementary tool for controlling the spread of SARS-CoV-2. The strength of evidence
236 for app effectiveness as summarized in Figure 1 illustrates that most indicators have
237 reached at least a “proof-of-principle” stage. That is, the outcome of interest was observed
238 independently in two data sources in all important key indicators. There is, however, still
239 room for improvement. Upcoming improvements in the EN API by Apple and Google will
240 increase the precision in determining risk, and reduce delay in communicating it to users.

241 International interoperability exchanges, planned for October 2020, will increase the
242 effectiveness of the app, in particular in the countries bordering Switzerland. Speed is
243 essential to the effectiveness of TTIQ strategies [4,5]. Reducing the time to quarantine for
244 contacts, as a result of digital contact tracing, should provide an additional, important
245 benefit to COVID-19 mitigation efforts.

246

247

ACKNOWLEDGEMENT

248 The authors would like to acknowledge the Swiss Federal Office of Public Health, the
249 Federal Statistical Office, and the Federal Office of Information Technology, Systems and
250 Telecommunication for their collaborative contributions which were essential for the
251 development, deployment, and assessment of SwissCovid. We thank the epidemiology unit
252 at the Federal Office of Public Health for the contributions in providing data and
253 commenting on the results and conclusions. We would also like to thank the Cantonal
254 Health Directorate Zurich for their support and collaboration in the conduct of the Zurich
255 SARS-CoV-2 Cohort, as well as the Swiss School of Public Health and the Corona Immunitas
256 program for contributing to the study with their structure and services.

257

258

FUNDING

259 MS received funding from the European Union's Horizon 2020 research and innovation
260 programme - project "Versatile emerging infectious disease observatory - forecasting,
261 nowcasting and tracking in a changing world (VEO)" (No. 874735). CA received funding from
262 the European Union's Horizon 2020 research and innovation programme - project EpiPose
263 (No 101003688) and the Swiss National Science Foundation (grant 196046). NL received

264 funding from the European Union’s Horizon 2020 research and innovation programme -
265 project EpiPose (No 101003688) and the Swiss National Science Foundation (grant 176233).
266 TB, DM and VvW received funding from the Cantonal Health Directorate Zurich, the
267 Federal Office of Public Health, the University of Zurich Foundation Pandemic Fund and
268 the Fondation Les Mûrons for the Zurich SARS-CoV-2 Cohort.

269

270 **Competing Interests**

271 The authors declare that there are no competing interests.

272

273 **Author Contribution**

274 All authors contributed to the writing of the paper. CA, NA, JR, VW, DM, and TB analyzed
275 the data.

276

277

278


FIGURES

279

280

281

	Early signal (observed in single data source)	Proof of principle (observed in two independent data sources)	Reliable, valid quantification (regular monitoring in place)	Target reached (targets clearly defined and met by indicators)
1) Apps are downloaded and active			Box 1: Regular monitoring through Federal Statistical Office	
2) Covidcodes are issued upon PCR-positive test and entered			Box 2: Regular monitoring through Federal Statistical Office	
3) Notifications are received by exposed persons		Box 3: Reports from two independent population surveys		
4) Notifications lead to actions in exposed persons (testing, quarantine)		Box 4: Mandatory reporting upon PCR+ test		
5) Actions lead to prevention of secondary transmission		Box 5: Mandatory reporting upon PCR+ test; contact tracing study		



 Accumulation of evidence

282

283

284 **Figure 1: Quality of evidence for SwissCovid app effectiveness.** Row labels: Necessary

285 technical, procedural and behavioral conditions for digital contact tracing to be effective.

286 Columns: Milestones in evidence accumulation. Green boxes indicate available data

287 sources for evidence assessments; quantitative information related to green boxes are

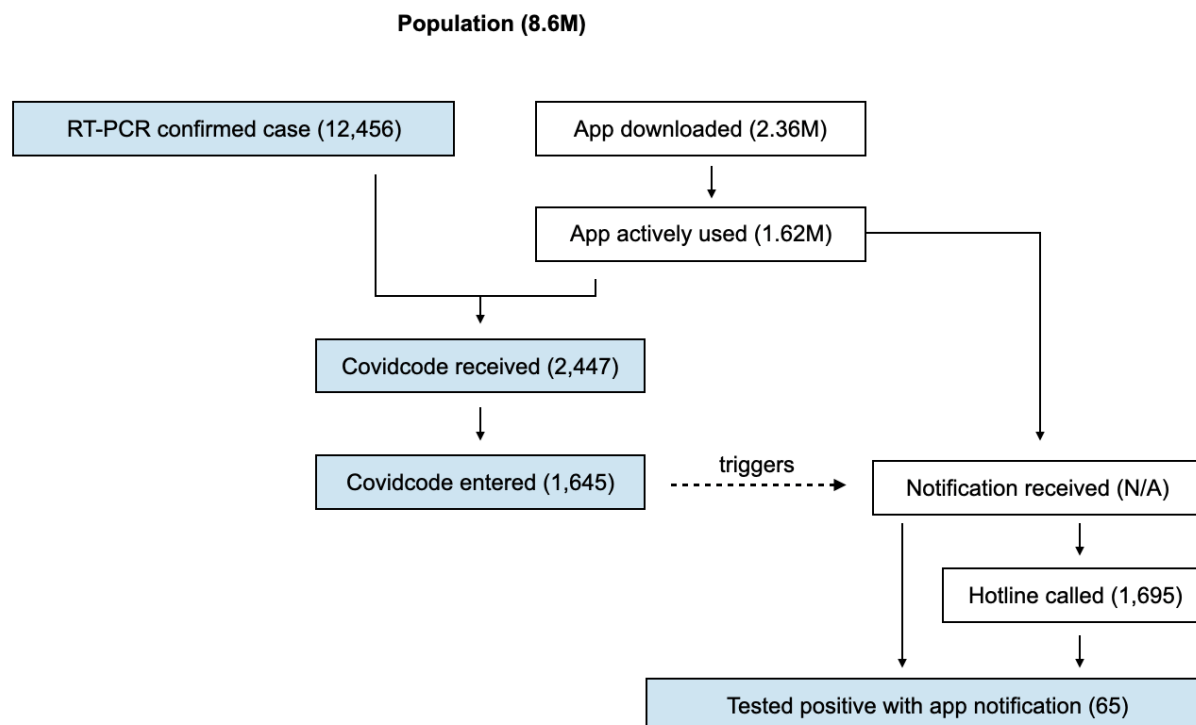
288 provided in the main text.

289

290

291

292



293

294

295

296

297 **Figure 2: Flowchart of SwissCovid methodology.** A person must have had a positive RT-

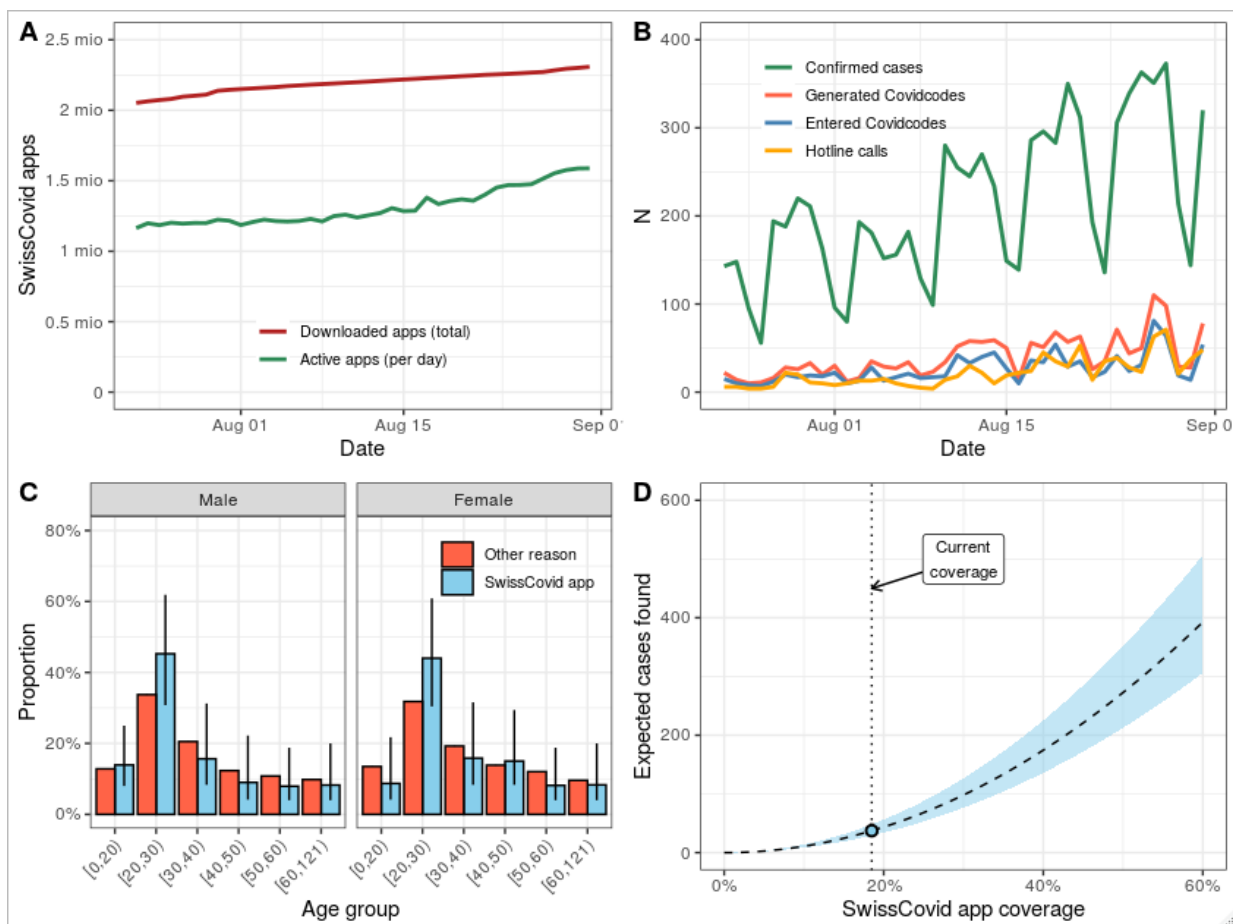
298 PCR test and used the app in order to receive and enter a Covidcode that can trigger an

299 exposure notification in other phones. Notifications are triggered by the decentralized

300 mechanism described in the main text. The numbers shown are for the study period of July

301 23 to September 10, 2020. Blue box shading indicates positively tested individuals.

302



303

304

305

306 **Figure 3: SwissCovid app measures.** (A) Total number of downloaded apps and daily
 307 number of active apps. (B) Daily numbers of confirmed SARS-CoV-2 cases, generated
 308 Covidcodes, entered Covidcodes and hotline calls. (C) Age distribution of cases stratified
 309 by the reason for RT-PCR test (either SwissCovid app or other reason). (D) Expected
 310 number of RT-PCR-confirmed cases that were tested because of a notification by the app
 311 as a function of hypothetical app coverage during the study period. Error bars and the blue
 312 shaded area correspond to 95% confidence intervals.

313

314 **REFERENCES**

315

316 1. World Health Organization. Coronavirus disease (COVID-19) - Weekly Epidemiological Update.

317 [cited 4 Sep 2020]. Available: [https://www.who.int/docs/default-](https://www.who.int/docs/default-source/coronaviruse/situation-reports/20200831-weekly-epi-update-3.pdf?sfvrsn=d7032a2a_4)

318 [source/coronaviruse/situation-reports/20200831-weekly-epi-update-3.pdf?sfvrsn=d7032a2a_4](https://www.who.int/docs/default-source/coronaviruse/situation-reports/20200831-weekly-epi-update-3.pdf?sfvrsn=d7032a2a_4)

319

320 2. Salathé M, Althaus CL, Neher R, Stringhini S, Hodcroft E, Fellay J, et al. COVID-19 epidemic in

321 Switzerland: on the importance of testing, contact tracing and isolation. Swiss Medical Weekly.

322 2020. doi:<https://doi.org/10.4414/smw.2020.20225>

323

324 3. Aleta A, Martin-Corral D, Piontti AP y, Ajelli M, Litvinova M, Chinazzi M, et al. Modeling the

325 impact of social distancing, testing, contact tracing and household quarantine on second-wave

326 scenarios of the COVID-19 epidemic. Medrxiv. 2020; 2020.05.06.20092841.

327 doi:10.1101/2020.05.06.20092841

328

329 4. Kucharski AJ, Klepac P, Conlan AJK, Kissler SM, Tang ML, Fry H, et al. Effectiveness of isolation,

330 testing, contact tracing, and physical distancing on reducing transmission of SARS-CoV-2 in

331 different settings: a mathematical modelling study. Lancet Infect Dis. 2020. doi:10.1016/s1473-

332 3099(20)30457-6

333

334 5. Ferretti L, Wymant C, Kendall M, Zhao L, Nurtay A, Abeler-Dörner L, et al. Quantifying SARS-

335 CoV-2 transmission suggests epidemic control with digital contact tracing. Science. 2020;368:

336 eabb6936. doi:10.1126/science.abb6936

337 6. Troncoso C, Payer M, Hubaux J-P, Salathé M, Larus J, Bugnion E, et al. Decentralized Privacy-

338 Preserving Proximity Tracing. arxiv. 2020. Available: <https://arxiv.org/abs/2005.12273>

339

- 340 7. Wyl V von, Bonhoeffer S, Bugnion E, Salathé M, Stadler T, Troncoso C, et al. A research agenda
341 for digital proximity tracing apps. Swiss Medical Weekly. 2020.
342 doi:<https://doi.org/10.4414/smw.2020.20324>
343
- 344 8. World Health Organization. Ethical considerations to guide the use of digital proximity tracking
345 technologies for COVID-19 contact tracing. [cited 4 Sep 2020]. Available:
346 [https://www.who.int/publications/i/item/WHO-2019-nCoV-Ethics_Contact_tracing_apps-](https://www.who.int/publications/i/item/WHO-2019-nCoV-Ethics_Contact_tracing_apps-2020.1)
347 [2020.1](https://www.who.int/publications/i/item/WHO-2019-nCoV-Ethics_Contact_tracing_apps-2020.1)
348
- 349 9. Gasser U, Ienca M, Scheibner J, Sleigh J, Vayena E. Digital tools against COVID-19: taxonomy,
350 ethical challenges, and navigation aid. Lancet Digital Heal. 2020;2: e425–e434. doi:10.1016/s2589-
351 7500(20)30137-0
352
- 353 10. Telecommunication SFO of ITS and. SwissCovid Exposure Score Calculation. [cited 4 Sep 2020].
354 Available: [https://github.com/admin-ch/PT-System-Documents/blob/master/SwissCovid-](https://github.com/admin-ch/PT-System-Documents/blob/master/SwissCovid-ExposureScore.pdf)
355 [ExposureScore.pdf](https://github.com/admin-ch/PT-System-Documents/blob/master/SwissCovid-ExposureScore.pdf)
356
- 357 11. World Health Organization. Contact tracing in the context of COVID-19. [cited 4 Sep 2020].
358 Available: [https://www.who.int/publications/i/item/contact-tracing-in-the-context-of-covid-](https://www.who.int/publications/i/item/contact-tracing-in-the-context-of-covid-19)
359 [19](https://www.who.int/publications/i/item/contact-tracing-in-the-context-of-covid-19)
360
- 361 12. Wyl V von, Hoeglinger M, Sieber C, Kaufmann M, Moser A, Serra-Burriel M, et al. Are COVID-19
362 proximity tracing apps working under real-world conditions? Indicator development and
363 assessment of drivers for app (non-)use. medRxiv. 2020. doi:10.1101/2020.08.29.20184382
364

- 365 13. Swiss Federal Office of Statistics. Calculation methods for estimating the number of active
366 SwissCovid apps. [cited 4 Sep 2020]. Available:
367 <https://www.experimental.bfs.admin.ch/bfsstatic/dam/assets/13667538/master>
368
- 369 14. Swiss Federal Office of Statistics. SwissCovid App Monitoring. [cited 4 Sep 2020]. Available:
370 [https://www.experimental.bfs.admin.ch/expstat/en/home/innovative-methods/swisscovid-](https://www.experimental.bfs.admin.ch/expstat/en/home/innovative-methods/swisscovid-app-monitoring.html)
371 [app-monitoring.html](https://www.experimental.bfs.admin.ch/expstat/en/home/innovative-methods/swisscovid-app-monitoring.html)
372
- 373 15. Corona Immunitas. [cited 4 Sep 2020]. Available: <https://www.corona-immunitas.ch/program>
374
- 375 16. Stringhini S, Wisniak A, Piumatti G, Azman AS, Lauer SA, Baysson H, et al. Seroprevalence of
376 anti-SARS-CoV-2 IgG antibodies in Geneva, Switzerland (SEROCoV-POP): a population-based
377 study. *Lancet*. 2020;396: 313–319. doi:10.1016/s0140-6736(20)31304-0
378
- 379 17. Zurich Coronavirus Cohort: an observational study to determine long-term clinical outcomes
380 and immune responses after coronavirus infection (COVID-19), assess the influence of virus
381 genetics, and examine the spread of the coronavirus in the population of the Canton of Zurich,
382 Switzerland. [cited 4 Sep 2020]. Available: <http://www.isrctn.com/ISRCTN14990068>
383
- 384 18. White IR, Royston P, Wood AM. Multiple imputation using chained equations: Issues and
385 guidance for practice. *Stat Med*. 2011;30: 377–399. doi:10.1002/sim.4067
386
- 387 19. Cheng H-Y, Jian S-W, Liu D-P, Ng T-C, Huang W-T, Lin H-H, et al. Contact Tracing Assessment
388 of COVID-19 Transmission Dynamics in Taiwan and Risk at Different Exposure Periods Before and
389 After Symptom Onset. *Jama Intern Med*. 2020;180. doi:10.1001/jamainternmed.2020.2020

390

391 20. Park YJ, Choe YJ, Park O, Park SY, Kim Y-M, Kim J, et al. Contact Tracing during Coronavirus

392 Disease Outbreak, South Korea, 2020. *Emerging Infectious Diseases*. 2020. doi:DOI:

393 10.3201/eid2610.201315

394

395 21. Abueg M, Hinch R, Wu N, Liu L, Probert WJM, Wu A, et al. Modeling the combined effect of

396 digital exposure notification and non-pharmaceutical interventions on the COVID-19 epidemic in

397 Washington state. *medRxiv*. 2020. doi:10.1101/2020.08.29.20184135

398

399