

Sex and Occupation Are Salient Risk Factors for Lateral Ankle Sprain Among Military Tactical Athletes

John J. Fraser, PT, DPT, PhD,^{a,b,*} Andrew MacGregor, PhD,^{a,c} Camille P. Ryans DPM,^{a,d} Mark A. Dreyer, DPM, AACFAS,^{a,e} Michael D. Gibboney, DPM, AACFAS,^{a,f} and Daniel I. Rhon, PT, DPT, DSc^{g,h}

a. Foot & Ankle Subcommittee, Neuromusculoskeletal Clinical Community Advisory Board, US Navy Bureau of Medicine and Surgery, 7700 Arlington Blvd. Suite 5113. Falls Church, VA 22042-5113, USA

b. Warfighter Performance Department, Naval Health Research Center, 140 Sylvester Road, San Diego, CA 92106-3251, USA

c. Medical Modeling, Simulation, and Mission Support Department, Naval Health Research Center, 140 Sylvester Rd, San Diego, CA 92106-3251, USA

d. Department of Orthopedic Surgery, Naval Hospital Jacksonville, 2104 Massey Ave, Jacksonville, FL, 32228-0148, USA

e. Podiatry Clinic, Naval Health Clinic New England, 43 Smith Road Newport, RI 02841-1002, USA

f. Orthopedics Department, Naval Medical Center Camp Lejeune, 100 Brewster Boulevard Camp Lejeune, NC 28547-5008, USA

g. Physical Performance Service Line, G-3/5/7, US Army Office of the Surgeon General, 5109 Leesburg Pike, Falls Church, VA 22041-3258, USA

h. Center for the Intrepid, Brooke Army Medical Center, 3551 Roger Brooke Drive Bldg 3600.
JBSA Fort Sam Houston, TX 78234-6200, USA

*Address correspondence to John J. Fraser, Warfighter Performance Department, Naval Health Research Center, 140 Sylvester Road, San Diego, CA 92106-3251, USA. Tel: 757-438-0390, email: john.j.fraser8.mil@mail.mil, ORCID: 0000-0001-9697-3795, Twitter: @NavyPT

Presented at the 5th International Congress on Soldiers' Physical Performance, Québec City, Québec, Canada, February 2020 and is archived at doi: 10.6084/m9.figshare.11819709.v2.

Disclaimer: The authors are military service members or employees of the U.S. Government. This work was prepared as part of their official duties. Title 17, U.S.C. §105 provides that copyright protection under this title is not available for any work of the U.S. Government. Title 17, U.S.C. §101 defines a U.S. Government work as work prepared by a military service member or employee of the U.S. Government as part of that person's official duties. The views expressed in this article are those of the authors and do not necessarily reflect the official policy or position of the Department of the Navy, Department of Defense, nor the U.S. Government. The study protocol was approved by the Naval Health Research Center Institutional Review Board in compliance with all applicable Federal regulations governing the protection of human subjects. Research data were derived from an approved Naval Health Research Center Institutional Review Board protocol, number NHRC.2019.0200-NHSR.

Contributors: John J. Fraser and Andrew MacGregor contributed to study design, data analysis, and interpretation, and in drafting this manuscript. Camille P. Ryans, Mark Dreyer, Michael D. Gibboney, and Daniel I. Rhon contributed to data interpretation and drafting of this manuscript. All authors have reviewed and approved this manuscript.

ABSTRACT

Introduction: Lateral ankle sprains (LAS) are ubiquitous among tactical athletes and a substantial burden in the military. With the changes in operational demand and the beginning of integration of women into previously closed occupations, an updated assessment of the burden of ankle sprains in the military is warranted.

Methods: A population-based epidemiological retrospective cohort study of all service members in the US Armed Forces was performed assessing risk of sex and military occupation on the outcome of LAS incidence. The Defense Medical Epidemiology Database was queried for the number of individuals with ICD-9 diagnosis codes 845.00 (sprain of ankle, unspecified) and 845.02 (calcaneofibular ligament sprain) on their initial encounter from 2006 to 2015. Relative risk (RR) and chi-square statistics were calculated in the assessment of sex and occupational category.

Results: A total of 272,970 enlisted males (27.9 per 1000 person-years), 56,732 enlisted females (34.5 per 1000 person-years), 24,534 male officers (12.6 per 1000 person-years), and 6020 female officers (16.4 per 1000 person-years) incurred LAS. Enlisted females in all occupational groups were at significantly higher risk for LAS than their male counterparts (RR 1.09-1.68; $p < 0.01$), except for Engineers ($p = 0.15$). Female officers had consistently higher risk for LAS in all occupational groups (RR 1.10-1.42; $p < 0.01$) compared with male officers, except Ground/Naval Gunfire ($p = 0.23$). Contrasted with Infantry, enlisted members in the Special Operations Forces, Mechanized/Armor, Aviation, Maintenance, and Maritime/Naval Specialties were at lower risk (RR, 0.38-0.93; $p < 0.01$), Artillery, Engineers, and Logistics Specialties were at higher risk (RR 1.04-1.18; $p < 0.01$), and Administration, Intelligence, and Communications were no different ($p = 0.69$). Compared with Ground/Naval Gunfire officers, Aviation officers

were at significantly lower risk (RR, 0.75; $p < 0.01$), and Engineers, Maintenance, Administration, Operations/Intelligence, and Logistics officers were at higher risk (RR, 1.08-1.20; $p < 0.01$).

Conclusion: Sex and military occupation were salient factors for LAS risk. Colocation of interdisciplinary neuromusculoskeletal specialists to provide targeted preventive interventions should be considered in practice and policy.

Keywords: ankle injuries, military personnel, occupational injuries, sports medicine, public health

Highlights

- Female sex and military occupation were salient factors in risk for LAS.
- These injuries continue to be pervasive among military service members
- Findings likely attributed in part to differences in sex-related musculoskeletal structure and function
- Occupational hazard exposure, physical fitness, and health care access and utilization also likely contributory to LAS risk

INTRODUCTION

Lateral ankle sprains (LASs) are ubiquitous among military service members[1,2] and the general public.[2] A LAS results from injurious high-velocity inversion and internal rotation moments of the ankle/foot that frequently result in damaged neural, connective, and contractile tissues.[3] While most LASs resolve within 1 year following injury, 40% will progress to develop chronic ankle instability,[4] a condition characterized by persistent perceived or episodic giving way of the ankle that results in activity limitation and participation restriction.[5] Due to the potential impact for degradation of unit readiness resulting from LAS, it is important to identify the burden of LAS in the military and factors that can increase risk for this injury.

Most epidemiological studies of ankle sprain in the military have focused on cadets and midshipmen enrolled in the military academies[6] or in recruit training.[7,8] In the only epidemiological study of ankle sprain in all branches of the US military, Cameron and colleagues[1] investigated the factors of age, sex, and branch of service on LAS rates from 1998 to 2006. This study epoch occurred during the transition from a period of relative peacetime to one of conflict that started following the initiation of Operation Enduring Freedom (OEF) in October 2001 and Operation Iraqi Freedom (OIF) in March 2003, with subsequent drawdowns occurring in 2010 from OIF and 2014 from OEF.

Each branch of service comprises a diverse range of military occupations that have unique requirements for physical performance and encompass diverse environmental hazards. While prior studies have assessed military occupation as a factor in LAS in the US Army,[9,10] it is unclear if these findings are generalizable to other branches of the military. Furthermore, changes in military operations resulting from evolving geopolitics may also influence injury rates. Furthermore, the Secretary of Defense and the Chairman of the Joint Chiefs of Staff

released a memorandum in January 2013 rescinding the exclusion of females in previously closed occupation specialties.[11] With the changes in operational demand and the beginning of integration of women into previously closed occupations, an updated assessment of the burden of ankle sprains in the military is warranted. With the increasing integration of women into diverse career fields, it is also important to understand the risk of ankle sprains for both male and female military service members. Hence, the purpose of this epidemiological retrospective cohort study was to assess the risk of LAS in male and female tactical athletes across different military occupations in the US military.

MATERIALS & METHODS

A population-based epidemiological retrospective cohort study of all service members in the US Armed Forces was performed assessing risk of sex and military occupation on the outcome of LAS incidence. The Defense Medical Epidemiological Database [(DMED), Defense Health Agency, Falls Church, VA, <https://bit.ly/DHADMED>] was utilized to identify relevant healthcare encounters. This database provides aggregated data for International Classification of Diseases, Ninth Revision (ICD-9) codes and de-identified patient characteristics, including sex, categories of military occupations, and branch of service for all active duty and reserve military service members. The database is HIPAA compliant, does not include any personal identifiable or personal health information, and has been used previously for epidemiological study of ankle injury in the military.[1] This study was approved as non-human-subjects research by the Institutional Review Board at the Naval Health Research Center (NHRC.2019.0200-NHSR).

The database was queried for the number of distinct patients with a primary diagnosis of LAS (ICD-9 code 845.00, sprain of ankle, unspecified site; and 845.02, sprain of calcaneofibular

ligament of ankle)[12] on the initial medical encounter in 2006–2015. Patients with repeat visits for the same diagnosis were only counted once in all analyses.

Calculations of cumulative incidence of patients diagnosed with an LAS were conducted for male and female military members, enlisted and officers, in each service branch (Army, Navy, Marine Corps, and Air Force) and occupational category. Relative risk (RR) point estimates and 95% confidence intervals (CIs), risk difference point estimates, attributable risk (AR), number needed to harm (NNH), and chi-square statistics were calculated in the assessment of sex and occupation category, using the group with the lowest rate as the reference group. The level of significance was $p \leq .05$ for all analyses. RR point estimates were considered statistically significant if CIs did not cross the 1.00 threshold. All calculations were performed using Microsoft Excel for Mac 2016 (Microsoft Corp., Redmond, WA) and a custom epidemiological calculator spreadsheet.[13]

RESULTS

From 2006 to 2015, 272,970 enlisted males (27.9 per 1000 person-years), 56,732 enlisted females (34.5 per 1000 person-years), 24,534 male officers (12.6 per 1000 person-years), and 6020 female officers (16.4 per 1000 person-years) incurred an LAS. Tables 1 and 2 detail the counts and incidence of LAS for male and female service members in each military occupational category. There was a progressive trend of decreasing LAS rates during the study epoch in all branches, with the exception of male and female Marine Corps officers who experienced increased rates from 2010 onward (Figures 1-4). Table 3 details the findings of sex as a factor in LAS risk within each military occupational category and in each military branch overall. Female enlisted were at significantly higher risk of LAS in all occupational groups compared with their

male counterparts (RR, 1.09-1.68; AR, 8.3%-40.4%; NNH, 52-417; $p < 0.01$), with the exception of Engineers ($p = 0.15$). Female officers also had consistently higher risk of LAS in all occupational groups (RR, 1.21-1.42; AR, 17.7%-29.7%; NNH, 183-335; $p < 0.01$) compared with male officers, except Ground/Naval Gunfire ($p = 0.23$). Table 4 details the findings of military occupation as a factor in LAS risk. Enlisted service members in the Special Operation Forces, Mechanized/Armor, Aviation, Maintenance, and Maritime/Naval Specialties were at lower risk and Artillery, Engineers, and Logistics Specialties were at higher risk compared with Infantry. Among officers, Aviation officers were at significantly lower risk and Engineers, Maintenance, Administration, Operations/Intelligence, and Logistics officers were at higher risk than Ground/Naval Gunfire officers. There were no other significant findings.

DISCUSSION

The primary finding was that female military members were at significantly higher risk for incurring an LAS, regardless of military occupation. Additionally, there were varying risks of LAS among the enlisted members and officers that were dependent on military occupation. With the exception of Marine officers, the rates of LAS in the military appear to decrease over the course of the study epoch.

Injury Rates Over Time

Several factors could explain the overall trend of decreased LAS rates during this study epoch. The beginning of this period coincided with a time of high military operations, with several brief troop surges occurring during OEF (January 2010 to June 2011) and OIF (February 2007 to July 2008).[14] The tempo of military operations substantially slowed during the latter half of the study epoch as a result of redeployment and a relative return to peacetime conditions. We posit

that decreased injury exposure resulting from reduced operational demands during training and deployment abroad likely had a protective effect.

There was an increase in LAS rates in male and female Marine officers from 2009 onward. This rise coincided with the implementation of several organization-level changes designed to improve healthcare delivery. First, the implementation of the Marine-Centered Model Home brought additional attention, resources, and accessible medical care to operational units.[15] Second, physical therapists and athletic trainers have been assigned with operational units in proximity to troop billeting and work centers. Reduction in the barriers to care likely increased medical access and capture of LAS diagnoses in these communities. In addition to accessibility, trust in the specialized medical capability to improve functional outcomes and readiness in operational units has likely normalized and encouraged care seeking following injury when it has been traditionally stigmatized.[16] Therefore, this rise in rates could also be partly attributed to improved surveillance and capture of injury in the electronic medical record than an actual increase in the number of injuries.

Sex

The findings of increased risk of LAS in female service members is consistent with previously published findings. Cameron and colleagues[1] found that female service members were 21% more likely to sustain a LAS than their male counterparts. Waterman et al.[6] similarly found an overall increased risk of LAS in females enrolled at the US Military Academy, a factor that was mediated by athletic participation. While sex-related preferences in physical activity may drive exposure to hazards, physical activity in performance of duty requirements should not differ between sexes within each military occupational group. Sex was a significant risk factor across all but two military occupation groups assessed, with the greatest risk observed among female

enlisted in the Artillery/Gunnery, Aviation, and Maritime/Naval specialties and officers in Engineering, Operations, and Intelligence communities.

There are some plausible reasons for why female service members demonstrated increased risk of LAS. Females have been shown to have increased joint laxity compared to males.[17] This is likely a function of joint phenotype,[18] foot morphology,[19] and sex hormonal influences.[20] While military boots worn by male and female service members are of similar design and construction, high-heeled uniform and off-duty footwear choices are likely contributory to increased LAS risk in female service members.[21] Enlisted females in the Artillery/Gunnery, Aviation, and Maritime/Naval communities had AR > 30% compared with their male counterparts. It is difficult to elucidate the reasons why these communities had the highest attributable risk from our data. Female service members are also more likely to seek outpatient health care services than their male counterparts.[22] While sex-related disparities in care seeking could theoretically artificially increase risk among women, our findings are consistent with other studies that used various other methodologies for data collection.[2]

Occupation

Exposure to hazards that contribute to LAS differ between occupational specialties in the military. In this study, we observed lower rates of injury in the combat arms that primarily employed vehicles (Mechanized/Armor, Aviation, Maritime/Naval Specialties) compared with the Infantry. The Infantry rely on marching and maneuvering over various terrain, in daylight and darkness, to close with and engage a target. Hazards of this task may include stepping on terrain that is inclined, uneven, or contains features such as rocks, boulders, holes, or fallen foliage (ie, twigs, branches, logs) that can contribute to inversion ankle injury. It is likely that

sedentary, vehicle-borne, and ground-based occupations that operate on hard, improved, or unimproved surfaces have reduced exposure to hazards that can contribute to LAS.

Differences in physical fitness and body composition among the military occupations are plausible contributions to our findings. Increased adiposity and poor cardiovascular endurance have been identified as risk factors for injury,[23] greater utilization of health care services,[24] and lost duty time[25] in military members. Increased body mass index has also been identified as a risk factor for LAS and prolonged recovery following injury.[26] It is highly plausible that variations in physical activity and adiposity associated with military occupation are contributory to LAS risk. In a study assessing associations of occupation with anthropometry, definitive disparities exist between occupations.[27] This is likely a result of varying occupation-related physical requirements.[28] Physical fitness, to include ankle and foot strength, has been identified as a protective factor for LAS.[29] This may explain in part why Special Operation Forces had a reduced rate of LAS compared with Infantry, despite similar occupational hazards.

This study relied on billed medical encounters, so it is highly plausible that disparity in social determinants of health seeking among different military occupations contributed to our findings.[30] It is estimated that approximately half of all military members who sustain injuries do not seek care from a medical provider.[16] Knowledge, beliefs, attitudes, and values regarding LAS and perceived benefits and risks of seeking medical care among military members may influence care-seeking behaviors. Perceptions that LASs are self-limiting conditions of little consequence, combined with cultural influences among occupational groups, likely reduce care seeking.[30] In some military occupations, such as Special Operators and Aviators, fear of being taken out of operations likely preclude care seeking.[30] Barriers to medical care, such as geographic distance or a high operational tempo, may also limit a service

member's ability to seek treatment.[30] For example, the Army has deployed physical therapists with operational units since the Vietnam War, whereas most Navy and Marine Corps units lose access to this specialized capability once they leave garrison. This may explain why the Navy and Marine Corps have the lowest return-to-duty rates following injury.[31]

Clinical and Research Implications

As women continue to be integrated into expanding military roles, identification and awareness of risk factors among the general military population and subgroups will be critical in maintaining an operationally ready force. Appropriate preventive practices, such as strengthening, proprioceptive, agility, and flexibility exercise programs, as well as education techniques on bracing, taping, and proper footwear size and fit, are paramount. Collocation of specialized interdisciplinary teams of specialists, such as physical therapists, athletic trainers, and sports medicine physicians with the operational forces for surveillance, prevention, and rehabilitation following injury is paramount both in garrison and when deployed. Future research investigating the knowledge, skills, and abilities required to mitigate injuries such as LAS at each echelon of care is needed. Follow-on study is also required to assess determinants of care seeking and how factors such as adiposity and fitness within the military occupations influence rates of reported injury in the military. Detailed occupational surveys should assess specific work-related exposures and hazards, while longitudinal data collection may be employed to identify barriers to full recovery.

Strengths and Limitations

Using the DMED allowed for a large, population-based analysis of LASs across all branches of military service. The ability to exclude repeat encounters resulted in an estimate of incidence and gold standard epidemiological measures of risk. Further, the stratification by sex addressed a

timely military issue of public health importance given that the full integration of women is currently under way.

There are limitations to this study. The ICD-9 code 845.00 (sprain of ankle, unspecified site) is nonspecific and can refer to medial, lateral, or syndesmotic ankle injury. Many clinicians do not take time to code the specific injury and often just provide the more generic label. However, 845.00 is the most used diagnostic code by clinicians for LAS. While both medial and syndesmotic sprains can also be captured by the 845.00 code, comfort can be taken that that lateral ligament injury represents 90% to 96% of all ankle sprains in the civilian[32] and military sectors.[1] Lastly, these codes do not allow for identification of laterality. A new injury may have occurred on the contralateral side but would not have been counted as a new injury because each individual was only counted once. While we might assume equal on-duty exposure to occupational hazards in both male and female service members, it was not possible to control for sex-related disparity in off-duty activities. Other limitations of this data source include lack of other important factors such as adiposity, physical fitness, history of past or concurrent injury, on- and off-duty exposure, and downstream recurrence rate, which precluded us from performing a more in-depth analysis.

CONCLUSION

Female sex and military occupation were salient factors in risk for LAS. These injuries continue to be pervasive among military service members and are a substantial threat to operational readiness and tactical performance. These findings are likely attributed to differences in sex-related musculoskeletal structure and function, occupational hazard exposure, physical fitness, and health care access and utilization. Since sex and occupational hazards are salient factors in

LAS risk, these factors should be considered when developing and implementing risk-mitigating strategies for training, clinical practice, and policy.

REFERENCES

- [1] Cameron KL, Owens BD, DeBerardino TM. Incidence of ankle sprains among active-duty members of the United States Armed Services from 1998 through 2006. *J Athl Train* 2010;45:29–38. <https://doi.org/10.4085/1062-6050-45.1.29>.
- [2] Doherty C, Delahunt E, Caulfield B, Hertel J, Ryan J, Bleakley C. The incidence and prevalence of ankle sprain injury: a systematic review and meta-analysis of prospective epidemiological studies. *Sports Med* 2014;44:123–40. <https://doi.org/10.1007/s40279-013-0102-5>.
- [3] Fraser JJ, Hertel J. *Joint Mobility & Stability Strategies for the Ankle*. 292 *Neurol. Orthop.*, Alexandria, VA: Academy of Orthopaedic Physical Therapy, APTA, Inc.; 2019.
- [4] Doherty C, Bleakley C, Hertel J, Caulfield B, Ryan J, Delahunt E. Recovery from a first-time lateral ankle sprain and the predictors of chronic ankle instability: a prospective cohort analysis. *Am J Sports Med* 2016;44:995–1003. <https://doi.org/10.1177/0363546516628870>.
- [5] Gribble PA, Delahunt E, Bleakley C, Caulfield B, Docherty CL, Fourchet F, et al. Selection criteria for patients with chronic ankle instability in controlled research: a position statement of the International Ankle Consortium. *J Orthop Sports Phys Ther* 2013;43:585–91. <https://doi.org/10.2519/jospt.2013.0303>.
- [6] Waterman BR, Belmont PJ, Cameron KL, DeBerardino TM, Owens BD. Epidemiology of ankle sprain at the United States Military Academy. *Am J Sports Med* 2010;38:797–803. <https://doi.org/10.1177/0363546509350757>.
- [7] Almeida SA, Williams KM, Shaffer RA, Brodine SK. Epidemiological patterns of musculoskeletal injuries and physical training: *Med Sci Sports Exerc* 1999;31:1176–82. <https://doi.org/10.1097/00005768-199908000-00015>.
- [8] Linenger J, Shwayhat A. Epidemiology of podiatric injuries in US Marine recruits undergoing basic training. *J Am Podiatr Med Assoc* 1992;82:269–71. <https://doi.org/10.7547/87507315-82-5-269>.
- [9] Bulathsinhala L, Hill OT, Scofield DE, Haley TF, Kardouni JR. Epidemiology of ankle sprains and the risk of separation from service in US Army soldiers. *J Orthop Sports Phys Ther* 2015;45:477–84. <https://doi.org/10.2519/jospt.2015.5733>.
- [10] Teyhen DS, Goffar SL, Shaffer SW, Kiesel K, Butler RJ, Tedaldi A-M, et al. Incidence of musculoskeletal injury in US Army unit types: a prospective cohort study. *J Orthop Sports Phys Ther* 2018;48:749–57. <https://doi.org/10.2519/jospt.2018.7979>.
- [11] Dempsey ME, Panetta LE. Elimination of the 1994 Direct Ground Combat Definition and Assignment Rule. Memorandum for Secretaries of the Military Departments, Acting Under Secretary of Defense for Personnel and Readiness, and Chiefs of the Military Services. Washington, DC: Joint Chiefs of Staff; 2013.
- [12] Feger MA, Glaviano NR, Donovan L, Hart JM, Saliba SA, Park JS, et al. Current Trends in the Management of Lateral Ankle Sprain in the United States. *Clin J Sport Med Off J Can Acad Sport Med* 2016;27:1. <https://doi.org/10.1097/JSM.0000000000000321>.
- [13] LaMorte WW. *Epidemiology/Biostatistics Tools [Excel workbook]*. n.d.
- [14] Peters HM, Plagakis S. Department of Defense Contractor and Troop Levels in Afghanistan and Iraq: 2007-2018. Washington, DC: Congressional Research Service; 2019.
- [15] Nathan ML. The Patient-Centered Medical Home in the transformation from healthcare to health. *Mil Med* 2013;178:126–7. <https://doi.org/10.7205/MILMED-D-12-00467>.

- [16] Smith L, Westrick R, Sauers S, Cooper A, Scofield D, Claro P, et al. Underreporting of musculoskeletal injuries in the US Army. *Sports Health* 2016;8:507–13. <https://doi.org/10.1177/1941738116670873>.
- [17] Wilkerson RD, Mason MA. Difference in men's and women's mean ankle ligamentous laxity. *Iowa Orthop J* 2000;20:46–8.
- [18] Kim SK, Kleimeyer JP, Ahmed MA, Avins AL, Fredericson M, Dragoo JL, et al. Two genetic loci associated with ankle injury. *PLoS ONE* 2017;12:e0185355. <https://doi.org/10.1371/journal.pone.0185355>.
- [19] Segal NA, Boyer ER, Teran-Yengle P, Glass NA, Hillstrom HJ, Yack HJ. Pregnancy leads to lasting changes in foot structure. *Am J Phys Med Rehabil* 2013;92:232–40. <https://doi.org/10.1097/PHM.0b013e31827443a9>.
- [20] Chidi-Ogbolu N, Baar K. Effect of estrogen on musculoskeletal performance and injury. *Front Physiol* 2019;9:1834. <https://doi.org/10.3389/fphys.2018.01834>.
- [21] Williams CM, Haines TP. An exploration of emergency department presentations related to high heel footwear in Victoria, Australia, 2006–2010. *J Foot Ankle Res* 2014;7:4. <https://doi.org/10.1186/1757-1146-7-4>.
- [22] Duggal M, Goulet JL, Womack J, Gordon K, Mattocks K, Haskell SG, et al. Comparison of outpatient health care utilization among returning women and men Veterans from Afghanistan and Iraq. *BMC Health Serv Res* 2010;10:175.
- [23] Anderson MK, Grier T, Canham-Chervak M, Bushman TT, Jones BH. Occupation and other risk factors for injury among enlisted U.S. Army Soldiers. *Public Health* 2015;129:531–8. <https://doi.org/10.1016/j.puhe.2015.02.003>.
- [24] Shiozawa B, Madsen C, Banaag A, Patel A, Koehlmoos T. Body mass index effect on health service utilization among active duty male United States Army soldiers. *Mil Med* 2019. <https://doi.org/10.1093/milmed/usz032>.
- [25] Kyröläinen H, Häkkinen K, Kautiainen H, Santtila M, Pihlainen K, Häkkinen A. Physical fitness, BMI and sickness absence in male military personnel. *Occup Med* 2008;58:251–6. <https://doi.org/10.1093/occmed/kqn010>.
- [26] Bielska IA, Brison R, Brouwer B, Janssen I, Johnson AP, Day AG, et al. Is recovery from ankle sprains negatively affected by obesity? *Ann Phys Rehabil Med* 2019;62:8–13. <https://doi.org/10.1016/j.rehab.2018.08.006>.
- [27] Gu JK, Charles LE, Bang KM, Ma CC, Andrew ME, Violanti JM, et al. Prevalence of Obesity by Occupation Among US Workers. *J Occup Environ Med Am Coll Occup Environ Med* 2014;56:516–28. <https://doi.org/10.1097/JOM.000000000000133>.
- [28] Church TS, Thomas DM, Tudor-Locke C, Katzmarzyk PT, Earnest CP, Rodarte RQ, et al. Trends over 5 decades in U.S. occupation-related physical activity and their associations with obesity. *PLoS ONE* 2011;6:e19657. <https://doi.org/10.1371/journal.pone.0019657>.
- [29] Delahunt E, Remus A. Risk factors for lateral ankle sprains and chronic ankle instability. *J Athl Train* 2019;54:611–6. <https://doi.org/10.4085/1062-6050-44-18>.
- [30] Fraser JJ, Schmied E, Rosenthal MD, Davenport TE. Physical Therapy as a Force Multiplier: Population Health Perspectives to Address Short-Term Readiness and Long-Term Health of Military Service Members. *Cardiopulm Phys Ther J* 2020;31:22–8. <https://doi.org/10.1097/CPT.000000000000129>.
- [31] Cohen SP, Brown C, Kurihara C, Plunkett A, Nguyen C, Strassels SA. Diagnoses and factors associated with medical evacuation and return to duty for service members

- participating in Operation Iraqi Freedom or Operation Enduring Freedom: a prospective cohort study. *The Lancet* 2010;375:301–9. [https://doi.org/10.1016/S0140-6736\(09\)61797-9](https://doi.org/10.1016/S0140-6736(09)61797-9).
- [32] Shah S, Thomas AC, Noone JM, Blanchette CM, Wikstrom EA. Incidence and cost of ankle sprains in United States emergency departments. *Sports Health* 2016;8:547–52. <https://doi.org/10.1177/1941738116659639>.

Table 1. Number and incidence of lateral ankle sprains among officers in the US Armed Forces, 2006–2015

Officer Specialty	Ground and Naval Gunfire			Aviation			Engineering & Maintenance			Administration			Operations & Intelligence			Logistics			Services			Total		
	M	F	Total	M	F	Total	M	F	Total	M	F	Total	M	F	Total	M	F	Total	M	F	Total	M	F	Total
Lateral Ankle Sprains (n)																								
Army	2917	38	2955	899	61	960	1894	416	2310	708	344	1052	974	218	1192	1005	317	1322	1733	999	2732	10528	2440	12968
Navy	748	125	873	830	52	882	579	58	637	224	70	294	295	68	363	251	57	308	694	520	1214	4286	1092	5378
Air Force	89	10	99	1567	107	1674	1319	262	1581	455	254	709	1042	364	1406	662	215	877	1286	850	2136	7156	2179	9335
Marines	307	4	311	295	11	306	218	11	229	199	37	236	191	22	213	246	32	278	97	15	112	2564	309	2873
Total	4061	177	4238	3591	231	3822	4010	747	4757	1586	705	2291	2502	672	3174	2164	621	2785	3810	2384	6194	24534	6020	30554
Incidence (per 1000 person-years)																								
Army	15.2	21.7	15.2	10.4	12.8	10.5	15.3	20.4	16.0	13.2	17.3	14.3	13.8	16.1	14.2	14.4	15.8	14.7	11.1	15.4	12.4	13.6	16.6	14.0
Navy	8.5	12.5	8.9	8.5	8.8	8.5	10.3	18.1	10.7	11.0	12.7	11.4	10.3	14.9	11.0	11.4	16.3	12.0	8.5	12.3	9.8	9.6	13.1	10.2
Air Force	16.2	14.1	16.0	9.9	13.0	10.0	17.4	22.1	18.0	13.7	19.2	15.2	13.8	21.2	15.2	17.0	21.1	17.9	13.1	15.1	13.8	13.5	17.7	14.3
Marines	7.8	9.4	7.8	6.9	8.9	7.0	9.9	9.9	9.9	10.0	12.6	10.3	10.2	17.5	10.6	10.0	10.6	10.1	19.3	21.7	19.6	13.1	24.1	13.8
Total	12.5	13.7	12.6	9.3	11.4	9.4	14.4	20.4	15.1	12.5	16.9	13.6	12.9	18.4	13.8	13.9	16.9	14.5	11.2	14.5	12.3	12.6	16.4	13.2
Occupation Codes	O205: Ground and Naval Arms; O206: Missiles			O201: Fixed-Wing Fighter/Bomber Pilots; O202: Other Fixed-Wing Pilots; O203: Helicopter Pilots; O204: Aircraft Crews			OFF4: Engineering and Maintenance Officers			OFF1: General Officers and Executives, N.E.C.; OFF7: Administrators			O207: Operations Staff; O301: General Intelligence; O302: Communications Intelligence; O303: Counterintelligence			OFF8: Supply, Procurement and Allied Officers			OFF5: Scientists and Professionals; OFF6: Health Care Officers			All Officer Specialties		

Table 2. Number and incidence of lateral ankle sprains among enlisted members in the US Armed Forces, 2006–2015

Enlisted Specialty	Special Operations Forces			Infantry			Mechanized/Armor			Artillery/Gunnery			Aviation			Engineers			Maintainance			Administration, Intelligence, & Communication			Logistics			Maritime/Naval Specialties			Total		
	M	F	Total	M	F	Total	M	F	Total	M	F	Total	M	F	Total	M	F	Total	M	F	Total	M	F	Total	M	F	Total	M	F	Total	M	F	Total
Lateral Ankle Sprains (n)																																	
Army	658	-	658	20099	0	20099	2143	0	2143	6929	496	7425	-	-	-	3827	76	3903	29431	4146	33577	26888	9463	36351	16304	4765	21069	163	29	192	120964	24850	145814
Navy	109	-	109	-	-	-	-	-	-	381	92	473	900	184	1084	-	-	-	20736	3392	24128	7693	2360	10053	3396	855	4251	1779	575	2354	46710	11405	58115
Air Force	-	-	-	-	-	-	-	-	-	542	-	542	839	47	886	-	-	-	21814	1719	23533	12424	5227	17651	6344	1373	7717	-	-	-	55405	14869	70274
Marines	-	-	-	4538	0	4538	322	0	322	-	-	-	331	17	348	692	27	719	10061	532	10593	8768	1499	10267	4637	526	5163	-	-	-	49891	5608	55499
Total	767	-	767	24637	0	24637	2465	0	2465	7852	588	8440	2070	248	2318	4519	103	4622	82042	9789	91831	55773	18549	74322	30681	7519	38200	1942	604	2546	272970	56732	329702
Cumulative Incidence (per 1000 person-years)																																	
Army	10.7	-	10.7	30.9	-	30.9	26.0	-	26.0	33.6	60.6	34.6	-	-	-	33.9	53.6	34.2	34.0	51.0	35.5	30.2	37.8	31.9	33.66	45.9	35.8	37.4	56.0	39.4	31.9	43.2	33.4
Navy	8.2	-	8.2	-	-	-	-	-	-	15.3	23.8	16.5	20.5	40.7	22.4	-	-	-	18.1	22.0	18.5	19.4	19.6	19.4	21.97	23.0	22.2	20.9	31.5	22.8	20.4	25.9	21.3
Air Force	-	-	-	-	-	-	-	-	-	-	-	-	19.3	19.1	19.3	-	-	-	24.0	26.7	24.2	25.4	23.7	24.9	25.23	25.8	25.3	-	-	-	26.1	29.2	26.7
Marines	-	-	-	14.9	-	14.9	12.9	-	12.9	15.6	-	-	18.5	31.8	18.9	18.5	17.3	18.4	24.0	24.3	24.0	25.7	27.8	26.0	25.64	28.1	25.9	-	-	-	31.1	47.5	32.3
Total	10.2	-	10.2	25.8	-	25.8	23.0	-	23.0	29.5	48.8	30.4	19.7	33.0	20.5	30.1	34.6	30.2	24.5	30.4	25.1	26.4	28.8	26.9	28.64	35.3	29.7	21.7	32.2	23.5	27.9	34.5	28.8
Occupation Codes	E011: Special Forces	E010: Infantry, General		Occupation: E020: Armor and Amphibious, General			E041: Artillery and Gunnery; E042: Rocket Artillery; E043: Missile Artillery, Operating Crew			E050: Air Crew, General; E051: Pilots and Navigators			E030: Combat Engineering, General			ENL7: Craftworkers; ENL1: Electronic Equipment Repairers; ENL6: Electrical/Mechanical Equipment Repairers			ENL2: Communications and Intelligence Specialist; ENL5: Functional Support and Administration			ENL8: Service and Supply Handlers			E062: Small Boat Operators; E063: Seamanship, General; E060: Boatswains			All Enlisted Specialties					

medRxiv preprint doi: <https://doi.org/10.1101/2020.08.20.20178871>; this version posted August 23, 2020. The copyright holder for this preprint (which was not certified by peer review) is the author/funder, who has granted medRxiv a license to display the preprint in perpetuity. This article is a US Government work. It is not subject to copyright under 17 USC 105 and is also made available for use under a CC0 license.

Table 3. Assessment of risk of lateral ankle sprains by sex in members of the US Armed Forces, 2006–2015

Enlisted Specialty	Artillery/ Gunnery	Aviation	Engineers	Maintainance	Administration, Intelligence, & Communication	Logistics	Maritime/Naval Specialties	Total
RR (95% CI)	1.65 (1.52-1.79)	1.68 (1.47-1.91)	1.15 (0.95-1.39)	1.24 (1.21-1.27)	1.09 (1.07-1.11)	1.23 (1.20-1.26)	1.48 (1.35-1.62)	1.24 (1.23-1.25)
Risk difference (per 1000 person-years)	19.3	13.3	4.5	5.9	2.4	6.7	10.4	6.7
AR (%)	39.5	40.4	13.1	19.4	8.3	18.9	32.4	19.3
<i>p</i>	<.001	<.001	.15	<.001	<.001	<.001	<.001	<.001
NNH	52	75	220	170	417	150	96	150
Officer Specialty	Ground/Naval Gunfire	Aviation	Engineering & Maintenance	Administration	Operations & Intelligence	Logistics	Services	Total
RR (95% CI)	1.10 (0.95-1.27)	1.23 (1.08-1.40)	1.41 (1.31-1.53)	1.36 (1.24-1.48)	1.42 (1.31-1.55)	1.21(1.11-1.33)	1.30 (1.24-1.37)	1.30 (1.27-1.34)
Risk difference (per 1000 person-years)	1.2	2.1	6.0	4.5	5.5	3.0	3.4	3.8
AR (%)	8.9	18.6	29.3	26.4	29.7	17.7	23.1	23.3
<i>p</i>	.23	.002	<.001	<.001	<.001	<.001	<.001	<.001
NNH	821	251	167	223	183	335	298	262

Female service members referenced to male members. RR, Relative Risk; CI, confidence interval; AR, Attributable Risk; NNH, Number Needed to Harm

Table 4. Assessment of risk of lateral ankle sprains by occupation in members of the US Armed Forces, 2006–2015

Enlisted Specialty*	Special Operation Forces	Mechanized/Armor	Artillery/Gunnery	Aviation	Engineers	Maintenance	Administration, Intelligence, & Communication	Logistics	Maritime/Naval Specialties
RR (95% CI)	0.38 (0.36-0.41)	0.86 (0.82-0.89)	1.13 (1.10-1.16)	0.77 (0.73-0.80)	1.12 (1.09-1.16)	0.93 (0.92-0.95)	1.00 (0.99-1.02)	1.11 (1.09-1.13)	0.88 (0.84-0.91)
Risk difference (per 1000 person-years)	-16.6	-3.9	3.5	-6.3	3.3	-1.8	0.1	2.9	-3.3
AR (%)	-162.2	-17	11.6	-30.7	11.0	-7.1	0.3	9.7	-14.0
<i>p</i>	<.001	<.001	<.001	<.001	<.001	<.001	.69	<.001	<.001
NNH	-60	-257	285	-159	302	-560	13094	345	-303
Officer Specialty †	Aviation Officers	Engineering & Maintenance	Administration	Operations & Intelligence	Logistics	Services			
RR (95% CI)	0.75 (0.72-0.78)	1.20 (1.16-1.26)	1.08 (1.03-1.14)	1.10 (1.05-1.15)	1.15 (1.10-1.21)	0.98 (0.94-1.02)			
Risk difference (per 1000 person-years)	-3.1	2.6	1.0	1.2	1.9	-0.3			
AR (%)	-33.2	17.0	7.5	9.0	13.3	-2.3			
<i>p</i>	<.001	<.001	.003	<.001	<.001	.25			
NNH	-320	389	985	807	521	-3519			

* Contrasted to Enlisted Infantry. † Referenced to Ground and Naval Gunfire Officers. RR, Relative Risk; CI, confidence interval; AR, Attributable Risk; NNH, Number Needed to Harm

Figure 1. Lateral ankle sprain incidence among male officers, US Armed Forces, 2006–2015.

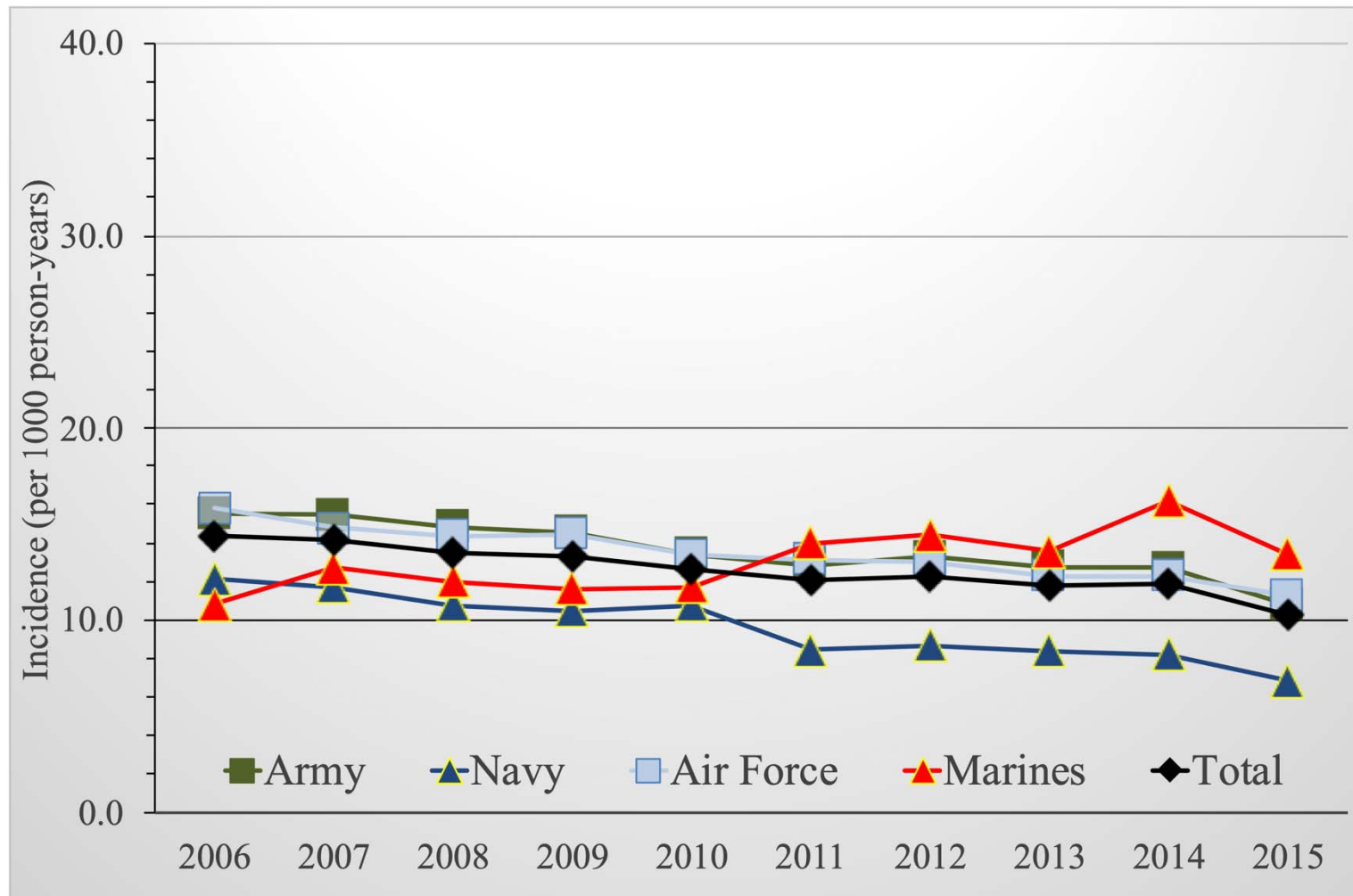


Figure 2. Lateral ankle sprain incidence among female officers, US Armed Forces, 2006–2015.

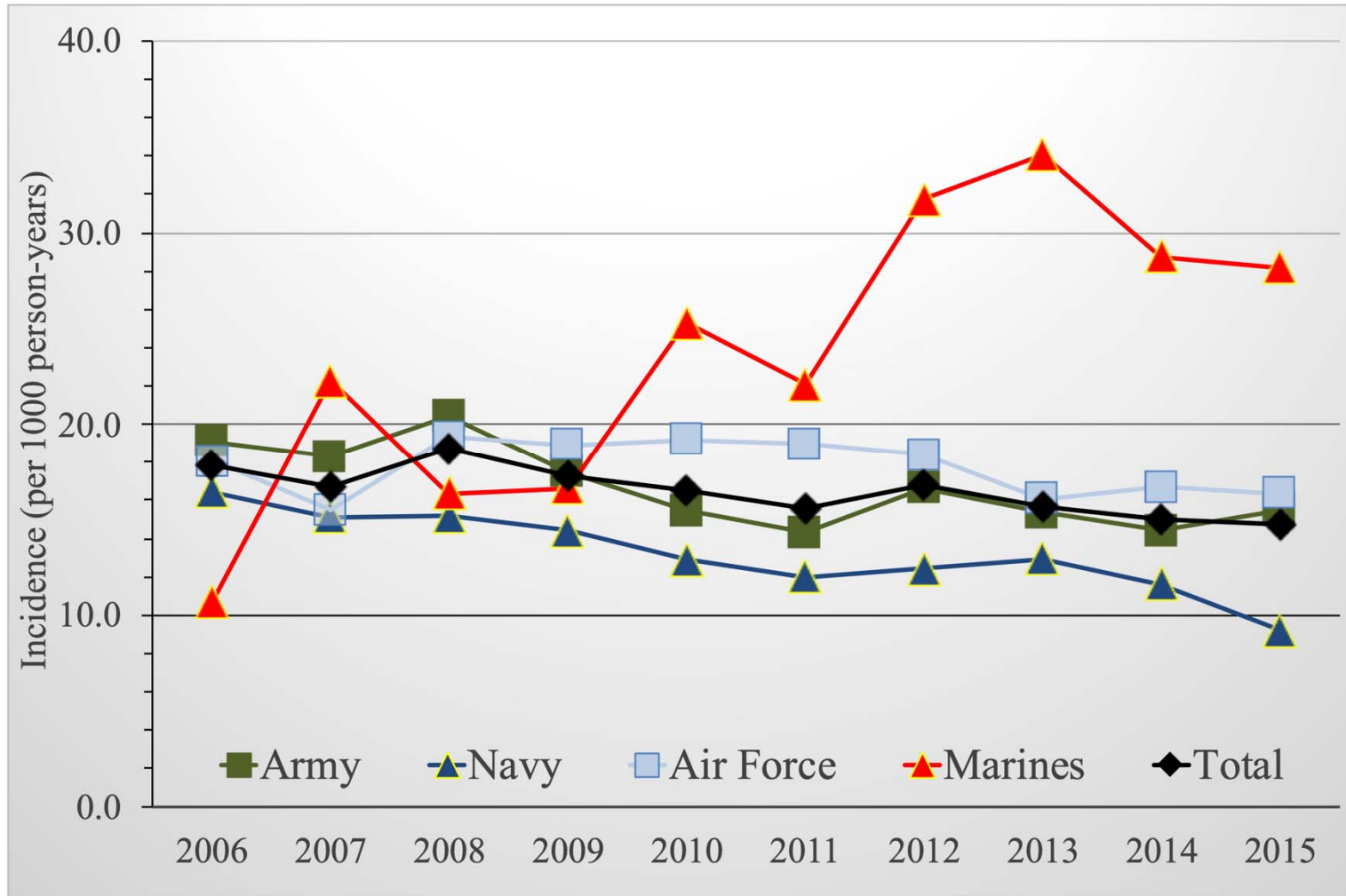


Figure 3. Lateral ankle sprain incidence among enlisted males, US Armed Forces, 2006–2015.

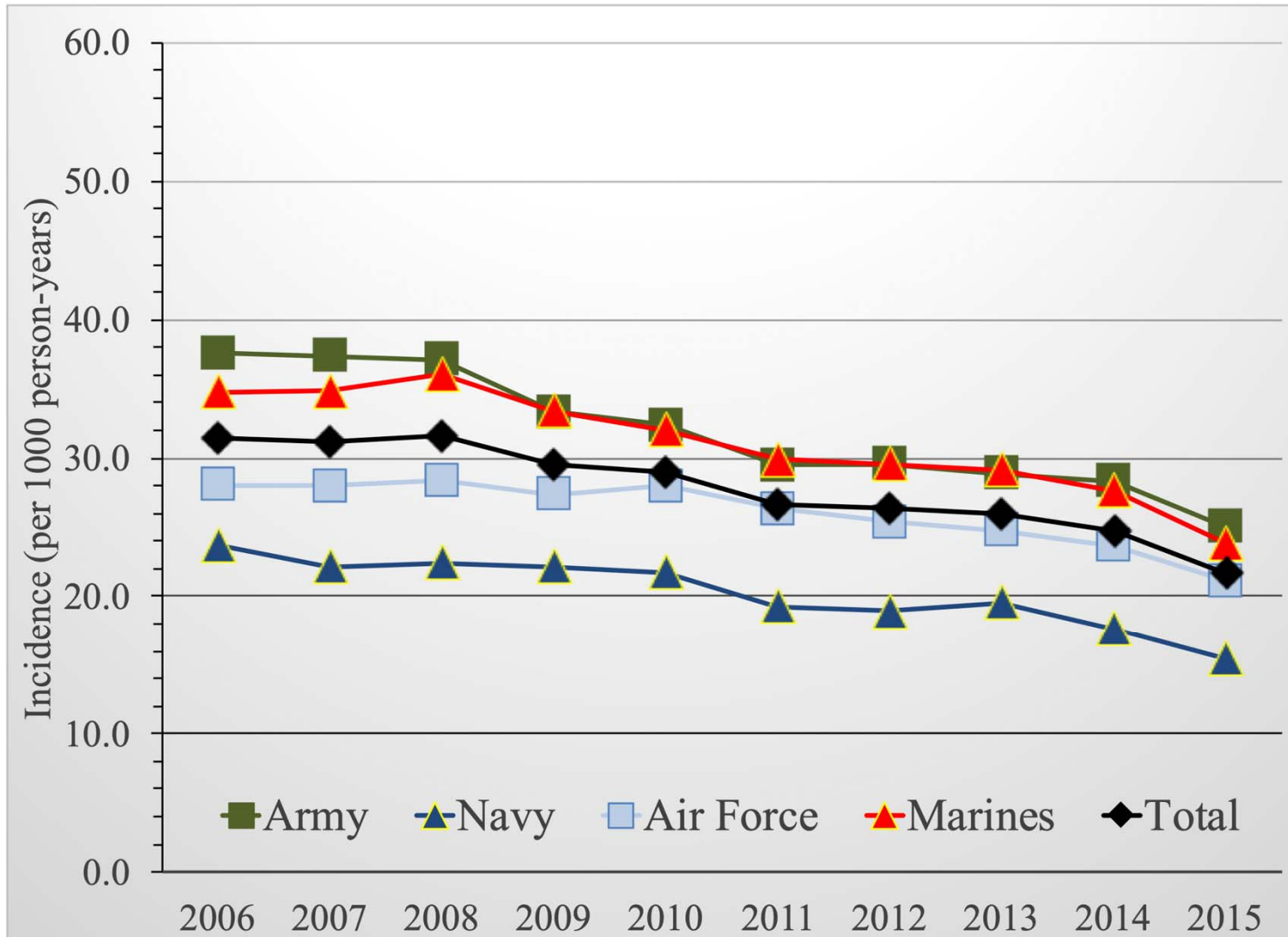


Figure 4. Lateral ankle sprain incidence among enlisted females, US Armed Forces, 2006–2015.

