

ISARIC Clinical Data Report 8 April 2021

International Severe Acute Respiratory and emerging Infections Consortium

ISARIC Clinical Characterisation Group*^

*group members are listed at end of report

^participating institutions are listed at <https://isaric.org/research/covid-19-clinical-research-resources/covid-19-data-management-hosting/covid-19-clinical-data-contributors-list/>

Correspondence to: Laura.Merson@ndm.ox.ac.uk ¹

1 ISARIC, Centre for Tropical Medicine and Global Health, Nuffield Department of Medicine, University of Oxford, Oxford, UK

Abstract

ISARIC (International Severe Acute Respiratory and emerging Infections Consortium) partnerships and outbreak preparedness initiatives enabled the rapid launch of standardised clinical data collection on COVID-19 in Jan 2020. Extensive global uptake of this resource has resulted in a large, standardised collection of comprehensive clinical data from hundreds of sites across dozens of countries. Data are analysed regularly and reported publicly to inform patient care and public health response. This report is a part of a series and includes the results of data analysis on 8 April 2021.

We thank all of the data contributors for their ongoing support.

Report highlights include:

Data have been entered for 340,312 individuals from 1609 sites across 54 countries.

The analysis detailed in this report only includes individuals:

1. for whom data collection commenced on or before 1 February 2021.

AND

2. who have laboratory-confirmed or clinically-diagnosed SARS-COV-2 infection.

For the **264,496** cases who meet eligibility criteria for this report:

- The median age is 61 years.
- The five most common symptoms at admission were shortness of breath, cough, history of fever, fatigue/malaise, and altered consciousness/confusion. Children and older adults were less likely to display typical symptoms, and around 40% of patients >80 years experienced confusion.
- A total of 19% of patients were admitted at some point during their illness into an intensive care unit.
- Antibiotic use is high (79.9% of patients received antibiotics - the choice of antibiotic and specific indication have not yet been determined.)
- Altered consciousness/confusion was also relatively frequent (28,190/130,157) and most common in elderly patients. Overall, elderly patients are less likely to present with URTI symptoms.

To access previous versions of **ISARIC COVID-19 Clinical Data Report** please use the link below:

<https://isaric.org/research/covid-19-clinical-research-resources/evidence-reports/>

NOTE: This preprint reports new research that has not been certified by peer review and should not be used to guide clinical practice.



ISARIC (International Severe Acute Respiratory and Emerging Infections Consortium)

A global federation of clinical research networks, providing a proficient, coordinated, and agile research response to outbreak-prone infectious diseases

COVID-19 Report: 08 April 2021

Containing data extracted 15 February 2021

Summary

The results in this report have been produced using data from the ISARIC COVID-19 database. For information, or to contribute to the collaboration, please contact ncov@isaric.org.

We thank all of the data contributors for collecting standardised data during these extraordinary times. We plan to issue this report of aggregate data regularly for the duration of the SARS-CoV-2/COVID-19 pandemic.

Please note the following caveats. This is a dynamic report which captures new variables and information as our understanding of COVID-19 evolves. Please observe the total number of patients of each result to note variables with fewer data points. Information is incomplete for the patients who are still being treated. Furthermore, it is likely that that we received more cases of severely ill individuals than those with relatively less severe illness; outcomes from these data, such as the proportion dying, must therefore not be used to infer outcomes for the entire population of people who might become infected. Some patients may be participants in clinical trials of experimental interventions. Note the variation in patient numbers per country. Additional caveats are provided in the in the 'Caveats' section below.

Up to the date of this report, data have been entered for **340312** individuals from **1609** sites across **54** countries.

The analysis detailed in this report only includes individuals:

1. for whom data collection commenced on or before 1 February 2021. (We have applied a 14-day rule to focus analysis on individuals who are more likely to have a recorded outcome. By excluding patients enrolled during the last 14 days, we aim to reduce the number of incomplete data records and thus improve the generalisability of the results and the accuracy of the outcomes;

AND

2. who have laboratory-confirmed SARS-COV-2 infection.

The cohort satisfying the above criteria has **264496** cases. The below flow chart gives an overview of the cohort and outcomes as of 15 February 2021.

Demographics and presenting features

Of these 264496 cases, 136188 are males and 127692 are females – sex is unreported for 616 cases. The minimum and maximum observed ages were 0 and 120 years respectively. The median age is 61 years.

The observed mean number of days from (first) symptom onset to hospital admission was 5.2, with a standard deviation (SD) of 4.9 days and a median of 4 days.

The observed mean duration for the number of days from hospital admission to outcome (death or discharge) was 10, with SD 9 days and a median of 7 days. These estimates are based on all cases which have complete records on length of hospital stay (N = 230026).

The observed symptoms on admission partly represent case definitions and policies for hospital admission, which may change as time passes. The five most common symptoms at admission were shortness of breath, cough, history of fever, fatigue/malaise, and altered consciousness/confusion. Frequencies of symptom prevalence vary with age. 33586/136988 (24.5%) patients presented with oxygen saturations <94%.

Outcomes

Outcomes have been recorded for 239806 patients (90.7%), consisting of 184010 recoveries and 55796 deaths. Outcome records are unavailable for 24690 patients.

ICU/HDU: Of the 136337 patients with data on ward admissions available, a total of 31748 (19%) patients were admitted at some point of their illness into an intensive care unit (ICU) or high dependency unit (HDU), 50.3% on the day of admission. Of these, 10004 died, and 16180 have recovered and been discharged. Outcome records are unavailable for 5564 cases.

The distribution of the number of days from admission to ICU admission is shown in Figure 11. The duration of stay in ICU/HDU had a mean of 10.4 days and a median of 7 (SD: 9.8 days) – estimated on only those cases with complete records for ICU/HDU duration or ICU/HDU start/end dates (N = 24160).

Treatment

Antibiotics were received by 116265/145463 (79.9%) patients, and 21318/144875 (14.7%) received antivirals. These treatment categories are not mutually exclusive since some patients received multiple treatments. (The denominators differ due to data completeness). 97994/158070 (62%) patients received some degree of oxygen supplementation: of these, 21763/155148 (14%) received NIV and 16915/157115 (10.8%) IMV.

Of the patients admitted into ICU/HDU, 23096/24822 (93%) received antibiotics and 8310/24274 (34.2%) antivirals. 24631/26211 (94%) received some degree of oxygen supplementation, of which, 12469/25993 (48%) received NIV and 15125/26077 (58%) IMV.

A total of 21763 patients received non-invasive mechanical ventilation (NIV). The mean and median durations from admission to receiving NIV were 5.8 days and 2 days respectively (SD: 8.3 days) – estimated from records on cases with complete records on dates of hospital admission and NIV onset (N = 20491). The mean and median durations for NIV were 3.6 days and 2 days respectively (SD: 3.2 days) – estimated based on only those cases which have complete NIV duration records (N = 2253).

A total of 16915 patients received invasive mechanical ventilation (IMV). The mean and median durations from admission to receiving IMV were 5 days and 2 days respectively (SD: 7.1 days) – estimated from records on cases with complete records on dates of hospital admission and IMV onset (N = 15580). The mean, median and SD for the duration of IMV – estimated based on all 14042 cases with complete records on IMV stays – were 11 days, 9 days and 9.3 days respectively.

Corticosteroids were administered to 55538/150491 (36.9%) patients. This includes 9057/16255 (55.7%) of those who received IMV, 36397/78159 (46.6%) of those who had oxygen therapy but not IMV, and 9641/55038 (17.5%) of those who had no oxygen therapy. On 16 June, results for dexamethasone were released for the RECOVERY randomized controlled trial (RECOVERY, 2020; RECOVERY Collaborative Group, 2020). This trial found that dexamethasone reduced deaths for patients receiving IMV and oxygen therapy, but not among patients not receiving respiratory support. Of patients admitted since 16 June, corticosteroids were received by 4367/5286 (82.6%) of those who received IMV, 27821/34746 (80.1%) of those who had oxygen therapy but not IMV, and 6983/25675 (27.2%) of those who had no oxygen therapy.

Figure 1: Overview of cohort and outcomes as of 15 February 2020.

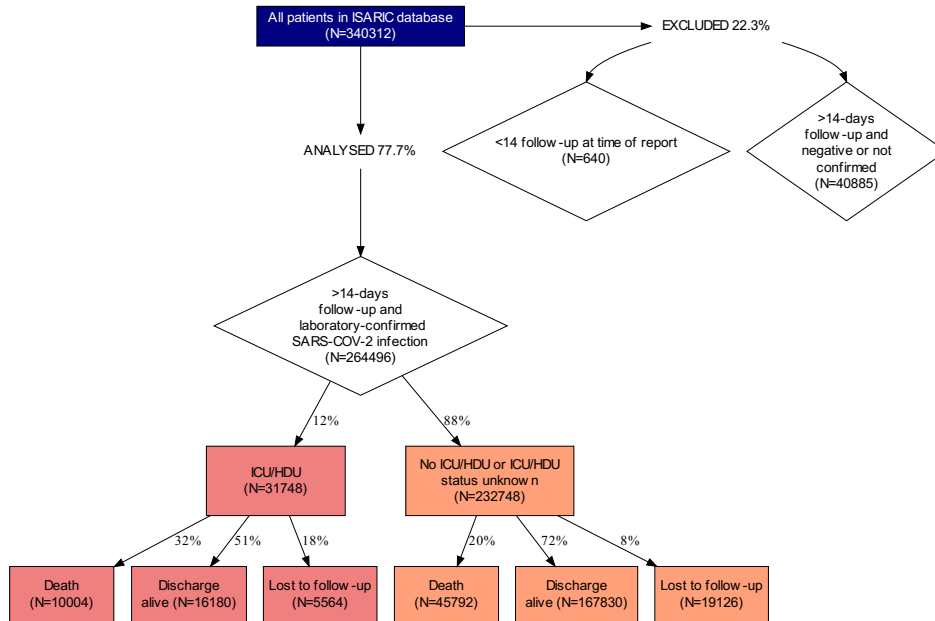
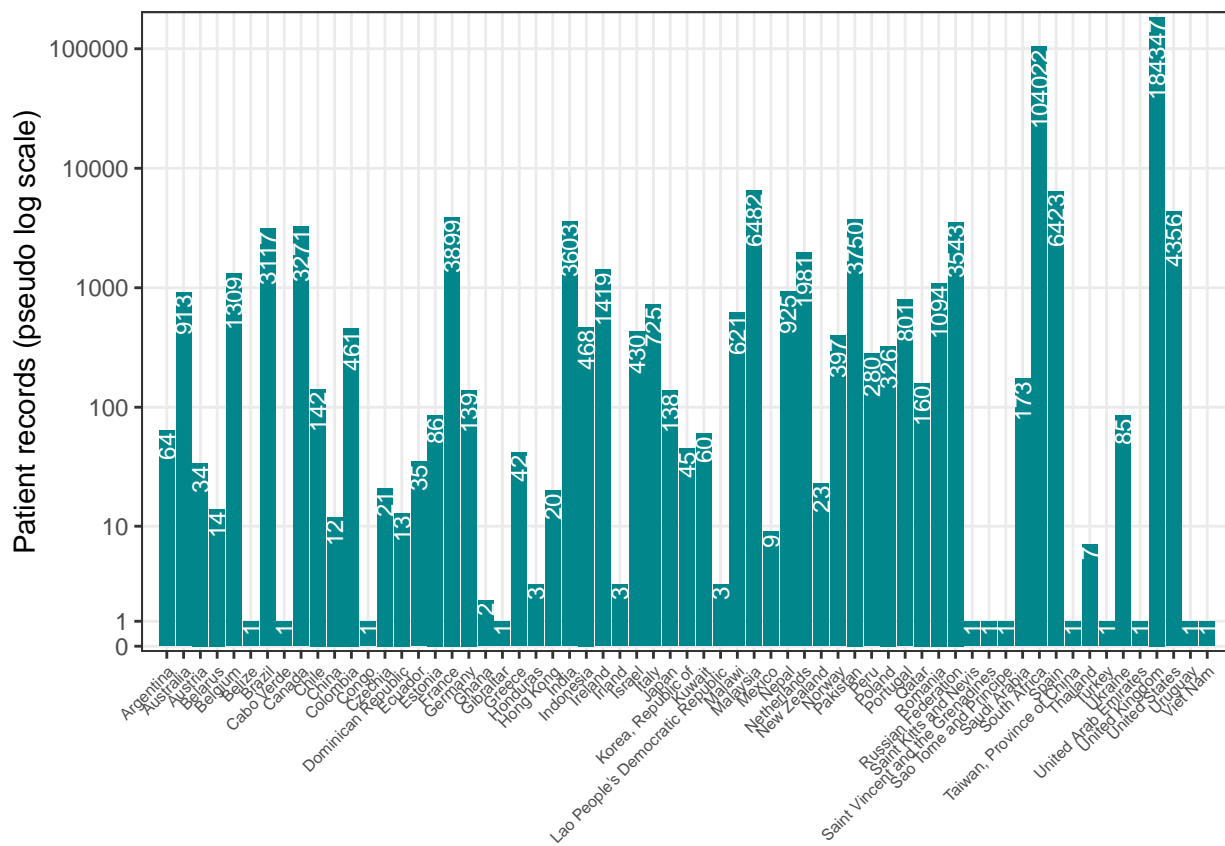


Figure 2: Distribution of patients by country



Patient Characteristics

Figure 3: Age and sex distribution of patients. Bar fills are outcome (death/discharge/lost to follow-up (LTFU)/ongoing care) at the time of report.

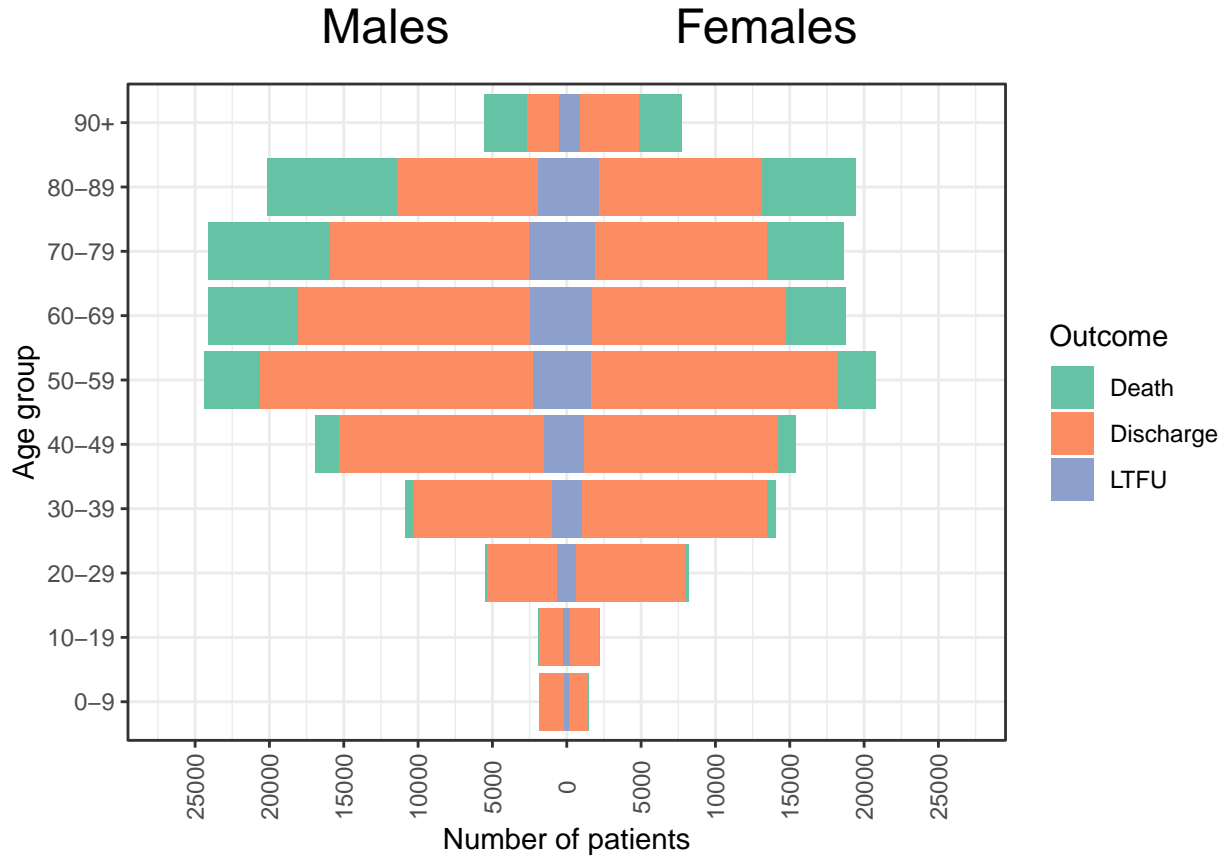
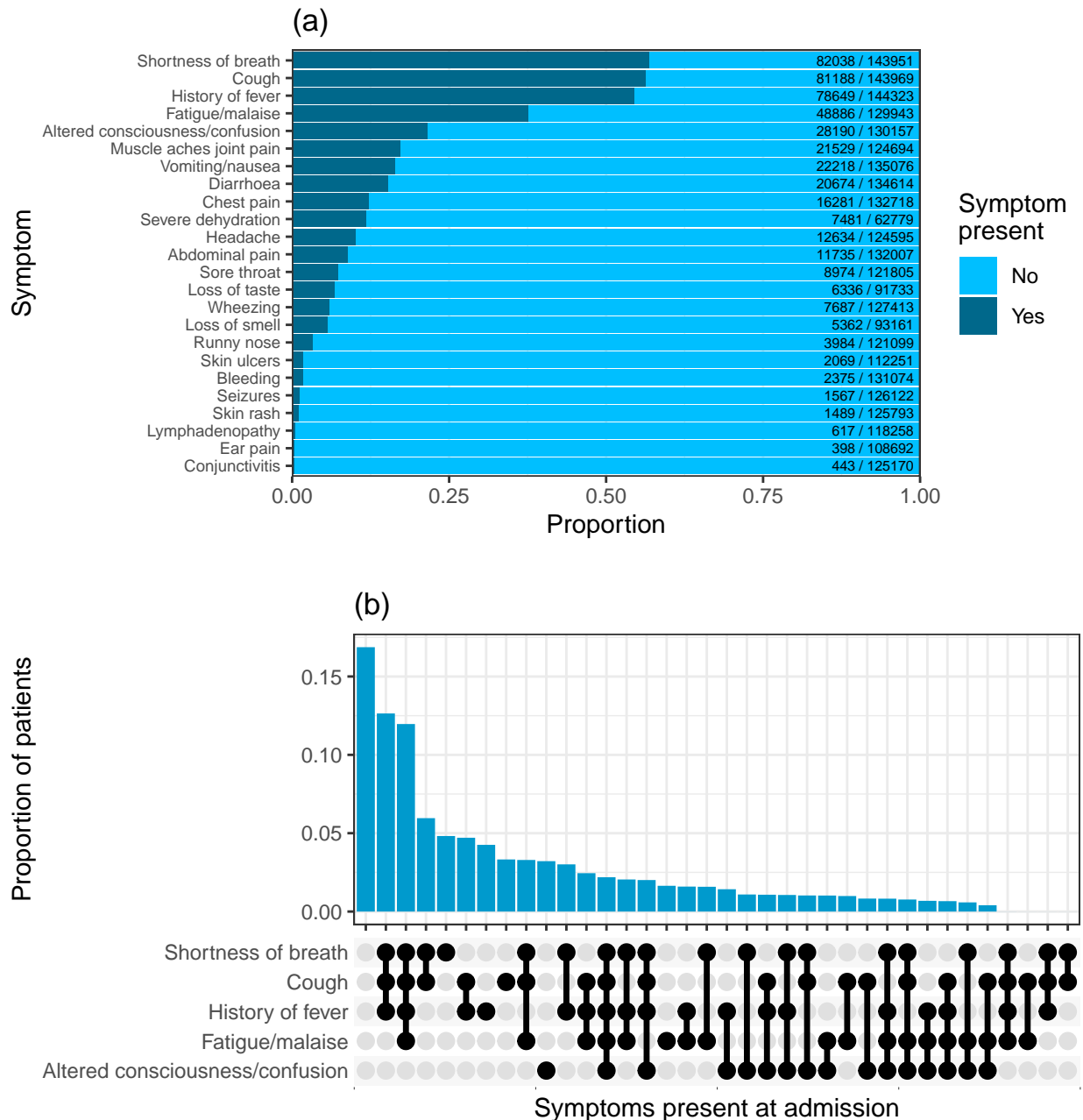


Figure 4: (a) Frequency of symptoms seen at admission amongst COVID-19 patients. Bars are annotated with a fraction representing the number of patients presenting with this symptom over the number of patients for whom presence or absence of this symptom was recorded. (b) The distribution of combinations of the five most common symptoms, amongst all patients for whom these data were recorded. Filled and empty circles below the x-axis indicate the presence or absence of each comorbidity. (c) Heatmap for correlation between symptoms. Fill colour is the phi correlation coefficient for each pair of symptoms, calculated amongst patients with recorded presence or absence of both.



(c)

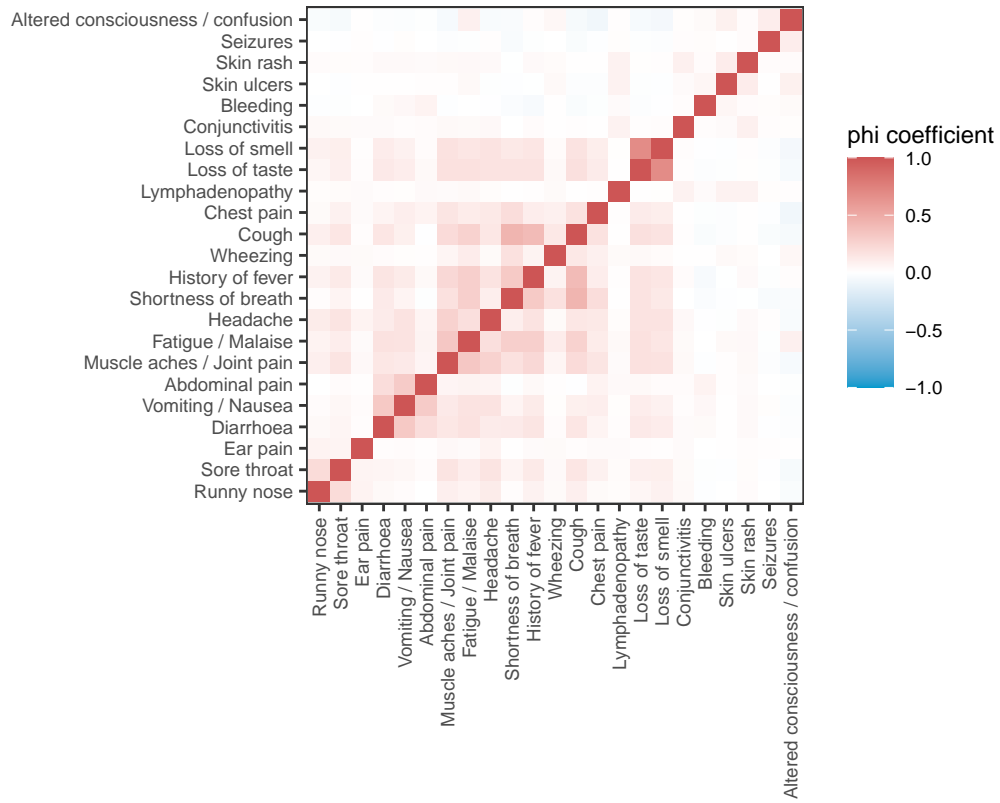
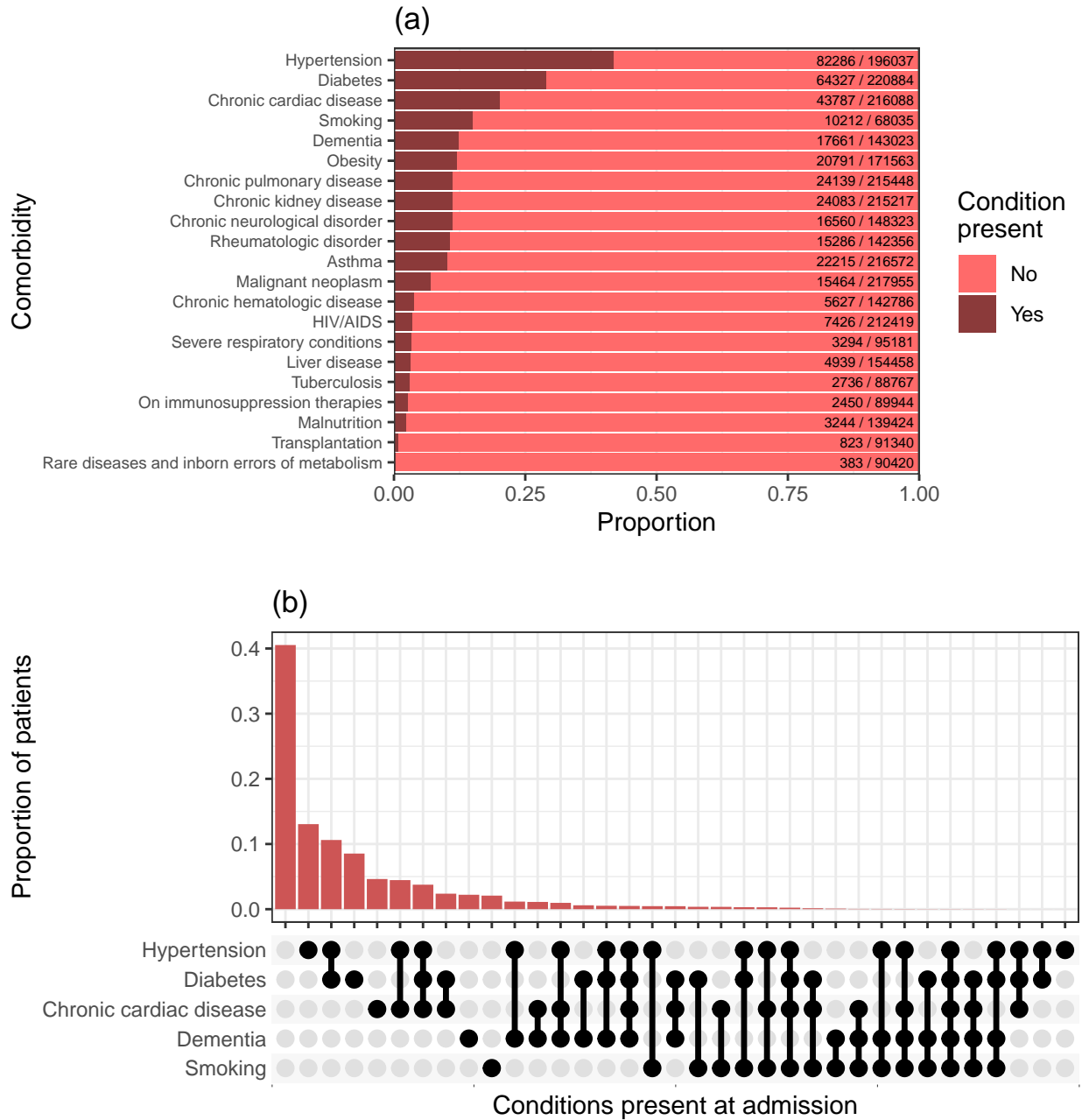


Figure 5: (a) Frequency of comorbidities or other concomitant conditions seen at admission amongst COVID-19 patients. Bars are annotated with a fraction representing the number of patients presenting with this comorbidity over the number of patients for whom presence or absence of this comorbidity was recorded. (b) The distribution of combinations of the five most common such conditions, amongst all patients for whom these data were recorded. Filled and empty circles below the x-axis indicate the presence or absence of each comorbidity.



Variables by age

Figure 6: Symptoms recorded at hospital presentation stratified by age group. Boxes show the proportion of individuals with each symptom, with error bars showing 95% confidence intervals. The size of each box is proportional to the number of individuals represented. N is the number of individuals included in the plot (this varies between plots due to data completeness)

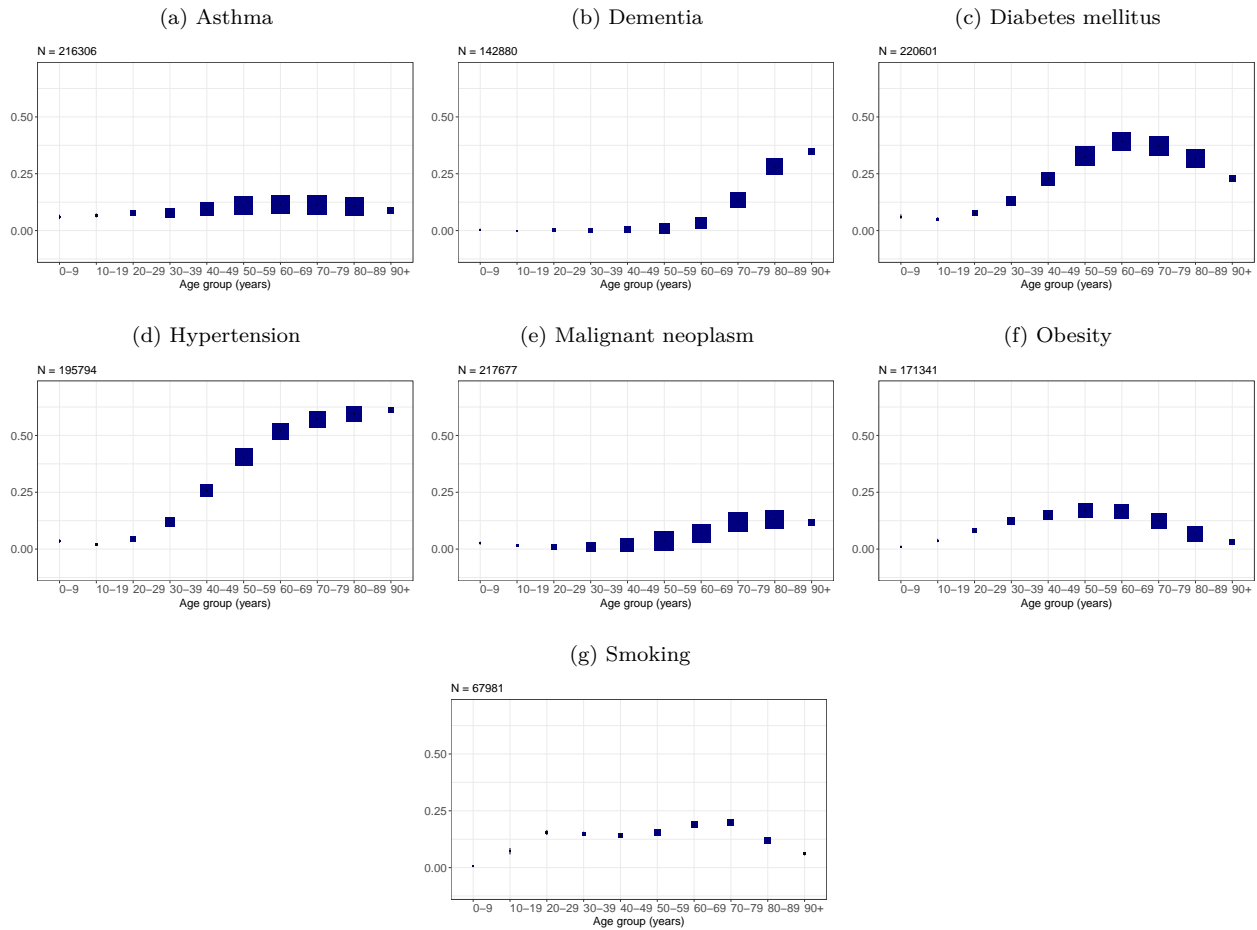


Figure 7: Symptoms recorded at hospital presentation stratified by age group. Boxes show the proportion of individuals with each symptom, with error bars showing 95% confidence intervals. The size of each box is proportional to the number of individuals represented. N is the number of individuals included in the plot (this varies between plots due to data completeness).

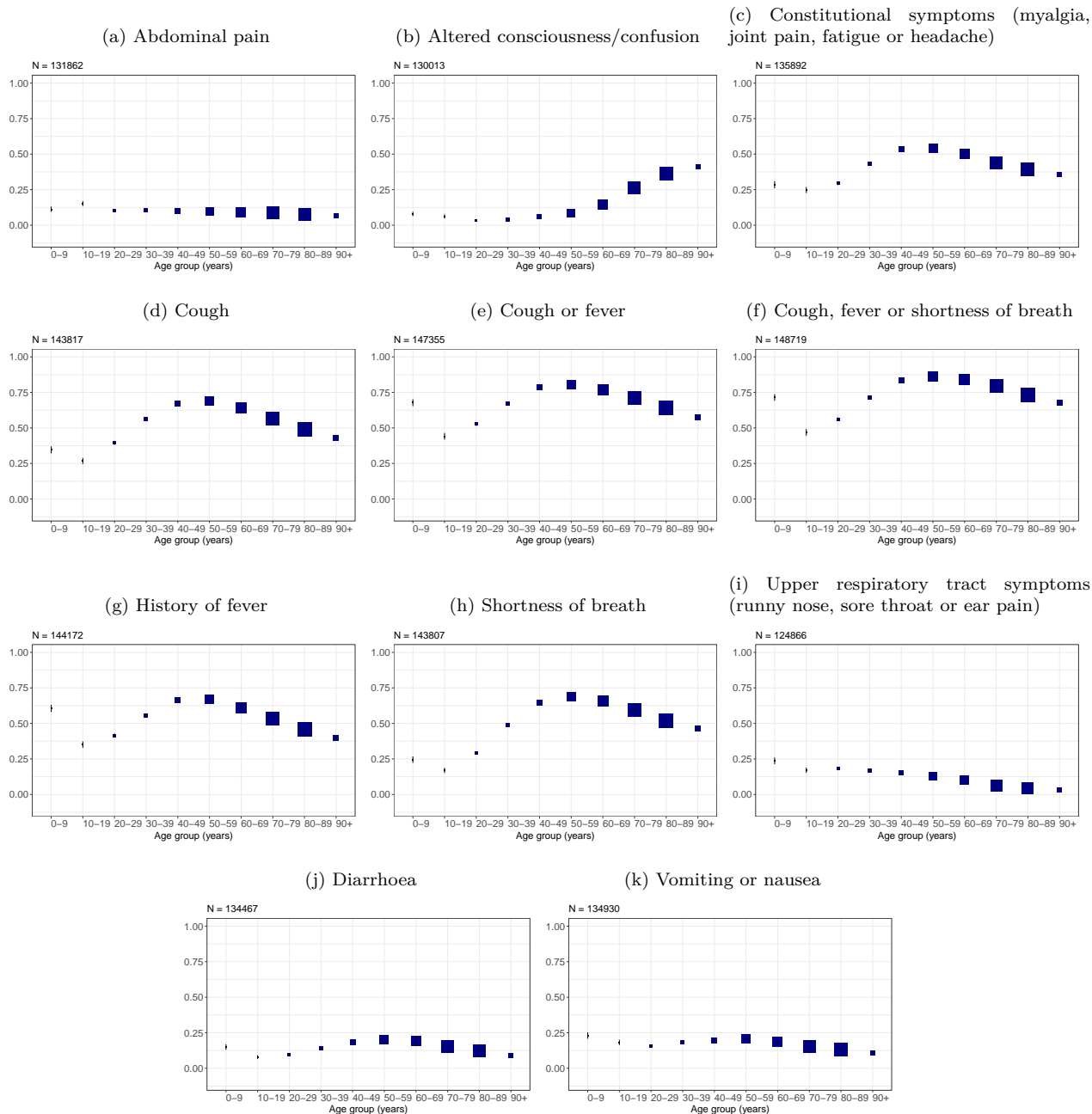


Figure 8: Box and whisker plots for observations at hospital presentation stratified by age group. Outliers are omitted. N is the number of individuals included in the plot (this varies between plots due to data completeness).

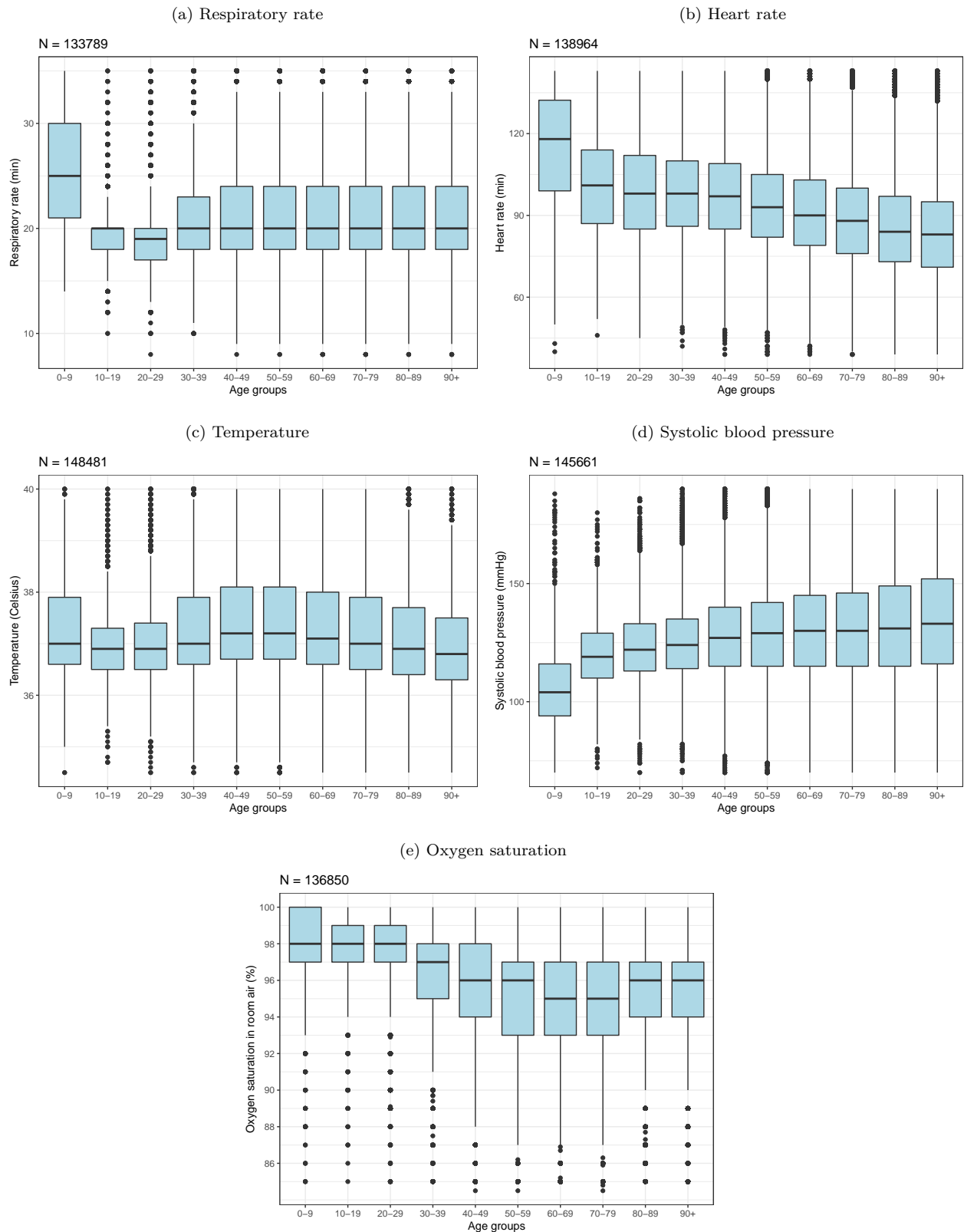
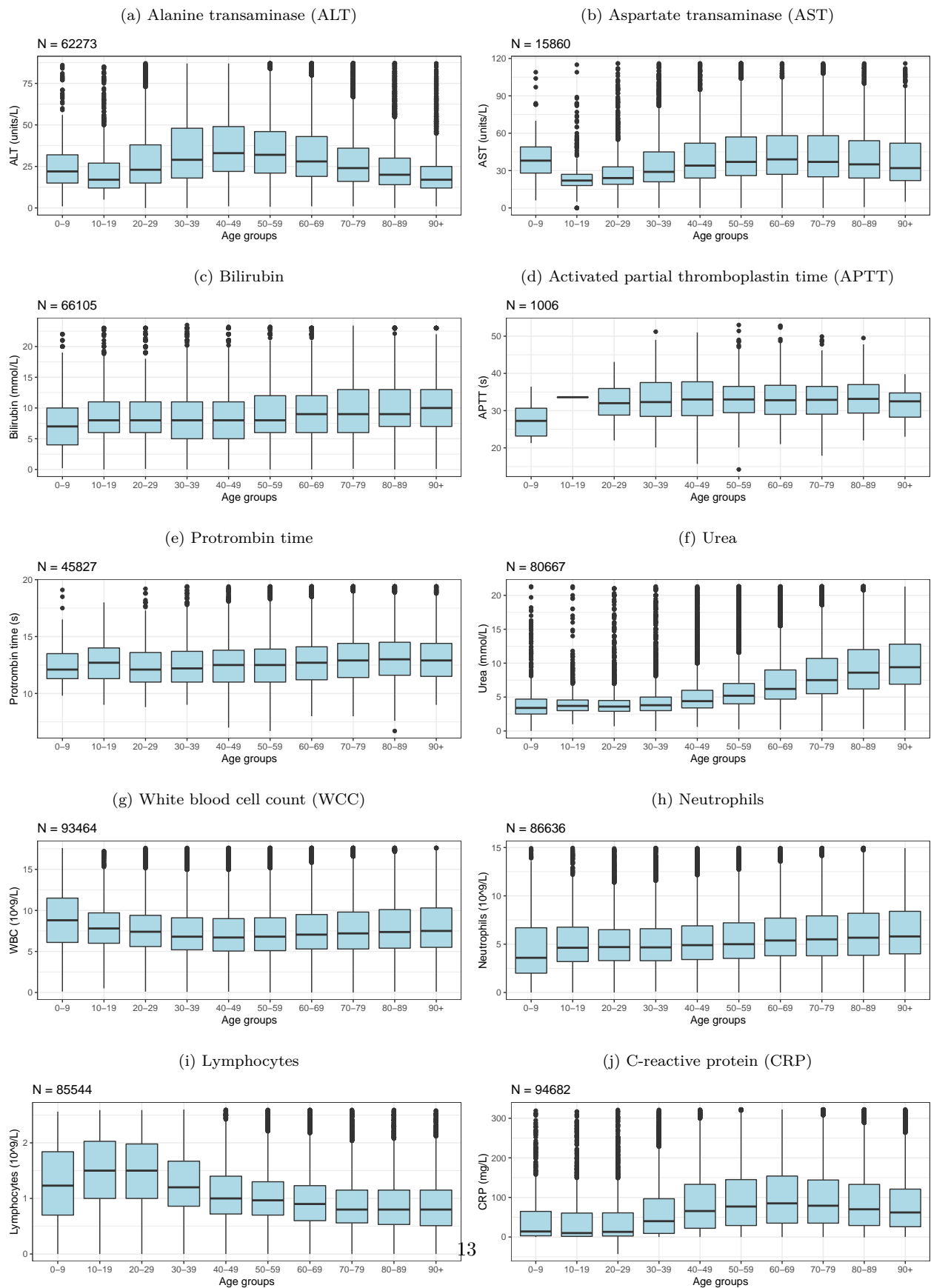


Figure 9: Box and whisker plots for laboratory results within 24 hours of hospital presentation stratified by age group. Outliers are omitted. N is the number of individuals included in the plot (this varies between plots due to data completeness).



Hospital stays and outcomes

Figure 10: Distribution of length of hospital stay, according to sex. This only includes cases with reported outcomes. The coloured areas indicate the kernel probability density of the observed data and the box plots show the median and interquartile range of the variable of interest.

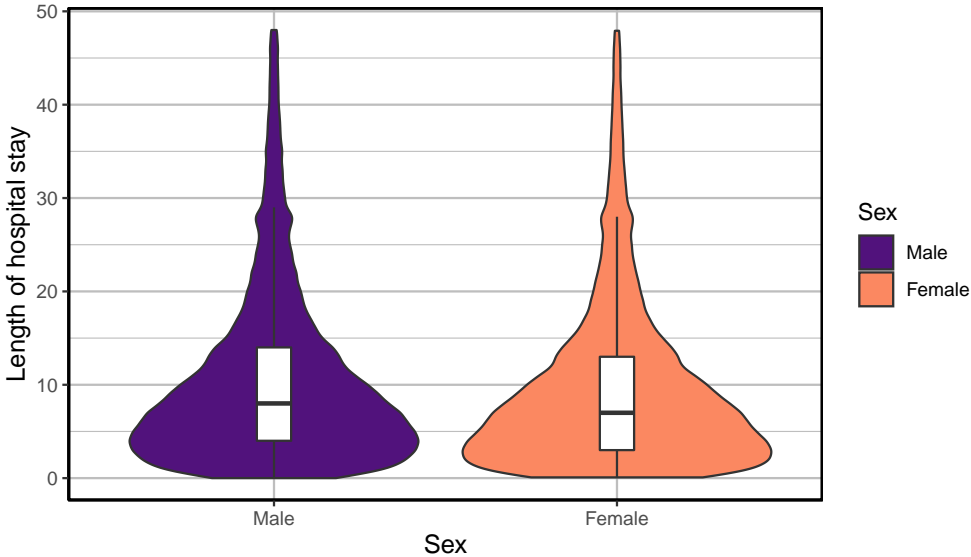


Figure 11: Distribution of length of hospital stay, according to patient age group. This only includes cases with reported outcomes. The coloured areas indicate the kernel probability density of the observed data and the box plots show the median and interquartile range of the variable of interest.

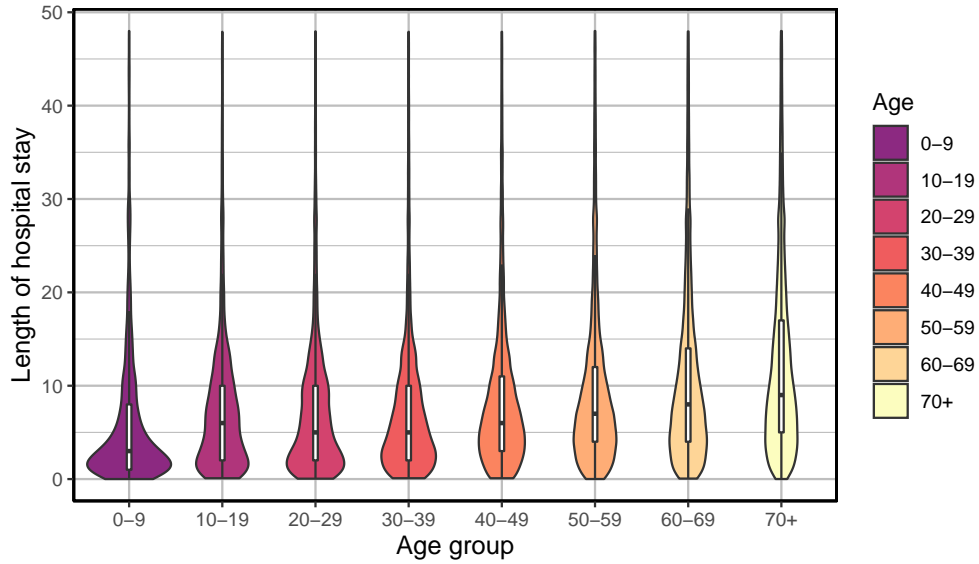


Figure 12: Distribution of time (in days) from hospital admission to ICU admission. The figure displays data on only those cases with a reported ICU start date.

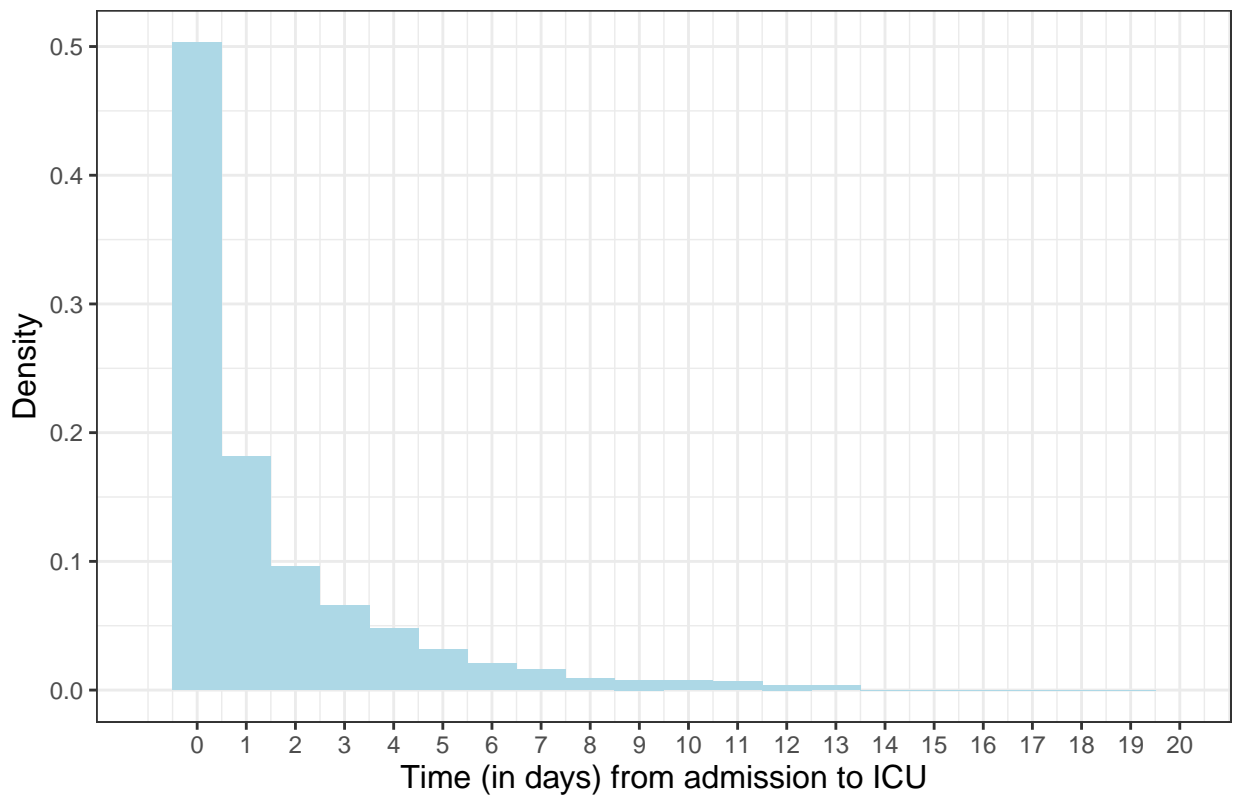


Figure 13: The distribution of patient status by number of days after admission. Patients with 'unknown' status have left the site at the time of report but have unknown outcomes due to missing data. The black line marks the end of 14 days.

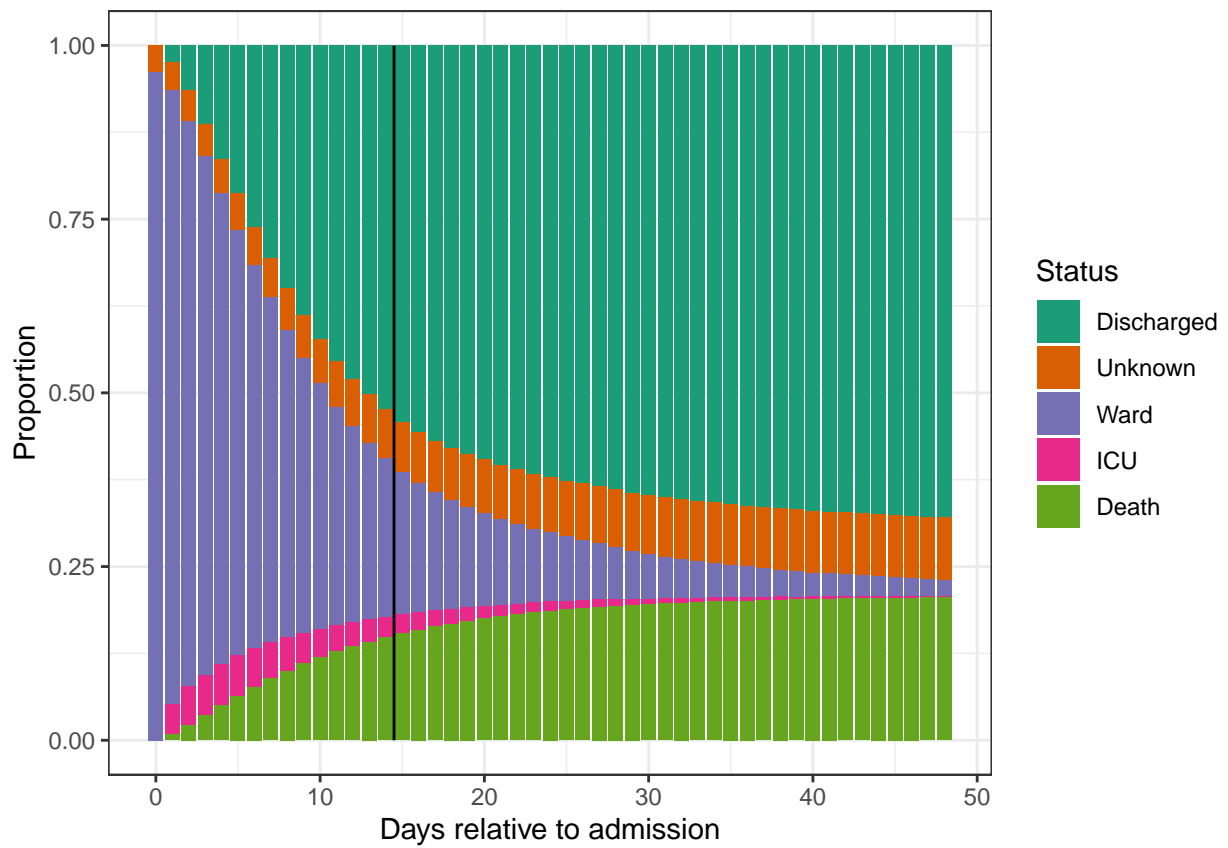
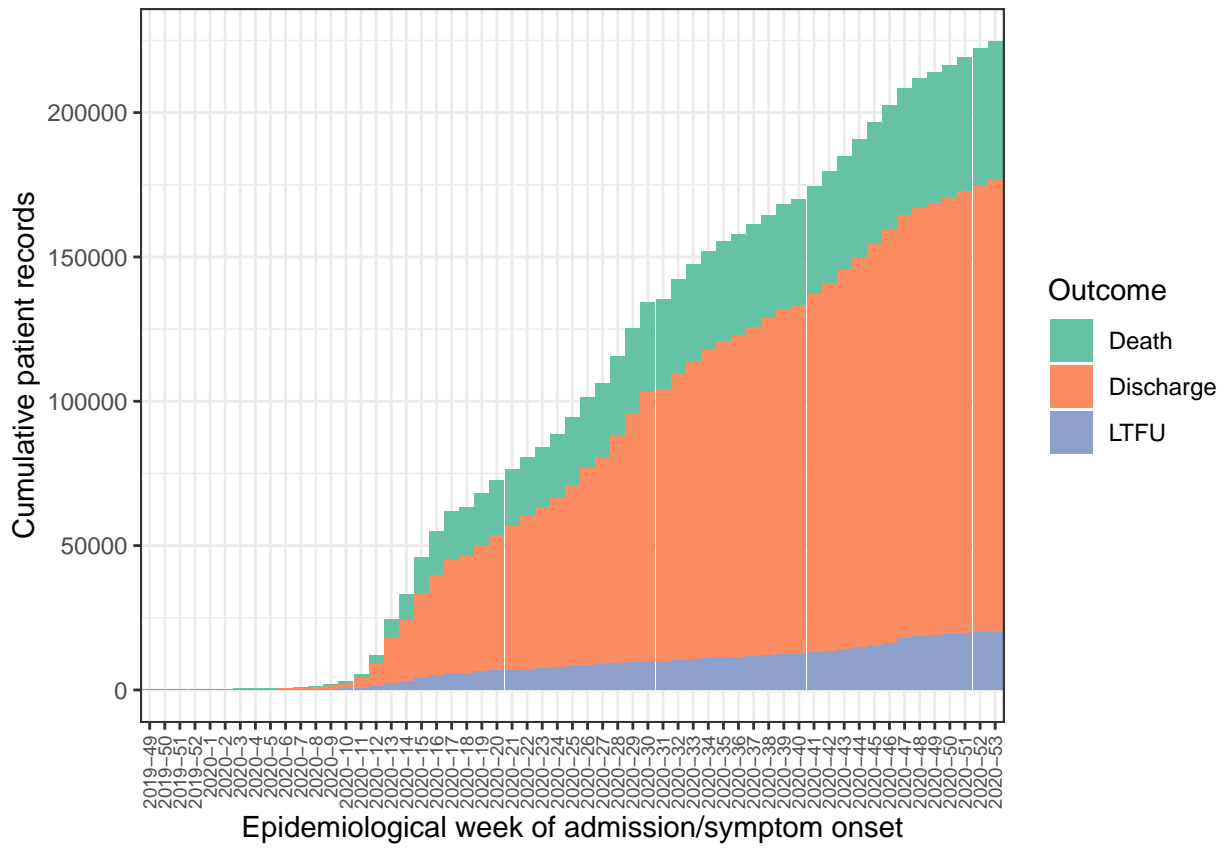
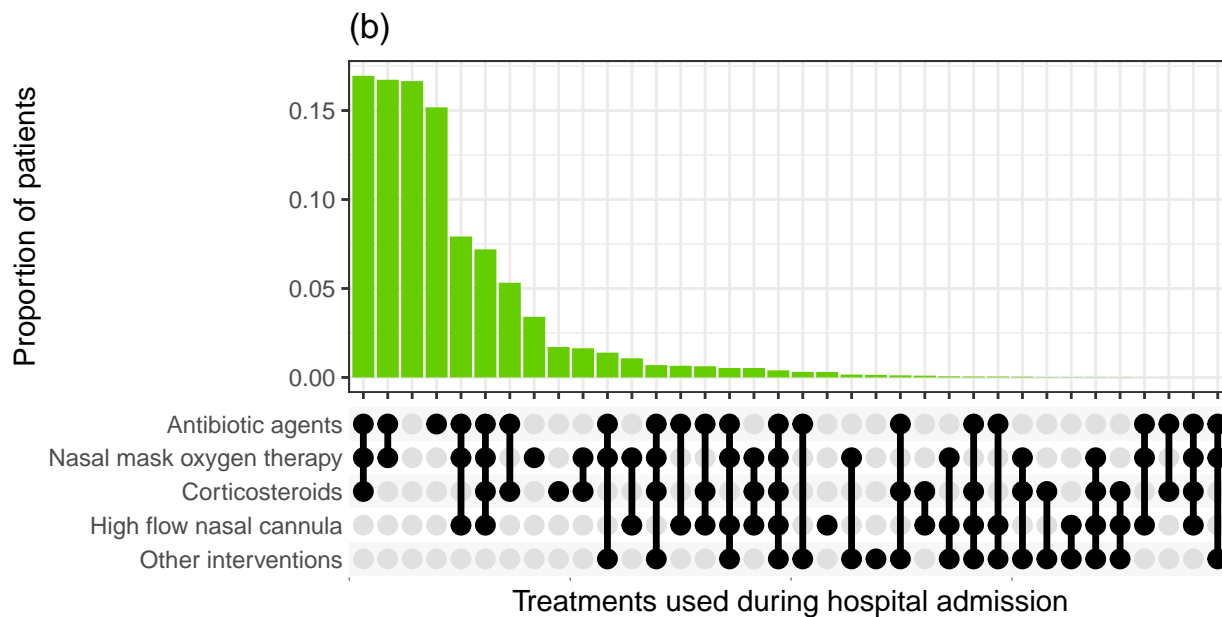
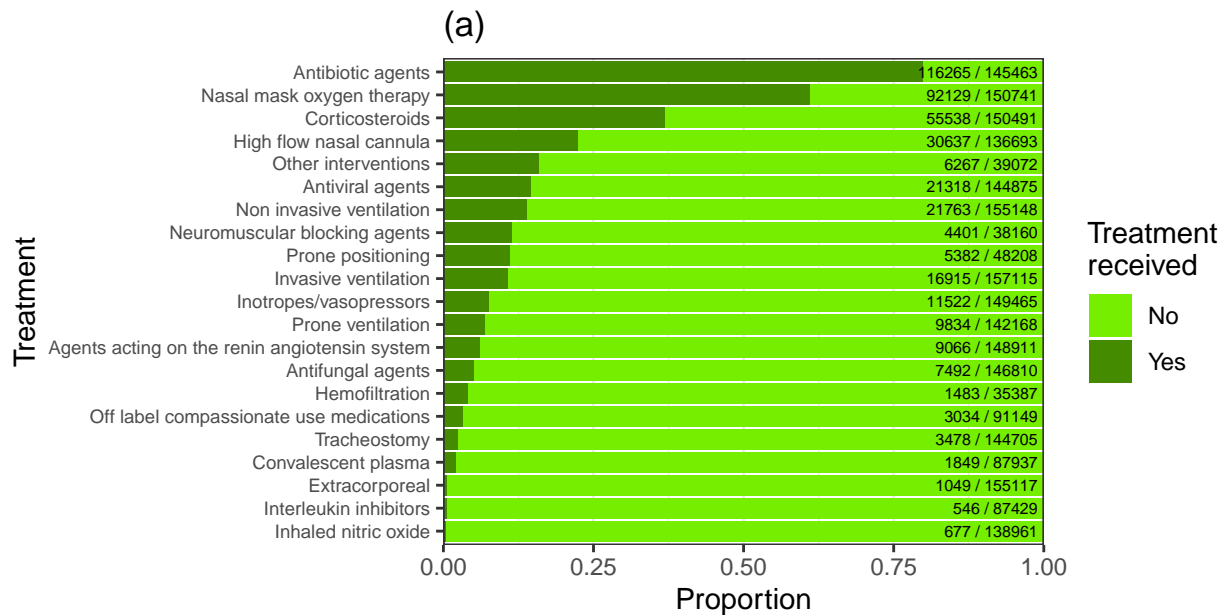


Figure 14: Cumulative patient numbers and outcomes by epidemiological week (of 2020) of admission (or, for patients infected in hospital, of symptom onset).



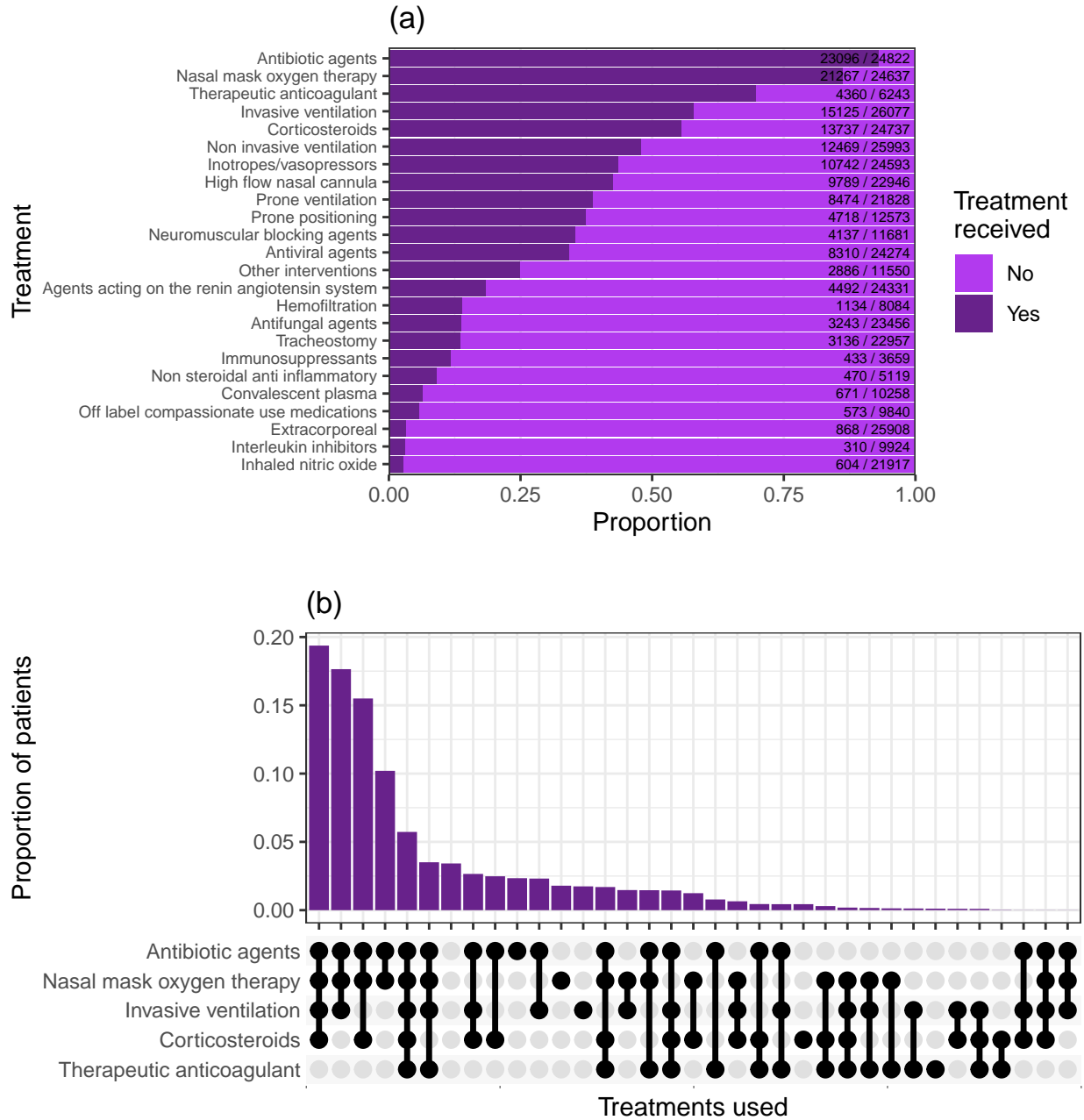
Treatment

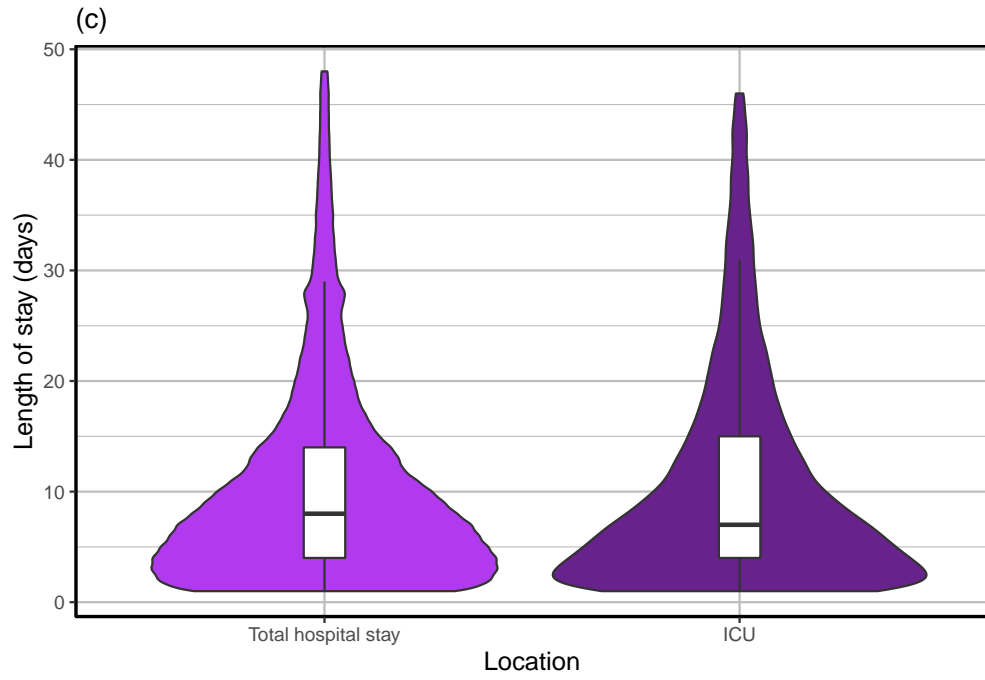
Figure 15: (a) Treatments used. This only includes patients for whom this information was recorded. (b) The distribution of combinations of antimicrobial treatments and steroids administered during hospital stay, across all patients with completed hospital stay and recorded treatment data.



Intensive Care and High Dependency Unit Treatments

Figure 16: (a) Treatments used amongst patients admitted to the ICU. This only includes patients for whom this information was recorded. (b) The distribution of combinations of treatments administered during ICU/HDU stay. Filled and empty circles below the x-axis indicate treatments that were and were not administered respectively. (c) Distribution of lengths of stay for patients who were admitted to ICU/HDU: total length of stay for this group and length of stay within intensive care. This only includes cases with reported completed stays. The coloured areas indicate the kernel probability density of the observed data and the box plots show the median and interquartile range of the variable of interest.





Background

In response to the emergence of novel coronavirus (COVID-19), ISARIC launched a portfolio of resources to accelerate outbreak research and response. These include data collection, analysis and presentation tools which are freely available to all sites which have requested access to these resources. All data collection tools are designed to address the most critical public health questions, have undergone extensive review by international clinical experts, and are free for all to use. Resources are available on the ISARIC website.

The ISARIC-WHO COVID-19 Case Record Form (CRF) enables the collection of standardised clinical data to inform patient management and public health response. These forms should be used to collect data on suspected or confirmed cases of COVID-19. The CRF is available in multiple languages and is now in use across dozens of countries and research consortia, who are contributing data to these reports.

To support researchers to retain control of the data and samples they collect, ISARIC also hosts a data platform, where data can be entered to a web-based REDCap data management system, securely stored, and used to produce regular reports on their sites as above. Data contributors are invited to input on the methods and contents of the reports, and can also contribute to the aggregated data platform which aggregates site-specific data from all other sites across the world who are using this system. For more information, visit the ISARIC website.

All decisions regarding data use are made by the institutions that enter the data. ISARIC keeps contributors informed of any plans and welcomes their input to promote the best science and the interests of patients, institutions and public health authorities. Feedback and suggestions are welcome at ncov@isaric.org.

Methods

Patient details were submitted electronically by participating sites to the ISARIC database. Relevant background and presenting symptoms were recorded on the day of study recruitment. Daily follow-up was then completed until recovery or death. A final form was completed with details of treatments received and outcomes. All categories that represent fewer than five individuals have been suppressed to avoid the potential for identification of participants.

Graphs have been used to represent the age distribution of patients by sex and status (dead, recovered & still in hospital), the prevalence of individual symptoms on admission, comorbidities on admission, the length of hospital stay by sex and age group and the distribution of patient statuses by time since admission. In addition, the number of cases recruited by country and site, as well as the case count by status, has been represented.

All analysis were performed using the R statistical software (R Core Team, 2019).

Caveats

Patient data are collected and uploaded from start of admission, however a complete patient data set is not available until the episode of care is complete. This causes a predictable lag in available data influenced by the duration of admission which is greatest for the sickest patients, and accentuated during the up-phase of the outbreak.

These reports provide regular outputs from the ISARIC COVID-19 database. We urge caution in interpreting unexpected results. We have noted some unexpected results in the report, and are working with sites that submitted data to gain a greater understanding of these.

Acknowledgements

This report is made possible through the efforts and expertise of the staff collecting data at our partner institutions across the globe, and the ISARIC Team. For a list of partners and team members, please visit

<https://isaric.org/research/covid-19-clinical-research-resources/covid-19-data-management-hosting/covid-19-clinical-data-contributors-list/>.

References

Docherty, A.B., E.M. Harrison, C.A. Green, H.E. Hardwick, R. Pius, L. Norman, *et al.*. (2020). Features of 20 133 UK patients in hospital with COVID-19 using the ISARIC WHO Clinical Characterisation Protocol: prospective observational cohort study. *BMJ*, 369: m1985. doi: [10.1136/bmj.m1985](https://doi.org/10.1136/bmj.m1985)

R Core Team (2019). R: A language and environment for statistical computing. R Foundation for Statistical Computing, Vienna, Austria.

RECOVERY (2020, 16 June). Low-cost dexamethasone reduces death by up to one third in hospitalised patients with severe respiratory complications of COVID-19. <https://www.recoverytrial.net/news/low-cost-dexamethasone-reduces-death-by-up-to-one-third-in-hospitalised-patients-with-severe-respiratory-complications-of-covid-19>

RECOVERY Collaborative Group (2020). Dexamethasone in hospitalized patients with Covid-19 — preliminary report. *New England Journal of Medicine* doi: [10.1056/NEJMoa2021436](https://doi.org/10.1056/NEJMoa2021436)

Summary tables

Table 1: Patient Characteristics. Proportions are presented in parentheses, and have been rounded to two decimal places.

Description	value
Size of cohort	264496
By sex	
Female	127692 (0.48)
Male	136188 (0.51)
Unknown	616 (0)
By outcome status	
Death	55796 (0.21)
Discharge	184010 (0.7)
LTFU	24690 (0.09)
By age group	
0-9	3354 (0.01)
10-19	4153 (0.02)
20-29	13728 (0.05)
30-39	24986 (0.09)
40-49	32372 (0.12)
50-59	45243 (0.17)
60-69	42918 (0.16)
70+	95715 (0.36)
Unknown	2027 (0.01)
Admitted to ICU/HDU?	
No	122284 (0.46)
Unknown	110464 (0.42)
Yes	31748 (0.12)

Table 2: Outcome by age and sex. Proportions are calculated using the column total as the denominator.

Variable	Death	Discharge	LTFU
Age			
0-9	90 (0)	3010 (0.02)	254 (0.01)
10-19	80 (0)	3648 (0.02)	425 (0.02)
20-29	386 (0.01)	12095 (0.07)	1247 (0.05)
30-39	1230 (0.02)	21782 (0.12)	1974 (0.08)
40-49	2821 (0.05)	26931 (0.15)	2620 (0.11)
50-59	6479 (0.12)	34852 (0.19)	3912 (0.16)
60-69	10050 (0.18)	28734 (0.16)	4134 (0.17)
70+	34223 (0.62)	51604 (0.28)	9888 (0.4)
Sex			
Female	23335 (0.42)	93000 (0.51)	11357 (0.46)
Male	32253 (0.58)	90691 (0.49)	13244 (0.54)

Table 3: Prevalence of symptoms.

Symptoms	Present	Absent	Unknown
Shortness of breath	82038 (0.31)	61913 (0.23)	120545 (0.46)
Cough	81188 (0.31)	62781 (0.24)	120527 (0.46)
History of fever	78649 (0.3)	65674 (0.25)	120173 (0.45)
Fatigue/malaise	48886 (0.18)	81057 (0.31)	134553 (0.51)
Altered consciousness/confusion	28190 (0.11)	101967 (0.39)	134339 (0.51)
Vomiting/nausea	22218 (0.08)	112858 (0.43)	129420 (0.49)
Muscle aches joint pain	21529 (0.08)	103165 (0.39)	139802 (0.53)
Diarrhoea	20674 (0.08)	113940 (0.43)	129882 (0.49)
Chest pain	16281 (0.06)	116437 (0.44)	131778 (0.5)
Headache	12634 (0.05)	111961 (0.42)	139901 (0.53)
Abdominal pain	11735 (0.04)	120272 (0.45)	132489 (0.5)
Sore throat	8974 (0.03)	112831 (0.43)	142691 (0.54)
Wheezing	7687 (0.03)	119726 (0.45)	137083 (0.52)
Severe dehydration	7481 (0.03)	55298 (0.21)	201717 (0.76)
Loss of taste	6336 (0.02)	85397 (0.32)	172763 (0.65)
Loss of smell	5362 (0.02)	87799 (0.33)	171335 (0.65)
Runny nose	3984 (0.02)	117115 (0.44)	143397 (0.54)
Bleeding	2375 (0.01)	128699 (0.49)	133422 (0.5)
Skin ulcers	2069 (0.01)	110182 (0.42)	152245 (0.58)
Seizures	1567 (0.01)	124555 (0.47)	138374 (0.52)
Skin rash	1489 (0.01)	124304 (0.47)	138703 (0.52)
Lymphadenopathy	617 (0)	117641 (0.44)	146238 (0.55)
Conjunctivitis	443 (0)	124727 (0.47)	139326 (0.53)
Ear pain	398 (0)	108294 (0.41)	155804 (0.59)

Table 4: Prevalence of comorbidities.

Comorbidities	Present	Absent	Unknown
Hypertension	82286 (0.31)	113751 (0.43)	68459 (0.26)
Diabetes	64327 (0.24)	156557 (0.59)	43612 (0.16)
Chronic cardiac disease	43787 (0.17)	172301 (0.65)	48408 (0.18)
Chronic pulmonary disease	24139 (0.09)	191309 (0.72)	49048 (0.19)
Chronic kidney disease	24083 (0.09)	191134 (0.72)	49279 (0.19)
Asthma	22215 (0.08)	194357 (0.73)	47924 (0.18)
Obesity	20791 (0.08)	150772 (0.57)	92933 (0.35)
Dementia	17661 (0.07)	125362 (0.47)	121473 (0.46)
Chronic neurological disorder	16560 (0.06)	131763 (0.5)	116173 (0.44)
Malignant neoplasm	15464 (0.06)	202491 (0.77)	46541 (0.18)
Rheumatologic disorder	15286 (0.06)	127070 (0.48)	122140 (0.46)
Smoking	10212 (0.04)	57823 (0.22)	196461 (0.74)
HIV/AIDS	7426 (0.03)	204993 (0.78)	52077 (0.2)
Chronic hematologic disease	5627 (0.02)	137159 (0.52)	121710 (0.46)
Liver disease	4939 (0.02)	149519 (0.57)	110038 (0.42)
Severe respiratory conditions	3294 (0.01)	91887 (0.35)	169315 (0.64)
Malnutrition	3244 (0.01)	136180 (0.51)	125072 (0.47)
Tuberculosis	2736 (0.01)	86031 (0.33)	175729 (0.66)
On immunosuppression therapies	2450 (0.01)	87494 (0.33)	174552 (0.66)
Transplantation	823 (0)	90517 (0.34)	173156 (0.65)
Rare diseases and inborn errors of metabolism	383 (0)	90037 (0.34)	174076 (0.66)

Table 5: Treatment use. The counts presented for treatments include all cases, not only cases with complete details of treatments (as expressed in the summary).

Treatments	Present	Absent	Unknown
Antibiotic agents	116265 (0.44)	29198 (0.11)	119033 (0.45)
Nasal mask oxygen therapy	92129 (0.35)	58612 (0.22)	113755 (0.43)
Corticosteroids	55538 (0.21)	94953 (0.36)	114005 (0.43)
High flow nasal cannula	30637 (0.12)	106056 (0.4)	127803 (0.48)
Non invasive ventilation	21763 (0.08)	133385 (0.5)	109348 (0.41)
Antiviral agents	21318 (0.08)	123557 (0.47)	119621 (0.45)
Invasive ventilation	16915 (0.06)	140200 (0.53)	107381 (0.41)
Inotropes/vasopressors	11522 (0.04)	137943 (0.52)	115031 (0.43)
Prone ventilation	9834 (0.04)	132334 (0.5)	122328 (0.46)
Agents acting on the renin angiotensin system	9066 (0.03)	139845 (0.53)	115585 (0.44)
Antifungal agents	7492 (0.03)	139318 (0.53)	117686 (0.44)
Other interventions	6267 (0.02)	32805 (0.12)	225424 (0.85)
Prone positioning	5382 (0.02)	42826 (0.16)	216288 (0.82)
Neuromuscular blocking agents	4401 (0.02)	33759 (0.13)	226336 (0.86)
Tracheostomy	3478 (0.01)	141227 (0.53)	119791 (0.45)
Off label compassionate use medications	3034 (0.01)	88115 (0.33)	173347 (0.66)
Convalescent plasma	1849 (0.01)	86088 (0.33)	176559 (0.67)
Hemofiltration	1483 (0.01)	33904 (0.13)	229109 (0.87)
Extracorporeal	1049 (0)	154068 (0.58)	109379 (0.41)
Inhaled nitric oxide	677 (0)	138284 (0.52)	125535 (0.47)
Interleukin inhibitors	546 (0)	86883 (0.33)	177067 (0.67)

Table 6: Key time variables. SD: Standard deviation; IQR: Interquartile range. Outliers (values greater than 120) were excluded prior to the computation of estimates.

Time (in days)	Mean (observed)	SD (observed)	Median (observed)	IQR (observed)
Length of hospital stay	10.2	9.2	8	10
Symptom onset to admission	5.2	4.9	4	7
Admission to ICU entry	1.5	2.4	0	2
Duration of ICU	10.4	9.8	7	12
Admission to IMV	5.0	7.1	2	6
Duration of IMV	11.0	9.3	9	13
Admission to NIV	5.8	8.3	2	8
Duration of NIV	3.6	3.2	2	4

ISARIC Clinical Characterisation Group

Abdukahil, Sheryl Ann; Abdulkadir, Nurul Najmee; Abe, Ryuzo; Abel, Laurent; Absil, Lara; Acharya, Subhash; Acker, Andrew; Adachi, Shingo; Adam, Elisabeth; Adrião, Diana; Ageel, Saleh Al; Ain, Quratul; Ainscough, Kate; Ait Hssain, Ali; Ait Tamlihat, Younes; Akimoto, Takako; Akmal, Ernita; Al Qasim, Eman; Al-dabbous, Tala; Al-Fares, Abdulrahman; Alalqam, Razi; Alam, Tanvir; Alegre, Cynthia; Alessi, Marta; Alex, Beatrice; Alexandre, Kévin; Alfoudri, Huda; Ali Shah, Naseem; Alidjnou, Kazali Enagnon; Aliudin, Jeffrey; Allavena, Clotilde; Allou, Nathalie; Altaf, Aneela; Alves, João; Alves, João Melo; Alves, Rita; Amaral, Maria; Amira, Nur; Ammerlaan, Heidi; Ampaw, Phoebe; Andini, Roberto; Andrejak, Claire; Angheben, Andrea; Angoulvant, François; Ansart, Séverine; Anthonidass, Sivanesen; Antonelli, Massimo; Antunes de Brito, Carlos Alexandre; Apriyana, Ardiyan; Arabi, Yaseen; Aragao, Irene; Arali, Rajeshwari; Arancibia, Francisco; Arcadipane, Antonio; Archambault, Patrick; Arenz, Lukas; Arie Zainul, Fatoni; Arlet, Jean-Benoît; Arnold-Day, Christel; Aroca, Ana; Arora, Lovkesh; Arora, Rakesh; Artaud-Macari, Elise; Aryal, Diptesh; Asaki, Motohiro; Asensio, Angel; Ashley, Elizabeth; Ashraf, Muhammad; Assie, Jean Baptiste; Asyraf, Amirul; Atique, Anika; Attanyake, AM Udara Lakshan; Auchabie, Johann; Aumaitre, Hugues; Auvet, Adrien; Azemar, Laurène; Azoulay, Cecile; Bach, Benjamin; Bachelet, Delphine; Badr, Claudine; Baillie, J. Kenneth; Bak, Erica; Bakakos, Agamemnon; Bakar, Nazreen Abu; Bal, Andriy; Balakrishnan, Mohanaprasanth; Banheiro, Bruno; Bani-Sadr, Firouzé; Barbalho, Renata; Barclay, Wendy S.; Barnett, Saef Umar; Barnikel, Michaela; Barrasa, Helena; Barrelet, Audrey; Barrigoto, Cleide; Bartoli, Marie; Bartone, Cheryl; Baruch, Joaquín; Basmaci, Romain; Basri, Muhammad Fadhli Hassin; Bastos, Diego; Battaglini, Denise; Bauer, Jules; Bautista, Diego; Bazan Dow, Denisse; Beane, Abigail; Bedossa, Alexandra; Bee, Ker Hong; Behilill, Sylvie; Beishuizen, Albertus; Beljantsev, Aleksandr; Bellemare, David; Beltrame, Anna; Beluze, Marine; Benech, Nicolas; Benjiman, Lionel Eric; Benkerrou, Dehbia; Bennett, Suzanne; Bento, Luís; Berdal, Jan-Erik; Bergeaud, Delphine; Bernal Salvador, Gabriela; Bernal Sobrino, José Luis; Bertolino, Lorenzo; Bessis, Simon; Betz, Adam; Bevilacqua, Sybille; Bezulier, Karine; Bhatt, Amar; Bhavsar, Krishna; Bianchi, Isabella; Bianco, Claudia; Bidin, Farah Nadiyah; Bikram Singh, Moirangthem; Bin Humaid, Felwa; Bin Kamarudin, Mohd Nazlin; Bissuel, François; Biston, Patrick; Bitker, Laurent; Blanco-Schweizer, Pablo; Blier, Catherine; Bloos, Frank; Blot, Mathieu; Blumberg, Lucille; Boccia, Filomena; Bodenes, Laetitia; Bogaarts, Alice; Bogaert, Debby; Boivin, Anne-Hélène; Bolze, Pierre-Adrien; Bompert, François; Booth, Gareth; Borges, Diogo; Borie, Raphaël; Bosse, Hans Martin; Botelho-Nevers, Elisabeth; Bouadma, Lila; Bouchaud, Olivier; Bouchez, Sabelline; Bouhmani, Dounia; Bouhour, Damien; Bouiller, Kévin; Bouillet, Laurence; Bouisse, Camile; Boureau, Anne-Sophie; Bouscambert, Maude; Bousquet, Aurore; Bouziotis, Jason; Boxma, Bianca; Boyer-Besseyre, Marielle; Boylan, Maria; Bozza, Fernando; Brack, Matthew; Braconnier, Axelle; Braga, Cynthia; Brandenburger, Timo; Brás Monteiro, Filipa; Brazzi, Luca; Breen, Dorothy; Breen, Patrick; Brickell, Kathy; Broadley, Tessa; Browne, Alex; Brozzi, Nicolas; Buchtele, Nina; Buesaquillo, Christian; Bugaeva, Polina; Buisson, Marielle; Burhan, Erlina; Burrell, Aidan; Bustos, Ingrid G.; Butnaru, Denis; Cabie, André; Cabral, Susana; Caceres, Eder; Cadoz, Cyril; Callahan, Mia; Calligy, Kate; Calvache, Jose Andres; Camões, João; Campana, Valentine; Campbell, Paul; Canepa, Cecilia; Cantero, Mireia; Caraux-Paz, Pauline; Cárcel, Sheila; Cardellino, Chiara; Cardoso, Filipa; Cardoso, Filipe; Cardoso, Nelson; Cardoso, Sofia; Carelli, Simone; Carlier, Nicolas; Carmoi, Thierry; Carney, Gayle; Carpenter, Chloe; Carret, Marie-Christine; Carrier, François Martin; Carson, Gail; Casanova, Maire-Laure; Cascão, Mariana; Casimiro, José; Cassandra, Bailey; Castañeda, Silvia; Castanheira, Nidyanara;

Castor-Alexandre, Guylaine; Castrillón, Henry; Castro, Ivo; Catarino, Ana; Catherine, François-Xavier; Cavalin, Roberta; Cavalli, Giulio Giovanni; Cavayas, Alexandros; Ceccato, Adrian; Cervantes-Gonzalez, Minerva; Chair, Anissa; Chakveatze, Catherine; Chan, Adrienne; Chand, Meera; Chantalat Auger, Christelle; Chapplain, Jean-Marc; Chas, Julie; Chaudary, Mobin; Chávez Iñiguez, Jonathan Samuel; Chen, Anjellica; Chen, Yih-Sharng; Cheng, Matthew Pellan; Cheret, Antoine; Chiarabini, Thibault; Chica, Julian; Chidambaram, Suresh Kumar; Chirouze, Catherine; Chiumello, Davide; Cho, Hwa Jin; Cho, Sung Min; Cholley, Bernard; Chopin, Marie-Charlotte; Chow, Ting Soo; Chow, Yock Ping; Chua, Hiu Jian; Chua, Jonathan; Cidade, Jose Pedro; Cisneros Herreros, Jose Miguel; Citarella, Barbara Wanjiru; Ciullo, Anna; Clarke, Jennifer; Clohisey, Sara; Coca, Necsoi; Codan, Cassidy; Cody, Caitriona; Coelho, Alexandra; Colin, Gwenhaël; Collins, Michael; Colombo, Sebastiano Maria; Combs, Pamela; Connor, Marie; Conrad, Anne; Contreras, Sofía; Conway, Elaine; Cooke, Graham S.; Copland, Mary; Cordel, Hugues; Corley, Amanda; Cormican, Sarah; Cornelis, Sabine; Cornet, Alexander Daniel; Corpuz, Arianne Joy; Cortegiani, Andrea; Corvaisier, Grégory; Couffignal, Camille; Couffin-Cadiergues, Sandrine; Courtois, Roxane; Cousse, Stéphanie; Crepy D'Orleans, Charles; Croonen, Sabine; Crawl, Gloria; Crump, Jonathan; Cruz, Claudina; Cruz Bermúdez, Juan Luis; Cruz Rojo, Jaime; Csete, Marc; Cucino, Alberto; Cullen, Caroline; Cummings, Matthew; Curley, Gerard; Curlier, Elodie; Custodio, Paula; D'Amico, Federico; D'Aragon, Frédéric; D'Ortenzio, Eric; da Silva Filipe, Ana; Da Silveira, Charlene; Dabaliz, Al-Awwab; Dalton, Heidi; Daneman, Nick; Daniel, Corinne; Dankwa, Emmanuelle; Dantas, Jorge; Dantas, Vicente; de Boer, Mark; de Mendoza, Diego; De Montmollin, Etienne; de Oliveira França, Rafael Freitas; de Pinho Oliveira, Ana Isabel; De Rosa, Rosanna; de Silva, Thushan; De vries, Peter; Deacon, Jillian; Dean, David; Debard, Alexa; Debray, Marie-Pierre; DeCastro, Nathalie; Dechert, William; Deconninck, Lauren; Decours, Romain; Defous, Eve; Delacroix, Isabelle; Delaneuve, Eric; Delavigne, Karen; Delfos, Nathalie M.; Deligiannis, Ionna; Dell'Amore, Andrea; Delmas, Christelle; Delobel, Pierre; Demonchy, Elisa; Denis, Emmanuelle; Deplanque, Dominique; Depuydt, Pieter; Desai, Mehul; Descamps, Diane; Desvallée, Mathilde; Dewayanti, Santi; Diallo, Alpha; Diamantis, Sylvain; Dias, André; Diaz, Juan Jose; Diaz, Priscila; Diaz, Rodrigo; Didier, Kévin; Diehl, Jean-Luc; Dieperink, Wim; Dimet, Jérôme; Dinot, Vincent; Diop, Fara; Diouf, Alphonsine; Dishon, Yael; Djossou, Félix; Docherty, Annemarie B.; Dondorp, Arjen M; Dong, Andy; Donnelly, Christl A.; Donnelly, Maria; Donohue, Chloe; Dorival, Céline; Doshi, Yash; Doshi, Yash; Douglas, James Joshua; Douma, Renee; Dournon, Nathalie; Downer, Triona; Downing, Mark; Drake, Tom; Driscoll, Aoife; Dryden, Murray; Duarte Fonseca, Claudio; Dubee, Vincent; Dubos, François; Ducancelle, Alexandre; Duculan, Toni; Dudman, Susanne; Dunand, Paul; Dunning, Jake; Duplaix, Mathilde; Durante Mangoni, Emanuele; Durham III, Lucian; Dussol, Bertrand; Duthoit, Juliette; Duval, Xavier; Dyrhol-Riise, Anne Margarita; Ean, Sim Choon; Echeverria-Villalobos, Marco; Egan, Siobhan; Eira, Carla; El Sanharawi, Mohammed; Elapavaluru, Subbarao; Elharrar, Brigitte; Ellerbroek, Jacobien; Ellis, Rachael; Eloy, Philippine; Elshazly, Tarek; Enderle, Isabelle; Eng, Chan Chee; Engelmann, Ilka; Enouf, Vincent; Epaulard, Olivier; Escher, Martina; Esperatti, Mariano; Esperou, Hélène; Esposito-Farese, Marina; Estevão, João; Etienne, Manuel; Ettalhaoui, Nadia; Everding, Anna Greti; Evers, Mirjam; Fabre, Isabelle; Fabre, Marc; Faheem, Amna; Fahy, Arabella; Fairfield, Cameron J.; Faria, Pedro; Farooq, Ahmed; Farshait, Nataly; Fateena, Hanan; Faure, Karine; Favory, Raphaël; Fayed, Mohamed; Feely, Niamh; Fernandes, Jorge; Fernandes, Marília; Fernandes, Susana; Ferrand, François-Xavier; Ferrand Devouge, Eglantine; Ferrão, Joana; Ferraz, Mário; Ferreira, Benigno; Ferrer-Roca, Ricard; Ferriere, Nicolas; Ficko, Céline; Figueiredo-Mello, Claudia; Fiorda, Juan; Flament, Thomas; Flateau, Clara; Fletcher, Tom;

Florio, Letizia Lucia; Flynn, Brigid; Foley, Claire; Fomin, Victor; Fonseca, Tatiana; Fontela, Patricia; Forsyth, Simon; Foster, Denise; Foti, Giuseppe; Fourn, Erwan; Fowler, Robert A.; Fraher, Dr Marianne; Franch-Llasat, Diego; Fraser, Christophe; Fraser, John F.; Freire, Marcela Vieira; Freitas Ribeiro, Ana; Friedrich, Caren; Fritz, Ricardo; Fry, Stéphanie; Fuentes, Nora; Fukuda, Masahiro; Gaborieau, Valérie; Gaci, Rostane; Gagliardi, Massimo; Gagnard, Jean-Charles; Gagné, Nathalie; Gagneux-Brunon, Amandine; Gaião, Sérgio; Gail Skeie, Linda; Gallagher, Phil; Gallego Curto, Elena; Gamble, Carrol; Gani, Yasmin; Garan, Arthur; Garcia, Rebekha; García Barrio, Noelia; Garcia-Gallo, Esteban; Garimella, Navya; Garot, Denis; Garrait, Valérie; Gault, Nathalie; Gavin, Aisling; Gavrilov, Anatoliy; Gaymard, Alexandre; Gebauer, Johannes; Geraud, Eva; Gerbaud Morlaes, Louis; Germano, Nuno; Ghosn, Jade; Giani, Marco; Giaquinto, Carlo; Gibson, Jess; Gigante, Tristan; Gilg, Morgane; Giordano, Guillermo; Girvan, Michelle; Gissot, Valérie; Giwangkencana, Gezy; Glikman, Daniel; Glybochko, Petr; Gnall, Eric; Goco, Geraldine; Goehringer, François; Goepel, Siri; Goffard, Jean-Christophe; Goh, Jin Yi; Golob, Jonathan; Gomes, Rui; Gómez-Junyent, Joan; Gominet, Marie; Gonzalez Gonzalez, Alicia; Gorenne, Isabelle; Goubert, Laure; Goujard, Cécile; Goulenok, Tiphaine; Grable, Margarite; Graf, Jeronimo; Grandin, Edward Wilson; Granier, Pascal; Grasselli, Giacomo; Grazioli, Lorenzo; Green, Christopher A.; Greenhalf, William; Greffe, Segolène; Grieco, Domenico Luca; Griffée, Matthew; Griffiths, Fiona; Grigoras, Ioana; Groenendijk, Albert; Grosse Lordemann, Anja; Gruner, Heidi; Gu, Yusing; Guarracino, Fabio; Guedj, Jérémie; Guego, Martin; Guellec, Dewi; Guerguerian, Anne-Marie; Guerreiro, Daniela; Guery, Romain; Guillaumot, Anne; Guilleminault, Laurent; Guimard, Thomas; Haalboom, Marieke; Haber, Daniel; Hachemi, Ali; Hadri, Nadir; Haidash, Olena; Hakak, Sheeba; Hall, Adam; Hall, Matthew; Halpin, Sophie; Hamer, Ansley; Hamidfar, Rebecca; Hammond, Terese; Han, Lim Yuen; Haniffa, Rashan; Hao, Kok Wei; Hardwick, Hayley; Harley, Kristen; Harrison, Ewen M.; Harrison, Janet; Harrison, Samuel Bernard Ekow; Hashmi, Madiha; Hayat, Muhammad; Hays, Leanne; Heerman, Jan; Heggelund, Lars; Hendry, Ross; Hennessy, Martina; Henriquez, Aquiles; Hentzien, Maxime; Herekar, Fivzia; Hernandez-Montfort, Jaime; Herr, Daniel; Hershey, Andrew; Hesstvedt, Liv; Hidayat, Astarini; Higgins, Dawn; Higgins, Eibhilin; Hing, Nickolas; Hinton, Samuel; Hipólito-Reis, Ana; Hiraiwa, Hiroaki; Hirkani, Haider; Hitoto, Hikombo; Ho, Antonia Ying Wai; Ho, Yi Bin; Hoctin, Alexandre; Hoffmann, Isabelle; Hoh, Wei Han; Hoiting, Oscar; Holt, Rebecca; Holter, Jan Cato; Horby, Peter; Horcajada, Juan Pablo; Hoshino, Koji; Hoshino, Kota; Houas, Ikram; Hough, Catherine L.; Hsu, Jimmy Ming-Yang; Hulot, Jean-Sébastien; Ijaz, Samreen; Illes, Hajnal-Gabriela; Imbert, Patrick; Inácio, Hugo; Infante Dominguez, Carmen; Ing, Yun Sii; Iosifidis, Elias; Ippolito, Mariachiara; Irvine, Lacey; Isgett, Sarah; Ishani, Palliya Guruge Pramodya Ishani; Isidoro, Tiago; Ismail, Nadiyah; Isnard, Margaux; Itai, Junji; Ivulich, Daniel; Jaafar, Danielle; Jaafoura, Salma; Jabot, Julien; Jackson, Clare; Jacquet, Pierre; Jamieson, Nina; Jassat, Waasila; Jaud-Fischer, Coline; Jaureguiberry, Stéphane; Javidfar, Jeffrey; Jawad, Issrah; Jayakumar, Devachandran; Jago, Florence; Jelani, Anilawati Mat; Jenum, Synne; Jimbo-Sotomayor, Ruth; Joe, Ong Yiau; Jorge García, Ruth N.; Joseph, Cédric; Joseph, Mark; Joshi, Swosti; Jourdain, Mercé; Jouvét, Philippe; Jung, Anna; Jung, Hanna; Juzar, Dafsah; Kafif, Ouifiya; Kaguelidou, Florentia; Kaisbain, Neerusha; Kaleesvran, Thavamany; Kali, Sabina; Kalomoiri, Smaragdi; Kamal, Saima; Kamaluddin, Muhammad Aisar Ayadi; Kamaruddin, Zul Amali Che; Kamarudin, Nadiyah; Kambiya, Paul; Kandamby, Darshana Hewa; Kandel, Chris; Kang, Kong Yeow; Kant, Ravi; Kanyawati, Dyah; Karpayah, Pratap; Karsies, Todd; Kartsonaki, Christiana; Kasugai, Daisuke; Kataria, Anant; Katz, Kevin; Kaur Johal, Simreen; Kawasaki, Tatsuya; Kay, Christy; Keating, Sean; Kedia, Pulak; Kelly, Andrea; Kelly, Sadie; Kennedy, Lisa; Kennedy, Ryan; Kennon, Kalynn; Kerroumi, Younes;

Kestelyn, Evelyne; Khalid, Imrana; Khalid, Osama; Khalil, Antoine; Khan, Coralie; Khan, Irfan; Khanal, Sushil; Kherajani, Krish; Kho, Michelle E; Khoo, Denisa; Khoo, Ryan; Khoo, Saye; Khoso, Nasir; Kiat, Khor How; Kida, Yuri; Kiiza, Peter; Kildal, Anders Benjamin; Kim, Jae Burm; Kimmoun, Antoine; Kindgen-Milles, Detlef; Kitamura, Nobuya; Klenerman, Paul; Kloumann Bekken, Gry; Knight, Stephen; Kobbe, Robin; Kodippily, Chamira; Kohns Vasconcelos, Malte; Koirala, Sabin; Komatsu, Mamoru; Korten, Volkan; Kosgei, Caroline; Kpangon, Arsène; Krawczyk, Karolina; Krishnan, Vinothini; Kruglova, Oksana; Kumar, Ashok; Kumar, Deepali; Kumar, Ganesh; Kumar, Mukesh; Kumar Tirupakuzhi Vijayaraghavan, Bharath; Kumar Vecham, Pavan; Kurtzman, Ethan; Kusumastuti, Neurinda Permata; Kutsogiannis, Demetrios; Kutsyna, Galyna; Kyriakoulis, Konstantinos; L'Her, Erwan; Lachatre, Marie; Lacoste, Marie; Laffey, John G; Lagrange, Marie; Laine, Fabrice; Lairez, Olivier; Lalueza Blanco, Antonio; Lambert, Marc; Lamontagne, François; Langelot-Richard, Marie; Langlois, Vincent; Lantang, Eka Yudha; Lanza, Marina; Laouénan, Cédric; Laribi, Samira; Lariviere, Delphine; Lasry, Stéphane; Lath, Sakshi; Launay, Odile; Laureillard, Didier; Lavie-Badie, Yoan; Law, Andrew; Lawrence, Cassie; Le, Minh; Le Bihan, Clément; Le Bris, Cyril; Le Falher, Georges; Le Fevre, Lucie; Le Hingrat, Quentin; Le Maréchal, Marion; Le Mestre, Soizic; Le Moal, Gwenaël; Le Moing, Vincent; Le Nagard, Hervé; Le Turnier, Paul; Leal, Ema; Leal Santos, Marta; Lee, Biing Horng; Lee, Heng Gee; Lee, James; Lee, Su Hwan; Lee, Todd C.; Lee, Yi Lin; Leeming, Gary; Lefebvre, Bénédicte; Lefebvre, Laurent; Lefevre, Benjamin; LeGac, Sylvie; Lelievre, Jean-Daniel; Lellouche, François; Lemaigen, Adrien; Lemee, Véronique; Lemeur, Anthony; Lemmink, Gretchen; Lene, Ha Sha; León, Rafael; Leone, Marc; Leone, Michela; Lepiller, Quentin; Lescure, François-Xavier; Lesens, Olivier; Lesouhaitier, Mathieu; Levy, Bruno; Levy, Yves; Levy-Marchal, Claire; Lewandowska, Katarzyna; Li Bassi, Gianluigi; Liang, Janet; Liaquat, Ali; Liegeon, Geoffrey; Lim, Kah Chuan; Lim, Wei Shen; Lima, Chantre; Lina, Bruno; Lina, Lim; Lind, Andreas; Lingas, Guillaume; Link, Linda; Lion-Daolio, Sylvie; Lissauer, Samantha; Liu, Keibun; Livrozet, Marine; Loforte, Antonio; Lolong, Navy; Loon, Leong Chee; Lopes, Diogo; Lopez-Colon, Dalia; Loubet, Paul; Loufti, Bouchra; Louis, Guillame; Lourenco, Silvia; Lovelace-Macon, Lara; Low, Lee Lee; Loy, Jia Shyi; Lucet, Jean Christophe; Lumbreras Bermejo, Carlos; Luna, Carlos M.; Lungu, Olguta; Luong, Liem; LUQUE, NESTOR; Luton, Dominique; Lwin, Nilar; Lyons, Ruth; Maasikas, Olavi; Mabilia, Oryane; MacDonald, Samual; MacDonald, Sarah; Machado, Moïse; Macheda, Gabriel; Macias Sanchez, Juan; Madhok, Jai; Maestro de la Calle, Guillermo; Mahieu, Rafael; Mahy, Sophie; Maia, Ana Raquel; Maier, Lars Siegfried; Maillet, Mylène; Maitre, Thomas; Malfertheiner, Maximilian; Malik, Nadia; Maltez, Fernando; Malvy, Denis; Manda, Victoria; Mandei, Jose M.; Mandelbrot, Laurent; Mankikian, Julie; Manning, Edmund; Manuel, Aldric; Maria Sant`Ana Malaque, Ceila; Marino, Daniel; Marino, Flávio; Mariz, Caroline de Araújo; Markowicz, Samuel; Maroun Eid, Charbel; Marques, Ana; Marquis, Catherine; Marsh, Brian; Marshall, John; Martelli, Celina Turchi; Martin, Dori-Ann; Martin, Emily; Martin-Blondel, Guillaume; Martin-Loeches, Ignacio; Martin-Quiros, Alejandro; Martinelli, Alessandra; Martinot, Martin; Martins, Ana; Martins, João; Martins, Nuno; Martins Rego, Caroline; Martucci, Gennaro; Martynenko, Olga; Marwali, Eva Miranda; Marzukie, Marsilla; Masa Jimenez, Juan Fernado; Maslove, David; Mason, Phillip; Mason, Sabina; Mat Nor, Basri; Matan, Moshe; Mathieu, Daniel; Mattei, Mathieu; Matulevics, Romans; Maulin, Laurence; May, Jennifer; Maynar, Javier; Mazzoni, Thierry; Mc Evoy, Natalie; McArthur, Colin; McCarthy, Aine; McCarthy, Anne; McCloskey, Colin; McConnochie, Rachael; McDermott, Sherry; McDonald, Sarah; McElwee, Samuel; McGeer, Allison; McGuinness, Niki; McKay, Chris; McKeown, Johnny; McLean, Kenneth A.; McNicholas, Bairbre; Meaney, Edel; Mear-Passard, Cécile; Mechlin, Maggie; Meher, Maqsood; Mehkri, Omar; Mele, Ferruccio; Melo,

Luis; Memon, Kashif; Mendes, Joao Joao; Menkiti, Ogechukwu; Menon, Kusum; Mentré, France; Mentzer, Alexander J.; Mercier, Emmanuelle; Mercier, Noémie; Merckx, Antoine; Mergeay-Fabre, Mayka; Mergler, Blake; Merson, Laura; Mesquita, António; Meybeck, Agnès; Meyer, Dan; Meynert, Alison M.; Meysonnier, Vanina; Meziane, Amina; Mezidi, Mehdi; Michelagnoli, Giuliano; Michelanglei, Céline; Michelet, Isabelle; Mihelis, Efstathia; Mihnovitš, Vladislav; Miranda-Maldonado, Hugo; Misnan, Nor Arisah; Mohamed, Nik Nur Eliza; Mohamed, Tahira Jamal; Moin, Asma; Molina, David; Molinos, Elena; Mone, Mary; Monteiro, Agostinho; Montes, Claudia; Montrucchio, Giorgia; Moore, Sarah; Moore, Shona C.; Morales Cely, Lina; Moro, Lucia; Morocho, Diego; Morton, Ben; Motherway, Catherine; Motos, Ana; Mouquet, Hugo; Mouton Perrot, Clara; Moyet, Julien; Mudara, Caroline; Muh, Ng Yong; Muhamad, Dzawani; Mullaert, Jimmy; Müller, Fredrik; Müller, Karl Erik; Munblit, Daniel; Muneeb, Syed; Murriss, Marlène; Murthy, Srinivas; Muyandy, Gugapriyaa; Myrodia, Dimitra Melia; Nagpal, Dave; Nagrebetsky, Alex; Narasimhan, Mangala; Nasim Khan, Rashid; Neant, Nadège; Neb, Holger; Nekliudov, Nikita A; Neto, Raul; Neumann, Emily; Neves, Bernardo; Ng, Pauline Yeung; Ng, Wing Yiu; Nghi, Anthony; Nguyen, Duc; Ni Choileain, Orna; Nichol, Alistair; Nonas, Stephanie; Noordin, Nurul Amani Mohd; Noret, Marion; Norharizam, Nurul Faten Izzati; Norman, Lisa; Notari, Alessandra; Noursadeghi, Mahdad; Nowicka, Karolina; Nowiński, Adam; Nseir, Saad; Nunez, Jose I; Nurnaningsih, Nurnaningsih; Nyamankolly, Elsa; O'Donnell, Max; O'Hearn, Katie; O'Neil, Conar; Occhipinti, Giovanna; Ogston, Tawnya; Ogura, Takayuki; Oh, Tak-Hyuk; Ohshimo, Shinichiro; Oinam, Budhacharan Singh; Oliveira, João; Oliveira, Larissa; Olliaro, Piero L.; Ong, David S.Y.; Ong, Jee Yan; Oosthuyzen, Wilna; Opavsky, Anne; Openshaw, Peter; Orakzai, Saijad; Orozco-Chamorro, Claudia Milena; Orquera, Andrés; Ortoleva, Jamel; Osatnik, Javier; Othman, Siti Zubaidah; Ouamara, Nadia; Ouissa, Rachida; Owyang, Clark; Oziol, Eric; Pabasara, H M Upulee; Pagadoy, Maïder; Pages, Justine; Palacios, Amanda; Palacios, Mario; Palmarini, Massimo; Panarello, Giovanna; Panda, Prasan Kumar; Paneru, Hem; Pang, Lai Hui; Panigada, Mauro; Pansu, Nathalie; Papadopoulos, Aurélie; Parke, Rachael; Parker, Melissa; Parra, Briseida; Parrini, Vieri; Pasha, Taha; Pasquier, Jérémie; Pastene, Bruno; Patauner, Fabian; Patel, Drashti; Patel, Junaid; Pathmanathan, Mohan Dass; Patrão, Luís; Patricio, Patricia; Patrier, Juliette; Patterson, Lisa; Pattnaik, Rajyabardhan; Paul, Christelle; Paul, Mical; Paulos, Jorge; Paxton, William A.; Payen, Jean-François; Peariasamy, Kalaiarasu; Pearse, India; Pedrera Jiménez, Miguel; Peek, Giles; Peelman, Florent; Peiffer-Smadja, Nathan; Peigne, Vincent; Pejkovska, Mare; Pelosi, Paolo; Peltan, Ithan D.; Pereira, Rui; Perez, Daniel; Perial, Luis; Perpoint, Thomas; Pesenti, Antonio; Pestre, Vincent; Petroušová, Lenka; Petrov-Sanchez, Ventzislava; Pettersen, Frank Olav; Peytavin, Gilles; Pharand, Scott; Piagnerelli, Michael; Picard, Walter; Picone, Olivier; Piero, Maria de; Pierobon, Carola; Pimentel, Carlos; Pinto, Raquel; Pirathayini, Vicknesha; Pironneau, Isabelle; Piroth, Lionel; Pius, Riinu; Piva, Simone; Plantier, Laurent; Plotkin, Daniel; Png, Hon Shen; Poissy, Julien; Pokeerbux, Ryadh; Pokorska-Śpiewak, Maria; Poli, Sergio; Pollakis, Georgios; Ponscarne, Diane; Popielska, Jolanta; Post, Andra-Maris; Postma, Douwe F.; Povoas, Pedro; Póvoas, Diana; Powis, Jeff; Prapa, Sofia; Preau, Sébastien; Prebensen, Christian; Preiser, Jean-Charles; Prinssen, Anton; Pritchard, Mark; Priyadarshani, Gamage Dona Dilanthi; Proença, Lúcia; Prompak, N; Puéchal, Oriane; Pujo Semedi, Bambang; Pulicken, Mathew; Purcell, Gregory; Quesada, Luisa; Quinones-Cardona, Vilmaris; Quirós González, Víctor; Quist-Paulsen, Else; Quraishi, Mohammed; Rabaud, Christian; Rafael, Aldo; Rafiq, Marie; Ragazzo, Gabrielle; Rahman, Ahmad Kashfi Haji Ab; Rahman, Rozanah Abd; Rahutullah, Arsalan; Rainieri, Fernando; Rajahram, Giri Shan; Ralib, Azrina; Ramakrishnan, Nagarajan; Ramanathan, Kollengode; Ramli, Ahmad Afiq; Rammaert, Blandine; Ramos, Grazielle Viana;

Rana, Asim; Rapp, Christophe; Rashan, Aasiyah; Rashan, Thalha; Rasmin, Menaldi; Rätsep, Indrek; Rau, Cornelius; Ravi, Tharmini; Raza, Ali; Real, Andre; Rebaudet, Stanislas; Redl, Sarah; Reeve, Brenda; Rehan, Ali; Rehman, Attaur; Reid, Liadain; Reikvam, Dag Henrik; Reis, Renato; Rello, Jordi; Remppis, Jonathan; Remy, Martine; Ren, Hongru; Renk, Hanna; Resende, Liliana; Resseguier, Anne-Sophie; Revest, Matthieu; Rewa, Oleksa; Reyes, Luis F.; Reyes, Tiago; Ribeiro, Maria Ines; Richardson, David; Richardson, Denise; Richier, Laurent; Ridzuan, Siti Nurul Atikah Ahmad; Riera, Jordi; Rios, Ana Lúcia; Rishu, Asgar; Rispal, Patrick; Risso, Karine; Rivera Nuñez, Maria Angelica; Rizer, Nicholas; Robb, Doug; Robba, Chiara; Roberto, André; Robertson, David L.; Robineau, Olivier; Roche-Campo, Ferran; Rodari, Paola; Rodeia, Simão; Rodriguez Abreu, Julia; Roger, Claire; Roger, Pierre-Marie; Roilides, Emmanuel; Rojek, Amanda; Romaru, Juliette; Roncon-Albuquerque Jr, Roberto; Roriz, Mélanie; Rosa-Calatrava, Manuel; Rose, Michael; Rosenberger, Dorothea; Roslan, Nurul Hidayah Mohammad; Rossanese, Andrea; Rossetti, Matteo; Rossignol, Bénédicte; Rossignol, Patrick; Rössler, Bernhard; Rousset, Stella; Roy, Carine; Roze, Benoît; Rasmawatingtyas, Desy; Russell, Clark D.; Ryckaert, Steffi; Rygh Holten, Aleksander; Saba, Isabela; Sadaf, Sairah; Sadat, Musharaf; Sahraei, Valla; Saint-Gilles, Maximilien; Sakiyalak, Pranya; Salahuddin, Nawal; Salazar, Leonardo; Sales, Gabriele; Sallaberry, Stéphane; Salmon Gandonniere, Charlotte; Salvator, Hélène; Sanchez, Angel; Sanchez, Olivier; Sánchez Choez, Xavier; Sancho-Shimizu, Vanessa; Sandhu, Gyan; Sandrine, Pierre-François; Sandulescu, Oana; Santos, Marlene; Sarfo-Mensah, Shirley; Sarmiento, Iam Claire E.; Sarton, Benjamine; Satya, Ankana; Satyapriya, Sree; satyawati, Rumaisah; Savvidou, Parthena; Saw, Yen Tsen; Scarsbrook, Joshua; Schaffer, Justin; Schermer, Tjard; Scherpereel, Arnaud; Schneider, Marion; Schroll, Stephan; Schwameis, Michael; Scott, Janet T.; Scott-Brown, James; Sedillot, Nicholas; Seitz, Tamara; Selvanayagam, Jaganathan; Selvarajoo, Mageswari; Semaille, Caroline; Semple, Malcolm G.; Senian, Rasidah Bt; Senneville, Eric; Sepulveda, Claudia; Sequeira, Filipa; Sequeira, Tânia; Serpa Neto, Ary; Serrano Balazote, Pablo; Shadowitz, Ellen; Shahidan, Syamin Asyraf; Shamsah, Mohammad; Sharma, Pratima; Shaw, Catherine A.; Shaw, Victoria; Sheharyar, Ashraf; Shetty, Rohan; Shi, Haixia; Shiban, Nisreen; Shiekh, Mohiuddin; Shiga, Takuya; Shime, Nobuaki; Shimizu, Hiroaki; Shimizu, Keiki; Shimizu, Naoki; Shrapnel, Sally; Shuker, Tristan; Shum, Hoi Ping; Si Mohammed, Nassima; Siang, Ng Yong; Sibiude, Jeanne; Siddiqui, Atif; Sigfrid, Louise; Sillaots, Piret; Silva, Catarina; Silva, Maria Joao; Silva, Rogério; Sim Lim Heng, Benedict; Sin, Wai Ching; Sitompul, Pompini Agustina; Sivam, Karisha; Skogen, Vegard; Smith, Sue; Smood, Benjamin; Smyth, Michelle; Snacken, Morgane; So, Dominic; Soh, Tze Vee; Solis, Monserrat; Solomon, Joshua; Solomon, Tom; Somers, Emily; Sommet, Agnès; Song, Myung Jin; Song, Rima; Song, Tae; Sonntagbauer, Michael; Soom, Azlan Mat; Sotto, Alberto; Soum, Edouard; Sousa, Ana Chora; Sousa, Marta; Sousa Uva, Maria; Souza-Dantas, Vicente; Sperry, Alexandra; Sri Darshana, B. P. Sanka Ruwan; Sriskandan, Shiranee; Stabler, Sarah; Staudinger, Thomas; Stecher, Stepanie-Susanne; Steinsvik, Trude; Stienstra, Ymkje; Stiksrud, Birgitte; Streinu-Cercel, Adrian; Streinu-Cercel, Anca; Strudwick, Samantha; Stuart, Ami; Stuart, David; Suen, Gabriel; Suen, Jacky Y.; Sultana, Asfia; Summers, Charlotte; Suppiah, Deepashankari; Surovcova, Magdalena; Svistunov, Andrey A; Syahrin, Sarah; Syrigos, Konstantinos; Sztajn bok, Jaques; Szuldrzynski, Konstanty; Tabrizi, Shirin; Taccone, Fabio S.; Tagherset, Lysa; Taib, Shahdattul Mawarni; Talarek, Ewa; Taleb, Sara; Talsma, Jelmer; Tampubolon, Maria Lawrensia; Tan, Kim Keat; Tan, Le Van; Tan, Yan Chyi; Tanaka, Clarice; Tanaka, Hiroyuki; Tanaka, Taku; Taniguchi, Hayato; Tanveer, Hussain; Tardivon, Coralie; Tattevin, Pierre; Taufik, M Azhari; Tedder, Richard S.; Tee, Tze Yuan; Teixeira, João; Tejada, Sofia; Tellier, Marie-Capucine; Teoh, Sze Kye; Teotonio, Vanessa; Téoulé, François; Terpstra, Pleun; Terrier, Olivier;

Terzi, Nicolas; Tessier-Grenier, Hubert; Thabit, Alif Adlan Mohd; Tham, Zhang Duan; Thangavelu, Suvintheran; Thibault, Vincent; Thiberville, Simon-Djamel; Thill, Benoît; Thirumanickam, Jananee; Tho, Leong Chin; Thompson, Shaun; Thomson, David; Thomson, Emma C.; Thurai, Surain Raaj Thanga; Thuy, Duong Bich; Thwaites, Ryan S.; Tieroshyn, Vadim; Timashev, Peter S; Timsit, Jean-François; Tissot, Noémie; Toh, Jordan Zhien Yang; Toki, Maria; Tolppa, Timo; Tonby, Kristian; Tonnii, Sia Loong; Torres, Antoni; Torres, Margarida; Torres Santos-Olmo, Rosario Maria; Torres-Zevallos, Hernando; Trapani, Tony; Treoux, Théo; Trieu, Huynh Trung; Tromeur, Cécile; Trontzas, Ioannis; Troost, Jonathan; Trouillon, Tiffany; Truong, Jeanne; Tual, Christelle; Tubiana, Sarah; Tuite, Helen; Turmel, Jean-Marie; Turtle, Lance C.W.; Tveita, Anders; Twardowski, Pawel; Uchiyama, Makoto; Udayanga, PG Ishara; Udy, Andrew; Ullrich, Roman; Uribe, Alberto; Usman, Asad; Val-Flores, Luís; Valle, Ana Luiza; Valran, Amélie; Van De Velde, Stijn; van den Berge, Marcel; Van der Feltz, Machteld; Van Der Vekens, Nicky; Van der Voort, Peter; Van Der Werf, Sylvie; van Dyk, Marlice; van Gulik, Laura; Van Hattem, Jarne; van Lelyveld, Steven; van Netten, Carolien; van Twillert, G; Vanel, Noémie; Vanoverschelde, Henk; Vasudayan, Shoban Raj; Vauchy, Charline; Veeran, Shaminee; Veislinger, Aurélie; Ventura, Sara; Verbon, Annelies; Vidal, José Ernesto; Vieira, César; Villanueva, Joy Ann; Villar, Judit; Villeneuve, Pierre-Marc; Villoldo, Andrea; Vinh Chau, Nguyen Van; Vishwanathan, Gayatri; Visseaux, Benoit; Visser, Hannah; Vitiello, Chiara; Vuorinen, Aapeli; Vuotto, Fanny; Wahab, Suhaila Abdul; Wahid, Nadirah Abdul; Wan Muhd Shukeri, Wan Fadzlina; Wang, Chih-Hsien; Wei, Jia; Weil, Katharina; Wen, Tan Pei; Wesselius, Sanne; West, T. Eoin; Wham, Murray; Whelan, Bryan; White, Nicole; Wicky, Paul Henri; Wiedemann, Aurélie; Wijaya, Surya Oto; Wille, Keith; Willems, Suzette; Williams, Virginie; Wils, Evert-Jan; Wong, Calvin; Wong, Teck Fung; Wong, Xin Ci; Wong, Yew Sing; Xian, Gan Ee; Xian, Lim Saio; Xuan, Kuan Pei; Xynogalas, Ioannis; Yacoub, Sophie; Yakop, Siti Rohani Binti Mohd; Yamazaki, Masaki; Yazdanpanah, Yazdan; Yelnik, Cécile; Yeoh, Chian Hui; Yerkovich, Stephanie; Yokoyama, Toshiki; Yonis, Hodane; Yuliarto, Saptadi; Zaaqoq, Akram; Zabbe, Marion; Zacharowski, Kai; Zahid, Masliza; Zahran, Maram; Zaidan, Nor Zaila Binti; Zambon, Maria; Zambrano, Miguel; Zanella, Alberto; Zawadka, Konrad; Zaynah, Nurul; Zayyad, Hiba; Zoufaly, Alexander; Zucman, David.