

Model-based reasoning methods for diagnosis in integrative medicine based on electronic
medical records and natural language processing

Wenye Geng^{1#}, Xuanfeng Qin^{2#}, Zhuo Wang^{3,5}, Qing Kong¹, Zihui Tang^{1*}, Lin Jiang^{1,4*}

¹Department of integrative medicine, Fudan university Huashan hospital, Shanghai, China

²Department of neurosurgery, Fudan university Huashan hospital, Shanghai, China

³China development laboratory, IBM (China) Investment Company limited, Shanghai, China

⁴Healthcare center, Fudan university Huashan hospital, Shanghai, China

⁵Shanghai Sunjian Informatics Technology Company Limited

Funding sources: grants from the Institutes of Integrative Medicine of Fudan University.
ClinicalTrials.gov Identifier: NCT03274908; and China Postdoctoral Science Foundation
funded project (2017M611461).

Run title: model based reasoning methods on diagnosis of integrative medicine

[#]W.G and X.Q contributed to the work equally

Author's email:

W.G: drug@fudan.edu.cn

X.Q: qinxuanfeng777@163.com

Z.W: shwzhuo@cn.ibm.cn or flezze@163.com

Q.K: kq2016829@163.com

Z.T: dr_zhtang@yeah.net

L.J: jianglinhappy@126.com

*These authors are co-corresponding authors.

Zihui Tang M.D and Ph.D, (handle the production process)

Department of Integrative Medicine, Huashan Hospital,

Institutes of Integrative Medicine,

Fudan University,
No. 12 Urumqi Middle Road,
Shanghai 200040, China;
Email: dr_zhtang@yeah.net

Lin Jiang M.D
Department of Integrative Medicine,
Healthcare center,
Huashan Hospital,
Fudan University,
No. 12 Urumqi Middle Road,
Shanghai 200040, China;
Email: jianglinhappy@126.com

Abstract

Background: This study aimed to investigate model-based reasoning (MBR) algorithms for the diagnosis of integrative medicine based on electronic medical records (EMRs) and natural language processing.

Methods: A total of 14,075 medical records of clinical cases were extracted from the EMRs as the development dataset, and an external test dataset consisting of 1,000 medical records of clinical cases was extracted from independent EMRs. MBR methods based on word embedding, machine learning, and deep learning algorithms were developed for the automatic diagnosis of syndrome pattern in integrative medicine. MBR algorithms combining rule-based reasoning (RBR) were also developed. A standard evaluation metrics consisting of accuracy, precision, recall, and F1 score were used for the performance estimation of the methods. The association analyses were conducted on the sample size, number of syndrome pattern type, and diagnosis of lung diseases with the best algorithms.

Results: The Word2Vec CNN MBR algorithms showed high performance (accuracy of 0.9586 in the test dataset) in the syndrome pattern diagnosis. The Word2Vec CNN MBR combined with RBR also showed high performance (accuracy of 0.9229 in the test dataset). The diagnosis of lung diseases could enhance the performance of the Word2Vec CNN MBR algorithms. Each group sample size and syndrome pattern type affected the performance of these algorithms.

Conclusion: The MBR methods based on Word2Vec and CNN showed high performance in the syndrome pattern diagnosis in integrative medicine in lung diseases. The parameters of each group sample size, syndrome pattern type, and diagnosis of lung diseases were associated with the performance of the methods.

Keyword: model-based reasoning, integrative medicine, electronic medical records, natural language processing,

Background

Integrative medicine is a medical form that combines practices and treatments from alternative medicine with conventional medicine [1-3]. In China, integrative medicine combines traditional Chinese medicine (TCM) and modern medicine for clinical practice [1-3]. The diagnosis of integrative medicine comprises the clinical diagnosis of modern medicine and syndrome pattern diagnosis [4]. Syndrome pattern based on TCM theory is an outcome of the analysis of TCM information by the TCM practitioner, and TCM treatments rely on it [4]. A syndrome pattern can be defined as a categorized pattern of symptoms and signs in a patient at a specific stage during the course of a disease. Syndrome elements are the smaller units of syndrome classification and the basic elements of a syndrome pattern [5]. The correct combination of syndrome elements can infer an appropriate syndrome pattern. Syndrome elements are also derived from the syndrome and signs from the patient [5, 6]. Generally, practitioners of integrative medicine making diagnosis decisions need to combine syndrome pattern diagnosis and the diagnosis of modern medicine [5, 6]. As TCM treatments rely on syndrome pattern diagnosis, the treatment combined with the therapies of TCM and modern medicine is more efficient for patients. Therefore, syndrome pattern for the diagnosis of integrative medicine is an essential part of diagnosis.

Electronic medical records (EMRs) are the systematized collection of patients' and the population's electronically stored health information in a digital format that can be shared across different healthcare settings [7, 8]. In China, EMRs are a collection of diagnoses of syndrome patterns and model medicine as well as syndromes and signs with the TCM format [7, 8]. Natural language processing (NLP) is a field of artificial intelligence and computational linguistics concerned with the interactions between computers and human natural languages [9, 10]. Currently, NLP techniques combining EMRs have been comprehensively applied to medical data mining and medical decision support system [9, 10]. Word embedding, as one of the techniques in NLP, attempted to map a word using a dictionary to a vector of real numbers in a low-dimensional space [11, 12]. It is important in EMR data mining or artificial intelligence application in medicine for medical texts to be transferred to vectors because computers can handle or understand medical texts through

computability vectors.

Applying artificial intelligence techniques to support physicians in medical practices is a major challenge. The processing of uncertainty information mainly contributes to the challenge. Syndrome and sign information is under the classic uncertainty information. The artificial neural network (ANN) can successfully and efficiently handle syndrome and sign information with uncertainty [13]. ANN is a computational model based on the structure and functions of biological neural networks [14]. The remarkable information processing characteristics of the ANN in terms of nonlinearity, fault and noise tolerance, high parallelism, and learning and generalization capabilities contribute to uncertain information processing and quantitative analysis. Furthermore, model-based reasoning (MBR) methods based on machine learning or ANN can successfully process syndrome and sign information with uncertainty to make a precise and accurate diagnosis of integrative medicine.

As mentioned previously, syndrome and sign information or relative information can be extracted from the EMRs, and content texts can be mapped to computability vectors using NLP techniques. Furthermore, MBR methods can be used to create a computer-aided system to support the diagnosis of integrative medicine. However, only a few studies have been conducted on MBR methods with EMRs and NLP to support the diagnosis of integrative medicine. Fortunately, our previous work was carried out to analyze syndrome patterns and syndrome elements in lung diseases based on real-world EMR data [5]. This study aimed to explore MBR algorithms in the diagnosis of integrative medicine based on EMRs and NLP techniques in lung disease datasets. We also estimated the associations among the factors of sample size, number of syndrome pattern type, and diagnosis of modern medicine using the MBR algorithms.

Methods

The workflow of the analysis of the MBR methods in the diagnosis of integrative medicine based on EMRs and NLP is illustrated in Figure 1. The EMRs on lung diseases were exported from the hospital information system, and the syndrome and sign information and relative information were extracted as a text format. The corresponding syndrome pattern diagnosis,

clinical diagnosis of modern medicine, and syndrome elements were extracted and saved to the database with the structure data according to the unique code of patients. The content texts of the syndrome and sign information were mapped to the computability vectors through word embedding. The classification models that include the vectors of syndrome and sign information and syndrome patterns or syndrome elements were developed using machine learning or neural network methods. MBR algorithms were developed on the basis of classification models concerning the syndrome pattern, and the model-based and rule reasoning algorithms were developed using the classification models and rule knowledge based on the combination of syndrome elements and syndrome patterns. The performances of the MBR methods in the diagnosis of integrative medicine in lung diseases evaluated and compared (for the main program codes for the module, please see https://github.com/zihuitang/clincial_decision_support_system_im).

Data collection and processing

In our previous real-world study on the syndrome pattern and syndrome element of lung disease, EMRs were collected from lung disease wards in five hospitals [5]. A dataset consisting of 14,075 medical records of clinical cases from four hospitals was assigned as the development dataset, and it was divided into the train dataset and the test dataset at a ratio of 4:1. Another independent dataset comprising 1,000 medical records of clinical cases from a hospital was set as the external test dataset. The information comprised patients' identity number, ward number, admission time, admission notes, first medical records, general medical records, discharge note, diagnosis of syndrome pattern, and diagnosis of modern medicine. In this work, we selected 10 common syndrome pattern types and 8 common lung diseases in the lung disease wards. Nine syndrome element types were generated and combined with the corresponding 10 syndrome pattern types.

Medical information extraction

The Chinese text information on the chief complaints, syndromes, and positive signs in the chest, tongue, and pulse was extracted from the admission notes, first medical records, and discharge records (Figure 2). The extracted Chinese text information was combined into contexts called four diagnoses in TCM. The contexts of the syndromes and signs underwent

word-cutting process to split them into tokens. In this work, the first corpus included the context of syndrome and sign information. In the analysis of the association diagnosis of modern medicine and syndrome pattern diagnosis, another corpus included an additional token of diagnosis of modern medicine.

Word2Vec

Word embedding is an NLP feature-learning technique in which words are mapped to vectors of real numbers [15]. Word embedding involves mathematical embedding from a space with one dimension per word to a continuous vector space with a much lower number of dimensions. The Word2Vec model is an NLP system that is used to produce word embedding, which takes a large corpus of text as its input and produces a vector space, and each unique word in the corpus is assigned a corresponding vector in the space [15]. The Word2Vec model generates vectors for each word present in a document. In this study, the corpus from a Chinese language Wikipedia dump, which is available at <https://dumps.wikimedia.org/zhwiki/latest/zhwiki-latest-pages-articles.xml.bz2>, was used to pre-train the word vector model. The parameters utilized with the word2Vec model were developed for dimension reduction into 256 dimension vectors, 5 context windows, and a minimum sentence word count of 10. The Word2Vec model was implemented using the Gensim Python library [16].

Doc2Vec

The Doc2Vec model is an extension of Word2Vec that constructs embeddings from entire documents or sentences (instead of individual words) to learn a randomly initialized vector for the document (or sentence) along with the words [17]. The Doc2Vec model modifies the Word2Vec algorithm into an unsupervised learning algorithm that produces continuous representations for large blocks of texts, such as sentences, paragraphs, or entire documents. In this work, Doc2Vec was used to produce vectors for texts. The corpus from a Chinese language Wikipedia dump was again used to pre-train the doc vector model. The parameters utilized with the Doc2Vec model were developed in the dimension reduction into 192 dimension vectors, 5 context windows, and a minimum sentence word count of 10. The Doc2Vec model was also implemented using the Gensim Python library.

Machine learning

In this work, the four different machine learning classifiers algorithms, namely, random forest (RF), extreme gradient boosting (XGBoost), support vector machines (SVM), and K-nearest neighbor (KNN), were used to develop MBR [18-20]. RF, a classic machine learning classifier, is composed of tree predictors, with each tree depending on the values of a random vector sampled independently and having the same distribution for all trees in the forest [21]. RF aims to reduce the tree correlation issue by choosing only a subsample of the feature space at each split. In this work, RF was used on 1,000 trees in the forest, and it was implemented using the scikit-learn Python library.

XGBoost is an optimized distributed gradient-boosting system designed to be highly efficient, flexible, and portable [22]. It implements machine learning algorithms under the gradient boosting framework, which attempts to accurately predict a target variable by combining an ensemble of estimates from a set of simpler, weaker models. XGBoost can also be implemented using the scikit-learn Python library.

SVM is a well-known supervised learning model associated with learning algorithms that analyze data used for classification and regression analysis [23]. SVM was useful in text-based classification tasks and to not be prone to error in high-dimensional datasets. In this work, SVM was used with a linear kernel and implemented using the scikit-learn Python library.

The KNN classifier, one of the most popular machine learning algorithms, is based on the Euclidean distance between a test sample and the specified training samples [24]. It is used for data classification that attempts to determine in which group a data point is included by examining the data points around it. In this study, KNN was implemented using the scikit-learn Python library.

Artificial neural network

ANNs, one of the main tools used in machine learning, are a group of models inspired by biological neural networks used for estimating functions that depend on a large number of

inputs [13]. ANN algorithms have two different classifiers: multilayer perceptron (MLP) and convolutional neural network (CNN). MLP is a feed-forward ANN model that maps sets of input data onto a set of appropriate outputs [25]. It consists of multiple layers of nodes with a nonlinear activation function in a directed graph, with each layer fully connected to the next one. Back-propagation is used as a supervised learning technique in MLP. In this work, MLP was performed with six hidden layers, with the nodes per layer varying from 64 to 1024. It was also implemented using the scikit-learn Python library.

CNN is one of the most popular algorithms for deep learning [26]. It is a category of ANN in which a model learns to perform classification tasks directly from images, text, or sound, and it has been proven effective in the areas of text classification and image recognition. CNN comprises one or more convolutional layers with a sub-sampling step, followed by one or more fully connected layers as in a standard multilayer neural network [27]. In this work, CNN was performed with an embedding layer, a convolutional layer, a max pooling layer, and two fully connected layers, and it was implemented using the Keras Python library.

MBR

In this study, the development of MBR was based on word embedding and machine learning classifiers for syndrome pattern [28, 29]. A total of 11 MBR algorithms were used: Word2Vec RF, Word2Vec XGBoost, Word2Vec SVM, Word2Vec KNN, Word2Vec MLP, Word2Vec CNN, Doc2Vec RF, Doc2Vec XGBoost, Doc2Vec SVM, Doc2Vec KNN, and Doc2Vec MLP. These models with multiclass outputs were consistent with the syndrome pattern types. A comparison of the performance of the 11 MBR algorithms was conducted.

MBR combined with rule-based reasoning (RBR)

MBR was based on word embedding and machine learning classifiers for syndrome elements. Nine MBR algorithms were used: Word2Vec RF, Word2Vec XGBoost, Word2Vec KNN, Word2Vec MLP, Word2Vec CNN, Doc2Vec RF, Doc2Vec XGBoost, Doc2Vec KNN, and Doc2Vec MLP. These models with multi-label outputs were consistent with the syndrome element types. The syndrome patterns were generated by combining the syndrome elements, which follow the rule knowledge base of the syndrome elements, with the syndrome pattern.

A comparison of the performance of the nine MBR combined with RBR algorithms was performed.

Evaluation

The performances of the MBR algorithms in syndrome pattern were evaluated in test dataset and the external dataset using standard metrics consisting of accuracy, precision, recall, and F1-score [30]. Moreover, the performances of the Word2Vec CNN MBR algorithms in each syndrome pattern and each syndrome element were evaluated in test dataset by using standard metrics. A five-fold cross-validation was conducted 20 times on the train dataset for each algorithm to estimate the 95% confidence interval (CI) for the performance parameters.

The accuracy comparison analysis of the Word2Vec CNN MBR algorithms in corpus 1 and corpus 2 were conducted in different proportions of the sample size of the development dataset. In the accuracy analysis of the dataset, each group sample size was set as proportion of total sample size and the number of syndrome pattern type were selected randomly. The linear regression analyses were conducted to evaluate the associations between each group sample size and the number of syndrome pattern type at accuracies of 0.90 and 0.95 of the methods.

Results

Development and external datasets

The characteristics of the dataset are shown in Figure 3. The development dataset consisted of 14,075 medical records of clinical cases, and the external dataset had 1,000 medical records of clinical cases. Eight common lung diseases were found in the development dataset: lung cancer (18.42%), pulmonary infection (18.59%), acute bronchitis (8.39%), interstitial pneumonia (1.66%), chronic bronchitis (9.78%), chronic obstructive pulmonary disease (COPD, 25.98%), bronchiectasis (4.31%), and asthma (12.88%) (Figure 3A). The same common lung diseases with the same proportions were also found in the external dataset (Figure 3B). Ten common syndrome pattern types were found in the development dataset: qi-deficiency of lung and spleen, qi-deficiency of lung and kidney, yin-deficiency of lung, wind-cold attacking lung, wind-heat attacking lung, cold wheezing, deficiency of qi and yin, hot wheezing, phlegm-heat obstruction in lung, and phlegm obstruction in lung (Figure 3C).

The same 10 syndrome pattern types with the same proportions were found in the external dataset (Figure 3D). The development dataset had 35,992 syndrome elements for 14,075 syndrome patterns, and a syndrome pattern consisted of 2.56 syndrome elements on average. The development dataset included nine syndrome element types: phlegm, wind, cold, heat, qi-deficiency, yin-deficiency, lung, spleen, and kidney (Figure 3E). A total of 2,602 syndrome elements with the same nine types were found in 1,000 syndrome patterns (Figure 3F).

MBR

In the test dataset, the performance analysis of the MBR based on Word2Vec to identify syndrome patterns showed an average accuracy of 0.9397 (95%CI: 0.9312–0.9468) in the Word2Vec RF model and 0.9323 (95%CI: 0.9213–0.9443) in the Word2Vec ANN model (Table 1). The highest average accuracy was 0.9471 (95%CI: 0.9382–0.9549) in the Word2Vec CNN model. The parameters of precision, recall, and F1 score were 0.9478 (95%CI: 0.9393–0.9557), 0.9471 (95%CI: 0.9382–0.9549), and 0.9470 (95%CI: 0.9383 – 0.9550) in the Word2Vec CNN model, respectively. Similar performance values were found in the corresponding external dataset.

The performance analysis of the MBR based on Doc2Vec to identify syndrome patterns in the test dataset showed the highest average accuracy of 0.8840 (95%CI: 0.8730–0.8970) in the Word2Vec CNN model (Table 2). The parameters of precision, recall, and F1 score were 0.8876 (95%CI: 0.8776–0.8976), 0.8840 (95%CI: 0.8710–0.8932), and 0.8843 (95%CI: 0.8753–0.8973) in the Doc2Vec CNN model, respectively. Similar performance values were found in the corresponding external dataset.

MBR combined with RBR

The performance analysis of the MBR combined with RBR based on Word2Vec in the test dataset reported that the highest average accuracy was 0.9229 (95%CI: 0.9099–0.9319) in the word2Vec CNN model (Table 3). The parameters of precision, recall, and F1 score were 0.9884 (95%CI: 0.9744–0.9964), 0.9679 (95%CI: 0.9589–0.9809), and 0.9778 (95%CI: 0.9698–0.9888) in the Word2Vec CNN model, respectively. Similar performance values were found in the corresponding external dataset.

The performance analysis of the MBR combined with RBR based on Doc2Vec showed that the highest average accuracy was 0.8190 (95%CI: 0.8082–0.8281) in the Doc2Vec CNN model (Table 4). The parameters of precision, recall, and F1 score were 0.9550 (95%CI: 0.9441–0.9673), 0.9507 (95%CI: 0.9387–0.9597), and 0.9524 (95%CI: 0.9444–0.9654) in the Doc2Vec CNN model, respectively. Similar performance values were found in the corresponding external dataset.

Word2Vec CNN MBR in corpus 1 and corpus 2

Corpus 1 included the syndrome and sign information without a clinical diagnosis of lung disease, whereas corpus 2 included the syndrome and sign information with a clinical diagnosis of lung disease. A higher average accuracy (0.9584, 95% CI: 0.9510–0.9655) was found in the Word2Vec CNN model in syndrome pattern diagnosis in corpus 2 than in corpus 1 (0.9471, 95% CI: 0.9382–0.9549) in the test dataset (Table 5). Moreover, higher performance parameter values of precision, recall, and F1 score were found in the Word2Vec CNN model in each syndrome pattern diagnosis in corpus 2 than in corpus 1 (Table 5). Similar results were found in the Word2Vec CNN combined with RBR model in syndrome pattern diagnosis in corpus 2 in comparison with the model in corpus 1 in the test dataset with a full sample size (Table 6). A higher average accuracy of the Word2Vec CNN model was found in syndrome pattern diagnosis in the test dataset with different sample sizes in corpus 2 than in corpus 1 (Figure 4).

Association of accuracy and sample size with syndrome pattern type

We performed an average accuracy analysis in the development dataset classified by the number of syndrome pattern type and each group's sample size. The results showed that the average accuracy increased with the increase in sample size of each group and decreased with the increase in number of syndrome pattern (Table 7). The linear regression analysis showed that each group's sample size was significantly associated with the number of syndrome pattern with an accuracy of 0.90 ($Y = 34.39 \times X + 109.43$, $p < 0.0001$, Y: each group sample size, X: number of syndrome pattern type) and 0.95 ($Y = 48.55 \times X + 296.78$, $p < 0.0001$, Y: each group sample size, X: number of syndrome pattern type), respectively (Figure 5).

Discussion

We developed MBR methods for diagnosis in integrative medicine in lung diseases based on a real-world EMR dataset with NLP. In this work, real-world medical records of clinical cases were used to develop models, and medical texts were mapped to vectors of real numbers that a computer could process. CNN approaches can automatically extract features from word vectors, thus contributing to the high performance of MBR methods in syndrome pattern diagnosis in integrative medicine in lung diseases. To the best of our knowledge, this study is the first to investigate MBR methods for diagnosis in integrative medicine on a large real-world dataset using NLP and deep learning methods in China. These MBR methods can be recommended for a clinical decision-making system and can also provide a novel approach for diagnosis in integrative medicine.

An interesting finding is the high performance of the MBR methods for syndrome pattern diagnosis in integrative medicine. The best Word2Vec CNN MBR in syndrome pattern diagnosis in integrative medicine had an accuracy of 0.9471 and 0.9250 in the development dataset and external dataset, respectively. Word embedding and CNN contributed to the high performance. Word embedding techniques can map texts to computability vectors, which can perform text analysis with quantitative analysis. CNN can automatically extract features from medical texts, significantly contributing to performance of the MBR. Additionally, the diagnosis information of modern medicine being added to the corpus enhances the accuracy of the syndrome pattern diagnosis in integrative medicine with reasoning, thus indicating that physicians can more efficiently make a syndrome pattern diagnosis after determining the diagnosis of modern medicine.

We performed an association analysis to evaluate the relationship between the number of syndrome pattern type and each group's sample size for the accuracy of MBR algorithms. Moreover, we conducted a linear regression analysis to estimate the linear function of each group sample size and syndrome pattern type at an accuracy of 0.95. Only a few studies reported on the quantitative associations. In the Word2Vec CNN MBR algorithms at an accuracy of 0.95, the smallest group sample size was 300 for two syndrome pattern types, and

each group sample size had at least 800 for 10 syndrome pattern types. According to the linear model, the Word2Vec CNN MBR based on each group's sample size with at least 1,200 showed high performance in syndrome pattern with 20 types. A total of 400 common syndrome pattern types were grouped into 20 systems in integrative internal medicine. A total of 25,000 medical records of clinical cases could satisfy the word2Vec CNN MBR methods in syndrome pattern diagnosis in an integrative system at an accuracy of 0.95. A total of 500,000 medical records of clinical cases could satisfy the word2Vec CNN MBR methods in the diagnosis of 400 syndrome patterns in the entire integrative internal medicine at an accuracy of 0.95.

Interestingly, the MBR combined with RBR methods in syndrome pattern diagnosis in integrative medicine showed high performance. Specifically, Word2Vec CNN MBR combined with RBR methods had an accuracy of 0.9559 in syndrome pattern diagnosis in corpus 2 with additional information on modern medicine diagnosis. This reasoning method showed a more understandable and clearer knowledge of lung diseases for physicians in comparison with the Word2Vec CNN MBR methods. Moreover, it was more suitable for users of or physicians practicing integrative medicine. Generally, a hybrid reasoning is more suitable for application in clinical practice.

Although this study used novel methods to develop MBR in syndrome pattern diagnosis in integrative medicine, it has several limitations. First, we selected only 10 out of the 20 common syndrome pattern types in lung diseases partly because the other 10 syndrome pattern types did not have enough medical records of clinical cases. Therefore, future studies should use comprehensive syndrome patterns in lung diseases or other systems. Second, the size of the corpus for pre-trained word vectors was not large to cover all Chinese words or special items on lung diseases.

Conclusion

MBR methods based on Word2Vec CNN showed high performance in syndrome pattern diagnosis in integrative medicine in lung diseases. The parameters of each group sample size, syndrome pattern type, and clinical diagnosis of lung diseases were associated with the

performance of the methods.

Abbreviations

ANN: Artificial neural network; CI: Confidence interval; CNN: Convolutional neural network; EMRs: Electronic medical records; XGBoost: Extreme gradient boosting; KNN: K-nearest neighbor; MBR: Model-based reasoning; MLP: Multilayer perceptron; NLP: Natural language processing; RF: Random forest; RBR: Rule-based reasoning; SVM: Support vector machines; TCM: Traditional Chinese medicine.

Declarations

Ethics approval and consent to participate

The study was approved by Ethics Committee of the Huashan Hospital (approval number: HIRB-2018-166) and performed in accordance with the Declaration of Helsinki.

Consent for publication:

Not applicable.

Availability of data and material:

The datasets generated and/or analyzed during the current study are not publicly available due to private information but are available from the corresponding author on reasonable request. Dataset are from the study whose authors may be contacted at Center of Bioinformatics and Biostatistics, Institutes of Integrative Medicine, Fudan University. The data concerning external test dataset and an example of development of dataset were available in https://github.com/zihuitang/clincial_decision_support_system_im.

Competing interests:

None declared of conflict of interest

Funding:

Grants from the Institutes of Integrative Medicine of Fudan University. ClinicalTrials.gov Identifier: NCT02461472; and China Postdoctoral Science Foundation funded project (2017M611461).

Author's Contributions:

W.G and X.Q drafted the manuscript. Z.W and Q.K participated in the design of the study and performed the statistical analysis. Z.T and L.J conceived of the study, and participated in its design and coordination and helped to draft the manuscript. All authors read and approved the final manuscript.

Acknowledgments:

We thank the grant from Institutes of Integrative Medicine of Fudan University to support the

study.

Authors' Information:

W.G, Q.K, Z.T, and L.J were Department of Integrative Medicine, Huashan Hospital , Fudan University, Shanghai, China; X.Q was Department of Neurosurgery, Fudan University, Shanghai, China; Z.W was China development laboratory, IBM (China) Investment Co limited, Shanghai, China.

Reference

1. Wang J, Xiong X: **Current situation and perspectives of clinical study in integrative medicine in china.** *Evidence-based complementary and alternative medicine : eCAM* 2012, **2012**:268542.
2. Leung TH, Wong W: **Development of integrative medicine in Hong Kong, China.** *Chinese journal of integrative medicine* 2017, **23**(7):486-489.
3. Xu H, Chen K: **Integrative medicine: the experience from China.** *Journal of alternative and complementary medicine* 2008, **14**(1):3-7.
4. Lee TC, Lo LC, Wu FC: **Traditional Chinese Medicine for Metabolic Syndrome via TCM Pattern Differentiation: Tongue Diagnosis for Predictor.** *Evidence-based complementary and alternative medicine : eCAM* 2016, **2016**:1971295.
5. Xu F, Cui W, Kong Q, Tang Z, Dong J: **A Real-World Evidence Study for Distribution of Traditional Chinese Medicine Syndrome and Its Elements on Respiratory Disease.** *Evidence-based complementary and alternative medicine : eCAM* 2018, **2018**:8305892.
6. Wei J, Wu R, Zhao D: **Analysis on traditional Chinese medicine syndrome elements and relevant factors for senile diabetes.** *Journal of traditional Chinese medicine = Chung i tsa chih ying wen pan* 2013, **33**(4):473-478.
7. Xu Y, Li N, Lu M, Myers RP, Dixon E, Walker R, Sun L, Zhao X, Quan H: **Development and validation of method for defining conditions using Chinese electronic medical record.** *BMC medical informatics and decision making* 2016, **16**:110.
8. Xue Y, Liang H, Wu X, Gong H, Li B, Zhang Y: **Effects of electronic medical record in a Chinese hospital: a time series study.** *International journal of medical informatics* 2012, **81**(10):683-689.
9. Wang H, Zhang W, Zeng Q, Li Z, Feng K, Liu L: **Extracting important information from Chinese Operation Notes with natural language processing methods.** *Journal of biomedical informatics* 2014, **48**:130-136.
10. Chen L, Song L, Shao Y, Li D, Ding K: **Using natural language processing to extract clinically useful information from Chinese electronic medical records.** *International journal of medical informatics* 2019, **124**:6-12.
11. Wu Y, Xu J, Jiang M, Zhang Y, Xu H: **A Study of Neural Word Embeddings for Named Entity Recognition in Clinical Text.** *AMIA Annual Symposium proceedings AMIA Symposium* 2015, **2015**:1326-1333.
12. Wang Y, Liu S, Afzal N, Rastegar-Mojarad M, Wang L, Shen F, Kingsbury P, Liu H: **A comparison of word embeddings for the biomedical natural language processing.** *Journal of biomedical informatics* 2018, **87**:12-20.
13. Hramov AE, Frolov NS, Maksimenko VA, Makarov VV, Koronovskii AA, Garcia-Prieto J, Anton-Toro LF, Maestu F, Pisarchik AN: **Artificial neural network detects human uncertainty.** *Chaos* 2018, **28**(3):033607.
14. Tang AC, Chung JW, Wong TK: **Validation of a novel traditional chinese medicine pulse diagnostic model using an artificial neural network.** *Evidence-based complementary and alternative medicine : eCAM* 2012, **2012**:685094.
15. Zhu Y, Yan E, Wang F: **Semantic relatedness and similarity of biomedical terms: examining the effects of recency, size, and section of biomedical publications on the performance of word2vec.** *BMC medical informatics and decision making* 2017, **17**(1):95.
16. Ince RA, Petersen RS, Swan DC, Panzeri S: **Python for information theoretic analysis of neural data.**

- Frontiers in neuroinformatics* 2009, **3**:4.
17. Xing W, Yuan X, Li L, Hu L, Peng J: **Phenotype Extraction Based on Word Embedding to Sentence Embedding Cascaded Approach**. *IEEE transactions on nanobioscience* 2018, **17**(3):172-180.
 18. Bastanlar Y, Ozuysal M: **Introduction to machine learning**. *Methods in molecular biology* 2014, **1107**:105-128.
 19. Kotoku J: **An Introduction to Machine Learning**. *Igaku butsuri : Nihon Igaku Butsuri Gakkai kikanishi = Japanese journal of medical physics : an official journal of Japan Society of Medical Physics* 2016, **36**(1):18-22.
 20. Rowe M: **An Introduction to Machine Learning for Clinicians**. *Academic medicine : journal of the Association of American Medical Colleges* 2019.
 21. Strobl C, Malley J, Tutz G: **An introduction to recursive partitioning: rationale, application, and characteristics of classification and regression trees, bagging, and random forests**. *Psychological methods* 2009, **14**(4):323-348.
 22. Sheridan RP, Wang WM, Liaw A, Ma J, Gifford EM: **Extreme Gradient Boosting as a Method for Quantitative Structure-Activity Relationships**. *Journal of chemical information and modeling* 2016, **56**(12):2353-2360.
 23. Baumes LA, Serra JM, Serna P, Corma A: **Support vector machines for predictive modeling in heterogeneous catalysis: a comprehensive introduction and overfitting investigation based on two real applications**. *Journal of combinatorial chemistry* 2006, **8**(4):583-596.
 24. Abu Alfeilat HA, Hassanat ABA, Lasassmeh O, Tarawneh AS, Alhasanat MB, Eyal Salman HS, Prasath VBS: **Effects of Distance Measure Choice on K-Nearest Neighbor Classifier Performance: A Review**. *Big data* 2019.
 25. Araujo P, Astray G, Ferrerio-Lage JA, Mejuto JC, Rodriguez-Suarez JA, Soto B: **Multilayer perceptron neural network for flow prediction**. *Journal of environmental monitoring : JEM* 2011, **13**(1):35-41.
 26. Zheng T, Gao Y, Wang F, Fan C, Fu X, Li M, Zhang Y, Zhang S, Ma H: **Detection of medical text semantic similarity based on convolutional neural network**. *BMC medical informatics and decision making* 2019, **19**(1):156.
 27. Hamm CA, Wang CJ, Savic LJ, Ferrante M, Schobert I, Schlachter T, Lin M, Duncan JS, Weinreb JC, Chapiro J *et al*: **Deep learning for liver tumor diagnosis part I: development of a convolutional neural network classifier for multi-phasic MRI**. *European radiology* 2019, **29**(7):3338-3347.
 28. Jang B, Kim I, Kim JW: **Word2vec convolutional neural networks for classification of news articles and tweets**. *PLoS one* 2019, **14**(8):e0220976.
 29. Turner CA, Jacobs AD, Marques CK, Oates JC, Kamen DL, Anderson PE, Obeid JS: **Word2Vec inversion and traditional text classifiers for phenotyping lupus**. *BMC medical informatics and decision making* 2017, **17**(1):126.
 30. Handelman GS, Kok HK, Chandra RV, Razavi AH, Huang S, Brooks M, Lee MJ, Asadi H: **Peering Into the Black Box of Artificial Intelligence: Evaluation Metrics of Machine Learning Methods**. *AJR American journal of roentgenology* 2019, **212**(1):38-43.

Table 1: Performance analysis of model-based reasoning methods on syndrome pattern diagnosis for lung disease based on Word2Vec in test dataset and external dataset

Model	Dataset	Accuracy	Precision	Recall	F1-score
Word2Vec + RF	Test dataset	0.9397(0.9312-0.9468)	0.9411(0.9331-0.9481)	0.9397(0.9312-0.9468)	0.9396(0.9311-0.9468)
	External dataset	0.9121(0.9001-0.9251)	0.9125(0.8985-0.9189)	0.9120(0.9030-0.9220)	0.9118(0.8988-0.9208)
Word2Vec + XGBoost	Test dataset	0.8832(0.8732-0.8942)	0.8844(0.8714-0.8954)	0.8832(0.8722-0.8932)	0.8832(0.8742-0.8972)
	External dataset	0.8720(0.8641-0.8842)	0.8753(0.8643-0.8893)	0.8720(0.8630-0.8860)	0.8728(0.8598-0.8838)
Word2Vec + KNN	Test dataset	0.8485(0.8355-0.8605)	0.8489(0.8349-0.8569)	0.8485(0.8355-0.8575)	0.8478(0.8398-0.8598)
	External dataset	0.8481(0.8371-0.8611)	0.8514(0.8404-0.8624)	0.8481(0.8351-0.8561)	0.8481(0.8351-0.8591)
Word2Vec +SVM	Test dataset	0.8172(0.8062-0.8252)	0.8245(0.8135-0.8325)	0.8172(0.8052-0.8312)	0.8161(0.8071-0.8251)
	External dataset	0.7791(0.7711-0.7931)	0.8047(0.7957-0.8177)	0.7791(0.7681-0.7881)	0.7826(0.7706-0.7956)
Word2Vec + MLP	Test dataset	0.9323(0.9213-0.9443)	0.9326(0.9226-0.9436)	0.9323(0.9243-0.9403)	0.9319(0.9229-0.9409)
	External dataset	0.9203(0.9101-0.9302)	0.9211(0.9101-0.9341)	0.9201(0.9090-0.9340)	0.9193(0.9063-0.9293)
Word2Vec+CNN	Test dataset	0.9471(0.9382-0.9549)	0.9478(0.9393-0.9557)	0.9471(0.9382-0.9549)	0.9470(0.9383-0.9550)
	External dataset	0.9250(0.9110-0.9360)	0.9277(0.9153-0.9382)	0.9250(0.9110-0.9360)	0.9250(0.9114-0.9362)

Note: RF-Random Forest, XGBoost- extreme gradient boosting, KNN- K Nearest Neighbor, SVM- Support Vector Machines, MLP- multilayer perceptron, CNN- Convolutional Neural Network, 95% confidence interval of parameters was listed in parentheses.

Table 2: Performance analysis of model based reasoning methods on syndrome pattern diagnosis for lung disease based on Doc2Vec in test dataset and external dataset

Model	Dataset	Accuracy	Precision	Recall	F1-score
Doc2Vec + RF	Test dataset	0.8320(0.8198-0.8442)	0.8457(0.8345-0.8567)	0.8320(0.8198-0.8442)	0.8337(0.8217-0.8458)
	External dataset	0.8190(0.8090-0.8310)	0.8506(0.8366-0.8610)	0.8190(0.8110-0.8323)	0.8267(0.8147-0.8397)
Doc 2Vec + XGBoost	Test dataset	0.7584(0.7444-0.7724)	0.7682(0.7602-0.7812)	0.7584(0.7504-0.7704)	0.7589(0.7499-0.7719)
	External dataset	0.7270(0.719-0.7400)	0.7735(0.7645-0.7835)	0.7270(0.7130-0.7390)	0.7391(0.7261-0.7501)
Doc 2Vec + KNN	Test dataset	0.8527(0.8407-0.8637)	0.8588(0.8488-0.8668)	0.8527(0.8407-0.8627)	0.8535(0.8425-0.8665)
	External dataset	0.8202(0.8092-0.8282)	0.8246(0.8116-0.8326)	0.8220(0.8090-0.8331)	0.8215(0.8105-0.8295)
Doc 2Vec +SVM	Test dataset	0.6748(0.6628-0.6848)	0.7424(0.7334-0.7504)	0.6748(0.6668-0.6858)	0.7577(0.7467-0.7667)
	External dataset	0.5820(0.5700-0.5950)	0.5743(0.5663-0.5883)	0.5920(0.5830-0.6033)	0.5288(0.5168-0.5388)
Doc 2Vec + MLP	Test dataset	0.8840(0.8730-0.8970)	0.8876(0.8776-0.8976)	0.8840(0.8710-0.8932)	0.8843(0.8753-0.8973)
	External dataset	0.8760(0.8620-0.8890)	0.8897(0.8757-0.9027)	0.8760(0.8630-0.8851)	0.8791(0.8701-0.8921)

Note: RF-Random Forest, XGBoost- extreme gradient boosting, KNN- K Nearest Neighbor, SVM- Support Vector Machines, MLP- multilayer perceptron, 95% confidence interval of parameters was listed in parentheses.

Table 3: Performance analysis of models based reasoning combining rule based reasoning methods on syndrome pattern diagnosis for lung disease based on Word2Vec in test dataset and external dataset

Model	Dataset	Accuracy	Precision	Recall	F1-score
Word2Vec + RF	Test dataset	0.9131(0.8990-0.9261)	0.9934(0.9814-0.9983)	0.9628(0.9538-0.9748)	0.9774(0.9644-0.9864)
	External dataset	0.9040(0.8903-0.9180)	0.9657(0.9547-0.9747)	0.9580(0.9501-0.9721)	0.9617(0.9477-0.9697)
Word2Vec + XGBoost	Test dataset	0.7703(0.7583-0.7803)	0.9666(0.9556-0.9786)	0.9044(0.8924-0.9144)	0.9333(0.9233-0.9433)
	External dataset	0.7980(0.7871-0.8112)	0.9702(0.9582-0.9812)	0.9227(0.9137-0.9337)	0.9444(0.9364-0.9544)
Word2Vec + KNN	Test dataset	0.8414(0.8324-0.8534)	0.9380(0.9270-0.9502)	0.9254(0.9164-0.9334)	0.9312(0.9202-0.9432)
	External dataset	0.8521(0.8403-0.8612)	0.9441(0.9321-0.9571)	0.9373(0.9263-0.9473)	0.9446(0.9306-0.9556)
Word2Vec + MLP	Test dataset	0.9052(0.8930-0.9181)	0.9751(0.9621-0.9830)	0.9758(0.9678-0.9858)	0.9752(0.9652-0.9862)
	External dataset	0.9021(0.8940-0.9151)	0.9791(0.9671-0.9911)	0.9780(0.9660-0.9904)	0.9784(0.9704-0.9904)
Word2Vec+CNN	Test dataset	0.9229(0.9099-0.9319)	0.9884(0.9744-0.9964)	0.9679(0.9589-0.9809)	0.9778(0.9698-0.9888)
	External dataset	0.9160(0.9030-0.9261)	0.9765(0.9655-0.9885)	0.9662(0.9582-0.9782)	0.9698(0.9608-0.9778)

Note: RF-Random Forest, XGBoost- extreme gradient boosting, KNN- K Nearest Neighbor, MLP- multilayer perceptron, CNN- Convolutional Neural Network, 95% confidence interval of parameters was listed in parentheses.

Table 4: Performance analysis of models based reasoning combining rule based reasoning methods on syndrome pattern diagnosis for lung disease based on Doc2Vec in test dataset and external dataset

Model	Dataset	Accuracy	Precision	Recall	F1-score
Doc2Vec + RF	Test dataset	0.6410(0.6281-0.6520)	0.8586(0.8496-0.8698)	0.9745(0.9635-0.9865)	0.9049(0.8939-0.9139)
	External dataset	0.5940(0.5810-0.6061)	0.9728(0.9648-0.9828)	0.8002(0.7892-0.8112)	0.8642(0.8542-0.8762)
Doc 2Vec + XGBoost	Test dataset	0.6177(0.6087-0.6307)	0.8525(0.8415-0.8625)	0.9413(0.9273-0.9513)	0.8891(0.8771-0.8981)
	External dataset	0.536(0.5272-0.5440)	0.9346(0.9266-0.9486)	0.7863(0.7763-0.7953)	0.8401(0.8301-0.8531)
Doc 2Vec + KNN	Test dataset	0.8488(0.8358-0.8618)	0.9393(0.9283-0.9523)	0.9503(0.9383-0.9613)	0.9440(0.9331-0.9582)
	External dataset	0.8260(0.8174-0.8383)	0.9203(0.9073-0.9323)	0.9415(0.9275-0.9535)	0.9301(0.9211-0.9401)
Doc 2Vec + MLP	Test dataset	0.8190(0.8082-0.828)1	0.9550(0.9441-0.9673)	0.9507(0.9387-0.9597)	0.9524(0.9444-0.9654)
	External dataset	0.8031(0.7911-0.8111)	0.9478(0.9398-0.9618)	0.9446(0.9316-0.9546)	0.9444(0.9314-0.9544)

Note: RF-Random Forest, XGBoost- extreme gradient boosting, KNN- K Nearest Neighbor, MLP- multilayer perceptron, CNN- Convolutional Neural Network, 95% confidence interval of parameters was listed in parentheses.

Table 5: Performance analysis of model based reasoning methods for each syndrome pattern in test dataset with Corpus 1 and Corpus 2

Syndrome pattern	Corpus 1				Corpus 2			
	Precision	Recall	F1 score	Support	Precision	Recall	F1 score	Support
Qi-deficiency of lung and spleen	0.9363	0.9514	0.9438	247	0.9957	0.9665	0.9809	239
Qi-deficiency of lung and kidney	0.9362	0.9999	0.9670	176	0.9781	0.9944	0.9861	179
Yin-deficiency of lung	0.9777	0.9733	0.9755	225	0.9902	0.9999	0.9951	203
Wind-cold attacking lung	0.9943	0.9943	0.9956	176	0.9878	0.9999	0.9939	162
Wind-heat attacking lung	0.9899	0.9120	0.9494	216	0.9150	0.9826	0.9476	230
Cold wheezing	0.9724	0.9832	0.9778	179	0.9750	0.9653	0.9701	202
Deficiency of qi and yin	0.9934	0.9804	0.9868	153	0.9932	0.9932	0.9945	147
Hot wheezing	0.9051	0.9931	0.947	144	0.9563	0.9808	0.9684	156
Phlegm-heat obstruction in lung	0.9389	0.9021	0.9201	613	0.9357	0.9125	0.9240	606
Phlegm obstruction in lung	0.9183	0.9344	0.9263	686	0.9461	0.9407	0.9434	691
Average (weighted)	0.9477	0.9471	0.9470	2815	0.9586	0.9584	0.9584	2815

Note: Corpus 1 was consisting of syndrome and sign information, Corpus 2 was consisting of syndrome and sign information plus clinical diagnosis information. The average accuracy was 0.9471 (95% CI: 0.9382-0.9549) for syndrome pattern in test dataset with Corpus 1, and 0.9584 (95% CI: 0.9510-0.9655) for syndrome pattern in test dataset with Corpus 2.

Table 6: Performance analysis of model based reasoning combing rule based reasoning methods for each syndrome element in test dataset with Corpus 1 and Corpus 2

Syndrome element	Corpus 1				Corpus 2			
	Precision	Recall	F1 score	Support	Precision	Recall	F1 score	Support
Phlegm	0.9907	0.9538	0.9719	1233	0.9935	0.9951	0.9943	1233
Wind	0.9926	0.9218	0.9559	435	0.9953	0.9770	0.9861	435
Cold	0.9800	0.9722	0.976	503	0.996	1.000	0.998	503
Heat	0.9704	0.8903	0.9286	811	0.9675	0.9174	0.9418	811
Qi-deficiency	0.9616	0.9756	0.9686	616	0.9871	0.9935	0.9903	616
Yin-deficiency	1.000	0.9851	0.9925	403	0.9975	0.9801	0.9887	403
Lung	1.000	1.000	1.000	2815	1.000	1.000	1.000	2815
Spleen	0.9644	0.9457	0.955	258	0.9771	0.9922	0.9846	258
Kidney	0.9882	0.9825	0.9853	171	0.9826	0.9883	0.9854	171
Average (weighted)	0.9885	0.968	0.9779	7245	0.9922	0.9863	0.9892	7245

Note: Corpus 1 consisting of syndrome and sign information, Corpus 2 consisting of syndrome and sign information plus clinical diagnosis information. The average accuracy was 0.9229 (95% CI: 0.9099-0.9319) for syndrome pattern in test dataset with Corpus 1, and 0.9559 (95% CI: 0.9429-0.9699) for syndrome pattern in test dataset with corpus 2.

Table 7: The average accuracy analysis grouped by sample size of each group and number of syndrome pattern type

Each group sample size	N = 2	N=3	N=4	N=5	N=6	N=7	N=8	N=9	N=10
16	0.5714	0.4001	0.3876	0.3122	0.2521	0.3113	0.3076	0.2068	0.1875
40	0.6575	0.5001	0.4375	0.3511	0.2916	0.3751	0.3751	0.2916	0.2251
64	0.7238	0.6412	0.5384	0.5125	0.4636	0.4444	0.4174	0.4127	0.3921
80	0.8751	0.7291	0.6406	0.6311	0.5521	0.4732	0.5468	0.4513	0.4001
160	0.9375	0.8542	0.8437	0.8432	0.8345	0.7901	0.7621	0.7577	0.7325
240	0.9375	0.9097	0.9014	0.9011	0.8993	0.8482	0.8515	0.8487	0.8083
320	0.9658	0.9114	0.9074	0.9151	0.9227	0.8973	0.8984	0.8836	0.8515
400	0.9688	0.9433	0.9384	0.9281	0.9301	0.9266	0.9023	0.9025	0.8929
480	0.9752	0.9553	0.9414	0.9412	0.9418	0.9464	0.9444	0.9234	0.9135
560	0.9762	0.9583	0.9534	0.9521	0.9532	0.9482	0.9487	0.9394	0.9304
640	0.9776	0.9653	0.9633	0.9661	0.9626	0.9526	0.9619	0.9456	0.9354
720	0.9786	0.9708	0.9688	0.9712	0.9709	0.9672	0.9678	0.9591	0.9356
800	0.9813	0.9776	0.9756	0.9735	0.9739	0.9785	0.9734	0.9597	0.9429

Note: The first average accuracy arrived at 0.90 and 0.95 were bold.

Figure legends

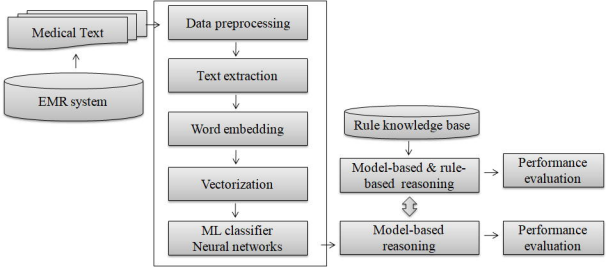
Figure 1: The workflow of model based reasoning methods development on diagnosis in integrative medicine based on electronic medical records with natural language processing.

Figure 2: Syndrome and sign information extracted from electronic medical records on integrative medicine in lung disease.

Figure 3: Distribution of clinical diagnosis, syndrome pattern, syndrome element on lung disease in development dataset and external test dataset.

Figure 4: The comparison of performance on model-based reasoning methods on syndrome pattern diagnosis on integrative medicine of lung disease based on Corpus 1 and Corpus 2. Corpus 1 consisting of syndrome and sign information, Corpus 2 consisting of syndrome and sign information plus clinical diagnosis information.

Figure 5: The association analysis between sample size of each group and number of syndrome pattern type at average accuracies of 0.90 and 0.95.



入院记录

姓名: XXX 出生地:

性别: 女 民族: 汉族

年龄: 44岁 职业: 自由职业者

婚姻: 已婚 住址: XXX

联系电话: 工作单位: 无

入院时间: 2018年10月11日 09时33分 记录时间: 2018-10-11

入院方式: 步行 发病节气: 秋分

病史陈述者: 患者本人 可靠程度:

患者本人认同, 记录属实。 患者签名:

Chief complaint

主诉: 咳嗽、咳痰10余年

现病史: 患者自诉10余天前受凉后出现咳嗽、咳痰不消, 咳嗽呈整发性连声咳, 伴少许白色泡沫痰, 量少, 可咳出, 感胃脘部胀痛, 稍感头晕, 无畏寒发热、恶心想吐、腹泻便块痰不消。

现在症: 咳嗽、咳痰, 咳嗽呈整发性连声咳, 伴少许白色泡沫痰, 量少, 可咳出, 感胃脘部胀痛, 头晕不消, 精神、饮食、夜寐可, 二便正常。

既往史: 高血压病史, 最高血压180/7 mmHg, 服用“硝苯地平控释片”降压治疗。

既往 Syndrome 无疾病史, 否认心脏病史, 否认糖尿病、脑血管疾病、精神疾病史, 否认手术、外伤、输血史, 否认食物、药物过敏史, 预防接种史不详。

个人史: 生于出生地, 久居本地, 否认血吸虫疫水接触史, 无吸烟、饮酒史, 否认毒物接触史。

月经史: Value1=14岁, Value2=3-4天, Value3=30天, Value4=44岁, 2018年10月11日, 平日月经规律, 有痛经及血块, 白带不多。

婚育史: 20岁结婚, 育有1子1女, 配偶健在, 子女健在

家族史: Syndrome and sign of TCM

中医望闻切诊: 望之有神, 表情正常, 面色荣润, 形体适中; 行动自如, 精神良好, 发育正常, 营养良好; 声音洪亮, 言语清晰, 应答自如, 无气促气喘, 时有咳嗽、咳声轻微、无呕吐、太息、呻吟、鼾鸣之声; 无异常气味; 舌苔薄黄腻, 质红, 脉数。

Physician examination

体格检查: 体温: 36.4℃ 脉搏: 88次/分, 呼吸: 21次/分, 血压: 100/78mmHg。发育正常, 营养良好, 正常面容, 神志清楚, 精神尚可, 自动体位, 查体合作, 回答切题, 全身皮肤色泽苍白, 全身浅表淋巴结未触及异常肿大, 头颅无畸形, 双眼睑无浮肿, 眼球活动自如, 无外突, 结合膜无充血及水肿, 巩膜无黄染, 角膜透明, 双侧瞳孔等大等圆, 对光反应灵敏, 耳廓无畸形, 外耳道无溢脓, 乳突无压痛, 外鼻无畸形, 鼻通气良好, 无鼻翼煽动, 鼻窦区无压痛, 唇无紫绀, 口腔粘膜无出血点, 伸舌居中, 无震颤, 咽部无充血, 扁桃体无肿大, 无脓性分泌物, 颈软无抵抗, 颈静脉无怒张, 甲状腺无肿大, 无血管杂音, 气管居中, 肝颈静脉回流征阴性, 胸廓无畸形, 双侧呼吸动度对称, 双肺呼吸音粗, 可闻及干湿性罗音和胸膜摩擦音, 心前区无隆起, 心尖搏动位于第五肋间左锁骨中线内0.5cm未触及浊音区, 心界无扩大, 心率88次/分, 律齐, 心音无明显增强和减弱, 各瓣膜听诊区未闻及病理性杂音, 阳性 syndrome and sign 哮型及蠕动波, 全腹无压痛及腹肌紧张, 未触及腹部包块, 肝肋缘下未触及, 莫非氏征阴性, 肝及肾区无叩击痛, 腹部移动性浊音阴性, 双肾区无叩击痛, 膀胱无充盈, 移动自如, 关节无红肿, 无杵状指(趾), 双下肢无浮肿, 双下肢皮肤无色素沉着, 四肢肌力、肌张力正常, 肛门、外生殖器等未查, 生理反射存在, 巴氏征阴性, 克氏征阴性, 布氏征阴性。



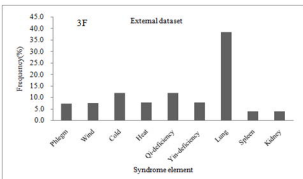
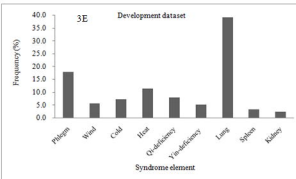
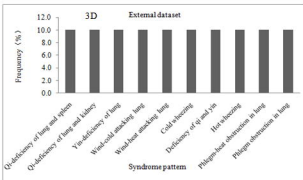
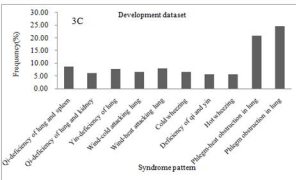
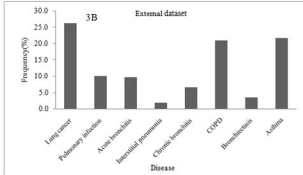
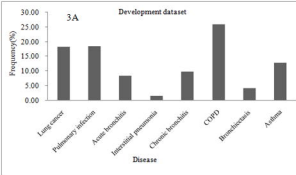
Syndrome and sign information

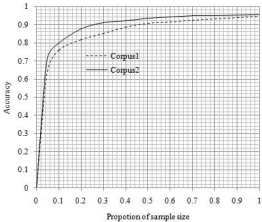
主诉: 咳嗽、咳痰10余年

现在症: 咳嗽、咳痰, 咳嗽呈整发性连声咳, 伴少许白色泡沫痰, 量少, 可咳出, 感胃脘部胀痛, 头晕不消, 精神、饮食、夜寐可, 二便正常。

中医望闻切诊: 望之有神, 表情正常, 面色荣润, 形体适中; 行动自如, 精神良好, 发育正常, 营养良好; 声音洪亮, 言语清晰, 应答自如, 无气促气喘, 时有咳嗽、咳声轻微、无呕吐、太息、呻吟、鼾鸣之声; 无异常气味; 舌苔薄黄腻, 质红, 脉数。

体格检查: 双肺呼吸音粗, 可闻及干湿性罗音和胸膜摩擦音。





Sample size of each group

