

1 Critical care demand and intensive care supply for patients in Japan with COVID-19 at the
2 time of the state of emergency declaration in April 2020: a descriptive analysis

3

4 Yosuke Fujii, MD ^{*}, Kiichi Hirota, MD, PhD

5 Department of Human Stress Response Science, Institute of Biomedical Science, Kansai

6 Medical University, Osaka, Japan

7 * Correspondence: yofujii-kyt@umin.ac.jp

8

9 **Keywords:** severe acute respiratory syndrome coronavirus 2 (SARS-CoV-2); The
10 coronavirus disease 2019 (COVID-19); intensive care unit (ICU); extracorporeal membrane
11 oxygenation (ECMO)

12 **Abstract**

13 **Background:** The coronavirus disease 2019 (COVID-19) pandemic overwhelms Japan's
14 intensive care capacity. This study aimed to determine the number of patients with
15 COVID-19 who required intensive care and to compare the numbers with Japan's
16 intensive care capacity.

17 **Methods:** Publically available datasets were used to obtain the number of confirmed
18 patients with COVID-19 undergoing mechanical ventilation and extracorporeal membrane
19 oxygenation (ECMO) between February 15 and July 19, 2020, to determine and compare
20 intensive care unit (ICU) and attending bed needs for patients with COVID-19, and to
21 estimate peak ICU demands in Japan.

22 **Results:** During the epidemic peak in late April, 11443 patients (1.03/10000 adults) had
23 been infected, 373 patients (0.034/10000 adults) were in ICU, 312 patients (0.028/10000
24 adults) were receiving mechanical ventilation, and 62 patients (0.0056/10000 adults) were
25 under ECMO per day. At the peak of the epidemic, the number of infected patients was
26 651% of designated beds, and the number of patients requiring intensive care was 6.0% of
27 ICU beds, 19.1% of board-certified intensivists, and 106% of designated medical
28 institutions in Japan.

29 **Conclusions:** The number of critically ill patients with COVID-19 continued to rise
30 during the pandemic, exceeding the number of designated beds but not exceeding ICU
31 capacity.

32 **Introduction**

33 A novel coronavirus, namely, severe acute respiratory syndrome coronavirus 2 (SARS-
34 CoV-2), was first reported in Wuhan, China, in December 2019, and the number of newly
35 reported cases has continued to increase globally. As of September 2020, >34 million cases
36 had been reported worldwide and >1000000 people had died [1], with >84000 reported
37 cases and >1500 deaths recorded in Japan. On January 30, 2020, the World Health
38 Organization (WHO) declared the epidemic to be a "public health emergency of
39 international concern". On April 7, 2020, Japan declared a state of emergency in seven
40 major central cities, which then was extended to all 47 prefectures on April 16, 2020 [2].
41 COVID-19 affects the respiratory system and patients infected with SARS-CoV-2 suffer
42 from respiratory syndromes [3]. Although approximately 70-80% of patients with COVID-
43 19 have mild to moderate symptoms and recover, 5-20% of patients develop severe
44 respiratory failure and may require admission to an intensive care unit (ICU) [3-5].
45 Symptomatic treatment for severe respiratory failure has involved the use of mechanical
46 ventilation and extracorporeal membrane oxygenation (ECMO) [5-9] although there are
47 candidate drugs available to treat severe patients with COVID-19 as of September 2020
48 [10,11]; remdesivir [12,13] and dexamethasone [14]. One study that analyzed clinical cases
49 of COVID-19 reported a better prognosis in patients with a mild infection, whereas the
50 prognosis for patients with severe and critical infections is poor. However, patients
51 presenting with mild infection are less obvious and are less easily located or identified [15].
52 A previous observational study reported that approximately 50% of the patients admitted to
53 ICU required ventilation support and, of these, one in four patients required considerably

54 greater levels of intensive life support [15]. A cohort study found that approximately 8% of
55 patients with COVID-19 were critically ill [16]. One case series reported that, of 18 patients
56 who required intubation, 1 patient required ECMO and 5 patients died [17]. It has been
57 estimated that, despite intensive life support, approximately 3-4% of all infected patients
58 are likely to die due to SARS-CoV-2 infection [3,18].

59 The importance of ICUs during the COVID-19 pandemic has been well established;
60 however, ICU capacity concerning expected numbers of patients with COVID-19 requiring
61 intensive care is unknown. During the COVID-19 epidemic, there has been a dramatic
62 surge in the number of critically ill patients with an urgent need for ICU admission [19], as
63 occurred in other natural disasters [20,21]. An analysis of the epidemic peak in Wuhan
64 indicated that the number of severely and critically ill adult patients requiring intensive care
65 was estimated to be 12.2/10000 and 2.6/10000, respectively [22]. However, this situation
66 differs between countries, and specific data sourced in terms of Japanese circumstances are
67 needed [23]. This study aimed to determine the number of critically ill patients who
68 required ICU admission, including the number of patients requiring mechanical ventilation
69 and ECMO, and to compare these patient numbers with ICU capacity in Japan at
70 nationwide and regional levels.

71

72 **Materials and Methods**

73 *Ethical approval*

74 Institutional review board approval and patient informed consent were not required for this
75 study, as this study did not involve human participant research or any interventions.

76

77 *Infectious disease data source*

78 We obtained data concerning numbers of infected, recovered, and dead patients due to
79 COVID-19 in Japan from a publicly available website [24]. The number of patients who
80 required mechanical ventilation and ECMO support was extracted from the Japanese
81 Society of Intensive Care Medicine (JSICM) website [23,25]. This database accumulates
82 data using a Cross Icu Searchable Information System (CRISIS). More than 570 facilities
83 across Japan currently participate in this CRISIS, centering on facilities certified by the
84 JSICM and facilities designated by the Japanese Society of Emergency Medicine, with a
85 total of 5500 ICU beds, covering 80% of the total ICU beds in Japan [26]. This database
86 provides information concerning the number of patients under mechanical ventilation,
87 under ECMO, the number of patients in recovery from ECMO, and the number of patients
88 who died during ECMO.

89

90 *Intensive care unit capacity data source*

91 We extracted the number of ICU beds ($n = 7109$) and board-certified intensivists ($n = 1957$)
92 from the JSICM website. This website has also reported the estimated number of
93 mechanical ventilators for adults ($n = 30091$) and ECMO machines ($n = 2208$) in Japan
94 (table 1) [27].

95 In Japan, COVID-19 was designated as an infectious disease under the Infectious Diseases
96 Control Law on January 28, 2020. Patients with COVID-19 were admitted and transferred
97 to designated medical institutions responsible for the hospitalization of patients with a

98 Category II infectious disease (especially tuberculosis) or a novel influenza infection.

99 Although clear evidence of person-to-person airborne transmission of SARS-CoV-2 has not
100 been established, an airborne component of transmission is likely, based on other
101 respiratory viruses such as severe acute respiratory syndrome (SARS), Middle East
102 respiratory syndrome (MERS), and influenza [28-31] and its presence in aerosol has been
103 confirmed at RNA level [32,33]. Many infectious control guidelines recommend that
104 healthcare workers be protected through the use of personal protective equipment [34-36].

105 Suspicious airborne infectious routes make patient care difficult and complex, requiring the
106 management of the patient using airborne precautions [37] or management of the patient in
107 a depressurized area [36]. A patient management ratio of one critically ill patient to one
108 depressurized area per hospital has been used, assuming that not all infected patients could
109 be treated in ICU beds. In Japan, there are 1758 beds designated for patients with a
110 Category II infectious disease, 3502 beds allocated for patients with tuberculosis, and 351
111 designated medical institutions for patients with Category II infectious diseases (table 1)
112 [38].

113 ECMO is a highly integrated critical care treatment that requires multidisciplinary team
114 collaboration [39,40]. It is also assumed that not all of the ECMO machines in Japan could
115 be allocated to manage critically ill patients with COVID-19. In Japan, an organized
116 ECMO-based respiratory program, namely, the ECMO project [41], comprises a
117 consortium of specialized institutions for ECMO involving the participation of 100
118 hospitals in this project. We assumed these hospitals were the institutions specially

119 dedicated to treating critically ill patients with COVID-19 who required treatment using
120 ECMO machines (table 1) [41].

121

122 *Board-certified intensivists and patient numbers in ICUs in seven regions in Japan*
123 *according to the JSICM and CRISIS*

124 Data concerning population numbers in Japan in 2019 at nationwide and regional levels and
125 the proportion of adults aged ≥ 15 years were retrieved from the Statistics Bureau of Japan
126 [42]. The national population was 1.26×10^8 and the proportion of adults was 87.9%. To
127 determine regional differences, we analyzed the demand and supply of ICUs in the 47
128 prefectures. The JSICM and CRISIS have reported the number of board-certified
129 intensivists and the number of patients in ICU in seven regions in Japan, namely,
130 Hokkaido, Tohoku, Kanto-Koshinetsu, Tokai-Hokuriku, Kansai, Chugoku-Shikoku, and
131 Kyusyu-Okinawa (figure 1). Data concerning the 47 prefectures were then integrated
132 according to these seven regions (table 1).

133

134 *Statistical analysis*

135 The total number of patient days in ICU was summed to estimate the total number of ICU
136 days and the raw number of patients in ICU on each day was plotted [22]. The notation
137 “critical case” denoted the total number of patients on mechanical ventilator and ECMO.
138 The proportion of critically ill patients per 10000 adults was estimated based on the number
139 presented in the infectious diseases and ICU capacity data source sections.

140

141 **Results**

142 COVID-19 accounted for a total of 21705 ICU days, 18495 mechanical ventilation days,
143 and 3210 ECMO days between January 15, 2020, and July 19, 2020, with a median
144 (interquartile range [IQR]) of 96 (68-197) patients in ICU, 83 (58-174) patients on
145 mechanical ventilation, and 15 (11-27) patients on ECMO machines each day during these
146 156 days (figure 2 and table 2). During the peak of the epidemic in late April 2020, 11443
147 patients (1.03 per 10000 adults) had been infected with SARS-CoV-2 and, of these, 373
148 patients (0.034 per 10000 adults) were admitted to ICU, 312 patients (0.028 per 10000
149 adults) were treated using mechanical ventilation, and 62 patients (0.0056 per 10000 adults)
150 were treated using ECMO machines per day.

151 The number of infected patients at the peak of the epidemic was 651% of total designated
152 beds for Category II infectious disease and 218% of total Category II with tuberculosis
153 beds, and the number of patients requiring intensive care at the peak of the epidemic was
154 6.0% of total ICU beds in Japan, 19.1% of total board-certified intensivists in Japan, and
155 106% of total Category II institutions. The number of patients requiring ECMO at the peak
156 of the epidemic was 3.2% of total board-certified intensivists in Japan, 17.7% of total
157 Category II institutions, and 62% of total hospitals participating in ECMO project in Japan,
158 respectively (figure 2 and table 3).

159 The number of total ICU days was 1766 (IQR, 8-13) in Hokkaido, 200 (0-2) days in
160 Tohoku, 11805 (40-106) days in Kanto-Koshinetsu, 1318 (5-12) days in Tokai-Hokuriku,
161 4587 (6-48) days in Kansai, 367 (0-3) days in Chugoku-Shikoku, and 1662 (1-17) days in
162 Kyusyu-Okinawa (figure 3 and table 2).

163 ICU demand compared with the proportion of board-certified intensivists greatly increased
164 in Hokkaido (37.3% of total board-certified intensivists in Hokkaido), in Kanto-Koshinetsu
165 (26.7%), and Kansai (27.7%) compared with the overall demand in Japan (19.1%). ICU
166 and mechanical ventilation demand overwhelmed the number of Category II institutions in
167 Hokkaido (117% of total Category II institutions of ICU and 108% of total Category II
168 institutions for mechanical ventilation), in Kanto-Koshinetsu (213% for ICU and 176% for
169 mechanical ventilation), and Kansai (262% for ICU and 241% for mechanical ventilation)
170 (table 3). The number of patients requiring ECMO compared with the number of ECMO
171 project hospitals was 125% in Hokkaido and 106% in Kanto-Koshinetsu (figure 4 and table
172 3).

173

174 **Discussion**

175 The number of new patients diagnosed with COVID-19 continues to increase globally.
176 Approximately 70-80% of patients infected with SARS-CoV-2 show mild to moderate
177 respiratory symptoms; however, between 5% and 32% of these patients may develop severe
178 symptoms and require ICU admission, of whom between 3% and 22% may require
179 mechanical ventilation and between 0.5% and 5% may require oxygenation with ECMO
180 [3,4,15,37,43-45]. Depending on the efficacy of infection control strategies, a shortage of
181 ICU ventilators may or may not eventuate [41].

182 Exceeding hospital bed capacity would likely increase the community spread of SARS-
183 CoV-2 and lead to decreased quality of healthcare and intensive care [22]. In China,
184 national lockdown, quarantine, and social distancing measures were adopted to control the

185 spread of infection, with >10000 beds designated for the isolation and treatment of patients
186 with confirmed COVID-19 by early February 2020 [22]. Despite these efforts to control the
187 spread of infection, this did not lead to an immediate downturn in demand for
188 hospitalization in critical care units and ICUs in China [22], and this situation has been
189 similar in Japan.

190 Our results indicated a critical need to isolate and treat patients with COVID-19; however,
191 while there remained a small margin for critically ill patients requiring mechanical
192 ventilation and ECMO in terms of ICU capacity, this situation was sub-optimal. Intensivists
193 do not necessarily attend to all critically ill patients and have been reported to provide care
194 to only 37% of all ICU patients [46]. In the United States, one study reported that only
195 approximately 30% of intensive care units were staffed by dedicated intensivists [47]. Due
196 to different health care systems, statistics from the United States model could not be simply
197 extrapolated to Japan, but we have assumed that these percentages are likely to be the same
198 or no greater in Japan. The number of critically ill patients in ICU at the peak of the
199 epidemic accounted for 19% of total board-certified intensivists in Japan, which challenged
200 Japan's ICU capacity.

201 Our findings also showed a regional bias in terms of ICUs being overwhelmed in Japan.
202 Kanto-Koshinetsu and Kansai are the biggest regions in Japan. The Kanto-Koshinetsu
203 region includes Japan's capital city, Tokyo, which is the most populous prefecture and also
204 includes Kanagawa, which is the second most populous prefecture. The Kansai region
205 includes Osaka, which is the third most populous prefecture. A large population and the
206 movement of people to and from these regions is thought to have spread the infection,

207 which resulted in medical capacity becoming overwhelmed. Hokkaido, the largest
208 prefecture in Japan, had an increase in the number of patients with COVID-19 in the early
209 phase of the epidemic. Epidemiological evidence to explain this phenomenon remains
210 limited. Before the administration's state of emergency declaration, the local government in
211 Hokkaido issued its emergency declaration on February 28, 2020, to control the spread of
212 infection [48].

213 ECMO management in Japanese hospitals has previously resulted in poorer outcomes [49]
214 compared with those reported in other countries during the N1H1 influenza epidemic
215 [39,50-54]. There is a wide consensus that ECMO treatment should be performed at centers
216 with high case volumes and established protocols, and involving clinicians who are
217 experienced in its use. Patients who require ECMO treatment should be transferred to
218 appropriate ECMO centers [39,40,49,54]. Japan has introduced an ECMO project [41] and
219 the ECMOnet [23,25], which involve a consortium working to promote the appropriate use
220 of ECMO, to help develop an evidence-based foundation for its use, to strive for continuous
221 improvement in its application where appropriate, and to collect data concerning the
222 number of patients requiring mechanical ventilation and ECMO support [55,56]. There are
223 >2000 ECMO machines available for use in Japan. The number of patients requiring
224 ECMO was 3.2% of all ECMO machines at the peak of the epidemic, but the capacity
225 levels in terms of use should not be overestimated. In terms of the hospitals participating in
226 the ECMO project in Japan, the number of patients requiring ECMO was 62% of their
227 work at the peak of the epidemic, which is likely to provide a more realistic estimate of
228 their intensive care capacity.

229 Our study had several limitations. First, the number of critically ill patients requiring
230 intensive care was not completely addressed in the JSICM database. This database has been
231 estimated to capture >80% of clinical cases [25,26]; however, it relies heavily on the
232 cooperation of physicians struggling to treat large numbers of critically ill patients.
233 Second, the extent of the ICU capacity and the number of patients requiring admission to
234 ICUs were not completely validated. The JSICM reported the estimated number of
235 ventilators and ECMO machines according to responses to a questionnaire sent to its
236 member hospitals. Therefore, there was a risk of overestimating ICU capacity. Third, the
237 assumption of one critically ill patient to one depressurized area per hospital did not
238 necessarily reflect the real-life situation. For example, one author's institution was
239 designated as a Category II infectious diseases institution with eight ICU beds, one
240 depressurized area, and six Category II beds, with one board-certified intensivist. This
241 institution was not a member of the ECMO project. Six Category II beds were fully
242 occupied as soon as the number of infected patients threatened to overwhelm the capacity
243 of the ICU, and other wards were then rearranged to manage patients with mild
244 manifestations of COVID-19. There were two alternatives to treat critically ill patients with
245 COVID-19: one was to use an ICU depressurized bed, and the other was to rearrange the
246 beds in the emergency department. The latter option was chosen because other critically ill
247 and surgical patients could not be treated in the ICU when occupied by patients with
248 COVID-19 for fear of airborne transmissions. Most hospitals are thought to have flexibly
249 employed a variety of methods to increase their capacity to treat patients with COVID-19.
250

251 **Conclusions**

252 During the COVID-19 pandemic and following the state of emergency declaration in Japan,
253 the number of patients threatened to overwhelm the number of beds designated for
254 infectious patients; however, Japan's ICU capacity was sufficient to withstand the demands
255 for mechanical ventilation and ECMO. However, there is no room for complacency in this
256 situation. Urgent consideration is needed concerning future planning concerning how to
257 mitigate the threat to providing intensive care for critically ill patients with COVID-19 at
258 domestic and regional levels in Japan.

259

260 **Author Contributions:** Conceptualization, Y.F. and K.H.; methodology, Y.F.; formal
261 analysis, Y.F.; investigation, Y.F.; data curation, Y.F.; writing—original draft preparation,
262 Y.F.; writing—review and editing, Y.F. and K.H.; visualization, Y.F.; supervision, K.H.;
263 project administration, Y.F. and K.H.; funding acquisition, K.H. All authors have read and
264 agreed to the published version of the manuscript.

265 **Funding** This research and the APC were funded by the branding program as a world-
266 leading research university on intractable immune and allergic diseases from MEXT Japan
267 to K.H.

268 **Acknowledgments:** The authors would like to thank Editage (www.editage.com) for
269 English language editing.

270 **Conflicts of Interest:** The authors declare no conflict of interest.

271 **Abbreviations**

272 The following abbreviations are used in this manuscript:

WHO	World Health Organization
ECMO	Extracorporeal membranous oxygenation
COVID-19	Coronavirus induced disease 2019
SARS-CoV-2	Severe acute respiratory syndrome coronavirus 2
ICU	Intensive care unit
JSICM	The Japanese Society of Intensive Care Medicine
CRISIS	CRoss Icu Searchable Information System
IQR	Interquartile range

273

274

275 **References**

- 276 1. World Health Organization. “Coronavirus Disease (COVID-19) Pandemic”.
277 Accessed September 30, 2020. [https://www.who.int/emergencies/diseases/novel-](https://www.who.int/emergencies/diseases/novel-coronavirus-2019)
278 [coronavirus-2019](https://www.who.int/emergencies/diseases/novel-coronavirus-2019).
- 279 2. Cabinet Secretariat. “Japan’s Response to the Novel Coronavirus Disease:
280 Declaration of a State of Emergency” (April 7, 2020). Accessed September 30, 2020.
281 <https://corona.go.jp/en/>.
- 282 3. Fu L, Wang B, Yuan T, et al. (2020) Clinical characteristics of coronavirus disease
283 2019 (COVID-19) in China: A systematic review and meta-analysis. *J Infect* 80:656–
284 665 doi: 10.1016/j.jinf.2020.03.041
- 285 4. Chen N, Zhou M, Dong X, et al. (2020) Epidemiological and clinical characteristics
286 of 99 cases of 2019 novel coronavirus pneumonia in Wuhan, China: a descriptive
287 study. *Lancet* 395:507–513 doi: 10.1016/S0140-6736(20)30211-7
- 288 5. Hong X, Xiong J, Feng Z, Shi Y (2020) Extracorporeal membrane oxygenation
289 (ECMO): does it have a role in the treatment of severe COVID-19? *Int J Infect Dis*
290 94:78–80 doi: 10.1016/j.ijid.2020.03.058
- 291 6. Firstenberg MS, Stahel PF, Hanna J, et al. (2020) Successful COVID-19 rescue
292 therapy by extra-corporeal membrane oxygenation (ECMO) for respiratory failure: a
293 case report. *Patient Saf Surg* 14:20 doi: 10.1186/s13037-020-00245-7
- 294 7. Taniguchi H, Ogawa F, Honzawa H, et al. (2020) Veno-venous extracorporeal
295 membrane oxygenation for severe pneumonia: COVID-19 case in Japan. *Acute Med*
296 *Surg* 7:e509 doi: 10.1002/ams2.509
- 297 8. MacLaren G, Fisher D, Brodie D (2020) Preparing for the Most Critically Ill Patients
298 With COVID-19: The Potential Role of Extracorporeal Membrane Oxygenation.
299 *JAMA* doi: 10.1001/jama.2020.2342
- 300 9. Hartman ME, Hernandez RA, Patel K, et al. (2020) COVID-19 Respiratory Failure:
301 Targeting Inflammation on VV-ECMO Support. *ASAIO J* 66:603–606 doi:
302 10.1097/MAT.0000000000001177
- 303 10. Bhimraj A, Morgan RL, Shumaker AH, et al (2020) Infectious Diseases Society of
304 America Guidelines on the Treatment and Management of Patients with COVID-19.
305 *Clin Infect Dis*. doi: 10.1093/cid/ciaa478
- 306 11. Alhazzani W, Møller MH, Arabi YM, et al (2020) Surviving Sepsis Campaign:
307 guidelines on the management of critically ill adults with Coronavirus Disease 2019
308 (COVID-19). *Intensive Care Med* 46:854–887. doi: 10.1007/s00134-020-06022-5
- 309 12. Beigel JH, Tomashek KM, Dodd LE, et al (2020) Remdesivir for the Treatment of
310 Covid-19 - Preliminary Report. *N Engl J Med*. doi: 10.1056/NEJMoa2007764
- 311 13. Wang Y, Zhang D, Du G, et al (2020) Remdesivir in adults with severe COVID-19: a
312 randomised, double-blind, placebo-controlled, multicentre trial. *Lancet* 395:1569–
313 1578. doi: 10.1016/S0140-6736(20)31022-9
- 314 14. RECOVERY Collaborative Group, Horby P, Lim WS, et al (2020) Dexamethasone in
315 Hospitalized Patients with Covid-19 - Preliminary Report. *N Engl J Med*. doi:
316 10.1056/NEJMoa2021436

- 317 15. Wang D, Hu B, Hu C, et al. (2020) Clinical Characteristics of 138 Hospitalized
318 Patients With 2019 Novel Coronavirus-Infected Pneumonia in Wuhan, China. *JAMA*
319 doi: 10.1001/jama.2020.1585
- 320 16. Liang W, Liang H, Ou L, et al. (2020) Development and Validation of a Clinical Risk
321 Score to Predict the Occurrence of Critical Illness in Hospitalized Patients With
322 COVID-19. *JAMA Intern Med* doi: 10.1001/jamainternmed.2020.2033
- 323 17. Wang J, Lu F, Zhou M, et al. (2020) Tracheal intubation in patients with severe and
324 critical COVID-19: analysis of 18 cases. *Journal of Southern Medical University*
325 40:337–341 doi: 10.12122/j.issn.1673-4254.2020.03.07
- 326 18. Sun P, Qie S, Liu Z, et al. (2020) Clinical characteristics of hospitalized patients with
327 SARS-CoV-2 infection: A single arm meta-analysis. *J Med Virol* 92:612–617 doi:
328 10.1002/jmv.25735
- 329 19. Qiu H, Tong Z, Ma P, et al. (2020) Intensive care during the coronavirus epidemic.
330 *Intensive Care Med* 46:576–578 doi: 10.1007/s00134-020-05966-y
- 331 20. Devereaux A, Christian MD, Dichter JR, et al. (2008) Summary of suggestions from
332 the Task Force for Mass Critical Care summit, January 26-27, 2007. *Chest* 133:1S-7S
333 doi: 10.1378/chest.08-0649
- 334 21. Rubinson L, Hick JL, Curtis JR, et al. (2008) Definitive care for the critically ill
335 during a disaster: medical resources for surge capacity: from a Task Force for Mass
336 Critical Care summit meeting, January 26-27, 2007, Chicago, IL. *Chest* 133:32S-50S
337 doi: 10.1378/chest.07-2691
- 338 22. Li R, Rivers C, Tan Q, et al. (2020) Estimated Demand for US Hospital Inpatient and
339 Intensive Care Unit Beds for Patients With COVID-19 Based on Comparisons With
340 Wuhan and Guangzhou, China. *JAMA Netw Open* 3:e208297 doi:
341 10.1001/jamanetworkopen.2020.8297
- 342 23. Japan ECMonet for COVID-19, Shime N (2020) Save the ICU and save lives during
343 the COVID-19 pandemic. *J Intensive Care* 8:40 doi: 10.1186/s40560-020-00456-1
- 344 24. worldometer. “Japan Coronavirus”. Accessed September 30, 2020.
345 <https://www.worldometers.info/coronavirus/country/japan/>.
- 346 25. Japan ECMonet for COVID-19. “Status of Severe COVID-19 Patients”. Accessed
347 September 30, 2020. <https://crisis.ecmonet.jp/>.
- 348 26. Osamu, N (May 13, 2020). Accessed September 30, 2020. [https://www.covid19-jma-](https://www.covid19-jma-medical-expert-meeting.jp/topic/1121)
349 [medical-expert-meeting.jp/topic/1121](https://www.covid19-jma-medical-expert-meeting.jp/topic/1121). article in Japansene.
- 350 27. Japanese Society of Intensive Care Medicine, Society of Respiratory Care Medicine,
351 and Japan Association for Clinical Engineer. “Estimate of the Number of Ventilator,
352 Etc, in Japanese Hospitals”. Accessed September 30, 2020.
353 <https://www.jsicm.org/news/news200514.html>.
- 354 28. Setti L, Passarini F, De Gennaro G, et al. (2020) Airborne Transmission Route of
355 COVID-19: Why 2 Meters/6 Feet of Inter-Personal Distance Could Not Be Enough.
356 *Int J Environ Res Public Health* 17: doi: 10.3390/ijerph17082932
- 357 29. Anderson EL, Turnham P, Griffin JR, Clarke CC (2020) Consideration of the Aerosol
358 Transmission for COVID-19 and Public Health. *Risk Analysis* 40:902–907 doi:
359 10.1111/risa.13500

- 360 30. Morawska L, Cao J (2020) Airborne transmission of SARS-CoV-2: The world should
361 face the reality. *Environ Int* 139:105730 doi: 10.1016/j.envint.2020.105730
- 362 31. Wilson NM, Norton A, Young FP, Collins DW (2020) Airborne transmission of
363 severe acute respiratory syndrome coronavirus-2 to healthcare workers: a narrative
364 review. *Anaesthesia* doi: 10.1111/anae.15093
- 365 32. Liu Y, Ning Z, Chen Y, et al. (2020) Aerodynamic analysis of SARS-CoV-2 in two
366 Wuhan hospitals. *Nature* 582:557–560 doi: 10.1038/s41586-020-2271-3
- 367 33. Wang J, Feng H, Zhang S, et al. (2020) SARS-CoV-2 RNA detection of hospital
368 isolation wards hygiene monitoring during the Coronavirus Disease 2019 outbreak in
369 a Chinese hospital. *Int J Infect Dis* 94:103–106 doi: 10.1016/j.ijid.2020.04.024
- 370 34. Wax RS, Christian MD (2020) Practical recommendations for critical care and
371 anesthesiology teams caring for novel coronavirus (2019-nCoV) patients. *Can J*
372 *Anaesth* 67:568–576 doi: 10.1007/s12630-020-01591-x
- 373 35. Ferioli M, Cisternino C, Leo V, et al. (2020) Protecting healthcare workers from
374 SARS-CoV-2 infection: practical indications. *Eur Respir Rev* 29: doi:
375 10.1183/16000617.0068-2020
- 376 36. Chigurupati R, Panchal N, Henry AM, et al. (2020) Considerations for Oral and
377 Maxillofacial Surgeons in COVID-19 Era: Can We Sustain the Solutions to Keep Our
378 Patients and Healthcare Personnel Safe? *Journal of Oral and Maxillofacial Surgery*
379 S0278239120305516 doi: 10.1016/j.joms.2020.05.027
- 380 37. Huang C, Wang Y, Li X, et al. (2020) Clinical features of patients infected with 2019
381 novel coronavirus in Wuhan, China. *The Lancet* 395:497–506 doi: 10.1016/S0140-
382 6736(20)30183-5
- 383 38. Ministry of Health, Labour, and Welfare. “Status of Designation of Class II
384 Designated Medical Institutions for Infectious Diseases” (April 1, 2019). Accessed
385 September 30, 2020. [https://www.mhlw.go.jp/bunya/kenkou/kekkaku-](https://www.mhlw.go.jp/bunya/kenkou/kekkaku-kansenshou15/02-02-01.html)
386 [kansenshou15/02-02-01.html](https://www.mhlw.go.jp/bunya/kenkou/kekkaku-kansenshou15/02-02-01.html).
- 387 39. Haeck JD, Dongelmans DA, Schultz MJ (2012) ECMO Centers and Mortality From
388 Influenza A(H1N1). *JAMA* 307: doi: 10.1001/jama.2012.57
- 389 40. Brodie D, Bacchetta M (2011) Extracorporeal Membrane Oxygenation for ARDS in
390 Adults. *N Engl J Med* 365:1905–1914 doi: 10.1056/NEJMct1103720
- 391 41. Japanese Society of Respiratory Care Medicine. “ECMO Project”. Accessed
392 September 30, 2020. <http://square.umin.ac.jp/jrcm/contents/ecmo/index.html>.
- 393 42. Statistics Bureau of Japan. “Population Statistics on 2019” (October 1, 2019).
394 Accessed September 30, 2020. <https://www.stat.go.jp/data/jinsui/2019np/index.html>.
- 395 43. Zhou F, Yu T, Du R, et al. (2020) Clinical course and risk factors for mortality of
396 adult inpatients with COVID-19 in Wuhan, China: a retrospective cohort study.
397 *Lancet* 395:1054–1062 doi: 10.1016/S0140-6736(20)30566-3
- 398 44. Richardson S, Hirsch JS, Narasimhan M, et al. (2020) Presenting Characteristics,
399 Comorbidities, and Outcomes Among 5700 Patients Hospitalized With COVID-19 in
400 the New York City Area. *JAMA* doi: 10.1001/jama.2020.6775
- 401 45. Guan W-J, Ni Z-Y, Hu Y, et al. (2020) Clinical Characteristics of Coronavirus
402 Disease 2019 in China. *N Engl J Med* 382:1708–1720 doi: 10.1056/NEJMoa2002032

- 403 46. Lois M (2014) The shortage of critical care physicians: is there a solution? *J Crit Care*
404 29:1121–1122 doi: 10.1016/j.jcrc.2014.08.001
- 405 47. Gutsche JT, Kohl BA (2007) Who should care for intensive care unit patients? *Crit*
406 *Care Med* 35:S18-23 doi: 10.1097/01.CCM.0000252907.47050.FE
- 407 48. Hokkaido Government. “Declarations a State of Emergency in Hokkaido” (February
408 28, 2020). Accessed September 30, 2020.
409 <http://www.pref.hokkaido.lg.jp/ss/tkk/koronasengen.htm>.
- 410 49. Takeda S, Kotani T, Nakagawa S, et al. (2012) Extracorporeal membrane
411 oxygenation for 2009 influenza A(H1N1) severe respiratory failure in Japan. *J Anesth*
412 26:650–657 doi: 10.1007/s00540-012-1402-x
- 413 50. Checkley W (2011) Extracorporeal Membrane Oxygenation as a First-Line Treatment
414 Strategy for ARDS: Is the Evidence Sufficiently Strong? *JAMA* 306:1703 doi:
415 10.1001/jama.2011.1504
- 416 51. Noah MA, Peek GJ, Finney SJ, et al. (2011) Referral to an extracorporeal membrane
417 oxygenation center and mortality among patients with severe 2009 influenza
418 A(H1N1). *JAMA* 306:1659–1668 doi: 10.1001/jama.2011.1471
- 419 52. Laudi S, Busch T, Kaisers U (2010) Extracorporeal membrane oxygenation for
420 ARDS due to 2009 influenza A(H1N1). *JAMA* 303:941; author reply 942 doi:
421 10.1001/jama.2010.200
- 422 53. Australia and New Zealand Extracorporeal Membrane Oxygenation (ANZ ECMO)
423 Influenza Investigators, Davies A, Jones D, et al. (2009) Extracorporeal Membrane
424 Oxygenation for 2009 Influenza A(H1N1) Acute Respiratory Distress Syndrome.
425 *JAMA* 302:1888–1895 doi: 10.1001/jama.2009.1535
- 426 54. Peek GJ, Mugford M, Tiruvoipati R, et al. (2009) Efficacy and economic assessment
427 of conventional ventilatory support versus extracorporeal membrane oxygenation for
428 severe adult respiratory failure (CESAR): a multicentre randomised controlled trial.
429 *Lancet* 374:1351–1363 doi: 10.1016/S0140-6736(09)61069-2
- 430 55. Japan ECMOnet for COVID-19 (2020) Japan ECMOnet for COVID-19: telephone
431 consultations for cases with severe respiratory failure caused by COVID-19. *J*
432 *Intensive Care* 8:24 doi: 10.1186/s40560-020-00440-9
- 433 56. Japan ECMOnet for COVID-19 (2020) Nationwide system to centralize decisions
434 around ECMO use for severe COVID-19 pneumonia in Japan (Special
435 Correspondence). *J Intensive Care* 8:29 doi: 10.1186/s40560-020-00445-4

436 **Figure 1.** Seven regions in Japan defined by the Japanese Society of Intensive Care
437 Medicine. Seven regions are Hokkaido, Tohoku (Aomori, Iwate, Akita, Miyagi,
438 Yamagata, and Fukushima), Kanto-Koshinetsu (Ibaraki, Tochigi, Gumma, Saitama,
439 Chiba, Tokyo, Kanagawa, Niigata, Yamanashi, and Nagano), Tokai-Hokuriku
440 (Toyama, Ishikawa, Fukui, Gifu, Shizuoka, Aichi, and Mie), Kansai (Shiga, Kyoto,
441 Osaka, Hyogo, Nara, and Wakayama), Chugoku-Shikoku (Tottori, Shimane, Okayama,
442 Hiroshima, Yamaguchi, Tokushima, Kagawa, Ehime, and Kochi), and Kyushu-
443 Okinawa (Fukuoka, Saga, Nagasaki, Kumamoto, Oita, Miyazaki, Kagoshima, and
444 Okinawa).

445 **Figure 2.** The burden of critical coronavirus disease during the epidemic in Japan. (A)
446 The number of infected and critically ill patients per 1000 adults. Critically ill patients
447 were the sum of the number of patients under mechanical ventilation and ECMO. The
448 Japanese government also declared “The State of Emergency” on 7 April 2020 for
449 major central cities with a cumulative 4257 confirmed cases and 93 deaths among
450 patients with COVID-19 and it spread to all of 47 prefectures on 16 April 2020. (B)
451 The magnified version of figure A. Category II; designated medical institutions for
452 Category II infectious diseases, TB; tuberculosis, ECMO; extracorporeal membrane
453 oxygenation.

454 **Figure 3.** The burden of critical coronavirus disease during the epidemic in seven
455 regions defined by the Japanese Society of Intensive Care Medicine in Japan. Raw
456 count of COVID-19 patients under critical care (A), mechanical ventilation (B), and
457 ECMO (C), percentage of patients to the number of board-certified intensivists for
458 critical care (D), mechanical ventilation (E), and ECMO (F), and percentage of patients
459 to the number of Category II institutions for critical care (G), mechanical ventilation
460 (H), and ECMO (I), respectively. Category II; designated medical institutions for
461 Category II infectious diseases, ECMO; extracorporeal membrane oxygenation.

462 **Figure 4.** The burden of critical coronavirus disease requiring ECMO to the number of
463 ECMO project hospitals during the epidemic in seven regions defined by the Japanese
464 Society of Intensive Care Medicine in Japan. ECMO; extracorporeal membrane
465 oxygenation.

	Hokkaido	Tohoku	Kanto- Koshinetsu	Tokai- Hokuriku	Kansai	Chugoku- Shikoku	Kyusyu- Okinawa	Japan
Prefecture	1	6	10	7	6	9	8	47
Population (10 ⁵ adults)	468.5	769.8	4287	1565.3	1805.4	966.6	1233.4	11075.4
Category II beds	92 (0.02)	171 (0.022)	531 (0.012)	220 (0.014)	238 (0.013)	206 (0.021)	300 (0.024)	1758 (0.016)
Category II + TB beds	153 (0.033)	261 (0.034)	937 (0.022)	513 (0.033)	616 (0.034)	397 (0.041)	625 (0.051)	3502 (0.032)
Intensivist	75 (0.016)	95 (0.012)	727 (0.017)	233 (0.015)	368 (0.02)	228 (0.024)	231 (0.019)	1957 (0.018)
Category II institution	24 (0.005)	40 (0.005)	91 (0.002)	46 (0.003)	39 (0.002)	42 (0.004)	69 (0.006)	351 (0.003)
ECMO project hospital*	4 (0.0085)	8 (0.0104)	35 (0.0082)	11 (0.007)	24 (0.0133)	6 (0.0062)	12 (0.0097)	100 (0.009)

466

467 **Table 1.** Critical care capacity in Japan and seven regions. The raw count and the

468 proportional count per 10000 adults in parenthesis were listed. *: 100000 adults.

469 Category II; designated medical institutions for Category II infectious diseases, TB;

470 tuberculosis, ECMO; extracorporeal membrane oxygenation.

	Hokkaido	Tohoku	Kanto- Koshinetsu	Tokai- Hokuriku	Kansai	Chugoku- Shikoku	Kyusyu- Okinawa	Japan
critical case	1766 [8, 10, 13]	200 [0, 1, 2]	11805 [40, 51, 106]	1318 [5, 8, 12]	4587 [6, 17, 48]	367 [0, 2, 3]	1662 [1, 10, 17]	21705 [68, 96, 197]
ventilation	1547 [7, 9, 12]	170 [0, 1, 1]	9820 [30, 44, 93]	1102 [4, 7, 10]	4188 [6, 14, 44]	358 [0, 2, 3]	1310 [1, 9, 14]	18495 [58, 83, 174]
ECMO	219 [1, 1, 2]	30 [0, 0, 0]	1985 [7, 10, 16]	216 [1, 1, 2]	399 [0, 0, 4]	9 [0, 0, 0]	352 [0, 2, 3]	3210 [11, 15, 27]

471

472 **Table2.** ICU-, ventilation-, and ECMO-day for seven regions and Japan. The total days

473 and 0.25, 0.5, and 0.75 quartile days in brackets were shown. ICU; intensive care unit,

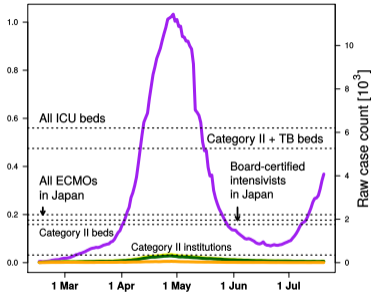
474 ECMO; extracorporeal membrane oxygenation.

	Hokkaido	Tohoku	Kanto- Koshinetsu	Tokai- Hokuriku	Kansai	Chugoku- Shikoku	Kyusyu- Okinawa	Japan
Intensivist								
critical case	37.3	5.3	26.7	8.6	27.7	3.9	13	19.1
ventilation	34.7	4.2	22	6.4	25.5	3.5	10	15.9
ECMO	6.7	1.1	5.1	2.1	3	0.4	3.5	3.2
Category II institution								
critical case	116.7	12.5	213.2	43.5	261.5	21.4	43.5	106.3
Ventilation	108.3	10	175.8	32.6	241	19	33.3	88.9
ECMO	20.8	2.5	40.7	10.9	28.2	2.4	11.6	17.7
ECMO project								
ECMO	125	12.5	105.7	45.5	45.8	16.7	66.7	62

475

476 **Table 3.** The percentage of the number of patients requiring critical care, mechanical
477 ventilation, and ECMO to the number of board-certified intensivists, Category II
478 institutions, and ECMO project hospitals for each region in Japan at the peak of the
479 epidemic. ICU; intensive care unit, Category II; a designated medical institution for
480 Category II infectious diseases, TB; tuberculosis, ECMO; extracorporeal membrane
481 oxygenation.



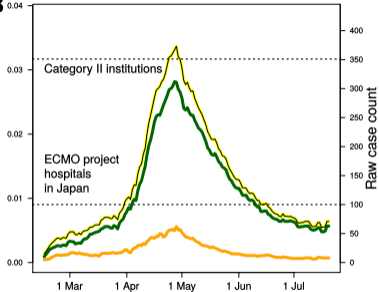
ACase count [per 10^4 adults]

■ Infected

■ Critical cases

■ Ventilation

■ ECMO

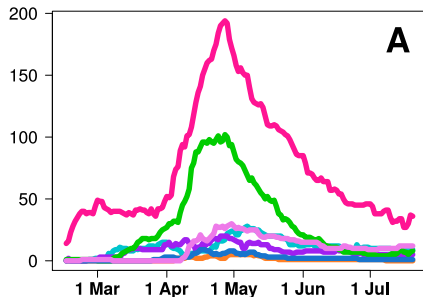
BCase count [per 10^4 adults]

■ Critical cases

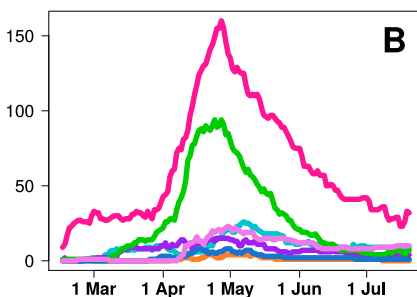
■ Ventilation

■ ECMO

Critical case



Ventilation



ECMO

