

1 Missing clinical trial data: the evidence gap in the safety of 2 potential COVID-19 drugs

3

4 **Running title:** Missing trial data: repurposed drugs for COVID-19

5

6 **Word Count:** 2943

7

8 **Authors**

9 Florence Rodgers¹, Toby Pepperrell¹, Sarai Keestra^{2,3}, Victoria Pilkington⁴

10

11 **Corresponding Author**

12 Florence Rodgers (florence.rodgers15@imperial.ac.uk)

13

14 **Institutional affiliations**

15

16 1. School of Medicine, Imperial College London, London, UK

17 2. Amsterdam UMC, University of Amsterdam, the Netherlands

18 3. Department of Global Health & Development, London School of Hygiene and Tropical Medicine, UK

19 4. Stoke Mandeville Hospital, Buckinghamshire Healthcare Trust

20

21

22

23 **Abstract (303/350 words)**

24

25 **Background:** Several drugs are being repurposed for the treatment of the coronavirus disease 2019 (COVID-19)
26 pandemic based on *in vitro* or early clinical findings. As these drugs are being used in varied regimens and dosages,
27 it is important to enable synthesis of existing safety data from clinical trials. However, availability of safety
28 information is limited by a lack of timely reporting of clinical trial results on public registries or through academic
29 publication. We aimed to analyse the evidence gap in safety data by quantifying the number of missing clinical trial
30 results for drugs potentially being repurposed for COVID-19 by conducting a rapid review of results posting on
31 ClinicalTrials.gov and in academic publications.

32

33 **Methods:** ClinicalTrials.gov was searched for 19 drugs that have been identified as potential treatments for COVID-
34 19. Relevant clinical trials for any prior indication were listed by identifier (NCT number) and checked for results
35 and for timely result reporting (within 395 days of the primary completion date). Additionally, PubMed and Google
36 Scholar were searched to identify publications of results not listed on the registry. A second, blinded search of 10%
37 of trials was conducted to assess reviewer concordance.

38

39 **Results:** Of 3754 completed trials, 1516 (40.4%) did not post results on ClinicalTrials.gov or in the academic
40 literature. 1172 (31.2%) completed trials had tabular results on ClinicalTrials.gov. A further 1066 (28.4%)
41 completed trials had results from the literature search, but did not report results on ClinicalTrials.gov. Key drugs
42 missing clinical trial results include hydroxychloroquine (37.0% completed trials unreported), favipiravir (77.8%)
43 and lopinavir (40.5%).

44

45 **Conclusions:** There is an important evidence gap for the safety of drugs being repurposed for COVID-19. This
46 uncertainty could cause a large burden of additional morbidity and mortality during the pandemic. We recommend
47 caution in experimental drug use for non-severe disease and urge clinical trial sponsors to report missing results
48 retrospectively.

49

50 **Keywords**

51 Clinical trial transparency; COVID-19 treatment; coronavirus; repurposed drugs; safety information; adverse events

52

53

54

55

56

57

58

59

60

61

62 **Background**

63 Coronavirus disease 2019 (COVID-19) is a pandemic infection caused by severe acute respiratory syndrome
64 coronavirus 2 (SARS-CoV-2). Its global spread has been rapid and unprecedented, at the time of writing 24.5
65 million confirmed cases have been reported with 832,378 deaths across 188 countries (1). Currently, treatment
66 options for COVID-19 are limited. However, several drugs developed for other indications have shown promising
67 results against SARS-CoV-2 *in vitro*, in animal models, or in compassionate use trials (2,3). Many of these drugs are
68 now being experimentally repurposed for COVID-19 or are undergoing clinical trials in humans (4). Such candidates
69 include nitazoxanide, remdesivir, favipiravir, lopinavir, darunavir, hydroxychloroquine, chloroquine, and ivermectin
70 amongst others (5).

71

72 Investigations into the efficacy of these experimental treatments for COVID-19 are ongoing. Meanwhile, in
73 response to positive media coverage, some speculative rather than evidence-based, governments are stockpiling
74 vast supplies of these treatments in anticipation of their licensing for COVID-19. Furthermore, national regulatory
75 institutions, meant to safeguard against the unsafe use of drugs, are under increasing pressure to relax approval
76 standards to accelerate market-entry for COVID-19 treatments. For example, on April 27th 2020 the U.S. Food and
77 Drug Administration (FDA) approved the antimalarial drug hydroxychloroquine for emergency treatment of COVID-
78 19 with unknown optimal dosage and duration of treatment (6). However, the efficacy of hydroxychloroquine is
79 still under question (7). Furthermore, it is cardiotoxic at the higher doses which may be indicated for COVID-19,
80 causing QT prolongation leading to ventricular tachycardia and death (8). Care must be taken not to lose the
81 rigorous safety standards usually stipulated for pharmaceuticals, even during a pandemic, to avoid unnecessary
82 morbidity and mortality worldwide.

83

84 As many of these drugs have been used widely in other indications for years, there should be substantive
85 information on safety, tolerability and pharmacokinetics available in the public domain, including public trial
86 registries. Yet, whilst the International Committee of Medical Journal Editors (ICMJE) policy requires prospective
87 registration of interventional studies on a WHO primary registry or on ClinicalTrials.gov, the ICMJE does not
88 currently require researchers to report summary results on these registries before academic publication (9).
89 However, according to the FDA Amendment Act 2007, the responsible party for some applicable clinical trials that
90 are registered on ClinicalTrials.gov must report results to a public register within twelve months of the primary
91 completion date, or in some cases risk a fine of \$11,569 for every day results are delayed (10,11). Failure to share
92 clinical trial results publicly can additionally have far-reaching consequences for health and public expenditure, as
93 illustrated by the widespread stockpiling and prescription of oseltamivir (Tamiflu) during the swine flu outbreak in
94 2009, despite a lack of evidence on safety and efficacy (12). When the clinical study reports for this therapeutic
95 were finally made publicly accessible, the benefits of the product turned out to be exaggerated and
96 misrepresented in the journal publications compared to the underlying data. Following the same H1N1 swine flu
97 outbreak a novel vaccine (Pandemrix) was rapidly rolled out, but it only emerged seven years later that the
98 manufacturer had failed to disclose internal pharmacovigilance data showing narcolepsy to be a rare side-effect of
99 recipients of the vaccine(13). Clinical trial transparency is therefore vital in order to maximise and unify the
100 sharing of safety information and data on efficacy, during this pandemic and beyond.

101
102 Public clinical trial registries are an important tool for transparent collaborative research. On these registries,
103 safety and efficacy data can be uploaded freely, shortly after completion of the study, and protocol and data
104 collection methods are still quality assessed (14,15). In contrast, academic publication may stall for significant
105 periods of time and can be costly and selective, with time-intensive writing and review processes. Furthermore,
106 clinical trial registry data is available free of charge and can be pooled without concern for silent outcome
107 switching or publication bias (16–18). Indeed, inclusion of unpublished study results from clinical trial registries in
108 meta-analysis may provide important additional information on adverse events and more precise risk estimates
109 than looking at journal publications alone (19). Moreover, academic publications often fail to disclose all
110 information on adverse events occurring during clinical trials, and a systematic review comparing the journal
111 publication with unpublished documents has suggested in 75% of the studies reviewed, the number of named
112 adverse events was lower in published medical literature (20). This is especially important during the COVID-19
113 pandemic, as interest in potential treatments for COVID-19 generates even greater incentive than normal for the
114 publication of studies with positive results only. Without rapid sharing of datasets for drugs that may be
115 repurposed for COVID-19, secondary analyses of safety data will be arduous and often incomplete (14,21). This
116 may slow down the biomedical innovation process and could lead to preventable side effects occurring in
117 vulnerable patients if safety information remains missing. As the pharmaceutical pipeline is accelerated to address
118 the COVID-19 pandemic, enhancing clinical trial transparency is more important than ever.

119
120 In this rapid review of ClinicalTrials.gov, we aimed to determine the scale of unpublished clinical trial results which
121 may hinder safety reviews of repurposed drugs for COVID-19. We reviewed the number of completed or
122 terminated trials that have not reported results for an extensive, list of medications being repurposed for COVID-
123 19, looking at all previous indications for these drugs. Specifically, we searched for any trial results that have not
124 been made available to the public, with no results published on either the ClinicalTrial.gov registry or in the
125 academic literature.

126
127
128
129

130 **Methods**

131 We selected 19 potential treatments for coronavirus diseases based on information found in potential COVID-19
132 treatment reviews (5,22,23). The drugs assessed were pirfenidone, hydroxychloroquine, azithromycin, favipiravir,
133 oseltamivir, sarilumab, tocilizumab, remdesivir, leflunomide, interferon-alpha, lopinavir-ritonavir, darunavir-
134 ritonavir, baloxivir marboxil, umifenovir, interferon-beta, sofosbuvir, nitazoxanide, APN01 and ivermectin (Table
135 1). Synonyms and chemical names for these drugs were taken from pubchem.ncbi.nlm.nih.gov (Appendix 1) (24).

136
137 The U.S. clinical trials registry (ClinicalTrials.gov), was searched for all trials that listed these drugs as an
138 intervention. Results of the search were downloaded on 4th April 2020 (25). Numbers of trials with and without
139 results on the registry were recorded. For trials without results, trial status was determined (completed, ongoing,
140 suspended, terminated or withdrawn). Trials listing 'primary completion date' in the future were counted as
141 ongoing, if no primary completion date was available then the study completion date was used. Listed trial status
142 was used to identify terminated, suspended and withdrawn trials.

143
144 For all trials without results on ClinicalTrials.gov, a three-step process was followed between 4th – 27th April 2020
145 to determine whether results were reported elsewhere through academic publication (Figure 1).

- 146
147 1) Publications automatically indexed by clinical trial identifier (NCT number) on ClinicalTrials.gov were
148 screened and included based on criteria below. If multiple publications were listed, the earliest dated
149 publication was selected.
- 150 2) If results were not available on the registry, the NCT number was used to search and screen academic
151 publications in PubMed.
- 152 3) If the PubMed search did not retrieve an academic publication, an additional search was conducted in
153 Google Scholar using the following search terms in succession: clinical trial identifier; listed title;
154 intervention name with primary investigator's name. For each search, the first twenty results were
155 screened.

156
157 **[FIGURE 1]**
158 **Figure 1:** Flow chart depicting the methodology used to search for and identify relevant publications for
159 each of the trials listed on CT.gov
160

161 If a publication did not include the clinical trial identifier, it was cross-referenced with the primary investigator,
162 study design, intervention and outcomes listed on ClinicalTrials.gov to assess relevance. We excluded publications
163 that had fewer than 500 words, as well as conference abstracts, posters, presentations, and non-English texts.

164
165 Publications of results were recorded by PMID, DOI, and publication date. Trials with results on ClinicalTrials.gov
166 combined with those with a journal publication gave a total number of trials with results where results were found
167 in the public domain. This allowed approximation of registered trials without results.

168

169 Additionally, overdue trials were calculated as any completed trial with no result on the registry and a primary
170 completion date before 18th April 2019, 395 days prior to final analysis (1 year + 30-day grace period). This is the
171 standard outlined in the FDAAA 2007 and used as a reference throughout this study despite not all included trials
172 being covered by the law (10). This is also consistent with international ethical standards for timely results
173 dissemination set by the World Health Organisation (26).

174
175 A second review was conducted by a different researcher on 10% of trials for each drug to check concordance
176 between reviewers. The protocol during the second review remained unchanged and researchers were blinded to
177 the results of the first review. A random number generator was used to select trials for second review.
178 Concordance was calculated by simple percent agreement on a results judgement; above 80% was deemed
179 acceptable from consulting experts and in line with recommendations in the literature (27). Results published
180 between the dates of first and second review (29th April – 9th May 2020) were not counted in the concordance.

181

182 Results

183 Nineteen drugs were screened, encompassing a total of 4553 clinical trials registered on ClinicalTrials.gov (Table 1).
 184 We excluded 799, with 661 ongoing (primary completion date in the future) and 138 with a trial status of
 185 suspended or withdrawn. Figure 2 shows the number of trials found on ClinicalTrials.gov, those excluded from this
 186 analysis, and the final results status of all included trials. All recorded percentages in text are in relation to the
 187 3754 completed trials, seen in Table 2.

188
 189 [FIGURE 2]

190 **Figure 2:** Flow diagram displaying the numbers of registered trials identified on CT.gov and the proportion of these
 191 which ultimately have no results available. The number of trials which had results available from various sources or
 192 had been withdrawn/suspended or trials for which results were not yet due are also shown.

193
 194
 195 **Table 1:** Trials registered to NCT for repurposed drugs, of which ongoing and suspended or withdrawn.

Generic name	Total registered	Ongoing	Suspended/withdrawn
Pirfenidone	86	30 (34.9%)	2 (2.3%)
Hydroxychloroquine sulfate	233	74 (31.8%)	5 (2.1%)
Azithromycin	457	98 (21.4%)	16 (3.5%)
Favipiravir	12	3 (25.0%)	0 (0.0%)
Oseltamivir	127	18 (14.2%)	8 (6.3%)
Sarilumab	37	19 (51.4%)	0 (0.0%)
Tocilizumab (atlizumab)	360	84 (23.3%)	9 (2.5%)
Remdesivir	12	11 (91.7%)	0 (0.0%)
Leflunomide	25	4 (16.0%)	1 (4.0%)
Interferon-alpha	1161	71 (6.1%)	41 (3.5%)
Lopinavir / ritonavir	1015	66 (6.5%)	22 (2.2%)
Darunavir / ritonavir	246	26 (10.6%)	4 (1.6%)
Baloxivir marboxil	9	4 (44.4%)	0 (0.0%)
Umifenovir	10	8 (80.0%)	0 (0.0%)
Interferon-beta	343	43 (12.5%)	15 (4.4%)
Sofosbuvir	261	75 (28.7%)	10 (3.8%)
Nitazoxanide	57	8 (14.0%)	1 (1.8%)
APN01 (ACE2 analogue)	1	0 (0.0%)	0 (0.0%)
Ivermectin	101	19 (18.8%)	4 (4.0%)
TOTALS	4553	661 (14.5%)	138 (3.0%)

196
 197 In sum, our protocol revealed 2238 (59.6%) completed trials had published results either on the registry or in the
 198 academic literature (Table 2). Of these, 1172 (31.2%) completed trials had tabular results on ClinicalTrials.gov
 199 (Table 2). A further 1066 (28.4%) completed trials had results from the literature search, but did not report results
 200 on ClinicalTrials.gov (Table 2). Across the 19 drugs which may be repurposed for the treatment of COVID-19, 1516

201 (40.4%) of completed clinical trials listed on ClinicalTrials.gov were missing results. Figure 3 shows the proportions
 202 of trial results available on ClinicalTrials.gov, available in the literature, and those with no results available.

203
 204 Of the 3754 completed studies, 2379 (63.4%) were without results on ClinicalTrials.gov outside of the 395-day
 205 timeframe mandated by the FDAAA 2007 (although not all trials may have been covered by the FDAAA 2007). 1008
 206 (26.9%) of these had published results in the academic literature (10).

207
 208 In the blinded second review of 341 (10%) trials, the same results status was found 83.6% of the time meeting our
 209 80-100% threshold for acceptable concordance in searches.

210
 211 **Table 2:** Number of completed trials registered on ClinicalTrials.gov, of which results have been published on
 212 ClinicalTrials.gov or in the academic literature.

Generic Name	Completed	Results on NCT	No results; publication	Available result
Pirfenidone	54	18 (33.3%)	20 (37.0%)	38 (70.4%)
Hydroxychloroquine	154	38 (24.7%)	59 (38.3%)	97 (63.0%)
Azithromycin	343	78 (22.7%)	119 (34.7%)	197 (57.4%)
Favipiravir	9	1 (11.1%)	1 (11.1%)	2 (22.2%)
Oseltamivir	101	38 (37.6%)	18 (17.8%)	56 (55.4%)
Sarilumab	18	13 (72.2%)	2 (11.1%)	15 (83.3%)
Tocilizumab (atlizumab)	267	125 (46.8%)	44 (16.5%)	169 (63.3%)
Remdesivir	1	0 (0.0%)	0 (0.0%)	0 (0.0%)
Leflunomide	20	5 (25.0%)	4 (20.0%)	9 (45.0%)
Interferon-alpha	1049	347 (33.1%)	301 (28.7%)	648 (61.8%)
Lopinavir / ritonavir	927	287 (31.0%)	265 (28.6%)	552 (59.5%)
Darunavir / ritonavir	216	73 (33.8%)	66 (30.6%)	139 (64.4%)
Baloxivir marboxil	5	2 (40.0%)	0 (0.0%)	2 (40.0%)
Umifenovir	2	0 (0.0%)	2 (100.0%)	2 (100.0%)
Interferon-beta	285	84 (29.5%)	84 (29.5%)	168 (58.9%)
Sofosbuvir	176	36 (20.5%)	42 (23.9%)	78 (44.3%)
Nitazoxanide	48	11 (22.9%)	12 (25.0%)	23 (47.9%)
APN01 (ACE2 analogue)	1	0 (0.0%)	1 (100.0%)	1 (100.0%)
Ivermectin	78	16 (20.5%)	26 (33.3%)	42 (53.8%)
TOTALS	3754	1172 (31.2%)	1066 (28.4%)	2238 (59.6%)

213
 214 **[FIGURE 3]**
 215 **Figure 3:** Bar chart displaying the proportion of trial results available across all potential COVID-19 interventions –
 216 categorised into those registered fully on CT.gov, those with results available elsewhere and those with no results
 217 available.
 218

219

220 Discussion

221 Of the completed clinical trials for existing drugs that may be repurposed for COVID-19, 40.4% did not report
222 results on either ClinicalTrials.gov or through academic publication (Table 2). This shows a large gap in the
223 evidence base potentially regarding the adverse effects of these drugs, limiting attempts to comprehensively
224 review their safety before potential global distribution for the COVID-19 pandemic. The 2238 (59.6%) completed
225 studies with available results were comprised of 1172 (31.2%) with results on the registry and 1066 (28.4%)
226 without results on the registry, but with results from a standardised search of the literature (Table 2).
227 Furthermore, 2379 (63.4%) studies without registry results were outside of the 395 day timeframe for results
228 publication as mandated by the FDAAA 2007 (10), although 1008 (26.9%) of these had results published in
229 academic literature, they still failed to upload their results on ClinicalTrials.gov. Not all trials include in this study
230 are covered by the FDAAA 2007, but the twelve month deadline remains an important benchmark for good
231 scientific practice (26). With 40.4% of clinical trial results unavailable for potential COVID-19 treatments, the data
232 for clinical decision making regarding the safety of these therapeutics are limited. If any drug with an incomplete
233 evidence base is used during the pandemic, even in compassionate use programmes, there is a risk of avoidable
234 harm being done because of missing adverse safety data. An evidence gap was revealed for drugs which have had
235 extensive media coverage such as hydroxychloroquine (37.0% without results), favipiravir (77.8%) and lopinavir
236 (40.5%) (28–30). These drugs are currently being used in COVID-19 patients and clinical trials across the globe,
237 sometimes in novel regimens and doses (7,31,32). Clinicians currently have few treatment options available, but
238 with greater transparency and proactiveness from trial sponsors regarding the posting of results, there would be
239 less risk of unforeseen adverse outcomes, especially in the treatment of mild-moderate COVID-19 as in the
240 PIONEER trial (31).

241
242 It is recognised that there are sources of safety data outside of clinical trial registries, for example
243 pharmacovigilance registers, however these databases are not always free to access and publicly available. In
244 contrast with clinical trial registries, there is often no obligation for all adverse events to be reported by trial
245 sponsors. Public health decision-makers, guideline developers, clinicians, and patients therefore rely on clinical
246 trial registries, systematic reviews, and meta-analyses to inform treatment decisions. Evidence gaps and
247 publication bias therefore have the potential to influence clinical practice and drug usage worldwide, particularly in
248 a treatment landscape as changeable as the COVID-19 pandemic. If clinical decisions are based on incomplete
249 evidence, this can result in avoidable morbidity and mortality, especially if unsafe drugs or ineffective treatments
250 are given on a large scale. Sponsors and researchers alike carry an ethical responsibility towards clinical trial
251 participants, who consent to participate in research in order to contribute to scientific understanding and
252 improved clinical practice, to make results publicly available (33).

253
254 Our study reveals an important evidence gap regarding existing pharmaceuticals potentially being repurposed for
255 COVID-19. However, the proportion of studies with results available in the academic literature is an approximation
256 and there are several limitations to our study. Firstly, our trial population was limited only to those registered on
257 ClinicalTrials.gov. While ClinicalTrials.gov is the largest registry in the world, with over 340,000 registrations as of
258 writing and an order of magnitude greater than the next largest journal, additional trials on these therapies may
259 have been registered elsewhere. However, it is unlikely that these would be expected to report at a different rate

260 than those registered to ClinicalTrials.gov. Secondly, our strategy for locating publications included only those
261 listed on ClinicalTrials.gov and identified through searches on PubMed and Google Scholar, which are open-access
262 resources that should cover a majority of published clinical research. While including proprietary databases like
263 Scopus or Ovid may have located some additional publications, we do not believe this would have substantially
264 impacted our overall results (34). Thirdly, we are aware that trials that were not registered at all or published in
265 non-English language journals without inclusion of the NCT number would not have been captured by our
266 methodology. Finally, searcher heterogeneity and difficulty identifying results publication in the academic
267 literature limits accuracy in any manual publication search, however, our search strategy was standardised and
268 produced a high level of agreement between assessors (83.6%) in a check of a 10% random sample. However, any
269 discordance between reviewers only reveals the inherent difficulties in finding results for the drugs in question,
270 especially if the trial identification number was not included in line with CONSORT standards (35).

271
272 Our findings add to the existing evidence of the dearth of clinical trial reporting on public registries. This analysis
273 investigated clinical trials of existing drugs currently being considered for use for COVID-19. However, given the
274 diversity of drug classes included in this report, findings are likely to be representative of many pharmaceuticals.
275 This presents a major problem for researchers attempting to summarise safety and efficacy by pooling trial data
276 (36). Since academic publications often summarise key findings only, secondary research efforts are impinged by
277 the incomplete publishing of all trial outcomes. ClinicalTrials.gov, in contrast, provides a forum to share complete
278 safety and efficacy data reports, as well as facilitating consistent data reporting in a timely manner (14,15). Prior
279 research has shown that results reported to ClinicalTrials.gov were often more complete, especially for safety data,
280 when compared to matched journal publications (16–18). However, the availability of this data depends on
281 researchers registering trials and uploading results in a timely manner, within twelve months of the primary
282 completion date.

283
284 The International Committee of Medical Journal Editors (ICMJE) and the editorial offices of medical journals could
285 play an important role in improving the lack of timely results posting on clinical trial registries by demanding
286 submission of a link to summary results on public registries before academic publication, although this may mean
287 that the publication bias of positive, ‘publishable’ results may trickle down to reporting on public registries as well.
288 Furthermore, public funders and institutional publication funds could demand that trial sponsors post their results
289 before allocating funding for academic (open-access) publication. These funding bodies could also deny individual
290 sponsors funding if they have in the past violated clinical trial reporting rules (37). At the very least, journals should
291 conform to the CONSORT statement in ensuring that registry identification numbers are clearly indicated in the
292 abstract, full-text, and meta-data of published clinical trials in order to promote discoverability and record linkage
293 between registries and publications (35). Finally, clinical trial sponsors, such as universities, hospitals, public
294 research institutions, and pharmaceutical companies, should themselves work towards improving their
295 institutional clinical trial reporting performance by making use of available resources that provide detailed step-by-
296 step instructions as to how to go about this task (11). Especially during the COVID-19 pandemic, it is of great
297 importance that trials sponsors release summary results on these registries retrospectively to inform decision
298 making around existing treatments being re-purposed for COVID-19.

299
300 **Conclusions**

301 Overall, our findings reveal a significant evidence gap for the safety of drugs being repurposed for COVID-19. This
302 uncertainty could cause a large burden of extra morbidity in the global pandemic. We recommend caution in
303 experimental drug use for non-severe disease and urge trial sponsors to report missing results retrospectively.
304 Medicine during the COVID-19 pandemic cannot be evidence-based if a large proportion of the evidence is missing.
305
306

307 **List of Abbreviations**

308 COVID-19	Corona Virus Disease 2019
309 CONSORT	Consolidated Standards of Reporting Trials
310 FDAAA2007	FDA Amendment Act 2007
311 ICMJE	International Committee of Medical Journal Editors
312 NCT Number	ClinicalTrials.gov identifier
313 PMID	PubMed ID

314

315 **Declarations**

316

317 **Ethical approval and consent to participate**

318 Not applicable

319

320 **Consent for Publication**

321 Not applicable

322

323 **Availability of data and materials**

324 The datasets generated and/or analysed during the current study are available on the U.S. National Library of
325 Medicine (<https://clinicaltrials.gov/ct2/home>).

326

327 **Competing interests**

328 Three of the co-authors on this paper are part of Universities Allied for Essential Medicines U.K. However, views
329 expressed in this paper are not necessarily that of Universities Allied for Essential Medicines Europe.

330

331 **Funding**

332 This research received no specific grant from any funding agency in the public, commercial or not-for-profit
333 sectors.

334

335 **Authors' contributions**

336 FR and TP conceptualised the study, devised the methodology, and coordinated the research team. SK recruited
337 the research team. All authors were involved in data collection and analysis, and contributed to the final
338 manuscript.

339

340 **Acknowledgements**

341 We are very grateful for the help of 18 research assistants that helped with compiling the data for this study: Helen
342 Woodward, Joshua Card-Gowers, Joshua Lucas, Sultan Hussein, Mina Aries, Spatikha Sitaram, Holly Melvin, Lauren
343 Hargreaves, Stefano Santori, Frances Kenworthy, Khalifa Saif Elyazal Ali, Maymunah Malik, Shiron Rajendran, Oliver
344 Wright, Catherine Dominic, Holly Beckett, Tricia Tay and Daphne Lenz.

345 We are also thankful for the comments of Till Bruckner, Peter Grabitz, and Nicholas DeVito on the draft protocol.

346

347

348

349

350

351

352 References

353

- 354 1. COVID-19 Map - Johns Hopkins Coronavirus Resource Center.
- 355 2. Xuan Y. Initial clinical results announced for favipiravir treatment of novel coronavirus pneumonia - viral clearance in
356 four days. (Chinese). Biodiscover. 2020.
- 357 3. Wang M, Cao R, Zhang L, Yang X, Liu J, Xu M, et al. Remdesivir and chloroquine effectively inhibit the recently emerged
358 novel coronavirus (2019-nCoV) in vitro. Vol. 30, Cell Research. Springer Nature; 2020. p. 269–71.
- 359 4. Kalil AC. Treating COVID-19 - Off-Label Drug Use, Compassionate Use, and Randomized Clinical Trials during Pandemics.
360 JAMA - Journal of the American Medical Association. American Medical Association; 2020.
- 361 5. Sanders JM, Monogue ML, Jodlowski TZ, Cutrell JB. Pharmacologic Treatments for Coronavirus Disease 2019 (COVID-
362 19): A Review. JAMA. 2020 Apr;
- 363 6. Vincent, Andrea L. EUA Hydroxychloroquine sulfate Health Care Provider Fact Sheet - Emergency Use Authorisation
364 (EUA). 2020 Apr.
- 365 7. Magagnoli J, Narendran S, Pereira F, Cummings T, Hardin JW, Sutton SS, et al. Outcomes of hydroxychloroquine usage
366 in United States veterans hospitalized with Covid-19. medRxiv. 2020 Apr;2020.04.16.20065920.
- 367 8. Borba MGS, Val FFA, Sampaio VS, Alexandre MAA, Melo GC, Brito M, et al. Effect of High vs Low Doses of Chloroquine
368 Diphosphate as Adjunctive Therapy for Patients Hospitalized With Severe Acute Respiratory Syndrome Coronavirus 2
369 (SARS-CoV-2) Infection. JAMA Netw Open. 2020 Apr;3(4.23):e208857.
- 370 9. ICMJE | About ICMJE | Clinical Trials Registration.
- 371 10. FDAAA 801 and the Final Rule - ClinicalTrials.gov.
- 372 11. Bruckner T. Achieving excellence in clinical trial reporting - BIH QUEST Center report. 2020.
- 373 12. Tamiflu and Relenza: getting the full evidence picture | Cochrane.
- 374 13. Johnson RM, Doshi P, Healy D. Covid-19: Should doctors recommend treatments and vaccines when full data are not
375 publicly available? BMJ [Internet]. 2020 Aug 24 [cited 2020 Sep 1];370:m3260. Available from:
376 <http://www.ncbi.nlm.nih.gov/pubmed/32839164>
- 377 14. To Help Develop The Safest, Most Effective Coronavirus Tests, Treatments, And Vaccines, Ensure Public Access To
378 Clinical Research Data | Health Affairs.
- 379 15. ClinicalTrials.gov. ClinicalTrials.gov Protocol Registration and Document Upload Quality Control Review Criteria. 2018.
- 380 16. Tang E, Ravaud P, Riveros C, Perrodeau E, Dechartres A. Comparison of serious adverse events posted at
381 ClinicalTrials.gov and published in corresponding journal articles. BMC Med [Internet]. 2015 Aug 14 [cited 2020 May
382 28];13(1):189. Available from: <http://bmcmmedicine.biomedcentral.com/articles/10.1186/s12916-015-0430-4>
- 383 17. Riveros C, Dechartres A, Perrodeau E, Haneef R, Boutron I, Ravaud P. Timing and Completeness of Trial Results Posted
384 at ClinicalTrials.gov and Published in Journals. Dickersin K, editor. PLoS Med [Internet]. 2013 Dec 3 [cited 2020 May
385 28];10(12):e1001566. Available from: <https://dx.plos.org/10.1371/journal.pmed.1001566>
- 386 18. Hartung DM, Zarin DA, Guise JM, McDonagh M, Paynter R, Helfand M. Reporting discrepancies between the
387 ClinicalTrials.gov results database and peer-reviewed publications. Ann Intern Med. 2014 Apr 1;160(7):477–83.
- 388 19. Golder S, Loke YK, Bland M. Unpublished data can be of value in systematic reviews of adverse effects: Methodological
389 overview [Internet]. Vol. 63, Journal of Clinical Epidemiology. Elsevier USA; 2010 [cited 2020 Sep 1]. p. 1071–81.
390 Available from: <https://pubmed.ncbi.nlm.nih.gov/20457510/>
- 391 20. Golder S, Loke YK, Wright K, Norman G. Reporting of Adverse Events in Published and Unpublished Studies of Health
392 Care Interventions: A Systematic Review [Internet]. Vol. 13, PLoS Medicine. Public Library of Science; 2016 [cited 2020
393 Sep 1]. Available from: <https://pubmed.ncbi.nlm.nih.gov/27649528/>
- 394 21. Pilkington V, Pepperrell T, Hill A. A review of the safety of favipiravir – a potential treatment in the COVID-19
395 pandemic? J Virus Erad. 2020;6(2):45.
- 396 22. Li G, De Clercq E. Therapeutic options for the 2019 novel coronavirus (2019-nCoV). Vol. 19, Nature reviews. Drug
397 discovery. NLM (Medline); 2020. p. 149–50.
- 398 23. Rismanbaf A. Potential Treatments for COVID-19; a Narrative Literature Review. Arch Acad Emerg Med. 2020;8(1):e29.

- 399 24. PubChem.
400 25. Home - ClinicalTrials.gov.
401 26. WHO Statement on Public Disclosure of Clinical Trial Results Background [Internet]. [cited 2020 May 28]. Available
402 from: www.consort-statement.org
403 27. McHugh ML. Interrater reliability: The kappa statistic. *Biochem Medica*. 2012;22(3):276–82.
404 28. Yamey G, Gonsalves G. Donald Trump: A political determinant of covid-19. Vol. 369, *The BMJ*. BMJ Publishing Group;
405 2020.
406 29. Japanese flu drug “clearly effective” in treating coronavirus, says China | World news | The Guardian.
407 30. Positive results from initial lopinavir-ritonavir COVID-19 clinical trial.
408 31. PIONEER study tests treatments for mild to moderate COVID-19 — Chelsea and Westminster Hospital NHS Foundation
409 Trust.
410 32. Cao B, Wang Y, Wen D, Liu W, Wang J, Fan G, et al. A Trial of Lopinavir–Ritonavir in Adults Hospitalized with Severe
411 Covid-19. *N Engl J Med*. 2020 May;382(19):1787–99.
412 33. WMA Declaration of Helsinki – Ethical Principles for Medical Research Involving Human Subjects – WMA – The World
413 Medical Association.
414 34. Martín-Martín A, Orduna-Malea E, Thelwall M, Delgado López-Cózar E. Google Scholar, Web of Science, and Scopus: A
415 systematic comparison of citations in 252 subject categories. *J Informetr*. 2018 Nov 1;12(4):1160–77.
416 35. Schulz KF, Altman DG, Moher D. CONSORT 2010 Statement: Updated guidelines for reporting parallel group
417 randomised trials. *BMJ*. 2010 Mar 27;340(7748):698–702.
418 36. Song F, Parekh S, Hooper L, Loke YK, Ryder J, Sutton AJ, et al. Dissemination and publication of research findings: An
419 updated review of related biases. *Health Technol Assess (Rockv)*. 2010;14(8):1–220.
420 37. Knowles RL, Ha KP, Mueller J, Rawle F, Parker R. Challenges for funders in monitoring compliance with policies on
421 clinical trials registration and reporting: Analysis of funding and registry data in the UK. *BMJ Open*. 2020 Feb
422 17;10(2):e035283.
423

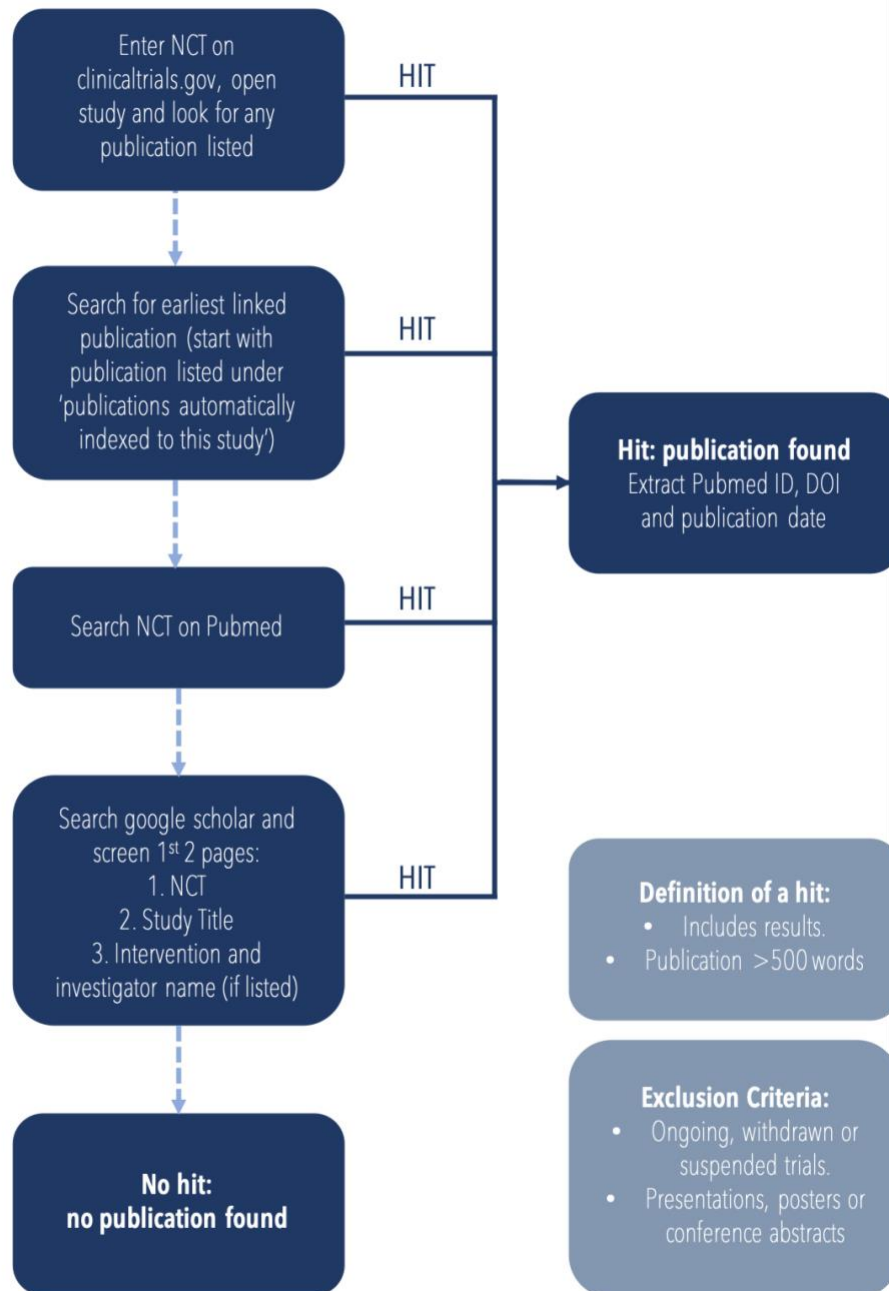


Figure 1: Flow chart describing the methodology used to search for and identify relevant publications for each of the trials listed on CT.gov

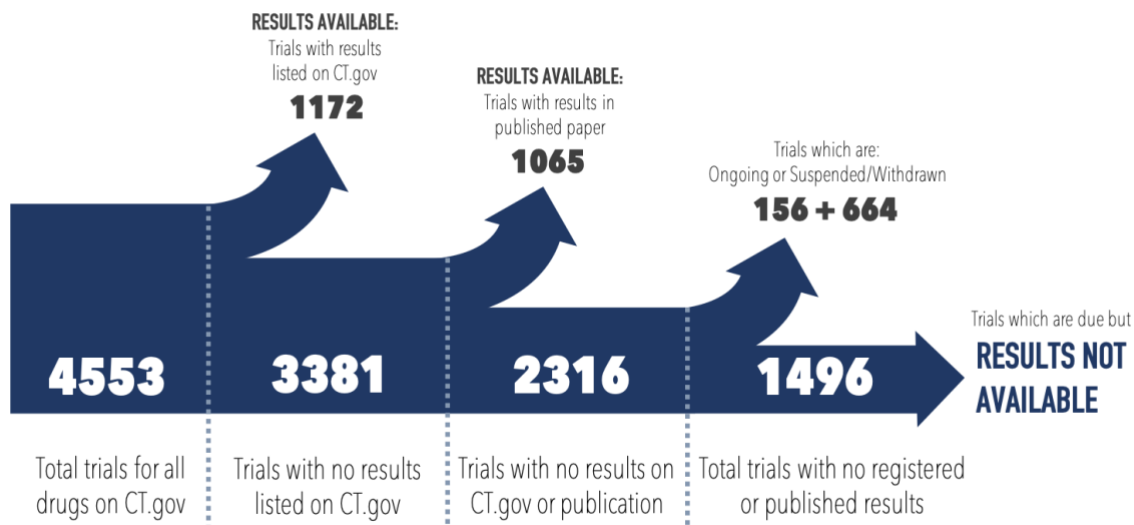


Figure 2: Flow diagram displaying the numbers of registered trials identified on CT.gov and the proportion of these which ultimately have no results available. The number of trials which had results available from various sources or had been withdrawn/suspended or trails for which results were not yet due are also shown.

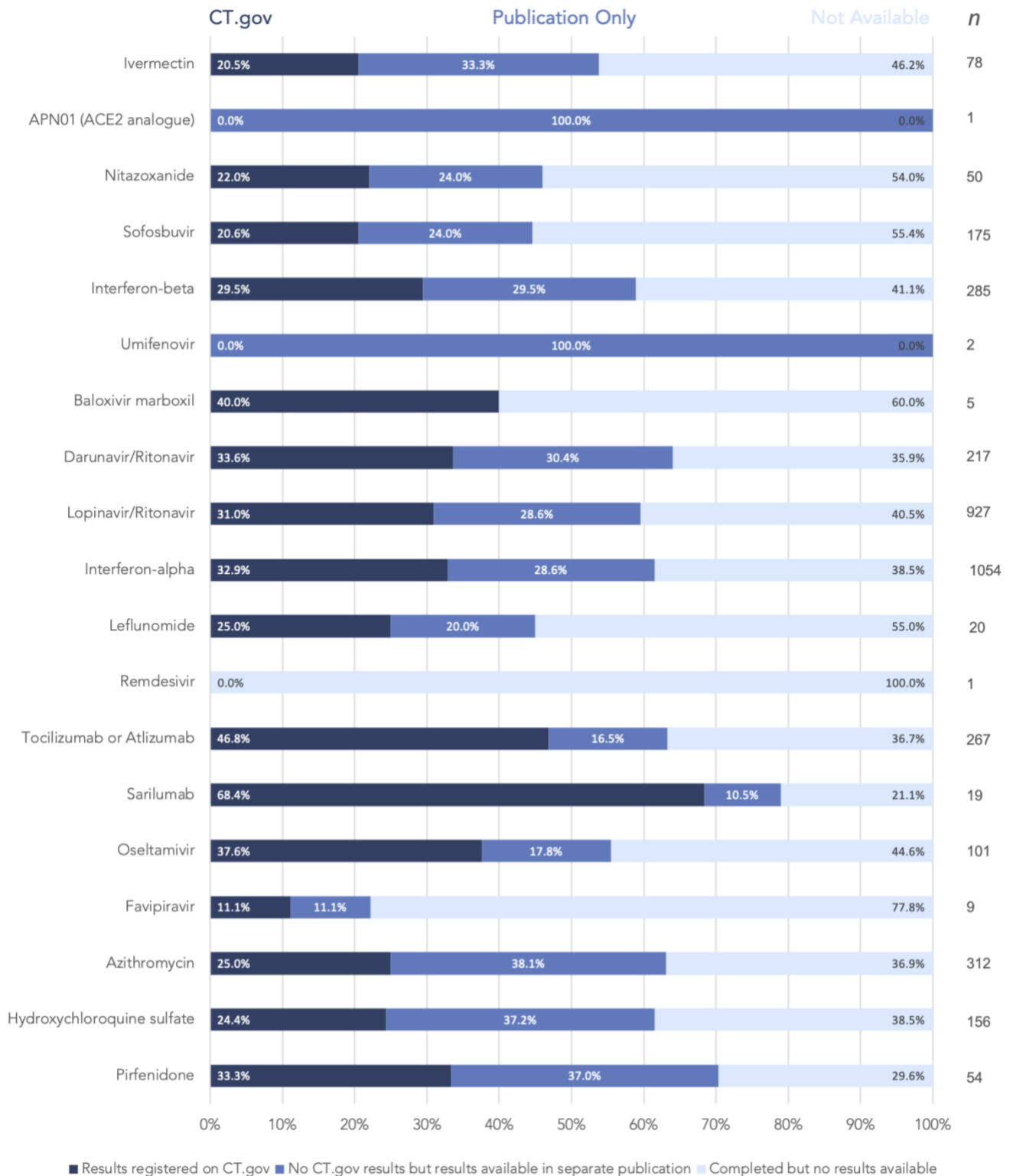


Figure 3: Bar chart displaying the proportion of trial results available across all potential COVID-19 interventions – categorised into those registered fully on CT.gov, those with results available elsewhere and those with no results available.

APPENDIX

Appendix 1: Intervention clinicaltrials.gov search terms by generic name of drug

Generic Name	Search Terms
Pirfenidone	Pirfenidone OR Esbriet OR Pirespa OR Etuary
Hydroxychloroquine sulfate	Hydroxychloroquine OR Plaquenil OR Hydroquin OR Axemal OR Dolquine or Quensyl or Quinoric
Azithromycin	Azithromycin OR zithromax OR AzaSite OR Zmax.
Favipiravir	Favipiravir OR Avigan OR T-705
Oseltamivir	Oseltamivir OR oseltamivir phosphate OR tamiflu OR GS-4104
Sarilumab	Surilumab OR Kevzara
Tocilizumab (Atlizumab)	Actemra OR Tocilizumab OR Atlizumab
Remdesivir	Remdesivir OR GS-5734
Leflunomide	Leflunomide OR arava OR SU101
Interferon-alpha	IFN-A OR interferon alpha
Lopinavir/Ritonavir	Kaletra OR lopinavir OR ritonavir or navir
Darunavir/Ritonavir	Prezista OR Darunavir OR TMC 114.
Baloxivir marboxil	Baloxavir marboxil OR UNII-505CXM6OHG OR 505CXM6OHG OR 1985606-14-1 OR xofluza
Umifenovir	Umifenovir OR arbidol OR AR-119514 OR UNII-93M09WW4RU OR 131707-25-0
Interferon-beta	Interferon-Beta OR ampligen OR Betaseron OR betaferon OR BAY86-5046 OR Interferon beta-1b OR IFN-Beta
Sofosbuvir	SOFOSBUVIR OR PSI-7977 OR 1190307-88-0 OR SOVALDI OR GS-7977
Nitazoxanide	Nitazoxanide Oral Suspension OR Nitazoxanide OR Alinia OR 55981-09-4 OR Nitazoxamide OR Daxon
APN01 (ACE2 analogue)	APN01
Ivermectin	IVERMECTIN OR Ivermectin B1a OR Dihydroavermectin B1a OR 22,23-Dihydroavermectin B1a OR ivermectin H2B1a OR UNII-91Y2202OUW OR CHEBI:63941