

Missing clinical trial data: the knowledge gap in the safety of potential COVID-19 drugs

Running Title: Missing trial data: repurposed drugs for COVID-19

Authors

Florence Rodgers¹, Toby Pepperrell¹, Sarai Keestra^{2,3}, Victoria Pilkington⁴

Institutional affiliations

1. School of Medicine, Imperial College London, London, UK
2. School of Anthropology & Museum Ethnography, University of Oxford, UK
3. Department of Global Health & Development, London School of Hygiene and Tropical Medicine, UK
4. St Mary's Hospital, Imperial College Healthcare NHS Trust, UK

Abstract

Objectives: Several drugs are being repurposed for the treatment of the coronavirus disease 2019 (COVID-19) pandemic based on *in vitro* or early clinical findings. As these drugs are being used in varied regimens and dosages, it is important to enable synthesis of existing safety data from clinical trials. However, availability of safety information is limited by a lack of timely reporting of clinical trial results on public registries or through academic publication. We aimed to analyse the knowledge gap in safety data by quantifying the number of missing clinical trial results for drugs potentially being repurposed for COVID-19.

Design: ClinicalTrials.gov was searched for 19 drugs that have been identified as potential treatments for COVID-19. Relevant clinical trials for any prior indication were listed by identifier (NCT number) and checked for timely result reporting (within 395 days of the primary completion date). Additionally, PubMed and Google Scholar were searched using the NCT number to identify publications of results not listed on the registry. A second, blinded search of 10% of trials was conducted to assess reviewer concordance.

Results: Of 3754 completed trials, 1516 (40.4%) did not post results on ClinicalTrials.gov or in the academic literature. 1172 (31.2%) completed trials had tabular results on ClinicalTrials.gov. A further 1066 (28.4%) completed trials had results from the literature search, but did not report results on ClinicalTrials.gov. Key drugs missing clinical trial results include hydroxychloroquine (37.0% completed trials unreported), favipiravir (77.8%) and lopinavir (40.5%).

Conclusion: There is an important evidence gap for the safety of drugs being repurposed for COVID-19. This uncertainty could cause a large burden of additional morbidity and mortality during the pandemic. We recommend caution in experimental drug use for non-severe disease and urge clinical trial sponsors to report missing results retrospectively.

Word count: 2832

Keywords

Clinical trial transparency; COVID-19 treatment; coronavirus; repurposed drugs; safety information; adverse events

Funding source

This research received no specific grant from any funding agency in the public, commercial or not-for-profit sectors.

Conflicts of interest

Several of the co-authors on this paper are part of Universities Allied for Essential Medicines U.K. However, views expressed in this paper are not necessarily that of Universities Allied for Essential Medicines Europe.

Corresponding Author

Florence Rodgers

florence.rodgers15@imperial.ac.uk

Introduction

Coronavirus disease 2019 (COVID-19) is a pandemic infection caused by severe acute respiratory syndrome coronavirus 2 (SARS-CoV-2). Its global spread has been rapid and unprecedented, at the time of writing 5,335,868 confirmed cases have been reported and 341,549 deaths across 188 countries (1). Currently, treatment options for COVID-19 are limited. However, several drugs developed for other indications have shown promising results against SARS-CoV-2 *in vitro*, in animal models, or in compassionate use trials (2,3). Many of these drugs are now being experimentally repurposed for COVID-19 or are undergoing clinical trials in humans (4). Such candidates include nitazoxanide, remdesivir, favipiravir, lopinavir, darunavir, hydroxychloroquine, chloroquine, and ivermectin amongst others (5).

Investigations into the efficacy of these experimental treatments for COVID-19 are ongoing. Meanwhile, in response to positive media coverage, some speculative rather than evidence-based, governments are stockpiling vast supplies of these treatments in anticipation of their licensing for COVID-19. Furthermore, national regulatory institutions, meant to safeguard against the unsafe use of drugs, are under increasing pressure to relax approval standards to accelerate market-entry for COVID-19 treatments. For example, on April 27th 2020 the U.S. Food and Drug Administration (FDA) approved the antimalarial drug hydroxychloroquine for emergency treatment of COVID-19 with unknown optimal dosage and duration of treatment (6). However, the efficacy of hydroxychloroquine is still under question (7). Furthermore, it is cardiotoxic at the higher doses which may be indicated for COVID-19, causing QT prolongation leading to ventricular tachycardia and death (8). Care must be taken not to lose the rigorous safety standards usually stipulated for pharmaceuticals, even during a pandemic, to avoid unnecessary morbidity and mortality worldwide.

Given the pandemic status of COVID-19, it is more important than ever that safety information for drugs potentially being repurposed is publicly available. Pharmacokinetics for many drugs differ by phenotype. Examples include ACE inhibitors, which are cautioned in people of African descent, and dolutegravir, which causes greater weight gain in women than men (9,10). As pharmaceutical companies often run trials in high income countries, treatment cohorts are often largely white (11). Furthermore, regulatory authorities are often conservative about including pregnant women in trials, discouraging female recruitment (11). As experimental treatments for COVID-19 may be distributed to millions of people worldwide, maximising phenotypic variety as well as the total number of person-years-of-follow-up available in the public realm is vital for ensuring that rare adverse events and contraindications can be anticipated.

As many of these drugs have been used widely for years, there should be substantive information on safety, tolerability and pharmacokinetics available in the public domain, including public trial registries. Yet, whilst the International Committee of Medical Journal Editors (ICMJE) policy requires prospective registration of interventional studies on a WHO primary registry or on ClinicalTrials.gov, the ICMJE does not currently require researchers to report summary results on these registries (12). However, according to the FDA Amendment Act 2007, the responsible party for applicable clinical trials that are registered on ClinicalTrials.gov must report results to a public register within twelve months of the primary completion

date, or in some cases risk a fine of \$11,000 for every day results are delayed (13,14). Failure to share clinical trial results publicly can additionally have far-reaching consequences for health and public expenditure, as illustrated by the widespread stockpiling and prescription of oseltamivir (Tamiflu) during the swine flu outbreak in 2009, despite a lack of evidence on safety and efficacy (15). Clinical trial transparency is therefore vital in order to maximise and unify the sharing of safety information and data on efficacy, during this pandemic and beyond.

Public clinical trial registries are an important tool for transparent collaborative research. On these registries, safety and efficacy data can be uploaded freely, shortly after completion of the study, and protocol and data collection methods are still quality assessed (16,17). In contrast, academic publication may stall for significant periods of time as can be costly and selective, with time-intensive writing and review processes. Furthermore, clinical trial registry data is available free of charge and can be pooled without concern for silent outcome switching or publication bias(18–20). This is especially important during the COVID-19 pandemic, as interest in potential treatments for coronavirus generates even greater incentive than normal for the publication of studies with positive results only. Without rapid sharing of datasets for drugs that may be repurposed for COVID-19, secondary analyses of safety data will be arduous and often incomplete (16,21). This may slow down the biomedical innovation process and could lead to preventable side effects occurring in vulnerable patients if safety information remains missing. As the pharmaceutical pipeline is accelerated to address the COVID-19 pandemic, enhancing clinical trial transparency is more important than ever.

In this study, we aimed to determine the scale of unpublished clinical trial results which may hinder safety reviews of repurposed drugs for COVID-19. We reviewed the number of completed or terminated trials that have not reported results for an extensive, list of medications being repurposed for COVID-19, looking at all previous indications for these drugs. Specifically, we searched for any trial results that have not been made available to the public, with no results published on either the ClinicalTrial.gov registry or in the academic literature.

Methods

The 19 drugs assessed were pirfenidone, hydroxychloroquine, azithromycin, favipiravir, oseltamivir, sarilumab, tocilizumab, remdesivir, leflunomide, interferon-alpha, lopinavir-ritonavir, darunavir-ritonavir, baloxivir marboxil, umifenovir, interferon-beta, sofosbuvir, nitazoxanide, APN01 and ivermectin (Table 1). These drugs were selected based on information found in potential COVID-19 treatment reviews (5,22,23). Synonyms and chemical names for these drugs were taken from pubchem.ncbi.nlm.nih.gov (Appendix 1) (24).

The U.S. clinical trials registry (ClinicalTrials.gov) was searched for all trials that listed these drugs as an intervention, results of the search were downloaded on 4th April 2020 (25). Numbers of trials with and without results on the registry were recorded. For trials without results, trial status was determined (completed, ongoing, suspended, terminated or withdrawn). Trials listing 'primary completion date' in the future were counted as ongoing, if no primary completion date was available then the study completion date was used. Listed trial status was used to identify ongoing, terminated, suspended and withdrawn trials.

For all trials without results on ClinicalTrials.gov, a three-step process was followed between 4th – 27th April 2020 to determine whether results were reported elsewhere through academic publication (Figure 1).

- 1) Publications automatically indexed by NCT number on ClinicalTrials.gov were screened and included based on criteria below. If multiple publications were listed, the earliest dated publication was selected.
- 2) If results were not available on the registry, the clinical trial identifier (NCT number) was used to search and screen academic publications in PubMed.
- 3) If the PubMed search did not retrieve an academic publication, an additional search was conducted in Google Scholar using the following search terms in succession: clinical trial identifier, listed title, intervention name with primary investigator's name. For each search, the first twenty results were screened.

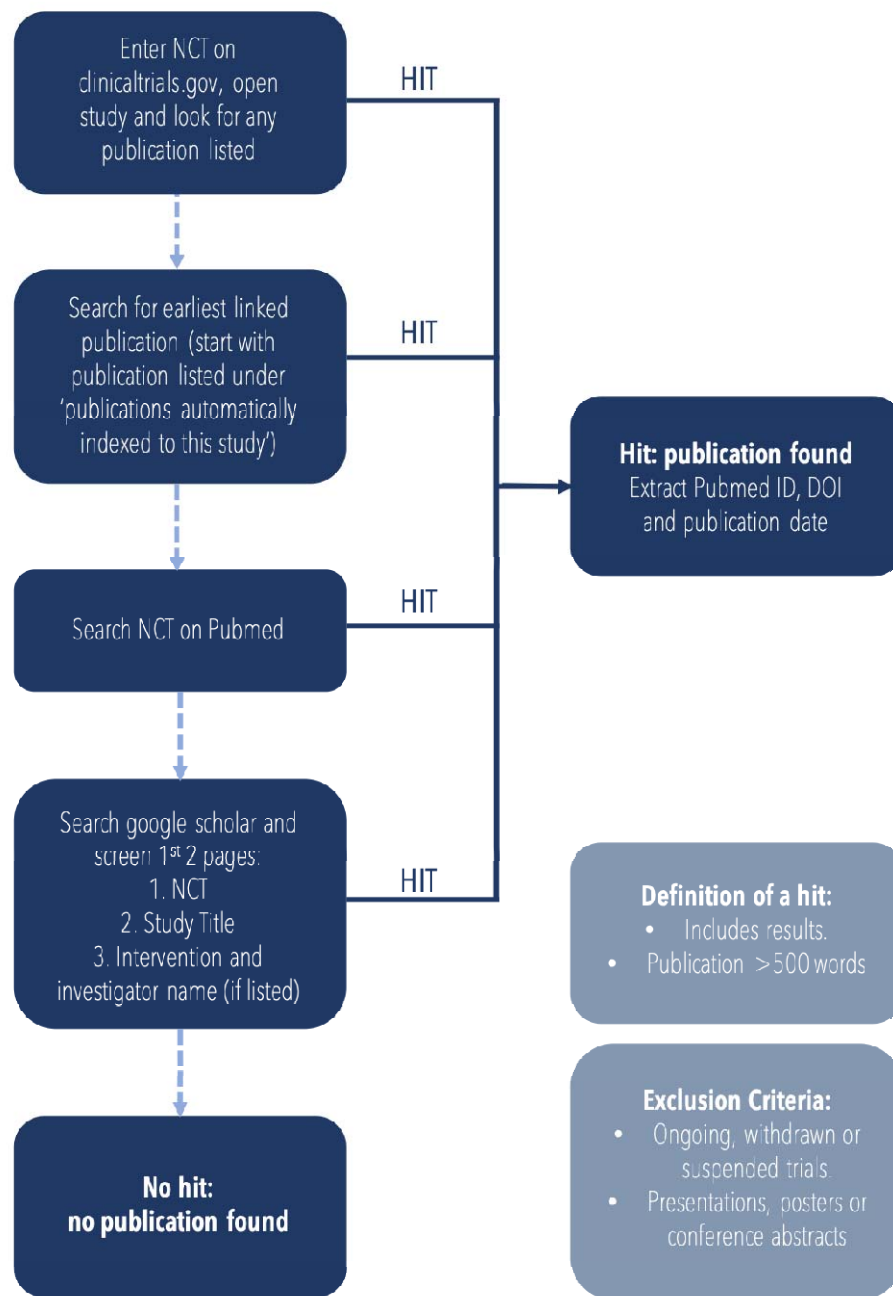


Figure 1: Flow chart describing the methodology used to search for and identify relevant publications for each of the trials listed on CT.gov

If a publication did not include the clinical trial identifier, it was cross-referenced with the primary investigator, study design, intervention and outcomes listed on ClinicalTrials.gov to assess relevance. We excluded publications that had fewer than 500 words, as well as conference abstracts, posters, presentations and non-English texts.

Publications of results were recorded by PMID, DOI and publication date. Trials with results on ClinicalTrials.gov combined with those with a journal publication gave a total number of trials with results where results were found in the public domain. This allowed approximation of registered trials without results.

Additionally, overdue trials were calculated as any completed trial with no result on the registry and a primary completion date before 18th April 2019, 395 days prior to final analysis (1 year + 30-day grace period). This is the standard outlined in the FDAAA 2007 and used as a reference throughout this study despite not all included trials being covered by the law (13). This is also consistent with international ethical standards for timely results dissemination (26).

A second review was conducted by a different researcher on 10% of trials for each drug to check concordance between reviewers. The protocol during the second review remained unchanged and researchers were blinded to the results of the first review. A random number generator was used to select trials for second review. Concordance was calculated by simple percent agreement on a results judgement; above 80% was deemed acceptable from consulting experts and in line with recommendations in the literature (27). Results published between the dates of first and second review (29th April – 9th May 2020) were not counted in the concordance.

Patient and Public Involvement

Patients and the public were not involved in any way in this research.

Results

Nineteen drugs were screened, encompassing a total of 4553 clinical trials registered on ClinicalTrials.gov (Table 1). We excluded 799, with 661 ongoing (primary completion date not passed) and 138 with a trial status of suspended or withdrawn. Figure 2 shows the number of trials found on ClinicalTrials.gov, those excluded from this analysis, and the final results status of all included trials (n=3754). All recorded percentages in text are in relation to the 3754 completed trials, seen in Table 2.

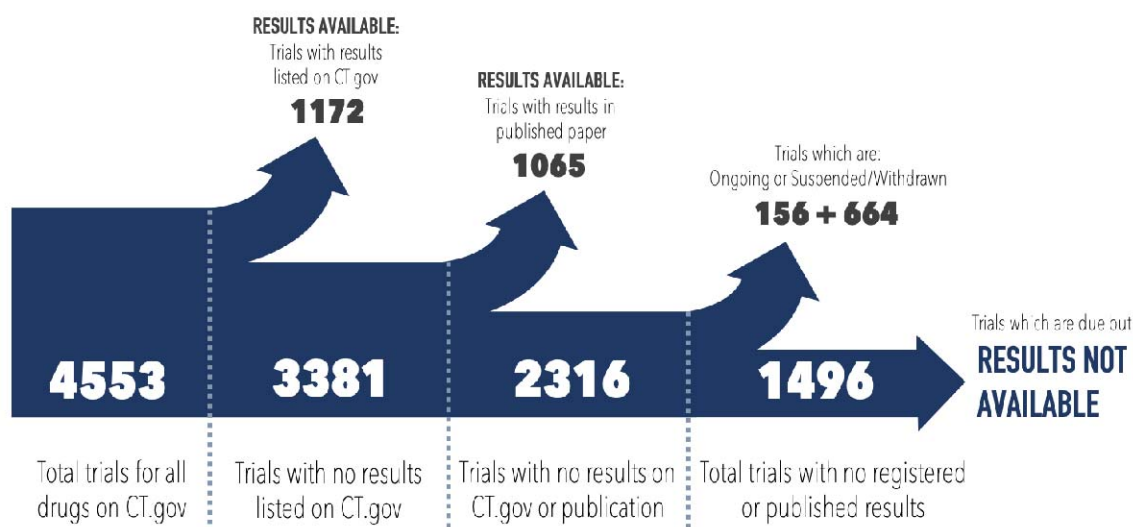


Figure 2: Flow diagram displaying the numbers of registered trials identified on CT.gov and the proportion of these which ultimately have no results available. The number of trials which had results available from various sources or had been withdrawn/suspended or trials for which results were not yet due are also shown.

Table 1: Trials registered to NCT for repurposed drugs, of which ongoing and suspended or withdrawn.

Generic name	Total registered	Ongoing	Suspended/withdrawn
Pirfenidone	86	30 (34.9%)	2 (2.3%)
Hydroxychloroquine sulfate	233	74 (31.8%)	5 (2.1%)
Azithromycin	457	98 (21.4%)	16 (3.5%)
Favipiravir	12	3 (25.0%)	0 (0.0%)
Oseltamivir	127	18 (14.2%)	8 (6.3%)
Sarilumab	37	19 (51.4%)	0 (0.0%)
Tocilizumab (atlizumab)	360	84 (23.3%)	9 (2.5%)
Remdesivir	12	11 (91.7%)	0 (0.0%)
Leflunomide	25	4 (16.0%)	1 (4.0%)
Interferon-alpha	1161	71 (6.1%)	41 (3.5%)

Lopinavir / ritonavir	1015	66 (6.5%)	22 (2.2%)
Darunavir / ritonavir	246	26 (10.6%)	4 (1.6%)
Baloxivir marboxil	9	4 (44.4%)	0 (0.0%)
Umifenovir	10	8 (80.0%)	0 (0.0%)
Interferon-beta	343	43 (12.5%)	15 (4.4%)
Sofosbuvir	261	75 (28.7%)	10 (3.8%)
Nitazoxanide	57	8 (14.0%)	1 (1.8%)
APN01 (ACE2 analogue)	1	0 (0.0%)	0 (0.0%)
Ivermectin	101	19 (18.8%)	4 (4.0%)
TOTALS	4553	661 (14.5%)	138 (3.0%)

In sum, our protocol revealed 2238 (59.6%) completed trials had published results either on the registry or in the academic literature (Table 2). Of these, 1172 (31.2%) completed trials had tabular results on ClinicalTrials.gov (Table 2). A further 1066 (28.4%) completed trials had results from the literature search, but did not report results on ClinicalTrials.gov (Table 2). Across the 19 drugs which may be repurposed for the treatment of COVID-19, 1516 (40.4%) of completed clinical trials listed on ClinicalTrials.gov were missing results. Figure 3 shows the proportions of trial results available on ClinicalTrials.gov, available in the literature, and those with no results available.

Of the 3754 completed studies, 2379 (63.4%) were without results on ClinicalTrials.gov outside of the 395-day timeframe mandated by the FDAAA 2007 (although not all trials may have been covered by the FDAAA 2007). 1008 (26.9%) of these had published results in the academic literature (13).

In the blinded second review of 341 (10%) trials, the same results status was found 83.6% of the time meeting our 80-90% threshold for acceptable concordance in searches.

Table 2: Number of completed trials registered on ClinicalTrials.gov, of which results have been published on ClinicalTrials.gov or in the academic literature.

Generic Name	Completed	Results on NCT	No results; publication	Available result
Pirfenidone	54	18 (33.3%)	20 (37.0%)	38 (70.4%)
Hydroxychloroquine	154	38 (24.7%)	59 (38.3%)	97 (63.0%)
Azithromycin	343	78 (22.7%)	119 (34.7%)	197 (57.4%)
Favipiravir	9	1 (11.1%)	1 (11.1%)	2 (22.2%)
Oseltamivir	101	38 (37.6%)	18 (17.8%)	56 (55.4%)
Sarilumab	18	13 (72.2%)	2 (11.1%)	15 (83.3%)
Tocilizumab (atlizumab)	267	125 (46.8%)	44 (16.5%)	169 (63.3%)
Remdesivir	1	0 (0.0%)	0 (0.0%)	0 (0.0%)
Leflunomide	20	5 (25.0%)	4 (20.0%)	9 (45.0%)
Interferon-alpha	1049	347 (33.1%)	301 (28.7%)	648 (61.8%)
Lopinavir / ritonavir	927	287 (31.0%)	265 (28.6%)	552 (59.5%)
Darunavir / ritonavir	216	73 (33.8%)	66 (30.6%)	139 (64.4%)

Baloxivir marboxil	5	2 (40.0%)	0 (0.0%)	2 (40.0%)
Umifenovir	2	0 (0.0%)	2 (100.0%)	2 (100.0%)
Interferon-beta	285	84 (29.5%)	84 (29.5%)	168 (58.9%)
Sofosbuvir	176	36 (20.5%)	42 (23.9%)	78 (44.3%)
Nitazoxanide	48	11 (22.9%)	12 (25.0%)	23 (47.9%)
APN01 (ACE2 analogue)	1	0 (0.0%)	1 (100.0%)	1 (100.0%)
Ivermectin	78	16 (20.5%)	26 (33.3%)	42 (53.8%)
TOTALS	3754	1172 (31.2%)	1066 (28.4%)	2238 (59.6%)

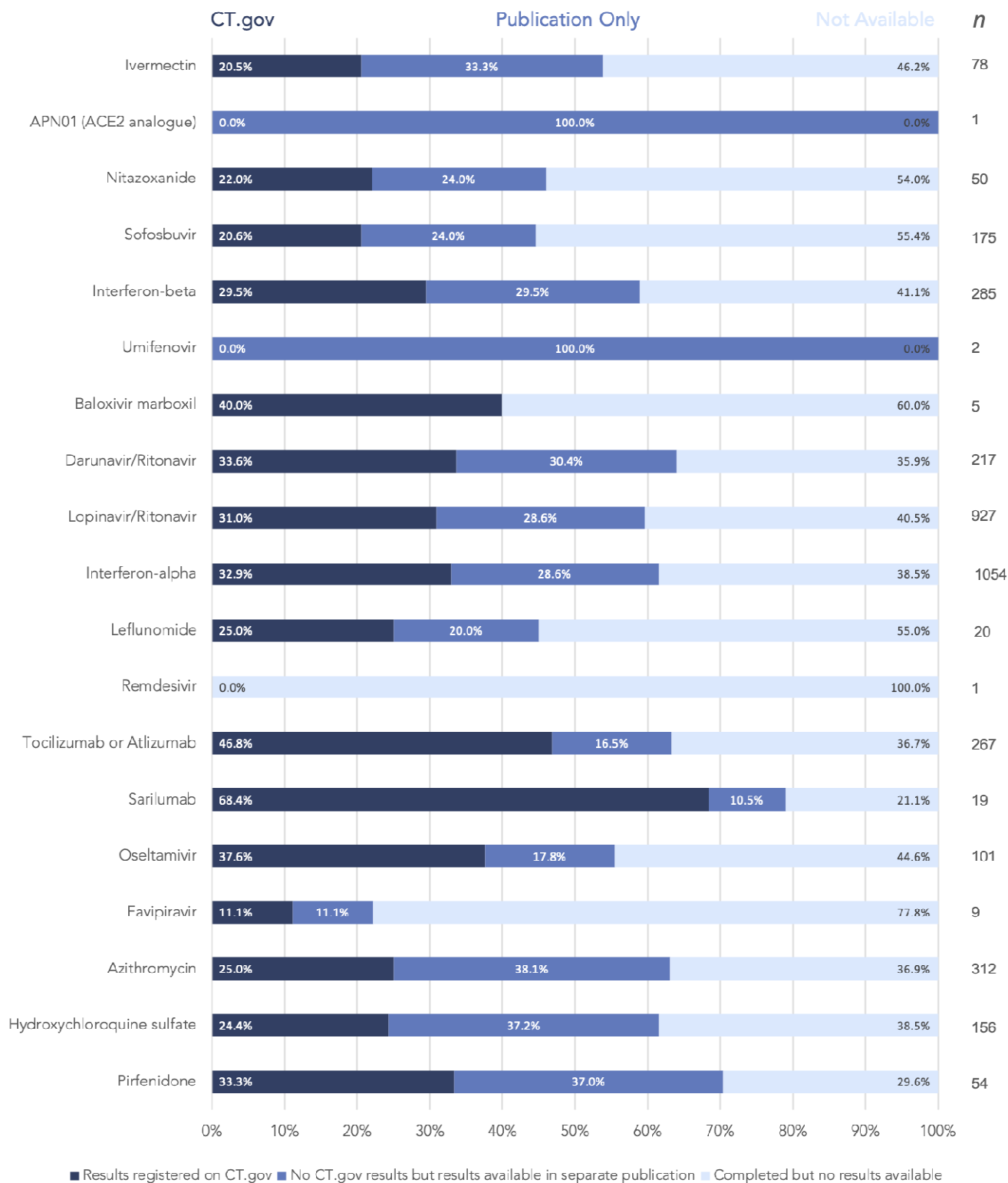


Figure 3: Bar chart displaying the proportion of trial results available across all potential COVID-19 interventions – categorised into those registered fully on CT.gov, those with results available elsewhere and those with no results available.

Discussion

40.4% of the completed clinical trials for drugs that may be repurposed for COVID-19 were not found to report results on either ClinicalTrials.gov or through academic publication (Table 2). This shows a large gap in the evidence base for these drugs, limiting attempts to comprehensively review their safety before potential global distribution for the COVID-19 pandemic.

The 2238 (59.6%) completed studies with available results were comprised of 1172 (31.2%) with results on the registry and 1066 (28.4%) without results on the registry, but with results from a standardised search of the literature (Table 2). Furthermore, 2379 (63.4%) studies without registry results were outside of the 395 day timeframe for results publication as mandated by the FDAAA 2007 (13), although 1008 of these had results published in academic literature (26.9%). Not all trials included in this study are applicable under the FDAAA 2007, but this remains a benchmark for good scientific practice (26). With 40.4% of clinical trial results unavailable for potential COVID-19 treatments, the data for clinical decision making regarding the safety of these therapeutics are limited. If any drug with an incomplete evidence base is used during the pandemic, even in compassionate use programmes, there is a risk of avoidable harm being done because of missing adverse safety data. A knowledge gap was revealed for drugs which have had extensive media coverage such as hydroxychloroquine (37.0% without results), favipiravir (77.8%) and lopinavir (40.5%) (28–30). These drugs are currently being used in COVID-19 patients or trials across the globe, sometimes in novel regimens and doses (7,31,32). Clinicians have few treatment options available, but with greater transparency and proactiveness from clinical trial sponsors regarding the posting of trial results, there would be less risk of unforeseen adverse outcomes, especially in the treatment of mild-moderate COVID-19 as in the PIONEER trial (31).

Public health decision-makers, guideline developers, clinicians and patients rely on clinical trials, systematic reviews and meta-analyses to inform treatment. Evidence gaps and publication bias therefore influence clinical practice and drug usage worldwide, particularly in a treatment landscape as changeable as the COVID-19 pandemic. If clinical decisions are based on incomplete evidence, this can result in avoidable morbidity and mortality if unsafe drugs or ineffective treatments are given on a large scale. Sponsors and researchers alike also carry an ethical responsibility towards clinical trial participants, who consent to participate in research in order to contribute to scientific understanding and improved clinical practice, to make results publicly available (33). Clinical trial results that are not made available publicly do not fulfil this expectation, betraying the trust of participants who may have given up time and health for the benefit of science. Missing evidence also impacts the direction of future research, which is informed by the existing available body of literature.

Our study reveals an important knowledge gap regarding pharmaceuticals potentially being repurposed for COVID-19. However, the proportion of studies with results available in the academic literature is an approximation and there are several limitations to our study. Our trial population was limited only to those registered on ClinicalTrials.gov. While ClinicalTrials.gov is the largest registry in the world, with over 340,000 registrations as of writing, additional trials on these therapies may have been registered elsewhere. However, it is unclear if these would be expected to report at a different rate than those registered to ClinicalTrials.gov. Our strategy for locating publications included only those listed on

ClinicalTrials.gov and identified through searches on PubMed and Google Scholar, open resources that should cover a majority of published clinical research. While including proprietary databases like Scopus or Ovid may have located some additional publications, we do not believe this would have substantially impacted our overall results (34). Additionally, trials that were not registered at all or published in non-English language journals without inclusion of the NCT number would not have been captured by our methodology. Searcher heterogeneity and difficulty identifying results publication in the academic literature limits accuracy in any manual publication search, however, our search strategy was standardised and produced a high level of agreement between assessors in a check of a 10% random sample (83.6%). However, the discordance present between reviewers only illuminates the inherent difficulties in finding results for the drugs in question, especially if the trial ID number was not included in line with CONSORT standards (35).

Our findings add to the existing evidence of the dearth of clinical trial reporting on public registries. This analysis investigated clinical trials of drugs currently being considered for use for COVID-19. However, given the diversity of drug classes included in this report, findings are likely to be representative of many pharmaceuticals. This presents a major problem for researchers attempting to summarise safety and efficacy by pooling trial data (36). Since academic publications often summarise key findings only, secondary research efforts are impinged. ClinicalTrials.gov provides a forum to share complete safety and efficacy data reports, as well as facilitating consistent data reporting in a timely manner (16,17). Prior research has shown that results reported to ClinicalTrials.gov were often more complete, especially for safety data, when compared to matched journal publications (18–20). However, this depends on researchers registering trials and uploading results in a timely manner, within twelve months of the primary completion date.

The International Committee of Medical Journal Editors (ICMJE) and the editorial offices of medical journals could play an important role in improving the lack of timely results posting on clinical trial registries by demanding submission of a link to summary results on public registries before academic publication, although this may mean that the publication bias of positive, ‘publishable’ results may trickle down to reporting on public registries as well. Furthermore, public funders and institutional publication funds could demand that trial sponsors post their results before allocating funding for academic publication. These funding bodies could also deny individual sponsors funding if they have in the past violated clinical trial reporting rules (37). At the very least, journals should conform to the CONSORT statement in ensuring that registry IDs are clearly indicated in the abstract, full-text, and meta-data of published clinical trials in order to promote easier discoverability and record linkage between registries and publications (35). Finally, clinical trial sponsors, such as universities, hospitals, public research institutions, and pharmaceutical companies, should themselves work towards improving their institutional clinical trial reporting performance by making use of available resources that provide detailed step-by-step instructions as to how to go about this task (14). Especially during the COVID-19 pandemic, it is of great importance that trial sponsors release summary results on these registries retrospectively to inform decision making around existing treatments being re-purposed for COVID-19.

Overall, our findings reveal a significant evidence gap for the safety of drugs being repurposed for COVID-19. This uncertainty could cause a large burden of extra morbidity in the global pandemic. We

recommend caution in experimental drug use for non-severe disease and urge trial sponsors to report missing results retrospectively. Medicine during the COVID-19 pandemic cannot be evidence-based if a large proportion of the evidence is missing.

Author Contributions

FR and TP conceptualised the study, devised the methodology, and coordinated the research team. SK recruited the research team. All authors were involved in data collection and analysis, and contributed to the final manuscript.

Acknowledgements

We are very grateful for the help of 18 research assistants that helped with compiling the data for this study: Helen Woodward, Joshua Card-Gowers, Joshua Lucas, Sultan Hussein, Mina Aries, Spatikha Sitaram, Holly Melvin, Lauren Hargreaves, Stefano Santorini, Frances Kenworthy, Khalifa Saif Elyazal Ali, Maymunah Malik, Shiron Rajendran, Oliver Wright, Catherine Dominic, Holly Beckett, Tricia Tay and Daphne Lenz.

We are also thankful for the comments of Till Bruckner, Peter Grabitz, and Nicholas DeVito on the draft protocol.

Data Sharing Statement

Data is publicly available from the U.S. National Library of Medicine (<https://clinicaltrials.gov/ct2/home>).

Licence Statement

I, the Submitting Author has the right to grant and does grant on behalf of all authors of the Work (as defined in the below author licence), an exclusive licence and/or a non-exclusive licence for contributions from authors who are: i) UK Crown employees; ii) where BMJ has agreed a CC-BY licence shall apply, and/or iii) in accordance with the terms applicable for US Federal Government officers or employees acting as part of their official duties; on a worldwide, perpetual, irrevocable, royalty-free basis to BMJ Publishing Group Ltd ("BMJ") its licensees and where the relevant Journal is co-owned by BMJ to the co-owners of the Journal, to publish the Work in BMJ Open and any other BMJ products and to exploit all rights, as set out in our licence.

The Submitting Author accepts and understands that any supply made under these terms is made by BMJ to the Submitting Author unless you are acting as an employee on behalf of your employer or a postgraduate student of an affiliated institution which is paying any applicable article publishing charge ("APC") for Open Access articles. Where the Submitting Author wishes to make the Work available on an Open Access basis (and intends to pay the relevant APC), the terms of reuse of such Open Access shall be governed by a Creative Commons licence – details of these licences and which Creative Commons licence will apply to this Work are set out in our licence referred to above.

References

1. COVID-19 Map - Johns Hopkins Coronavirus Resource Center.
2. Xuan Y. Initial clinical results announced for favipiravir treatment of novel coronavirus pneumonia - viral clearance in four days. (Chinese). Biodiscover. 2020.
3. Wang M, Cao R, Zhang L, Yang X, Liu J, Xu M, et al. Remdesivir and chloroquine effectively inhibit the recently emerged novel coronavirus (2019-nCoV) in vitro. Vol. 30, Cell Research. Springer Nature; 2020. p. 269–71.
4. Kalil AC. Treating COVID-19 - Off-Label Drug Use, Compassionate Use, and Randomized Clinical Trials during Pandemics. JAMA - Journal of the American Medical Association. American Medical Association; 2020.
5. Sanders JM, Monogue ML, Jodlowski TZ, Cutrell JB. Pharmacologic Treatments for Coronavirus Disease 2019 (COVID-19): A Review. JAMA. 2020 Apr;
6. Vincent, Andrea L. EUA Hydroxychloroquine sulfate Health Care Provider Fact Sheet - Emergency Use Authorisation (EUA). 2020 Apr.
7. Magagnoli J, Narendran S, Pereira F, Cummings T, Hardin JW, Sutton SS, et al. Outcomes of hydroxychloroquine usage in United States veterans hospitalized with Covid-19. medRxiv. 2020 Apr;2020.04.16.20065920.
8. Borba MGS, Val FFA, Sampaio VS, Alexandre MAA, Melo GC, Brito M, et al. Effect of High vs Low Doses of Chloroquine Diphosphate as Adjunctive Therapy for Patients Hospitalized With Severe Acute Respiratory Syndrome Coronavirus 2 (SARS-CoV-2) Infection. JAMA Netw Open. 2020 Apr;3(4.23):e208857.
9. Khan JM, Beevers DG. Management of hypertension in ethnic minorities. Vol. 91, Heart. BMJ Publishing Group; 2005. p. 1105–9.
10. Venter WDF, Moorhouse M, Sokhela S, Fairlie L, Mashabane N, Masenya M, et al. Dolutegravir plus Two Different Prodrugs of Tenofovir to Treat HIV. N Engl J Med. 2019 Jul;NEJMoa1902824.
11. Pepperrell T, Hill A, Moorhouse M, Clayden P, McCann K, Sokhela S, et al. Phase 3 trials of new antiretrovirals are not representative of the global HIV epidemic. J virus Erad. 2020;6(2):70–3.
12. ICMJE | About ICMJE | Clinical Trials Registration.
13. FDAAA 801 and the Final Rule - ClinicalTrials.gov.
14. Bruckner T. Achieving excellence in clinical trial reporting - BIH QUEST Center report. 2020.
15. Tamiflu and Relenza: getting the full evidence picture | Cochrane.
16. To Help Develop The Safest, Most Effective Coronavirus Tests, Treatments, And Vaccines, Ensure Public Access To Clinical Research Data | Health Affairs.
17. ClinicalTrials.gov. ClinicalTrials.gov Protocol Registration and Document Upload Quality Control Review Criteria. 2018.
18. Tang E, Ravaud P, Riveros C, Perrodeau E, Dechartres A. Comparison of serious adverse events posted at ClinicalTrials.gov and published in corresponding journal articles. BMC Med [Internet]. 2015 Aug 14 [cited 2020 May 28];13(1):189. Available from: <http://bmcmmedicine.biomedcentral.com/articles/10.1186/s12916-015-0430-4>
19. Riveros C, Dechartres A, Perrodeau E, Haneef R, Boutron I, Ravaud P. Timing and Completeness of Trial Results Posted at ClinicalTrials.gov and Published in Journals. Dickersin K, editor. PLoS Med [Internet]. 2013 Dec 3 [cited 2020 May 28];10(12):e1001566. Available from: <https://dx.plos.org/10.1371/journal.pmed.1001566>
20. Hartung DM, Zarin DA, Guise JM, McDonagh M, Paynter R, Helfand M. Reporting discrepancies between the ClinicalTrials.gov results database and peer-reviewed publications. Ann Intern Med. 2014 Apr 1;160(7):477–83.
21. Pilkington V, Pepperrell T, Hill A. A review of the safety of favipiravir – a potential treatment in the COVID-19 pandemic? J Virus Erad. 2020;6(2):45.
22. Li G, De Clercq E. Therapeutic options for the 2019 novel coronavirus (2019-nCoV). Vol. 19, Nature reviews. Drug discovery. NLM (Medline); 2020. p. 149–50.
23. Rismanbaf A. Potential Treatments for COVID-19; a Narrative Literature Review. Arch Acad Emerg Med. 2020;8(1):e29.
24. PubChem.
25. Home - ClinicalTrials.gov.
26. WHO Statement on Public Disclosure of Clinical Trial Results Background [Internet]. [cited 2020 May 28]. Available from: www.consort-statement.org
27. McHugh ML. Interrater reliability: The kappa statistic. Biochem Medica. 2012;22(3):276–82.
28. Yamey G, Gonsalves G. Donald Trump: A political determinant of covid-19. Vol. 369, The BMJ. BMJ Publishing Group; 2020.
29. Japanese flu drug “clearly effective” in treating coronavirus, says China | World news | The Guardian.
30. Positive results from initial lopinavir-ritonavir COVID-19 clinical trial.

31. PIONEER study tests treatments for mild to moderate COVID-19 — Chelsea and Westminster Hospital NHS Foundation Trust.
32. Cao B, Wang Y, Wen D, Liu W, Wang J, Fan G, et al. A Trial of Lopinavir–Ritonavir in Adults Hospitalized with Severe Covid-19. *N Engl J Med*. 2020 May;382(19):1787–99.
33. WMA Declaration of Helsinki – Ethical Principles for Medical Research Involving Human Subjects – WMA – The World Medical Association.
34. Martín-Martín A, Orduna-Malea E, Thelwall M, Delgado López-Cózar E. Google Scholar, Web of Science, and Scopus: A systematic comparison of citations in 252 subject categories. *J Informetr*. 2018 Nov 1;12(4):1160–77.
35. Schulz KF, Altman DG, Moher D. CONSORT 2010 Statement: Updated guidelines for reporting parallel group randomised trials. *BMJ*. 2010 Mar 27;340(7748):698–702.
36. Song F, Parekh S, Hooper L, Loke YK, Ryder J, Sutton AJ, et al. Dissemination and publication of research findings: An updated review of related biases. *Health Technol Assess (Rockv)*. 2010;14(8):1–220.
37. Knowles RL, Ha KP, Mueller J, Rawle F, Parker R. Challenges for funders in monitoring compliance with policies on clinical trials registration and reporting: Analysis of funding and registry data in the UK. *BMJ Open*. 2020 Feb 17;10(2):e035283.

APPENDIX

Generic Name	Search Terms
Pirfenidone	Pirfenidone OR Esbriet OR Pirespa OR Etuary
Hydroxychloroquine sulfate	Hydroxychloroquine OR Plaquenil OR Hydroquin OR Axemal OR Dolquine or Quensyl or Quinoric
Azithromycin	Azithromycin OR zithromax OR AzaSite OR Zmax.
Favipiravir	Favipiravir OR Avigan OR T-705
Oseltamivir	Oseltamivir OR oseltamivir phosphate OR tamiflu OR GS-4104
Sarilumab	Surilumab OR Kevzara
Tocilizumab (Atlizumab)	Actemra OR Tocilizumab OR Atlizumab
Remdesivir	Remdesivir OR GS-5734
Leflunomide	Leflunomide OR arava OR SU101
Interferon-alpha	IFN-A OR interferon alpha
Lopinavir/Ritonavir	Kaletra OR lopinavir OR ritonavir or navir
Darunavir/Ritonavir	Prezista OR Darunavir OR TMC 114.
Baloxivir marboxil	Baloxavir marboxil OR UNII-505CXM6OHG OR 505CXM6OHG OR 1985606-14-1 OR xofluza
Umifenovir	Umifenovir OR arbidol OR AR-119514 OR UNII-93M09WW4RU OR 131707-25-0
Interferon-beta	Interferon-Beta OR ampligen OR Betaseron OR betaferon OR BAY86-5046 OR Interferon beta-1b OR IFN-Beta
Sofosbuvir	SOFOSBUVIR OR PSI-7977 OR 1190307-88-0 OR SOVALDI OR GS-7977
Nitazoxanide	Nitazoxanide Oral Suspension OR Nitazoxanide OR Alinia OR 55981-09-4 OR Nitazoxamide OR Daxon
APN01 (ACE2 analogue)	APN01
Ivermectin	IVERMECTIN OR Ivermectin B1a OR Dihydroavermectin B1a OR 22,23-Dihydroavermectin B1a OR ivermectin H2B1a OR UNII-91Y220OUW OR CHEBI:63941

Appendix 1: Intervention clinicaltrials.gov search terms by generic name of drug