

Mortality and use of angiotensin converting enzyme inhibitors in Covid 19 disease – a systematic review.

José Pedro L. Nunes ^{1,2}

1. Faculdade de Medicina, Universidade do Porto, Porto, Portugal

2. Department of Cardiology, Centro Hospitalar Universitário São João, Porto, Portugal

Correspondence: JPL Nunes, associate professor, Faculdade de Medicina, Universidade do Porto, Alameda Prof. Hernani Monteiro, 4200 Porto, Portugal. (orcid.org/0000-0001-6739-0304) jplnunes@med.up.pt

Abstract

Background. Interest exists concerning the use of angiotensin converting enzyme inhibitors (ACEi) in patients with Covid-19 disease.

Objectives. To perform a systematic review on mortality associated to the use of ACEi in patients with Covid 19 disease.

Methods. Search in Medline (PubMed) and in ISI Web of Knowledge; use of other sources.

Results. A total of 19 articles were evaluated. Four studies were selected and used to produce the meta-analyses. These four studies involved a total number of 1.423 patients treated with ACEi and 11.868 not treated with ACEi. Significant heterogeneity was seen concerning mortality associated to the use of ACEi in the context of Covid-19 disease. One report showed significantly decreased mortality associated to ACEi use, but this finding was not confirmed by the three other studies. No significant difference in mortality was seen in the meta-analysis (ACEi users versus non-users; random effects; odds ratio, 0.93; 95% confidence interval [CI], 0.44 to 1.94; P=0.84). When compared to mortality in patients treated with angiotensin receptor blockers, mortality of patients treated with ACEi was not significantly different, although a trend was noted to exist (odds ratio, 0.74; 95% confidence interval [CI], 0.41 to 1.34; P=0.32). The population studied in the report showing decreased mortality associated to ACEi use had a mean age under 50 years, whereas two other reports had a mean or median patient age over 60 years.

Conclusions. The data now presented argue in favor of carrying out clinical trials studying ACEi in Covid-19 patients, to explore the hypothesis that ACEi use has a protective effect in populations with a mean age under 50 years, but not necessarily in those with a mean age over 60 years.

Key Words: Mortality; angiotensin converting enzyme inhibitors; Covid-19; systematic review.

Introduction

An epidemic of viral disease caused by a new Coronavirus, Sars-Cov-2, is currently underway in most regions of the world. There is interest concerning angiotensin converting enzyme inhibitors (ACEi) use in this context, since the virus appears to interact with the angiotensin converting enzyme type 2 (ACE2) ¹.

Although ACEi and angiotensin receptor blockers are sometimes evaluated together, they do not have a common mechanism of action, and there are data indicating that they may not share clinical results in the context of the current Sars-Cov-2 epidemic ².

In the present report, a systematic review was carried out, looking at published reports studying the association between ACEi use and mortality in patients with Covid-19, the disease caused by the new Coronavirus. The aim of the study was to use currently available data to tentatively evaluate if a relation exists between ACEi use and patient mortality in this context.

Methods

Search strategy

The study started with a search on Medline (PubMed) database, using the query “Covid-19” AND “ACE inhibitor” AND “mortality”. The search took place on May 9, 2020, and no articles were excluded based on publication date. The query resulted in 4 articles being found. A further search was carried out in a second database, ISI Web of Knowledge, with the same query, in the same date, yielding 2 articles (Figure 1, prepared in accordance with the Preferred Reporting Items for Systematic Reviews and Meta-Analyses statement). Further additional studies were identified in other relevant sources (Figure 1).

Inclusion criteria

Only human studies with original data were included.

Exclusion criteria

Excluded were: mechanistic studies; animal studies; case reports; editorials; review papers; study protocols; duplicate studies, if found; systematic reviews and/or meta-analyses; guidelines; genetic or pathological studies.

Statistical analysis

Meta-analysis was carried out by using the Comprehensive Meta-analysis Software, V.2.0 (Biostat, New Jersey, USA). Random-effects analyses were carried out, given the considerable heterogeneity of the data. Mortality was the only parameter under study, and the odds ratio was calculated. A level of significance of 0.05 was used.

Quality assessment of studies and data extraction

Global article quality assessment was carried out according to the method used by Haffar *et al.*, concerning the articles used for the meta-analyses³.

Results

A total of 19 articles were identified and selected for further study. One report had no fatalities in one of the groups, making these data unsuitable to be used by the meta-analysis software⁴. One further report did not include the number of deaths⁵. A British report lacked specific data on ACEi⁶. Other articles also failed to include the data of interest for the present purpose^{7,8} - and this was the only reason to exclude reports from entering meta-analyses.

Four studies were used to produce the meta-analyses^{2,9-11} (Figure 2). These four studies involved a total number of 1.423 patients treated with ACEi and 11.868 not treated with ACEi. The main results concerning ACEi use and mortality are presented in Table 1.

Significant heterogeneity was seen concerning mortality associated to the use of ACEi in the context of Covid-19 disease. One report showed decreased mortality associated to ACEi use, but this finding was not confirmed by the three other studies. No significant difference in mortality was

seen in the meta-analysis (random effects; odds ratio, 0.93; 95% confidence interval [CI], 0.44 to 1.94; $P=0.84$; I squared 90.72; Figure 2).

When compared to mortality in patients treated with angiotensin receptor blockers, mortality of patients treated with ACEi was not significantly different, although a trend was noted to exist (odds ratio, 0.74; 95% confidence interval [CI], 0.41 to 1.34; $P=0.32$, I squared 78.7) (Figure 3).

The population studied in the report showing decreased mortality associated to ACEi use had a mean age under 50 years, whereas two reports had a mean or median patient age over 60 years (Table 1). Overall mortality also differed substantially when the four reports were compared, with mortality rates of 5.78% and 20.99% as extreme values (Table 1).

The four reports used for the meta-analyses were evaluated for global quality, and the results are presented in the Supplementary Table ³.

Discussion

In the present report, a systematic review was carried out concerning the use of ACEi and a possible association to a change in mortality in Covid-19 disease. Only observational reports were found, with no clinical trial data. Until further data are available, it can be said that ACEi use has not been shown to increase mortality in the setting of Covid-19 disease.

As shown in Figure 2, the larger report to date, by Mehra *et al.*, shows a significant decrease in mortality in association to ACEi use – unlike what happens in the same report with the use of angiotensin receptor blockers ². Among reports describing favorable results for ACEi in the context of Covid-19, Ip *et al.* also stated that mortality rates were lower for hypertensive patients prescribed ACEi ⁵.

Rossi *et al.* indicate a numerical increase in mortality with previous ACEi use, although the authors carried out a data adjustment for age, sex and Charlson Comorbidity Index, and state that “previous use of ACE inhibitors has no effect on risk of death (HR 0.97, 95% CI 0.69 to 1.34)”

¹¹. Richardson *et al.* also show a numerical increase in mortality with ACEi use ¹⁰. The reports

published so far have conflicting results, and the reasons for the different results are not clear for the moment, but they could include differences in the study methods and/or in the studied populations ¹² (perhaps also differences in previous exposures to a Coronavirus).

Donoghue *et al.* showed that conversion of angiotensin I to angiotensin 1-9 by ACE2 was not inhibited by either lisinopril or captopril ¹³. Tipnis *et al.* reported similar results ¹⁴. Shahid *et al.* hypothesize that hydrogen bonds are formed between between ACE2 and either ACEi or angiotensin receptor blockers ¹⁵, whereas Lobo-Galo *et al.* hypothesize that captopril is a potential ligand for the SARS-CoV-2 main protease (3CLpro) ¹⁶. Angiotensin I has a molecular weight of 1296.5 g/mol, corresponding to a molecular formula C₆₂H₈₉N₁₇O₁₄ (PubChem Database). Angiotensin I is therefore several orders of magnitude smaller than a Coronavirus. It may happen that ligands (such as ACEi molecules) that are unable to impede the enzymatic action of ACE2 may nevertheless be able to decrease the binding of a much larger structure, as is the case of a coronavirus. This hypothesis could help to explain at least part of the data by Mehra *et al.* ² or of Ip *et al.* ⁵.

The age difference seen in the populations studied by the various authors could modulate the effects of ACEi use in this context. Aging is associated to an increased low grade chronic inflammatory state ¹⁷, decreased muscle mass, increased adiposity and a state of immune dysregulation. Changes in multiple mechanisms have been seen with aging, resulting in inflammation ¹⁷. Both tumor necrosis factor-alpha and interleukin-6 have been shown to predict mortality in the elderly ¹⁸. In Covid-19 disease, an increase in inflammatory mediators is seen in patients with more severe disease ¹⁹. Increasing age is a known major factor for mortality in Covid-19 disease ^{2,19}.

The present data lead to the hypothesis that ACEi use could act as a protective factor in younger Covid-19 patients, but not in older patients, perhaps with a background of low grade inflammation and immune dysregulation – a hypothesis perhaps to be explored in clinical trials. Stated in other

terms, the possible protective effect of ACEi in this context could be limited to younger populations with not very high mortality rates and not to older patient populations with high or very high mortality rates.

Limitations

Limitations of the present report are very important. Not only are all the data reviewed of an observational character, but significant heterogeneity exists when the different reports are compared (as shown in Table 1). Several types of bias could exist in the reports under study.

Conclusions

In conclusion, significant heterogeneity was seen in observational reports concerning the use of ACEi and patient mortality in the context of Covid-19 disease. For the moment, it would appear reasonable not to withdraw ACEi from patients currently treated with these drugs. The data now presented argue in favor of carrying out clinical trials studying ACEi in Covid-19 patients, perhaps to explore the hypothesis that ACEi use has a protective effect in populations with a mean age under 50 years, but not necessarily in those with a mean age over 60 years and with high or very high mortality rates.

Funding information. No funding received for the preparation of this text.

Conflict of interest statement. None to report.

References

1. Hoffmann M, Kleine-Weber H, Schroeder S, et al. SARS-CoV-2 Cell Entry Depends on ACE2 and TMPRSS2 and Is Blocked by a Clinically Proven Protease Inhibitor. *Cell* 2020;181:271-80.e8.
2. Mehra MR, Desai SS, Kuy S, Henry TD, Patel AN. Cardiovascular Disease, Drug Therapy, and Mortality in Covid-19. *New England Journal of Medicine* 2020.
3. Haffar S, Shalimar, Kaur RJ, et al. Acute liver failure caused by hepatitis E virus genotype 3 and 4: A systematic review and pooled analysis. *Liver Int* 2018;38:1965-73.
4. Meng J, Xiao G, Zhang J, et al. Renin-angiotensin system inhibitors improve the clinical outcomes of COVID-19 patients with hypertension. *Emerging Microbes & Infections* 2020;9:757-60.
5. Ip A, Parikh K, Parrillo JE, et al. Hypertension and Renin-Angiotensin-Aldosterone System Inhibitors in Patients with Covid-19. *medRxiv* 2020:2020.04.24.20077388.
6. Bean D, Kraljevic Z, Searle T, et al. ACE-inhibitors and Angiotensin-2 Receptor Blockers are not associated with severe SARS- COVID19 infection in a multi-site UK acute Hospital Trust. *medRxiv* 2020:2020.04.07.20056788.
7. Reynolds HR, Adhikari S, Pulgarin C, et al. Renin–Angiotensin–Aldosterone System Inhibitors and Risk of Covid-19. *New England Journal of Medicine* 2020.
8. Mancía G, Rea F, Ludergnani M, Apolone G, Corrao G. Renin–Angiotensin–Aldosterone System Blockers and the Risk of Covid-19. *New England Journal of Medicine* 2020.
9. Li J, Wang X, Chen J, Zhang H, Deng A. Association of Renin-Angiotensin System Inhibitors With Severity or Risk of Death in Patients With Hypertension Hospitalized for Coronavirus Disease 2019 (COVID-19) Infection in Wuhan, China. *JAMA Cardiology* 2020.
10. Richardson S, Hirsch JS, Narasimhan M, et al. Presenting Characteristics, Comorbidities, and Outcomes Among 5700 Patients Hospitalized With COVID-19 in the New York City Area. *JAMA* 2020.
11. Giorgi Rossi P, Marino M, Formisano D, Venturelli F, Vicentini M, Grilli R. Characteristics and outcomes of a cohort of SARS-CoV-2 patients in the Province of Reggio Emilia, Italy. *medRxiv* 2020:2020.04.13.20063545.
12. Bunyavanich S, Do A, Vicencio A. Nasal Gene Expression of Angiotensin-Converting Enzyme 2 in Children and Adults. *JAMA* 2020.
13. Donoghue M, Hsieh F, Baronas E, et al. A Novel Angiotensin-Converting Enzyme–Related Carboxypeptidase (ACE2) Converts Angiotensin I to Angiotensin 1-9. *Circulation Research* 2000;87:e1-e9.
14. Tipnis SR, Hooper NM, Hyde R, Karran E, Christie G, Turner AJ. A Human Homolog of Angiotensin-converting Enzyme: cloning and functional expression as a captopril-insensitive carboxypeptidase. *Journal of Biological Chemistry* 2000;275:33238-43.
15. Shahid SMA, Kausar MA, Khalid MA, et al. Analysis of binding properties of angiotensin-converting enzyme 2 through in silico molecular docking. *Journal of Experimental Zoology, India* 2018;21:559-63.
16. Lobo-Galo N, Terrazas-López M, Martínez-Martínez A, Díaz-Sánchez ÁG. FDA-approved thiol-reacting drugs that potentially bind into the SARS-CoV-2 main protease, essential for viral replication. *Journal of Biomolecular Structure and Dynamics* 2020:1-9.
17. Chung HY, Kim DH, Lee EK, et al. Redefining Chronic Inflammation in Aging and Age-Related Diseases: Proposal of the Senoinflammation Concept. *Aging Dis* 2019;10:367-82.
18. Bruunsgaard H, Ladelund S, Pedersen AN, Schroll M, Jørgensen T, Pedersen BK. Predicting death from tumour necrosis factor-alpha and interleukin-6 in 80-year-old people. *Clin Exp Immunol* 2003;132:24-31.
19. Huang C, Wang Y, Li X, et al. Clinical features of patients infected with 2019 novel coronavirus in Wuhan, China. *Lancet* 2020;395:497-506.

Authors	Population	ACEi users	Non ACEi users	ARB users
Mehra et al.	Observational database from 169 hospitals in Asia (18.2% of patients), Europe (64,6% of patients), and North America (17.2% of patients). Data from 8910 patients with Covid-19 for whom discharge status was available at the time of the analysis. Mean age 49 years (standard deviation 16 years). Overall mortality: 5.78%. Criterion: cardiovascular drug therapy recorded at the time of hospital admission.	770 ACE1 users. 754 survivors; 16 non-survivors.	8140 non-ACEi users. 7641 survivors; 499 non-survivors.	556 ARB users. 518 survivors; 38 non survivors.
Li et al.	Observational single-center case series of the 1178 hospitalized patients with COVID-19 infections at the Central Hospital of Wuhan, China, from January 15 to March 15, 2020. Data reported for 362 patients with arterial hypertension. Median age 55.5 years (interquartile range, 38-67 years). Overall mortality: 11.03% (21.27% for patients with arterial hypertension). Criterion: use of drugs at the time of admission that continued through hospitalization.	35 ACEi users. 28 survivors; 7 non-survivors.	327 non-ACEi users. 257 survivors; 70 non-survivors.	83 ARB users. 68 survivors; 15 non-survivors.
Richardson et al.	Observational case series of 5700 patients with COVID-19 admitted to 12 hospitals in New York. Median age 63 years, (interquartile range 52-75 years). Data reported for patients with arterial hypertension. Overall mortality: 20.99% (28.11% for patients with arterial hypertension). Criterion: home medication at admission.	168 ACEi users. 113 patients discharged; 55 non-survivors.	1198 Non-ACEi users. 869 patients discharged; 329 non-survivors.	245 ARB users. 170 patients discharged; 75 non-survivors.

Rossi et al.	Observational study of all 2653 symptomatic patients who tested positive for SARS-CoV-2 from February 27 to April 2, 2020 in the province of Reggio Emilia. Mean age 63.2 years. Overall mortality: 8.18%. Criterion: use of drugs in previous year.	450 ACEi users. 56 non-survivors.	2203 Non-ACEi users. 161 non-survivors.	368 ARB users. 52 non-survivors.
Meng et al.	Observational study of 476 patients recruited from January 1 to February 15, 2020 at three hospitals in Wuhan, Shanghai and Anhui. Median age of analyzed subjects 64.5 years (interquartile range, 55.8–69.0 years). Data from 42 patients receiving antihypertensive therapy. Overall mortality: 2.38%.	2 ACEi users. 0 non-survivors.	40 non-ACEi users. 1 non-survivor.	14 ARB users. 0 non-survivors.

Table 1. Major data from the selected papers. ACEi – angiotensin converting enzyme inhibitors. ARB – angiotensin receptor blockers. For references see text.

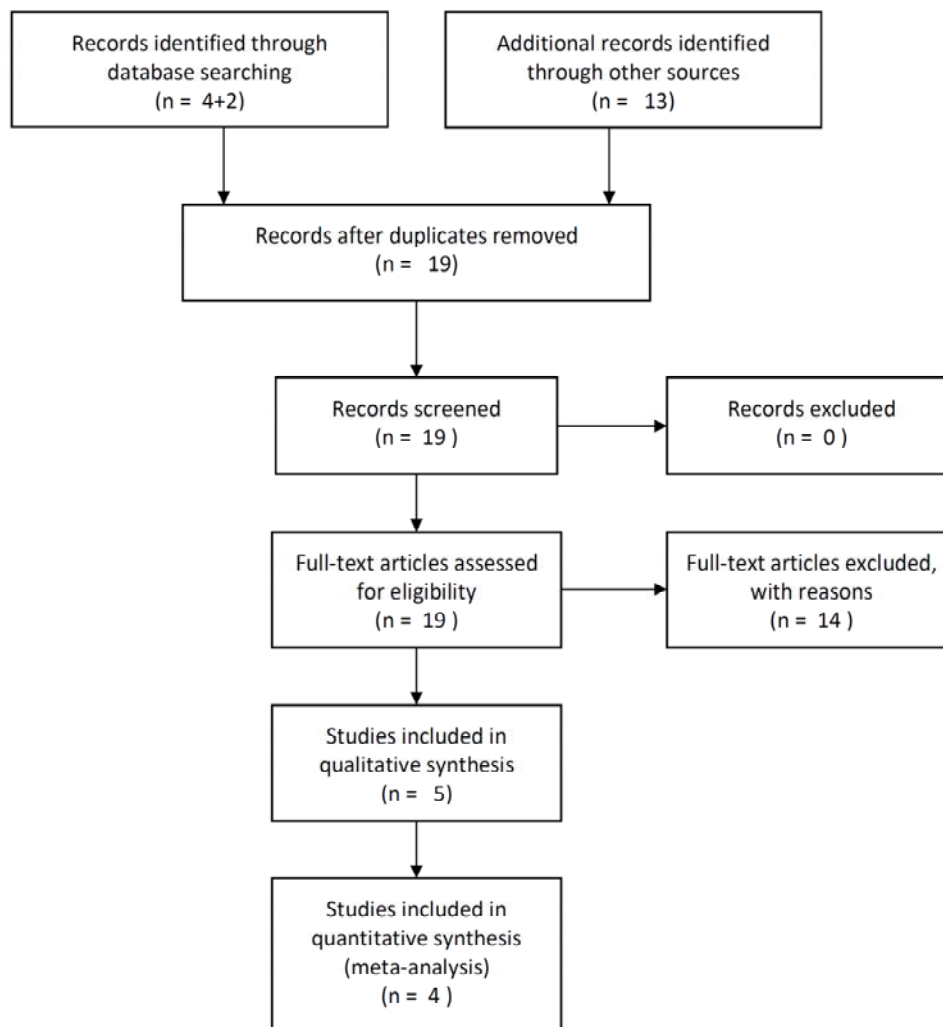


Figure 1. Flow diagram of studies selection.

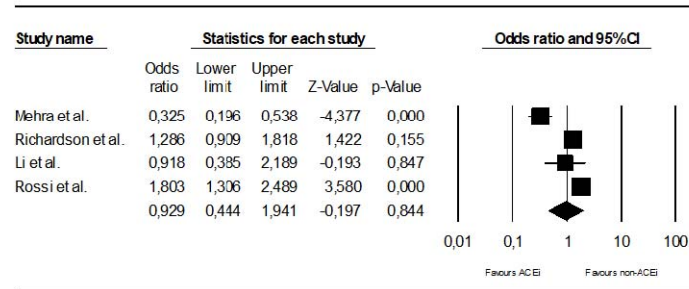


Figure 2. Meta-analysis comparing mortality in patients with Covid-19 disease treated or not treated with angiotensin converting inhibitors (ACEi). For references see text. CI – confidence interval.

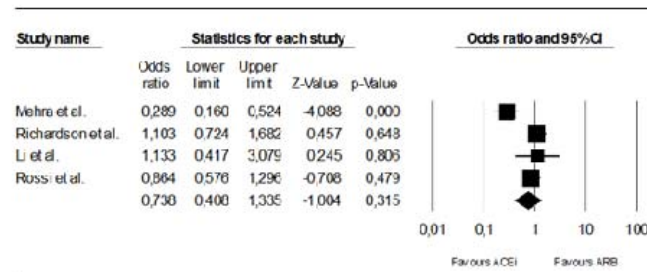


Figure 3. Meta-analysis comparing mortality in patients under angiotensin converting inhibitors (ACEi) or angiotensin receptor blockers (ARB) in patients with Covid-19 disease. For references see text. CI – confidence interval.