

## **Association of country-wide coronavirus mortality with demographics, testing, lockdowns, and public wearing of masks (Update July 2, 2020).**

Christopher T. Leffler, MD, MPH.<sup>1,2 \*</sup>

Edsel Ing MD, MPH, CPH, MIAD.<sup>3</sup>

Joseph D. Lykins V, MD.<sup>4,5</sup>

Matthew C. Hogan, MS, MPH.<sup>6</sup>

Craig A. McKeown, MD.<sup>7</sup>

Andrzej Grzybowski, MD, PhD, MBA.<sup>8,9</sup>

1. Department of Ophthalmology. Virginia Commonwealth University. Richmond, VA 23298. [chrislefflermd@gmail.com](mailto:chrislefflermd@gmail.com)

2. Department of Ophthalmology. Hunter Holmes McGuire VA Medical Center, Richmond, VA.

3. Department of Ophthalmology & Vision Sciences, University of Toronto.

4. Department of Internal Medicine, Virginia Commonwealth University. Richmond, VA 23298.

5. Department of Emergency Medicine. Virginia Commonwealth University. Richmond, VA 23298.

6. School of Medicine, Virginia Commonwealth University, Richmond, VA 23298.

7. Bascom Palmer Eye Institute, University of Miami, Miller School of Medicine.

8. Department of Ophthalmology, University of Warmia and Mazury, Olsztyn, Poland.

9. Institute for Research in Ophthalmology, Poznan, Poland.

\*Corresponding author: Christopher T. Leffler, MD, MPH.

Department of Ophthalmology. Virginia Commonwealth University. 401 N. 11th St., Box 980209, Richmond, VA 23298. [chrislefflermd@gmail.com](mailto:chrislefflermd@gmail.com).

July 2, 2020.

None of the authors has any conflicts of interest to disclose.

## **Abstract.**

**Background.** There is wide variation between countries in per-capita mortality from COVID-19 (caused by the SARS-CoV-2 virus). Determinants of this variation are not fully understood.

**Methods.** Potential predictors of per-capita coronavirus-related mortality in 198 countries were examined, including age, sex ratio, obesity prevalence, temperature, urbanization, smoking, duration of infection, lockdowns, viral testing, contact tracing policies, and public mask-wearing norms and policies. Multivariable linear regression analysis was performed.

**Results.** In univariate analyses, the prevalence of smoking, per-capita gross domestic product, urbanization, and colder average country temperature were positively associated with coronavirus-related mortality. In a multivariable analysis of 194 countries, the duration of infection in the country, and the proportion of the population 60 years of age or older were positively associated with per-capita mortality, while duration of mask-wearing by the public was negatively associated with mortality (all  $p < 0.001$ ). The prevalence of obesity was independently associated with mortality in models which controlled for testing levels or policy. International travel restrictions were independently associated with lower per-capita mortality, but other containment measures and viral testing and tracing policies were not. In countries with cultural norms or government policies supporting public mask-wearing, per-capita coronavirus mortality increased on average by just 7.2% each week, as compared with 55.0% each week in remaining countries. On multivariable analysis, lockdowns tended to be associated with less mortality ( $p = 0.41$ ), and increased per-capita testing with higher reported mortality ( $p = 0.55$ ), though neither association was statistically significant.

**Conclusions.** Societal norms and government policies supporting the wearing of masks by the public, as well as international travel controls, are independently associated with lower per-capita mortality from COVID-19.

## **Introduction.**

The COVID-19 global pandemic caused by infection with severe acute respiratory syndrome coronavirus 2 (SARS-CoV-2) has presented a major public health challenge. For reasons that are not completely understood, the per-capita mortality from COVID-19 varies by several orders of magnitude between countries.<sup>1</sup> Numerous sources of heterogeneity have been hypothesized. Higher mortality has been observed in older populations and in men.<sup>2,3</sup> Patient-level behaviors, such as smoking, might also have an impact.<sup>3</sup> Other potentially relevant factors include economic activity, and environmental variation, such as temperature.<sup>4</sup> More urban settings and increased population density would be expected to enhance viral transmission.<sup>5</sup>

In addition, public health responses to the COVID-19 pandemic may influence per-capita mortality. Various strategies have been implemented, ranging from robust testing programs to lockdown or stay-at-home orders, to mandates regarding social distancing and face mask usage. Practices with theoretical benefit, such as social distancing, stay-at-home orders, and implementation of mandates regarding use of masks in public spaces, must be assessed quickly, as implementation has the potential to reduce morbidity and mortality.

Mask usage by the public is postulated to decrease infection by blocking the spread of respiratory droplets,<sup>1</sup> and was successfully implemented during other coronavirus outbreaks (i.e. SARS and MERS).<sup>6</sup> In the context of the ongoing pandemic, we assessed the impact of masks on per-capita COVID-19-related mortality, controlling for the aforementioned factors. We hypothesized that in countries where mask use was either an accepted cultural norm or favored by government policies on a national level, the per-capita mortality might be reduced, as compared with countries which did not advocate masks.

## **Methods.**

### **Data acquisition.**

Country-wide coronavirus mortality data was retrieved from the publicly available Worldometers Database on May 9, 2020.<sup>7</sup> Countries were included if either: 1) coronavirus testing data were available by May 9, 2020,<sup>7</sup> or if: 2) testing and lockdown policies had been graded by the University of Oxford Coronavirus Government Response Tracker.<sup>8-9</sup>

Oxford University defined and scored several composite government response indices. The stringency index was defined in terms of containment policy and public information.<sup>8</sup> The government response index incorporated containment, economic measures, public information, and testing and tracing policies.<sup>8</sup> The containment and health index was defined in terms of containment measures, public information, and testing and tracing policies.<sup>8</sup>

Archived viral testing data for April 2020 were also downloaded.<sup>10</sup> The date of the country's first reported infection and first death were obtained from the European Centre for Disease Prevention and Control (which did tabulate worldwide data).<sup>11</sup>

Mean temperature in each country during the pandemic was estimated using the average monthly temperature in the country's largest city from public sources.<sup>12,13</sup>

Online news reports and government statements, including those cited by a previous review<sup>14</sup> and a public database,<sup>15</sup> were searched to identify countries in which the public wore masks early in the outbreak based on tradition, as well as countries in which the national government mandated or recommended mask-wearing by the public before April 16, 2020.

For each country, the population,<sup>16</sup> fraction of the population age 60 years and over, and age 14 and under, male: female ratio per country,<sup>17</sup> surface area,<sup>16,17</sup> gross domestic product per capita,<sup>18</sup> percent urbanization,<sup>16,19</sup> adult smoking prevalence<sup>20-23</sup> and prevalence of adult obesity<sup>24-43</sup> were tabulated. Whether a nation was an isolated political entity on an island was also recorded.

### **Statistical analysis.**

The prevalence of an infectious process undergoing exponential growth (or decay) appears linear over time when graphed on a logarithmic scale.<sup>1</sup> Therefore, we postulated that the logarithm of the country-wide infection prevalence would be linearly related with the duration of the infection in each country. In addition, our analysis postulated that deaths from coronavirus would follow infections with some delay.

On average, the time from infection with the coronavirus to onset of symptoms is 5.1 days,<sup>44</sup> and the time from symptom onset to death is on average 17.8 days.<sup>45</sup> Therefore, the time from infection to death is expected to be 23 days.<sup>1,46</sup> These incubation and mortality times were prespecified.<sup>1,46</sup> Therefore, the date of each country's initial infection was estimated as the earlier of: 5 days before the first reported infection, or 23 days before the first death.<sup>10,11,47</sup> Deaths by May 9, 2020 would typically reflect infections beginning 23 days previously (by April 16). Therefore, we recorded the time from the first infection in a country until April 16. We also recorded the period of the outbreak: 1) from the mandating of activity restrictions until April 16, and 2) from when public mask-wearing was recommended until April 16. In addition, we calculated the mean time-weighted score for each lockdown and testing policy as graded by the University of Oxford for the duration of the country's outbreak, from beginning through April 16.<sup>8</sup> For instance, if the school closure score was 1 for half the outbreak and 2 for the other half, then the mean score was 1.5.

Per-capita mortality can be analyzed as a binary outcome (low or high), or as a continuous variable. Each approach has strengths and weaknesses.

Analysis of a binary outcome is not unduly influenced by outliers. Countries with extremely low or high mortality are included in the appropriate group, but the exact mortality value does not change the results. Moreover, analysis of a binary outcome facilitates clear communication, because one can describe the characteristics of low and high mortality countries.

On the other hand, per-capita mortality is in fact a continuous variable, and the separation of countries just below or just above a threshold value is somewhat arbitrary, or susceptible to chance variation. Analysis of mortality as a continuous variable uses all the information available, and can appropriately model the exponential growth of an infection. We view the binary and continuous analyses as complementary. When one sees that a univariate association is found with both types of analysis, one gains

confidence that the association is not an artifact of the analytic method selected. Therefore, we used both methods for initial univariate selection of variables.

In univariate analysis, characteristics of countries with above-median per-capita mortality were compared with the remaining (lower mortality) countries by the two-sample t-test using groups. The odds ratio for being in the high-mortality group was calculated by logistic regression. In addition, logarithm (base 10) of per-capita coronavirus-related mortality was predicted by linear regression.

Significant predictors of per-capita coronavirus mortality in the univariate analysis were analyzed by stepwise backwards multivariable linear regression analysis. The dependent variable was the logarithm (base 10) of per-capita coronavirus-related mortality. Because of the importance relative to public health, the weeks the country spent in lockdown and using masks, and per-capita testing levels, were retained in the model. In addition, because of their biological plausibility and presumed importance, urbanization, prevalence of obesity, and average ambient temperature were retained in most of the multivariable models presented below. Statistical analysis was performed with xlstat 2020.1 (Addinsoft, New York). An alpha (p value) of 0.05 was deemed to be statistically significant. The study was approved by the Virginia Commonwealth University Office of Research Subjects Protection.

## Results.

We studied coronavirus mortality in 198 countries, of which 183 had testing data,<sup>7</sup> 161 had government policies scored by Oxford University,<sup>8</sup> and 146 fell into both categories.

The 99 lower-mortality countries had 1.0 deaths per million population, in contrast with an average of 94.2 deaths per million population in the 99 higher-mortality countries ( $p < 0.001$ , Table 1, Appendix Table A1). The median value was 3.7 deaths per million population. The same independent variables were found to be statistically significant on univariate analysis regardless of whether per-capita mortality was considered a binary or continuous variable, as outlined below (Table 1, Appendix Table A2).

We assumed that island nations might find it less challenging to isolate and protect their populations. However, 20 of 99 low-mortality countries were isolated on islands, compared with 27 of 99 high-mortality countries ( $p = 0.32$ ). Country surface area and population were not associated with coronavirus mortality (Table 1).

## Population characteristics.

Countries with older populations suffered higher coronavirus mortality. Countries with low mortality had on average 8.9% of their population over age 60, as compared with 18.9% in the high-mortality countries (Table 1). The proportion of the population which was male was not associated with country-wide mortality ( $p = 0.98$ , Table 1). Smoking prevalence was on average 13.8% in low mortality countries and 18.5% in high-mortality countries ( $p < 0.001$ , Table 1). The prevalence of obesity was on average 14.7% in low-mortality countries and 24.0% in high-mortality countries ( $p < 0.001$ , Table 1).

## Temperature.

Colder countries were associated with higher coronavirus mortality in univariate analysis. The mean temperature was 22.3 C (SD 7.6 C) in the low-mortality countries, and 14.0 C (SD 9.1 C) in the high-mortality countries ( $p < 0.001$ , Table 1).

## Economics.

Urbanization was associated with coronavirus mortality in univariate analysis. In low-mortality countries, on average 53% of the population was urban, as compared with 71% of the population in the high-mortality countries ( $p < 0.001$ , Table 1). Richer countries suffered a higher coronavirus related mortality. The mean GDP per capita was \$9,350 in the low-mortality countries, and was \$27,380 in the high-mortality countries (Table 1,  $p < 0.001$ ).

**Table 1.** Characteristics of countries with low and high per-capita coronavirus mortality by May 9, 2020 in 198 countries.

	Odds ratio (95% CI)	Mean (SD)		p value
		Low Mortality	High Mortality	
Deaths (per million)	--	1.02 (1.18)	94.2 (183.4)	<0.001
Deaths (per capita, log)	--	-6.46 (0.76)	-4.54 (0.64)	<0.001
Duration infection (weeks)	1.23 (1.09-1.38)	6.51 (2.87)	7.84 (2.31)	<0.001
Duration infection without masks (weeks)	1.43 (1.24-1.66)	5.01 (2.25)	6.81 (2.31)	<0.001
Duration infection without lockdown (weeks)	1.08 (0.97-1.20)	2.83 (2.93)	3.37 (2.39)	0.16
Temperature, mean (C)	0.90 (0.86-0.93)	22.3 (7.6)	14.0 (9.1)	<0.001
Urban population (%)	1.04 (1.02-1.05)	53.2 (22.4)	70.6 (19.9)	<0.001
GDP per capita (\$1000)	1.05 (1.03-1.07)	9.350 (17.140)	27.380 (27.530)	<0.001
Age 14 & under (% of pop.)	0.85 (0.81-0.89)	32.2 (9.7)	20.1 (6.6)	<0.001
Age 60 & over (% of pop.)	1.20 (1.14-1.27)	8.9 (5.3)	18.4 (7.9)	<0.001
Surface area (million km <sup>2</sup> )	1.08 (0.92-1.26)	0.557 (1.12)	0.804 (2.455)	0.37
Population (million)	0.998 (0.995-1.001)	53.1 (20.1)	24.9 (48.2)	0.18
Prevalence males (%)	1.001 (0.921-1.088)	50.1 (2.1)	50.2 (4.2)	0.98
Smoking prevalence, adult (%)	1.09 (1.04-1.13)	13.8 (7.8)	18.5 (7.7)	<0.001
Obesity prevalence, adult (%)	1.14 (1.10-1.19)	14.7 (9.0)	24.0 (7.3)	<0.001
Tests per cap. (log) by Apr 4	2.99 (1.92-4.68)	-3.73 (1.20)	-2.65 (0.76)	<0.001
Tests per cap. (log) by Apr 16	3.60 (2.31-5.80)	-3.09 (0.87)	-2.31 (0.67)	<0.001
Tests per cap. (log) by May 9	4.69 (2.85-7.73)	-2.76 (0.85)	-1.91 (0.61)	<0.001

Durations run from the estimated date of first infection in the country until 23 days before May 9, 2020 (i.e. April 16), or the stated event (mask recommendation or lockdown). Obesity data available for 194 countries. Testing data available for 135 countries by April 4, 162 countries by April 16, and 183 countries by May 9.

## Masks: Early Adoption.

The World Health Organization initially advised against widespread mask wearing by the public, as did the United States CDC.<sup>1,48</sup> The WHO reversed course and recommended masks in public on June 5, 2020.<sup>49</sup>

Despite these initial recommendations, a number of countries did favor mask wear by the public early in their outbreak, and such countries experienced low coronavirus-related mortality (**Table 2**, Figure 1).<sup>50-132</sup> It is likely that in Mongolia<sup>50</sup> and Laos,<sup>52</sup> both of which reported no coronavirus-related mortality by May 9, the public began wearing masks before any cases were confirmed in their countries (Table 2). We identified 20 countries with recommendations or cultural norms favoring mask-wearing by the public within 21 days of the estimated onset of the country's outbreak:<sup>1</sup> including (beginning with those favoring masks earliest in the course of their outbreak): Japan,<sup>53,54</sup> Venezuela, the Philippines,<sup>62</sup> Macau,<sup>63</sup> Hong Kong,<sup>53,64,65</sup> Sierra Leone, Cambodia,<sup>71,72</sup> Vietnam,<sup>74</sup> Malaysia,<sup>77</sup> Bhutan,<sup>79</sup> Taiwan,<sup>82</sup> Slovakia, South Korea,<sup>53,89</sup> Grenada, Mozambique, Uzbekistan, Thailand,<sup>98</sup> and Malawi (Table 2). The average mortality by May 9 for the 20 early mask-wearing countries was 1.5 per million (SD 2.1). Sixteen of the 20 were lower-mortality countries ( $p=0.008$ ).

An additional 9 countries had recommended that the public wear masks by 31 days into their outbreak: Czechia, Zambia, Benin, Sudan, Antigua and Barbuda, Bosnia, Côte d'Ivoire, Kenya, and El Salvador (Table 2). The average mortality by May 9 for this group was 10.4 per million (SD 14.2).

**Table 2.** Countries in which masks were widely used by the public or recommended by the government within 31 days of the estimated local onset of the outbreak, by timeliness of mask-wearing.

	Mask Delay (days)	First Case Date	Mortality (per mil.), by May 9.	Comment.
Mongolia	0	Mar. 10	0.0	Mongolians began wearing masks in January. <sup>50</sup>
Laos	0	Mar. 24	0.0	Health officials in Laos advised mask-wearing by March 6, <sup>51</sup> and the public began wearing masks even before any cases were reported in the country. <sup>52</sup>
Japan	5	Jan. 16	4.8	Public use of masks is traditional. <sup>48</sup> Surveys indicate that 64% of adults habitually wore a mask in Winter. <sup>53</sup> Public masking was manifest by Jan. 16 when the first domestic case was announced. <sup>54-56</sup> The government initially recommended masks when in “confined, badly ventilated spaces”. <sup>48</sup> One survey documented mask wear prevalence over 60% by March 14, increasing to over 75% by April 12. <sup>57</sup> In another poll, 62% indicated wearing a mask in public by March 17, and 76% by April 13, 2020. <sup>58</sup>
Venezuela	5	Mar. 13 <sup>60</sup>	0.4	President Maduro demonstrated wearing of masks on live television on March 13 (the day the first case was confirmed), and required masks on public transport. <sup>59-60</sup> Masks were required in any public space by March 20. <sup>61</sup>
Philippines	5	Jan. 30	6.4	Masks were used extensively as early as Jan. 30. <sup>62</sup> In a poll, 60% indicated wearing a mask in public on Feb. 24, and 82% by March 30. <sup>58</sup> Masks were mandated on April 2.
Macau	6	Jan. 22	0.0	Mask use is traditional. By Jan. 23, the government had implemented a mask distribution program for the public. <sup>63</sup>
Hong Kong	6	Jan. 23 <sup>65</sup>	0.5	Surgical masks were traditionally used, and also were recommended on public transport and in crowded places, on January 24, 2020. <sup>48,64</sup> Surveys indicated that masks were worn by about 73% in the week of Jan. 21, and by 98% of the public by mid-February, which persisted into May. <sup>66</sup> In February 2020, 94.8% of pedestrians were observed to wear masks, and 94.1% believed mass masking reduces the chance of community outbreak. <sup>67</sup> A poll consistently found that 85% or more wore masks in public between Feb. 25 and Apr. 21, 2020. <sup>58</sup>
Sierra Leone	6	Mar. 31 <sup>68</sup>	2.3	Masks were recommended in public on April 1. <sup>69</sup> Compliance has been incomplete. <sup>70</sup>
Cambodia	6	Jan. 27 <sup>71</sup>	0.0	Masks were widely used by the public by January 28. <sup>72,173</sup>
Vietnam	9	Jan. 23	0.0	Masks were widely used by the public by January 27, <sup>74,75</sup> and were mandated by the government on March 16. One survey found the prevalence of mask wear consistently from 85-90% from March



				12 to April 14. <sup>57</sup> A poll reported 59% wore a mask on March 23, and over 80% from March 30 to Apr. 20. <sup>58</sup> From March 31 to April 6, 2020, 99.5% of respondents reported using a mask when outside. <sup>76</sup>
Malaysia	10	Jan. 25	3.3	Masks were used by the public by January 30. <sup>77</sup> A poll reported 55% wore a mask in public on Feb. 24, 69% on Mar. 23, and 82% on Apr 6. <sup>58</sup>
Bhutan	10	Mar. 6 <sup>78</sup>	0.0	On Mar. 11, the Ministry of Health advised wearing of masks in “a crowded place”. <sup>79</sup>
Taiwan	11	Jan. 21	0.3	Use of masks is traditional. By January 24, Taiwan banned the export of surgical masks. <sup>80,81</sup> By January 27, the government had to limit mask exports and limit sales from pharmacies to those needed for personal use. <sup>82</sup> On January 28, the government began releasing 6 million masks daily, with each resident able to purchase 3 masks weekly at a set price. <sup>80</sup> A poll consistently found over 80% wore a mask from Feb. 25 to Apr 21, 2020. <sup>58</sup>
Slovakia	13	Mar. 7	4.8	Masks were mandated in shops and transit on March 15, <sup>83</sup> and more broadly in public on March 25. <sup>84</sup>
South Korea	15	Jan. 20	5.0	Use of masks is traditional. <sup>48</sup> The alert level was raised from yellow to orange on Jan. 27. <sup>85</sup> Children were advised to wear masks at school by January 30. <sup>86</sup> By Feb. 2, mask sales increased 373 times year-over-year. <sup>85</sup> Stores were selling out of masks by February 3. <sup>87</sup> A superspreader event in mid-February was associated with a religious group which did not use masks at their gatherings. <sup>88</sup> South Korea initially had trouble obtaining enough masks, but at the end of February the government began to control the distribution of masks to the public. <sup>91</sup> On Feb. 22, the government instructed the wearing of masks in the epidemic area. <sup>85</sup>
Grenada	18	Mar. 21 <sup>90</sup>	0.0	On April 3, the Ministry of Health recommended all wear a mask, which could be purchased at a pharmacy, to “prevent asymptomatic people from transmitting the disease unknowingly”. <sup>91</sup> Masks were mandated outside the home on April 6. <sup>92</sup>
Mozambique	18	Mar 22 <sup>93</sup>	0.0	Masks were recommended by health authorities on April 4, <sup>94</sup> and were required on public transport or in gatherings on April 8. <sup>95</sup>
Uzbekistan	19	Mar. 15 <sup>96</sup>	0.3	The first coronavirus death was on March 29. Masks were mandated on March 25. <sup>97</sup>
Thailand	20	Jan. 13	0.8	Masks, including N95 masks, were already worn outdoors in early January to combat smog. The Thai government was handing out masks and advising wearing of masks in public to prevent coronavirus by January 28, 2020. <sup>98-101</sup> The recommendation of cloth masks for the public was reaffirmed by the Ministry of Public Health on March 3, 2020. <sup>102</sup> Enforcement of a mask

				mandate on public transport began on March 26. <sup>102</sup> One survey reported high mask-wearing: 73% by Feb. 24, 80% by March 23, and 89% by March 30. <sup>58</sup> During March 2020, another survey found masks were worn “all the time” by 14% of COVID-19 cases and 24% of controls, and “some of the time” by 38% of cases and 15% of controls. <sup>102</sup>
Malawi	20	Apr. 2	0.2	The first death was on April 7. <sup>103</sup> The public was required to wear masks on April 4. <sup>104,105</sup> A survey in Karonga from April 25 to May 23 found that 22% of urban residents and 5% of rural residents wore a mask. <sup>106</sup>
Czechia	23	Mar. 1 <sup>107</sup>	25.8	Masks were required in public on March 19. <sup>108</sup>
Zambia	24	Mar. 18	0.4	The first death was recorded on April 2. On April 4, masks were recommended for the public “at all times” by the Zambian Minister of Health. <sup>109</sup> This spurred the manufacture of cloth masks. <sup>110</sup> On April 16, masks were mandated for the public. <sup>111</sup>
Benin	26	Mar. 16 <sup>112</sup>	0.2	Masks were recommended in public on April 6, <sup>113</sup> mandated on April 7, <sup>114</sup> and enforced by police beginning April 8. <sup>115</sup>
Sudan	27	Mar. 12	1.5	The first death occurred on March 12. Masks were dispensed by pharmacists for free in Sudan by March 16. <sup>116,117</sup> A survey from March 25 to April 4 of 2336 adults found that 703 (30.1%) had been to a crowded area, and 1153 (49.4%) had worn a mask outside the home in the previous few days. <sup>118</sup>
Antigua and Barbuda	28	Mar. 13 <sup>119</sup>	30.6	Masks were required in all public spaces on April 5. <sup>120</sup>
Bosnia and Herzegovina	29	Mar. 5 <sup>121</sup>	31.1	Masks were required in public by March 29. <sup>122-123</sup>
Côte d'Ivoire	29	Mar. 11 <sup>124</sup>	0.8	On April 4, senior health officials recommended masks when in public. <sup>125</sup>
Kenya	30	Mar. 12 <sup>126</sup>	0.6	The March 12 case had arrived from the U.S. on March 5. <sup>126</sup> The first death was on March 26, of a man who arrived in Kenya on March 13. <sup>127</sup> Masks were mandated in Kenya on public transport on April 2, <sup>128</sup> and more broadly in public on April 4. <sup>128,129</sup> A survey in Nairobi published on May 5, 2020 found that 89% had worn a face mask in the previous week, and 73% said they always did so outside the home. <sup>130</sup>
El Salvador	31	Mar. 18 <sup>131</sup>	2.6	The first death was reported March 31. Masks were mandated in public on April 8. <sup>132</sup>

The delay was the number of days from the start of the outbreak until masks were recommended by the government or became widespread due to cultural norms. The estimated start of the outbreak was 5 days before the first infection was reported, or 23 days before the first death (whichever was first).

## Masks in Asia.

Throughout much of East, South, and Southeast Asia, masks were worn by the public as a preventive measure, rather than a policy implemented after evidence emerged of health system overload (Table 2). The public sometimes implemented masks before government recommendations were issued.

As the country where the pandemic started, China is a noteworthy case of a nation which traditionally has favored mask-wearing by the public for respiratory illnesses, but which did not deploy masks immediately. The first cases in China had begun by December 1, 2019.<sup>133</sup> By the time human-to-human transmission was confirmed on Jan. 20, 2020, many in Beijing were already wearing masks.<sup>134</sup> The government required masks in public in Wuhan on Jan. 22.<sup>135</sup> From Jan. 23-25, thirty regions in China mandated masks in public.<sup>85, 136</sup> Masks were ordered throughout China when around others in public on Jan. 31.<sup>137</sup> China suffered a very significant outbreak in Wuhan, but appears not to have experienced the same level of infection in other regions. Surveys indicate that the prevalence of public mask wear in China remained between 82% and 89% between February 24 and April 20.<sup>58</sup> Another survey confirmed mask wear from 80-90% from March 12 to April 14.<sup>57</sup> The reported country-wide per-capita mortality by May 9, 2020 was 3.2 per million population.

For several countries in South or Southeast Asia with mortality lower than in the West, we did not score the country as mask-wearing in the primary analysis until their governments issued recommendations to do so. Nonetheless, there is evidence of significant mask wear by the public before the recommendations: Nepal, India, Indonesia, Bangladesh, Myanmar, and Sri Lanka.

In Nepal, facemasks are commonly seen in urban centers due to air pollution.<sup>138</sup> The first case of COVID-19 in the country was reported on January 13, in a student returning from Wuhan for winter break.<sup>139</sup> However, no subsequent cases were reported in Nepal until the second week of March.<sup>139</sup> By January 29, all students at some schools were wearing masks.<sup>140</sup> By February 3, pharmacies were selling out of masks due to increased demand.<sup>141</sup> With the outbreak, tailors began sewing cloth masks.<sup>107</sup> By February 8, 2020, “a majority” of the public was wearing masks.<sup>142</sup> The recommendation to wear masks in public became more formalized on March 25.<sup>143</sup> The Ministry of Health distributed masks to children and elderly in shelters by March 25.<sup>144</sup> A survey in Nepal at the end of March found that 83% of respondents agreed that asymptomatic people should wear masks to prevent COVID-19 infection.<sup>139</sup> As of May 9, Nepal reported no coronavirus-related mortality. We used the March 25 recommendation as the date in the mask analysis, but earlier mask use might have forestalled the epidemic in Nepal.

In Indonesia, the public scrambled to buy face masks in February before any cases had been identified in the country.<sup>145</sup> The first cases of coronavirus in Indonesia were announced on March 2,<sup>146</sup> and the first death occurred on March 3.<sup>147</sup> A poll reported that the proportion of Indonesian adults wearing a mask in public was 54% on Feb. 24, 2020, 47% on March 29, 71% on March 30, and 79% on April 13.<sup>58</sup> In Indonesia, masks were mandated in public on April 5.<sup>148</sup> By May 9, the per-capita mortality was 3.5 per million.

In India, the first case of coronavirus was diagnosed on January 30.<sup>149</sup> The Health Ministry recommended homemade face masks on April 4, 2020.<sup>150</sup> However, mask wear was high both before and after the recommendation. According to one poll, masks were worn by 60% of the public from March 12-14, 67% from March 19-21, and then from 73% to 76% between March 26 through April 12.<sup>57</sup> According to another poll, masks were worn by 43% of the public on March 16, 46% on March 20, 65% on March 27, 71% on April 3, 79% on April 10, and 84% on April 17.<sup>58</sup> By May 9, the per-capita mortality was 1.5 per million.

In Sri Lanka, the public immediately bought masks at the end of January when the first cases were identified.<sup>151</sup> Masks were mandated in public on April 11.<sup>152</sup> The per-capita mortality by May 9 was 0.4 per million.

In Myanmar, the first cases of COVID-19 were reported on March 23,<sup>153</sup> and the first death on March 31.<sup>154</sup> A study from March 3-20, 2020 found that 72% of adults reported that they were confident they would wear a surgical mask whenever visiting a crowded area.<sup>155</sup> This study concluded just 12 days after the likely onset of the outbreak. By May 9, the per-capita mortality in Myanmar was 0.1 per million.

In Bangladesh, from March 11-19, 2020, when students age 17 to 28 were asked if they were wearing a surgical face mask in public, 53.8% responded “yes” and 6.6% responded “occasionally”.<sup>156</sup> A survey from March 29 to April 29 found that 98.7% reported wearing a face mask in crowded places.<sup>157</sup> By May 9, the per-capita mortality was 1.3 per million.

Singapore was slower than its Asian neighbors to embrace masks, but when the government shifted course, the public was ready to respond. On March 27, only 27% of respondents indicated that they wore a mask.<sup>58</sup> On April 3, when the government announced that they would no longer discourage mask-wearing by the public, and would instead distribute masks,<sup>158-160</sup> 37% indicated that they wore a mask.<sup>58</sup> By April 10, just one week later, 73% of the public wore a mask.<sup>58</sup>

Early in the pandemic, masks were noted to be “somewhat common” in Afghanistan.<sup>161</sup> By March 29, 2020, the Taliban had begun distributing masks to the public in areas under their control.<sup>162</sup>

In March 2020, 78% of Pakistanis in Sargodha were in favor of wearing a mask to prevent coronavirus.<sup>163</sup> Another survey conducted from April 1-12 indicated that 80% of Pakistanis believed the government should mandate mask wearing for adults outside the home.<sup>164</sup>

## **Masks in the Middle East.**

In parts of the Middle East, masks were embraced by the public even before government requirements. In the United Arab Emirates, the first cases were reported on January 29.<sup>165</sup> By February 29, mask usage had become “more prominent”, but the Ministry of Health and Community Protection advised that N95 masks should be reserved for medical personnel treating coronavirus patients, and could cause “respiratory illness” if worn by the public.<sup>166</sup> Despite this warning, a poll of UAE residents found that masks were worn by 39% of the public on March 18, and 44% on March 25.<sup>58</sup> On March 27, the government followed the people’s lead, and mandated

masks when indoors.<sup>167</sup> Subsequently, masks were worn by 63% on April 1 and 79% on April 14.<sup>58</sup> By May 9, the per-capita mortality was 18.7 per million.

In Saudi Arabia, the first case was announced on March 2.<sup>168</sup> A poll of Saudi residents found that 35% wore a mask on March 18, 54% on April 1, and 59% on April 14,<sup>58</sup> despite the lack of any official guidance to do so. By May 9, the per-capita mortality was 6.9 per million.

In Lebanon, the first case was reported on February 21.<sup>169</sup> Masks were popular among the public from mid-March to early April.<sup>170,171</sup> By May 9, the per-capita mortality was 3.8 per million.

In March 2020 in Egypt, 76.4% of adults expressed an understanding of the value of wearing a mask in public, but only 36.4% agreed that they actually did so.<sup>172</sup> At this time, the government was not mandating masks, but by March 20, prices of masks had soared, and volunteer organizations were advocating public masking in Egypt.<sup>173</sup>

In Iran, no infections were announced until February 19, when two deaths were reported.<sup>174</sup> By March 12, satellite imagery demonstrated the digging of mass graves in Qom.<sup>175</sup> In accord with WHO guidelines, the guidance of the Iranian Health Ministry available on March 24, 2020 advised that the public wear a mask only if symptomatic or caring for the sick.<sup>14</sup> However, a new guidance which recommended universal masking in gyms, parks, and public transit was issued by the Ministry by March 29,<sup>14</sup> an estimated 62 days after the start of the outbreak (assuming the reported deaths were really the first). A survey conducted from February 25 to April 25 found that 64% of the public reported wearing a mask and gloves in crowded places.<sup>176</sup> By May 9, the reported per-capita mortality in Iran was 78.4 per million, though many, even those within the Iranian government, have questioned the official figures.<sup>177-179</sup>

In Yemen, 90% of women wear the niqab, which local doctors believe might reduce transmission of the virus by functioning as a mask.<sup>180</sup> By May 9, the per-capita mortality in Yemen was 0.2 per million.

Government mandates or recommendations for mask wearing by the public were issued in Kuwait for gatherings on March 23,<sup>177</sup> in Israel on April 1,<sup>181</sup> and in Bahrain on April 9.<sup>182</sup>

## **Masks in Africa.**

As noted above, eight African countries recommended masks within 31 days of the onset of their outbreak: Sierra Leone, Mozambique, Malawi, Zambia, Benin, Sudan, Côte d'Ivoire, and Kenya (Table 2). The public widely sought masks to wear early in the outbreak in Gambia.<sup>183,184</sup>

In Ethiopia, 75.7% of chronic disease patients surveyed from March 2-April 10, 2020 agreed that it was important to wear a mask outside the home to prevent infection with coronavirus.<sup>185</sup> A survey from March 20-24 found that 87% of the public believed wearing a mask could prevent spread of the virus, but only 14% had done so in the few days before the survey.<sup>186</sup> Masks were mandated in public on April 11.<sup>187</sup> In a survey in that country from April 15-22, 84% believed a mask could provide protection from coronavirus, 137 people (40%) had gone to a crowded place after the onset of the

pandemic, and 82 people (24%) had worn a mask outside the home.<sup>188</sup> By May 9, Ethiopia had reported no deaths from coronavirus.

In Cameroon, the first cases of coronavirus were identified on March 6.<sup>189</sup> From March 10-18, a study found that 93.5% of the public viewed the wearing of face masks as protective, and 21.7% had already purchased them.<sup>189</sup> A study in Northern Cameroon conducted from March 1-28 found that only 13% wore a mask outside the home.<sup>190</sup> A survey in Cameroon conducted from April 1 to 25 found that 83.6% reported wearing a mask at gatherings.<sup>191</sup> Masks were mandated in public in Cameroon on April 13.<sup>192</sup> By May 9, the per-capita mortality was 4.1 per million.

In a city in the Democratic Republic of the Congo not yet affected by the pandemic at the time of a survey conducted from April 17 to May 11, 61% of respondents were aware of the value of wearing a face mask, 27% reported wearing a face mask since the pandemic began, and 65% felt that wearing a face mask was difficult.<sup>193</sup>

In Ghana, a study from March 27 to 29 of 43 public transport stations found that masks were worn by many people at one station, worn by a few people at 27 stations, and not worn at the remainder.<sup>194</sup> Ghana required masks to be worn in public on April 25.<sup>195</sup>

Masks were required in public in Nigeria on April 14.<sup>196,197</sup> A study in Nigeria from May 7 to 18 found that 65% of respondents had worn a mask outside the home in recent days.<sup>198</sup>

In South Africa from April 8-24, 2020, 85.6% of the public agreed that wearing a mask could help to prevent coronavirus infection.<sup>199</sup> South African health officials recommended mask wear in public on April 10.<sup>200</sup>

In addition, government mandates or recommendations for mask wearing by the public were issued in: Mauritius on March 31;<sup>200</sup> Tunisia<sup>202</sup> and Morocco<sup>203</sup> on April 6; Gabon on April 10;<sup>204</sup> Equatorial Guinea on April 14;<sup>205</sup> and Libya on April 16.<sup>206</sup>

## **Masks in Europe.**

Most countries in Europe and North America failed to embrace masks early in their outbreaks, and only adopted mask policies after signs of health system overload became apparent. Only two countries in Europe appear to have had government recommendations for the public to wear masks within 31 days of the onset of their outbreak: Slovakia and Czechia (Table 2).

The first country in Europe to be strongly affected by the outbreak was Italy, which reported its first cases on January 31, among a family who arrived from China on January 23.<sup>207</sup> By March 10, doctors in Lombardy indicated that all intensive care beds were taken, and the system did not have enough respirators for the affected.<sup>208</sup> A poll found that only 26% of Italians wore a mask in public on March 11, but, with the rising health system overload, 59% did so on March 19<sup>58</sup>—at least 60 days from the local onset of the outbreak. Another poll confirms that the prevalence of mask wear exceeded 50% for the first time from March 19-21.<sup>57</sup> Lombardy (April 5) and Tuscany (April 6) required the public to wear masks in early April.<sup>209</sup> A poll found that 85% of

Italians wore a mask in public on April 16.<sup>58</sup> By May 9, the per-capita mortality in Italy was 502.7 per million.

The next country to suffer was Spain, which reported its first case on January 31,<sup>210</sup> and experienced its first death from the virus on February 13.<sup>211</sup> The prevalence of mask wear among the Spanish public was 5% on March 12, 25% on March 19, 42% on March 25, and 56% on April 8<sup>58</sup>—potentially 72 days after the entry of the virus into the country. Masks were mandated when in transit beginning April 11.<sup>212</sup> Mask wearing in public had climbed to 65% by April 16.<sup>58</sup> According to another survey, the prevalence of mask wear was 50% by March 21, 53% by April 4, and 61% by April 12.<sup>57</sup> The per-capita mortality by May 9 was 566.3 per million.

In France, the first case of coronavirus was reported on January 24,<sup>213</sup> and the first death on February 14, of a man who arrived from China on January 16.<sup>214</sup> A poll found on March 10 that only 5% of those in France wore a mask in public.<sup>58</sup> This number increased to 22% on March 27 and 25% on April 3,<sup>58</sup> the day that the Académie Nationale de Médecine announced that masks should be compulsory in public<sup>215</sup>—at least 72 days into their outbreak. Polls indicated that mask wear among the public climbed to 38% on April 10, and 43% on April 17.<sup>58</sup> Mask wear below 50% in early April was confirmed in another survey.<sup>57</sup> By May 9, the per-capita mortality in the country was 403.1 per million.

In Germany, the first case of COVID-19 was reported on January 27. The patient had contact with a colleague visiting from China beginning January 19.<sup>216</sup> By March 30, only 7% of the public reported wearing a mask in public.<sup>58</sup> On March 31, the city of Jena mandated use of masks by the public.<sup>217</sup> The Robert Koch Institute recommended that the public wear masks on April 1<sup>218</sup>—at least 70 days from the onset of the outbreak. Masks were worn by 14% of the public on April 6, 17% on April 13, and 24% on April 20.<sup>58</sup> Another survey confirms mask wear at or below 20% in March and early April.<sup>59</sup> By May 9, the per-capita mortality was 90.1 per million.

In the United Kingdom, the first cases of coronavirus were reported on January 31.<sup>219</sup> Here, 2% of the population wore a mask by March 20, and 11% by April 17.<sup>58</sup> Another survey confirms mask wear below 20% from March 12 to April 12.<sup>59</sup> By May 9, the per-capita mortality was 465.3 per million.

In the Scandinavian countries of Sweden, Norway, Denmark, and Finland, polls repeatedly showed masks to be worn by 10% or less of the population from March 16 through April 19.<sup>58</sup> Finland began recommending that the public wear masks on April 14,<sup>220</sup> and therefore was scored as falling under a mask recommendation for just 3 days in this study (April 14 to 16).

In Poland, the health minister announced on April 9 that a public mask mandate would go into effect on April 16, and mask vending machines began to be installed.<sup>221</sup> In Poland, from April 12-14, 2020, 60.4% of Polish students age 18 to 27 wore a face mask in the previous 7 days.<sup>222</sup> By May 9, the per-capita mortality was 20.7 per million.

The first cases of coronavirus in Russia were reported on January 31, 2020.<sup>223</sup> In Russia, the prevalence of mask wear among the public was 11% by March 14, 19% by March 21, 36% by March 28, and 57% by April 4<sup>57</sup>—69 days after the estimated start of the outbreak. Mask wearing prevalence had increased to 59% by April 12.<sup>57</sup> By May 9, the per-capita mortality was 12.5 per million.

In Serbia, in April 2020, 60% of the public agreed they were willing to wear a mask during a pandemic, and respondents on average answered 3.25 (SD 1.6) on a 1 to 5 scale when asked if they wore masks, where 4 represented “agree” and 5 represented “strongly agree”.<sup>224</sup>

Some additional Western governments mandated or recommended mask-wearing in public in March 2020. By March 29, masks were mandated in indoor public spaces in Slovenia.<sup>225</sup> In Austria, a mandate to wear masks in shops was announced on March 30, with the expectation that masks would be available by April 1.<sup>226</sup> In addition, the requirement to wear masks on public transit was announced there on April 6.<sup>227</sup> Masks were recommended for the public in Bulgaria on March 30.<sup>228</sup> Government mandates or recommendations for mask wearing by the public were issued by April 16 in: Turkey,<sup>229</sup> Cyprus,<sup>230</sup> and Ukraine<sup>231</sup> on April 3; and Estonia on April 5.<sup>232</sup> In Lithuania, masks were recommended for the public on March 26,<sup>233</sup> and mandated on April 8.<sup>234</sup>

### **Masks in the United States and Canada.**

The earliest case of COVID-19 in the United States was a 35-year-old man who returned from China to Washington state on January 15, 2020, and presented at an urgent care clinic on January 19.<sup>235</sup> In the United States, the prevalence of mask wear in public was 7% on March 2, 5% on March 17, and 17% on March 30. The U.S. C.D.C. began recommending that asymptomatic people wear a mask in public on the evening of April 3<sup>236</sup>—at least 79 days after the virus had entered the country. Subsequently, the prevalence of mask wear was 29% on April 6, 49% on April 13, and 58% on April 20.<sup>58</sup> Another survey found that the prevalence of mask wear was 32% from April 2-4, and 50% from April 9-12.<sup>57</sup> According to another survey, from April 14-20, 36% of U.S. adults always wore a mask outside the home, 32% did so sometimes, and 31% never did.<sup>237</sup> By May 9, the per-capita coronavirus-related mortality was 241.8 per million.

In Canada, the prevalence of mask wear was 6% on March 17, and 18% on April 6,<sup>58</sup> when the government announced that masks were now recommended in public.<sup>238</sup> Uptake was slow, with mask wearing still just 16% on April 13, and 31% on April 20.<sup>58</sup> Another survey confirms mask wear below 30% in March and early April.<sup>57</sup> By May 9, the per-capita coronavirus-related mortality was 124.3 per million.

### **Masks in Australia.**

In Australia, surveys of the public indicated that 10% wore a mask by March 15, which gradually increased to 27% by April 19.<sup>58</sup> Another survey confirms mask wear below 25% in March and early April.<sup>57</sup>



## **Masks in Latin America and the Caribbean.**

Masks were an accepted preventive measure in some parts of Latin America and the Caribbean (though not all). Four countries in the region recommended masks by 31 days into their outbreak: Venezuela, Grenada, Antigua and Barbuda, and El Salvador (Table 2).

Government mandates or recommendations for mask wearing by the public were issued by April 16 in multiple countries, including: Cuba<sup>239</sup> on April 2; Peru on April 3;<sup>240</sup> Honduras on April 6;<sup>241</sup> Paraguay<sup>242</sup> and Panama<sup>243</sup> on April 7; Guatemala on April 9;<sup>244</sup> Sint Maarten on April 14;<sup>245</sup> and the Dominican Republic on April 16.<sup>246</sup>

In Trinidad and Tobago, masks were recommended early in the outbreak by the Health Minister and Chief Medical Officer.<sup>247</sup> The recommendation was made official on April 5.<sup>248</sup> Compliance was almost immediate, as many people were already wearing masks, and shops would not provide service without them (Vijay Naraynsingh, personal communication, June 30, 2020).

On April 3, a reporter in Bogotá noted that 90% of the people on the street were wearing face masks.<sup>249</sup> On April 4, the government of Colombia mandated masks on public transport and shops.<sup>132,250-251</sup>

On April 6, the Minister of Health in Chile announced that masks would be mandatory on public transport starting April 8.<sup>252</sup> Due to the shortage of medical masks, the public was invited to make their own out of cloth.<sup>252</sup>

Surveys indicate that in Mexico, the prevalence of public mask wear increased steadily from 17% on March 17 to 37% on April 6, 46% on April 13, and 60% on April 20.<sup>58</sup> According to another survey, the prevalence was 31% by March 14, 36% by March 21, 46% by April 4, and 58% by April 9.<sup>57</sup> By May 9, the per-capita mortality was 26.0 per million.

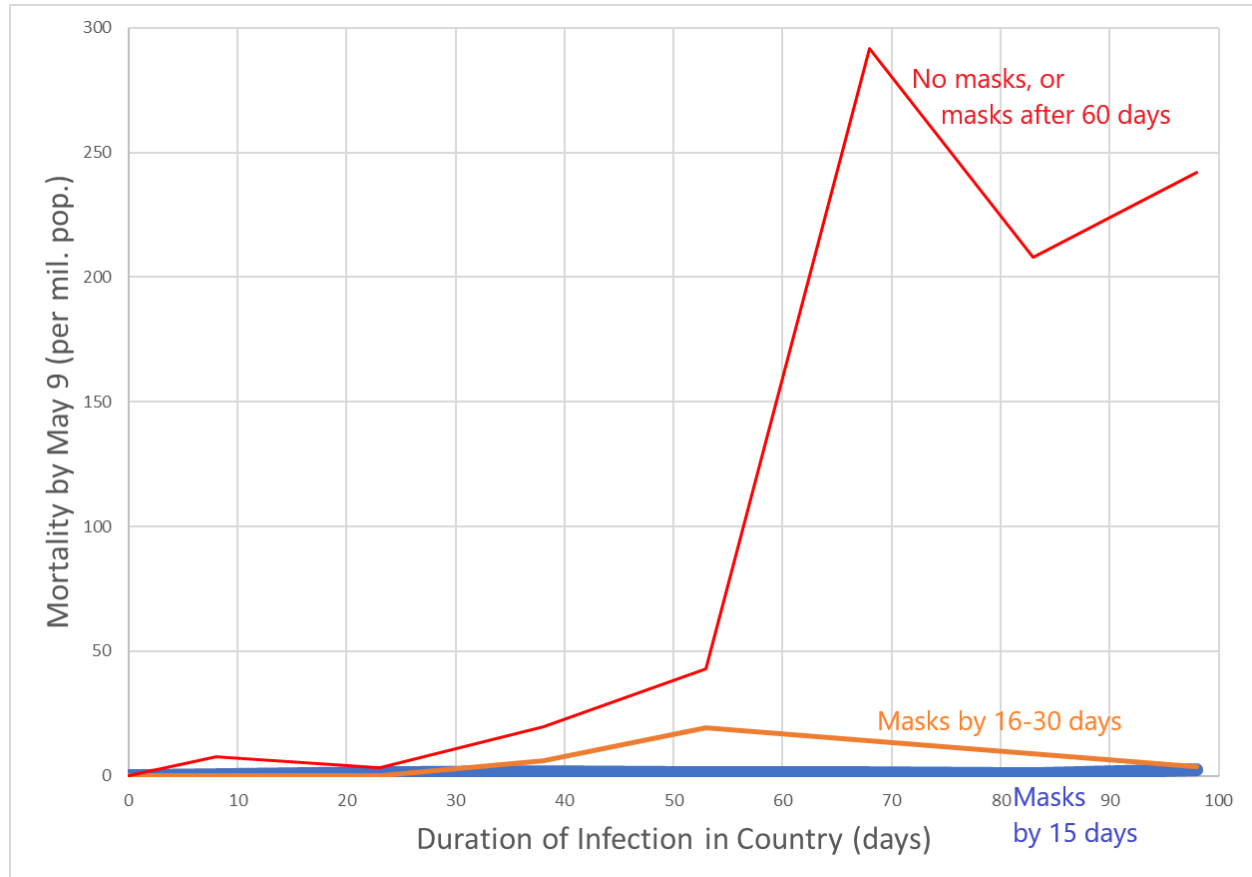
Ecuador did not require masks early in their outbreak. The first case of COVID-19 in Ecuador was reported on February 29 in a woman who had arrived from Spain on February 14.<sup>253</sup> The first death was reported on March 13.<sup>254</sup> By April 3, it was noted in Guayaquil that mortuary facilities were overwhelmed, and bodies were being left on the streets.<sup>255</sup> On April 7, the Interior Minister of Ecuador announced that face masks were mandatory in public<sup>256</sup>—at least 48 days (and possibly 53 days) after the local onset of the outbreak. By May 9, the reported mortality was 97.3 per million.

The first case of COVID-19 in Brazil was reported on February 26.<sup>257</sup> In Brazil, the prevalence of mask wear in public was 25% by March 14, 28% by March 21, 39% by April 4, and 56% by April 12<sup>57</sup>—50 days after the virus is estimated to have arrived in the country. By May 9, the per-capita mortality was 50.1 per million.

## **Graphical Analysis of Mask Effect.**

Before the formal statistical analysis, we graphically illustrate the effect of mask wear (Figures 1, 2). The first figure demonstrates the effect of early mask usage (Figure 1). In the countries not using masks by April 16, the per-capita mortality by May 9 rises dramatically if the infection has persisted in the country over 60 days (Figure 1, red line). On the other hand, countries in which a mask was used from 16 to 30 days

after infection onset had per-capita mortality several orders of magnitude less by May 9 (Figure 1, orange line). When countries recommended masks within 15 days of the onset of the outbreak, the mortality was so low that the curve is difficult to distinguish from the x-axis (Figure 1, blue line).

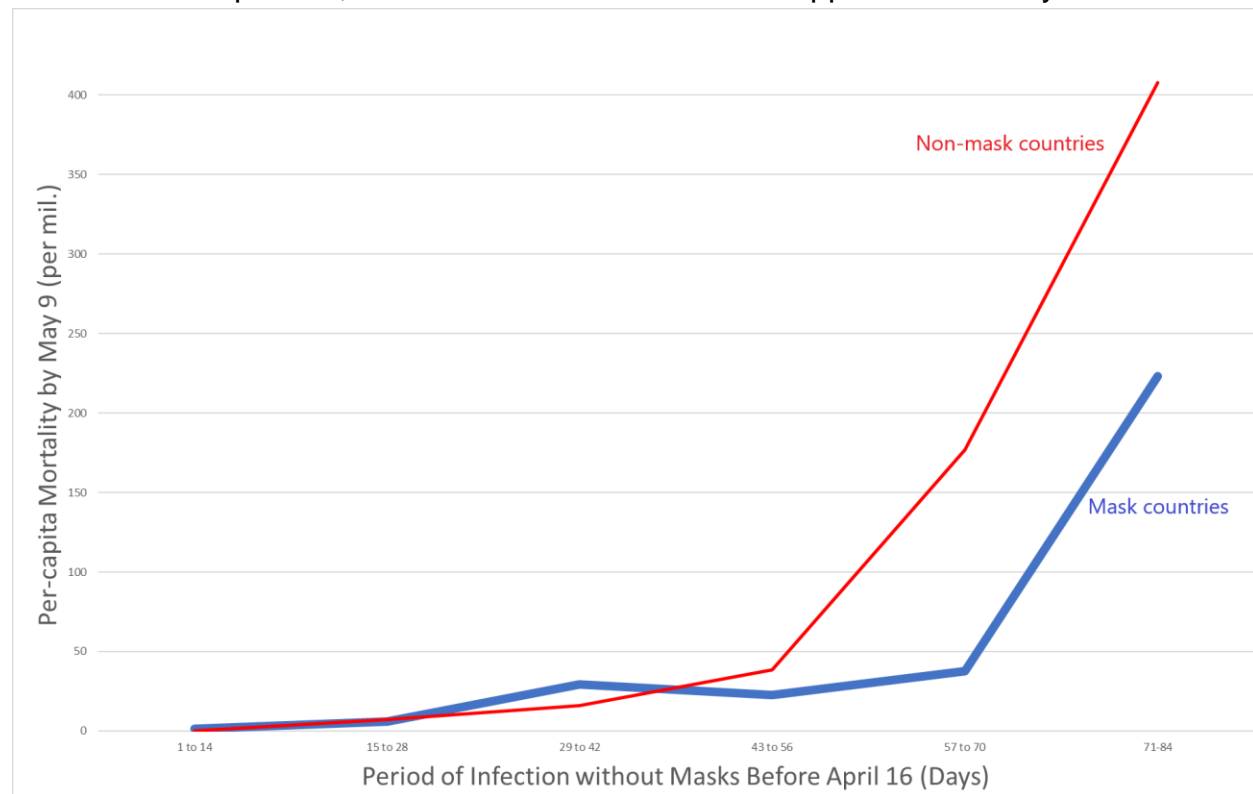


**Figure 1.** Per-capita mortality by May 9 versus duration of infection according to whether early masking was adopted. Data grouped by whether country did not recommend masks by April 16, 2020 or recommended them more than 60 days after outbreak onset (red line); recommended masks 16 to 30 days after onset of the country’s outbreak (orange line); or recommended masks (or traditionally used masks) within 15 days of the outbreak onset (blue line close to the x-axis). Country mortality was averaged for the following country groups of infection duration: 0-15 days, 16-30 days, 31-45 days, 46-60 days, 61-75 days, 76-90 days, 91-105 days. For instance, per-capita mortality for all non-mask or late-masking countries with infection duration between 61 and 75 days was averaged, and graphed at the x-value 68 days. Data for graph derived from 198 countries.

For instance, for the early mask-wearing countries in which the infection had arrived by January (Thailand, Japan, South Korea, Taiwan, Macau, Hong Kong, Vietnam, Cambodia, Malaysia, the Philippines), the virus was present in the country by 80 or more days by April 16 (Table 2). If masks had no effect, we might have expected these countries to have a mortality well over 200 deaths per million (Figures 1, 2).

Instead, the mortality for these 10 regions was 2.1 per million (SD 2.5, Table 2)—approximately a 100-fold reduction.

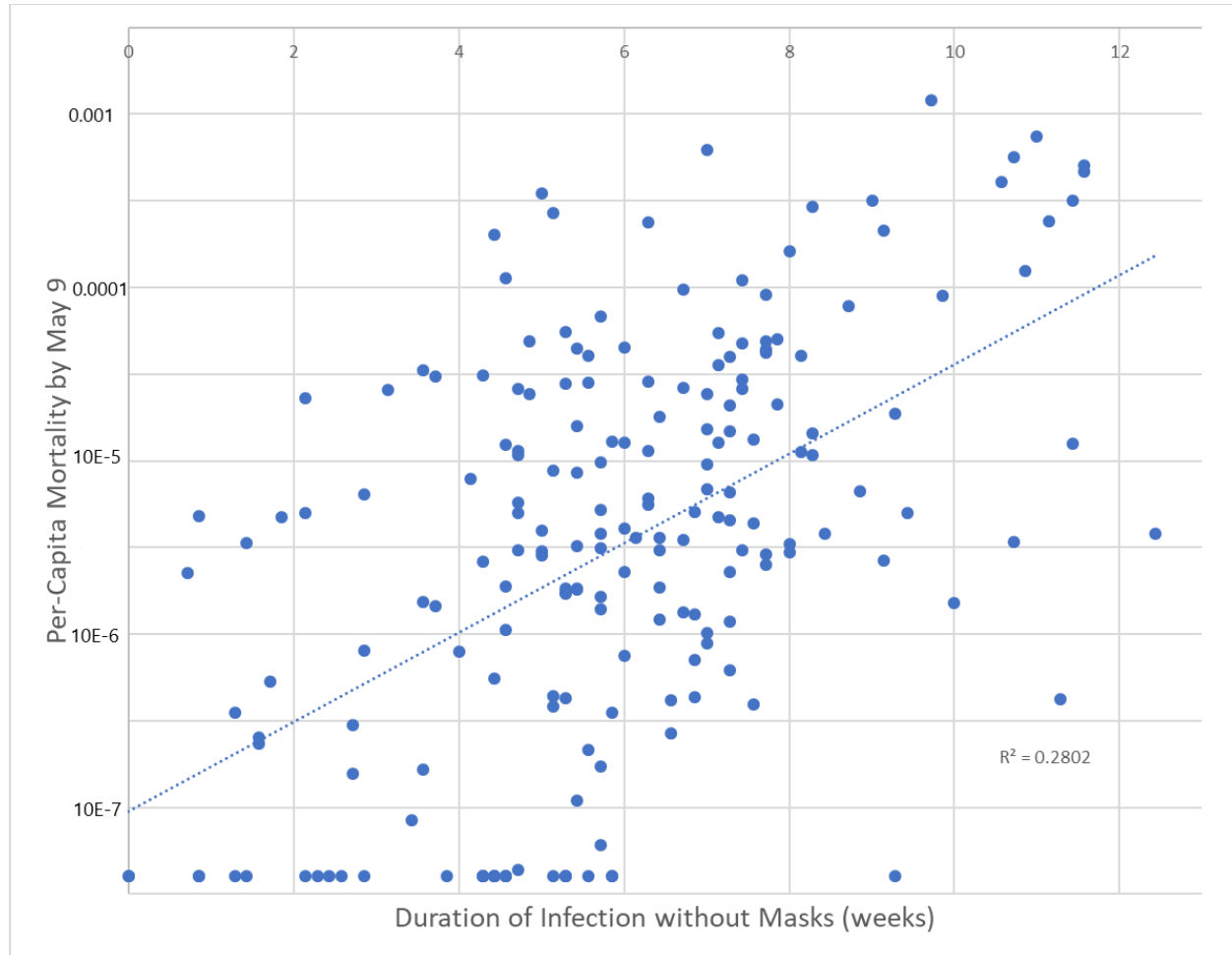
On the other hand, the mortality curves for mask and non-mask countries look reasonably similar if they are compared based on the period of their outbreaks without masks (Figure 2). The red line in the figure displays the mean per-capita mortality as a function of the duration of infection in the countries which did not recommend masks by April 16 (Figure 2). Countries are averaged in two-week (14-day) groups. For instance, the per-capita mortality data from all countries with an outbreak which had lasted between 1 and 14 days by April 16 are averaged and displayed together. Not surprisingly, the longer the outbreak lasts in the country, the higher the mortality. Beyond 8 weeks (56 days), the per-capita mortality sharply increases. Data from countries which recommended masks before Apr. 16 are displayed with the thick blue line (Figure 2). Here, the x-axis is not the total time of the infection, but rather the period of the infection before masks were recommended. Of note, the curves demonstrate the same general behavior. The mortality in the mask countries by 11 weeks is lower by a factor of two, but not by a factor of 100. Thus, when compared on their mask-free periods, mask and non-mask countries appear reasonably similar.



**Figure 2.** Per-capita mortality by May 9 as a function of the period of the country's outbreak without mask recommendations or norms. Data grouped by whether country recommended (or traditionally used) masks by April 16 (blue line), or not (red line). Data for graph derived from 198 countries.

In order to provide some graphical idea of the scatter of the data when exponential growth is assumed, we graphed per-capita mortality by May 9 on a

logarithmic scale as a function of the duration of the country's outbreak not using masks in all 198 countries (Figure 3). This simple model explained 28.0% of the variation in per-capita mortality.



**Figure 3.** Scatter-plot of per-capita mortality by May 9, 2020 as a function of the period of the country's outbreak without mask recommendations or norms. The dotted line represents the best fit using least-squares linear regression. Data for graph derived from 198 countries. Start of outbreak defined as 5 days before first case reported, or 23 days before the first death (whichever was earlier).

## Initial multivariable analyses.

An initial multivariable analysis was conducted including all 198 countries. By multivariable linear regression, significant predictors of the logarithm of each country's per-capita coronavirus mortality included: duration of infection in the country, duration of wearing masks ( $p < 0.001$ ), percentage of the population over age 60, and urbanization (all  $p \leq 0.009$ , Appendix Table A3). The model explained 47.2% of the variation in per-capita mortality (Table A3).

We wanted to determine whether the association of mask use with lower mortality was simply an artifact of the definition of the start of the outbreak as 5 days before the first case or 23 days before the first death (whichever was earlier). Therefore, we ran the multivariable model for all 198 countries with the outbreak start defined simply as the first case date (Appendix Table A4). In this model, each week of the outbreak without masks was associated with a 38.5% increase in per-capita mortality. On the other hand, each week a country wore masks was associated with a reduction in mortality of 4.6% because  $1.3847(0.6887) = 0.954$  (Table A4). The model explained 43.8% of the variation in per-capita mortality—i.e. slightly less than with the original definition of outbreak start.

We also prepared a multivariable model to predict the logarithm of per-capita coronavirus mortality in the 194 countries with obesity data. In this model, lockdown, obesity, temperature, and urbanization were retained due to their plausibility as important factors (Table 3).

By multivariable linear regression, significant predictors of the logarithm of each country's per-capita coronavirus mortality included: duration of infection in the country, duration of wearing masks, and percentage of the population over age 60 (all  $p < 0.001$ , Table 3). The association of obesity with increased mortality approached statistical significance ( $p = 0.07$ , Table 3). When controlling for the duration of infection in the country, there appeared to be a negative association between time in lockdown and per-capita mortality, but this association was not statistically significant ( $p = 0.41$ ) (Table 3). The model explained 50.3% of the variation in per-capita mortality.

**Table 3.** Predictors of (log) Country-wide Per-capita Coronavirus Mortality by May 9 by Multivariable Linear Regression in 194 Countries.

	$10^{\text{coefficient}}$	Coefficient (SE)	95% CI	P
Duration in country (wks)	1.5499	0.190 (0.033)	0.126 to 0.255	<0.001
Time wearing masks (wks)	0.6917	-0.160 (0.030)	-0.218 to -0.102	<0.001
Time in lockdown (wks)	0.9376	-0.028 (0.034)	-0.094 to 0.038	0.41
Population, age $\geq$ 60 (%)	1.1144	0.047 (0.010)	0.027 to 0.067	<0.001
Urbanization (%)	1.0128	0.00552 (0.004)	-0.002 to 0.013	0.13
Obesity prevalence (%)	1.0378	0.016 (0.009)	-0.001 to 0.034	0.07
Temperature, ambient (C)	0.9825	-0.00767 (0.009)	-0.025 to 0.009	0.38
Constant	--	-7.714 (0.371)	-8.45 to -6.98	<0.001

Duration of infection in country from estimated date of first infection until 23 days before May 9, 2020 (i.e. April 16). Mask and lockdown durations run from the stated event (mask recommendation or lockdown) or estimated date of first infection in the country (whichever was later) until 23 days before May 9, 2020 (i.e. April 16). Model  $r^2=0.503$ .

In countries not recommending masks, the per-capita mortality tended to increase each week by a factor of 1.550, or 55.0%. In contrast, in countries recommending masks, the per-capita mortality tended to increase each week by a factor of  $1.5499 * 0.6917 = 1.072$ , or just 7.2%. Under lockdown (without masks), the per-capita mortality increased each week by  $(1.5499)(0.9376) = 1.453$ , or 45.3%, i.e. slightly less than the baseline condition (Table 3).

A country with 10% more of its population living in an urban environment than another country tended to suffer a mortality 13.6% higher ( $10^{0.0552} = 1.136$ , Table 3). A country in which the percentage of the population age 60 or over is 10% higher than in another country tended to suffer mortality 195% higher ( $10^{0.47} = 2.95$ , Table 3). A country with a prevalence of obesity 10% higher tended to suffer mortality 45% higher ( $10^{0.16} = 1.45$ , Table 3).

### Survey-modified Model.

Surveys of mask wearing by the public during the exposure period were available for 41 countries (see above). To determine the influence that actual mask-wear, as opposed to mask policies, might have on the model, we scored countries as mask-wearing if at least 50% of the public wore a mask, and non-mask wearing if less than 50% of the population did so.

Based on surveys, Canada, Finland, France, Germany, and Malawi were not considered mask-wearing countries at any time during the exposure period (ending April 16). In contrast, Indonesia was scored as mask-wearing beginning February 24, Bangladesh beginning March 11, Italy beginning March 19,<sup>58</sup> Myanmar beginning March 20, Spain<sup>58</sup> and India beginning March 21,<sup>57</sup> Saudi Arabia beginning April 1,<sup>58</sup> Russia beginning April 4, Singapore beginning April 10,<sup>58</sup> and the United States, Brazil and Mexico beginning April 12.<sup>57,58</sup>

In this survey-modified model in 198 countries, duration of the outbreak, duration of mask wear, proportion of the population age 60 or over, and urbanization were all

significant predictors of per-capita mortality (all  $p \leq 0.01$ , Appendix Table A5). Each week that the infection persisted in the country without masks was associated with a 50.6% increase in per-capita mortality. On the other hand, when masks were worn, the per-capita mortality only increased by 3.1% weekly,  $(1.5056)(0.6845) = 1.031$ , (Appendix Table A5). The model explained 45.9% of the variance in mortality.

### Numbers of Viral Tests.

Among the 183 countries with viral (PCR) testing data by May 9, per-capita testing performed at all 3 time points was positively associated with per-capita mortality in univariate analysis (all  $p < 0.001$ , Table 1). By May 9, 2020, low-mortality countries had performed 1 test for every 575 members of the population, while high-mortality countries had performed 1 test for every 81 members of the population ( $p < 0.001$ , Table 1).

To the multivariable model (Table 3), we added testing by May 9, using data from 179 countries with both testing and obesity data. Duration of infection in the country, the duration that masks were recommended, and age at least 60 years continued to be significant predictors of per-capita mortality (all  $p \leq 0.001$ , Appendix Table A6). The model explained 52.1% of the variation in per-capita mortality. Each week the infection persisted in a country without masks was associated with a 56.7% increase in per-capita mortality (Table A6). In contrast, in countries where masks were recommended, the per-capita mortality tended to increase each week by 10.7% (because  $(1.5673)(0.7060) = 1.107$ , Table A6). In this model, the prevalence of obesity was significantly associated with country-wide per-capita mortality ( $p = 0.04$ ). If the prevalence of obesity increased by 10% (e.g. from 10% to 20% of a population), the per-capita mortality tended to increase by 58% (Appendix Table A6)

In this model, a 10-fold increase (i.e. one logarithm) in per-capita testing tended to be associated with a 17.0% increase in reported per-capita mortality, though the trend was not close to reaching statistical significance ( $p = 0.55$ , Appendix Table A6). Duration of the infection in the country, time during the outbreak in which masks were recommended, and the fraction of the population over age 60 were all still significant predictors of mortality (all  $p \leq 0.001$ , Appendix Table A3).

If early testing lowers mortality, one might expect negative regression coefficients. Testing on both April 16 and May 9 were added to the multivariable model of Table 3, using data from the 158 countries with both obesity and testing data by these dates. Per-capita testing (log) by April 16 was not negatively associated with per-capita mortality (log) by May 9 (coefficient 0.330, 95% CI -0.254 to 0.915,  $p = 0.27$ ).

Likewise, testing on both April 4 (the earliest archived data) and May 9 were added to the multivariable model of Table 3, using data from the 131 countries with both obesity and testing data by these dates. Per-capita testing (log) by April 4 was not significantly associated with per-capita mortality (log) by May 9 (coefficient -0.022, 95% CI -0.343 to 0.299,  $p = 0.89$ ). Given the coefficient, a 10-fold (one log) increase in early testing would be associated with a (non-significant) decrease in per-capita mortality of 5.0%.

Only 5 countries had performed over 1 test for every 10 people in the country by May 9, 2020 (in order of most testing to least): the Faeroe Islands, Iceland, the Falkland

Islands, the UAE, and Bahrain. The Faeroe and Falkland Islands reported no coronavirus-related deaths. The remaining 3 countries had per-capita mortality above the median value. The highest per-capita mortality among this group was 29.0 per million population (or 1 in 34,480 people), seen in Iceland.

### **Containment and Testing Policies.**

For 161 countries, containment, testing, and health policies were scored by Oxford University.<sup>8</sup> The following countries with mask policies by April 16 were included in this analysis, but not in the previous multivariable model, for lack of data on numbers of tests performed: China, Macau, Cameroon, Sierra Leone, and Sudan. In univariate analysis, scores for school closing, cancelling public events, restrictions on gatherings, and international travel controls were significantly associated with lower per-capita mortality (all  $p \leq 0.03$ , Table 4). Policies regarding workplace closing, closing public transport, stay at home requirements, internal movement restrictions, public information campaigns, testing, and contact tracing were not significant predictors of mortality (all  $p > 0.05$ , Table 4). Likewise, overall indices of stringency, government response, and containment and health were not associated with mortality (all  $p > 0.05$ , Table 4).



**Table 4.** Government policies in 161 countries with low and high per-capita coronavirus mortality by May 9, 2020.

	Odds ratio (95% CI)	Mean (SD)		p value
		Low Mortality	High Mortality	
School closing (0-3)	0.46 (0.26 to 0.82)	2.09 (0.66)	1.83 (0.48)	0.006
Workplace closing (0-3)	1.62 (0.98 to 2.66)	1.14 (0.77)	1.33 (0.47)	0.07
Cancel public events (0-2)	0.32 (0.14 to 0.74)	1.38 (0.45)	1.20 (0.34)	0.008
Restrictions on gatherings (0-4)	0.76 (0.53 to 1.09)	1.99 (0.91)	1.78 (0.82)	0.03
Close public transport (0-2)	0.83 (0.43 to 1.59)	0.62 (0.50)	0.58 (0.45)	0.21
Stay at home requirements (0-3)	1.27 (0.73 to 2.21)	0.81 (0.66)	0.88 (0.44)	0.33
Internal movement restrictions (0-2)	0.71 (0.35 to 1.42)	0.92 (0.52)	0.85 (0.36)	0.06
International travel controls (0-4)	0.44 (0.28 to 0.68)	2.87 (0.78)	2.36 (0.82)	<0.001
Income support (0-2)	40.3 (11.1 to 147.0)	0.13 (0.21)	0.50 (0.40)	<0.001
Debt / contract relief (0-2)	4.44 (2.04 to 9.66)	0.28 (0.39)	0.57 (0.49)	<0.001
Public information campaigns (0-2)	0.63 (0.30 to 1.33)	1.68 (0.39)	1.60 (0.45)	0.31
Testing policy (0-3)	0.84 (0.48 to 1.49)	1.10 (0.60)	1.05 (0.49)	0.22
Contact tracing (0-2)	0.89 (0.54 to 1.47)	1.06 (0.63)	1.02 (0.60)	0.17
Stringency Index (0-100)	0.98 (0.96 to 1.01)	52.2 (15.6)	49.0 (12.4)	0.09
Government response index (0-100)	0.99 (0.97 to 1.03)	44.6 (12.3)	44.5 (11.1)	0.42
Containment & health index (0-100)	0.98 (0.96 to 1.01)	50.9 (14.3)	48.1 (11.9)	0.10
Economic support index (0-100)	1.07 (1.04 to 1.10)	9.8 (12.8)	24.7 (17.4)	<0.001

Government policies were scored by Oxford University.<sup>8</sup> Characterization as low or high mortality was defined by the median for all 198 countries.

A multivariable model in 161 countries found that duration of the infection, duration masks were recommended, prevalence of age at least 60 years, obesity, and international travel restrictions were independently predictive of per-capita mortality (Table 5). The model explained 67.3% of the variation in per-capita mortality. At baseline, each week of the infection in a country was associated with an increase in per-capita mortality of 29.5% (Table 5). In contrast, for each week that masks were worn, the per-capita mortality was associated with a decrease of 2.0% each week (given that  $1.2952(0.7567) = 0.980$ , Table 5).

International travel restrictions were scored by Oxford as: (0) no measures, (1) screening, (2) quarantine arrivals from high-risk regions; and ban on arrivals from some (3) or all (4) regions. The regression analysis suggested that as compared with no border controls, a complete ban on entries from abroad was associated with a change in mortality of  $10^{4*(-0.213)} = 0.14$ , meaning an 86% reduction in per-capita mortality (Table 5). The international travel restrictions were scored as 4 in Greenland, 3.8 in Bermuda, 3.6 in Israel, 3.5 in Czechia and New Zealand, 3.1 in Taiwan, and 2.9 in Australia, and at the other extreme, were scored as 1.1 in Sweden, and as 0 in Iran, Luxembourg, and the UK.

**Table 5.** Predictors of (log) Country-wide Per-capita Coronavirus Mortality by May 9 by Multivariable Linear Regression in 161 Countries.

	10 <sup>coefficient</sup>	Coefficient (SE)	95% CI	P
Duration in country (wks)	1.2952	0.1123 (0.032)	0.050 to 0.175	0.001
Time wearing masks (wks)	0.7567	-0.1211 (0.025)	-0.171 to -0.071	<0.001
Time in lockdown (wks)	0.9419	-0.0260 (0.028)	-0.082 to 0.030	0.36
Population, age ≥ 60 (%)	1.1659	0.0667 (0.009)	0.049 to 0.084	<0.001
Urbanization (%)	1.0141	0.00610 (0.004)	-0.001 to 0.013	0.08
Obesity prevalence (%)	1.0594	0.0250 (0.008)	0.008 to 0.042	0.003
Temperature, ambient (C)	1.0141	0.00607 (0.008)	-0.009 to 0.021	0.42
Testing policy (0-3)	1.1602	0.0645 (0.107)	-0.147 to 0.276	0.55
Contact tracing (0-2)	0.7194	-0.143 (0.095)	-0.331 to 0.045	0.14
Internat. travel controls (0-4)	0.6126	-0.213 (0.076)	-0.362 to -0.063	0.006
Constant	--	-7.228 (0.397)	-8.01 to -6.45	<0.001

Duration of infection in country from estimated date of first infection until 23 days before May 9, 2020 (i.e. April 16). Mask and lockdown durations run from the stated event (mask recommendation or lockdown) or estimated date of first infection in the country (whichever was later) until 23 days before May 9, 2020 (i.e. April 16). Policies on testing, contact tracing, and international travel controls were scored by Oxford University. Model  $r^2=0.673$ .

Per-capita mortality was not significantly associated with policies regarding either testing policy ( $p=0.55$ ), or contact tracing ( $p=0.14$ , Table 5). Testing policy was scored as: no policy (0), symptomatic with exposure, travel history, hospitalization, or key occupation (1), all symptomatic (2), or open to anyone (3). Testing policy tended to be positively associated with mortality. Contact tracing was scored as: none (0), some cases (1), or all cases (2), and tended to be inversely related with per-capita mortality (though not significantly). These countervailing associations meant that as compared with a country with no testing or tracing policy, a country which opened testing to the entire public with comprehensive contact tracing might be associated with a reported change in mortality of  $10^{(3 \times 0.0645 + 2 \times (-0.143))} = 0.808$ , i.e. a 19.2% reduction in per-capita mortality (though statistical significance was not demonstrated). Thus, testing and tracing seem unlikely to account for the almost 100-fold variation in per-capita mortality between low and high mortality countries.

## Discussion.

These results confirm that over 4 months since the appearance of COVID-19 in late 2019, there is marked variation between countries in related mortality. Countries in the lower half of mortality have experienced an average COVID-19-related per-capita mortality of 1.1 deaths per million population, in contrast with an average of 94.2 deaths per million in the remaining countries. Depending on the model and dataset evaluated, statistically significant independent predictors of per-capita mortality included urbanization, fraction of the population age 60 years or over, prevalence of obesity, duration of the outbreak in the country, international travel restrictions, and the period of the outbreak subject to cultural norms or government policies favoring mask-wearing by the public.

These results support the universal wearing of masks by the public to suppress the spread of the coronavirus.<sup>1</sup> Given the low levels of coronavirus mortality seen in the Asian countries which adopted widespread public mask usage early in the outbreak, it seems highly unlikely that masks are harmful.

Our key finding that the logarithm of per-capita coronavirus mortality is linearly and positively associated with the duration of the outbreak without mask norms or mandates was recently confirmed by Goldman Sachs chief economist Jan Hatzius.<sup>258</sup> The Goldman Sachs team saw our online preprint dated June 15, and had reached out to us to discuss our model. The regression analysis performed by Goldman Sachs confirms that, for prediction of both infection prevalence and mortality, the significance of the duration of mask mandates or norms in the model persists after controlling for age of the population, obesity, population density, and testing policy.<sup>258</sup>

One major limitation is that evidence concerning the actual prevalence of mask-wearing by the public is unavailable for most countries. Our survey of the literature is one of the more complete evaluations of the question to date. Available scholarship and surveys do corroborate reports in the news media that mask wear was common in public in many Asian countries, including Japan, the Philippines, Hong Kong, Vietnam, Malaysia, Taiwan, Thailand, China, Indonesia, India, Myanmar and Bangladesh (Table 2). Mask wear was widespread in some low-mortality countries even before, or in the absence of, a formal government recommendation.

In addition, it is likely that the policies favoring mask-wearing in parts of the Middle East, Africa, Latin America and the Caribbean were markers of a general cultural acceptance of masks that helped to limit spread of the virus. Had there been adequate survey data to fully reflect the early wearing of masks in these regions, it is possible that the association of masks with lower mortality would be even stronger.

Conversely, in Western countries which had no tradition of mask-wearing, and which only recommended (rather than mandated) mask-wearing by the public, such as the United States, the practice has been steadily increasing, but change has not been immediate.

Much of the randomized controlled data on the effect of mask-wearing on the spread of respiratory viruses relates to influenza. One recent meta-analysis of 10 trials in families, students, or religious pilgrims found that the relative risk for influenza with the use of face masks was 0.78, a 22% reduction, though the findings were not statistically significant.<sup>259</sup> Combining all the trials, there were 29 cases in groups

assigned to wear masks, compared with 51 cases in control groups.<sup>259</sup> The direct applicability of these results to mask-wearing at the population level is uncertain. For instance, there was some heterogeneity in methods of the component trials, with one trial assigning mask wearing to the person with a respiratory illness, another to his close contacts, and the remainder to both the ill and their contacts.<sup>259</sup> Mask-wearing was inconsistent. The groups living together could not wear a mask when bathing, sleeping, eating, or brushing teeth.<sup>260-262</sup> In one of the studies reviewed, parents wore a mask during the day, but not at night when sleeping next to their sick child.<sup>262</sup> In a different trial, students were asked to wear a mask in their residence hall for at least 6 hours daily (rather than all the time).<sup>260</sup> The bottom line is that it is nearly impossible for people to constantly maintain mask wear around the people with whom they live. In contrast, wearing a mask when on public transit or shopping is quite feasible. In addition, as an infection propagates through multiple generations in the population, the benefits multiply exponentially. Even if one accepts that masks would only reduce transmissions by 22%, then after 10 cycles of the infection, mask-wearing would reduce the level of infection in the population by 91.7%, as compared with a non-mask wearing population, at least during the period of exponential growth (because  $0.78^{10} = 0.083$ ). It is highly unlikely that entire countries or populations will ever be randomized to either wear, or not wear, masks. Public policies can only be formulated based on the best evidence available.

Some countries which used masks were better able to maintain or resume normal business and educational activities. For instance, in Taiwan, schools reopened on February 21, 2020, with parents directed to purchase 4 to 5 masks per week for each child.<sup>82</sup>

Limits on international travel were significantly associated with lower per-capita mortality from coronavirus. As compared with no restrictions, complete shutdown of the border throughout the outbreak was independently associated with 86% lower per-capita mortality.

Nationwide policies to ban large gatherings and to close schools or businesses, tended to be associated with lower mortality, though not in a statistically significant fashion. However, businesses, schools, and individuals made decisions to limit contact, independent of any government policies. The adoption of numerous public health policies at the same time can make it difficult to tease out the relative importance of each.

Colder average monthly temperature was associated with higher levels of COVID-19 mortality in univariate analysis, but not when accounting for other independent variables. One reason that outdoor temperature might have limited association with the spread of the virus is that most viral transmission occurs indoors.<sup>263</sup> We acknowledge that using the average temperature in the country's largest city during the outbreak does not model the outbreak as precisely as modelling mortality and temperature separately in each of the thousands of cities around the world. However, to a first approximation, our method did serve to control for whether the country's climate was tropical, temperate, or polar, and whether the outbreak began in late Winter (Northern hemisphere) or late Summer (Southern hemisphere). Environmental factors which could influence either human behavior or the stability and spread of virus particles are worthy of further study.

Presumably, high levels of testing might identify essentially all coronavirus-related deaths, and still higher levels of testing, combined with contact tracing, might lower mortality. However, statistical support for the benefit of testing and tracing on mortality could not be demonstrated. Policies on testing and tracing were not significantly associated with mortality. In addition, per-capita testing both early (April 4, 16) and later (May 9) were positively associated with reported coronavirus-related mortality. It seems likely that countries which test at a low level are missing many cases. We previously identified just 3 countries (Iceland, the Faeroe Islands, and the UAE) which had performed over 75,000 tests per million population by April 16, and all 3 had mortality below 1 in 46,000 at that point.<sup>264</sup> By May 9, we could add to this “high-testing” group, the Falkland Islands and Bahrain, as all 5 countries had tested over one tenth of their population. All 5 countries had a mortality of 29 per million (1 in 34,480 people) or less. The degree to which these results would apply to larger, less isolated, or less wealthy countries is unknown. Statistical support for benefit of high levels of testing might be demonstrated if additional and more diverse countries are able to test at this level.

One limitation of our study is that the ultimate source of mortality data is often from governments which may not have the resources to provide a full accounting of their public health crises, or an interest in doing so. It should be noted that the benefit of wearing masks persisted in a model which excluded data from China (because no testing data were available, Appendix Table A3). We also acknowledge that country-wide analyses are subject to the ecologic fallacy.

The source for mortality and testing data we selected is publicly available,<sup>7</sup> has been repeatedly archived,<sup>10</sup> contains links to the source government reports for each country, and agrees with other coronavirus aggregator sites.<sup>265</sup> In the interest of transparency, we presented the per-capita mortality data in Appendix Table A1. One might question whether any of these data sites or governments provide a complete and accurate picture of coronavirus mortality. But we must remember that this information does not exist in a vacuum. Independent sources confirm when mortality has been high. Social media alerted the world to the outbreaks in Wuhan, Iran, Italy, and New York. News reports have used aerial photography to confirm the digging of graves in Iran, New York, and Brazil. Long lines were seen to retrieve remains at crematoria in Wuhan. Mortuary facilities were inadequate to meet the demand in New York, and Guayaquil.<sup>265</sup> Conversely, signs of health system overload have been noted to be absent in the countries reporting low mortality. The health systems in Hong Kong, Taiwan, Japan, and South Korea are believed to be transparent. Reporters in Vietnam have even called hospitals and funeral homes to confirm the absence of unusual levels of activity.<sup>266</sup> Therefore, while no data source is perfect, we believe that the data used in the paper are consistent with observations from nongovernmental sources, and are comparable in reliability to those in other scholarly works.

It is not the case that countries which reported no deaths due to coronavirus simply were not exposed to the virus. All 198 countries analyzed did report COVID-19 cases. Several countries which traditionally use masks and sustained low mortality (or none) are close to and have strong travel links to China. Some of these countries reported cases early in the global pandemic (Table 2). Community transmission has been described in Vietnam.<sup>267</sup>

In summary, older age of the population, urbanization, obesity, and longer duration of the outbreak in a country were independently associated with higher country-wide per-capita coronavirus mortality. International travel restrictions were associated with lower per-capita mortality. However, other containment measures, testing and tracing policies, and the amount of viral testing were not statistically significant predictors of country-wide coronavirus mortality, after controlling for other predictors. In contrast, societal norms and government policies supporting mask-wearing by the public were independently associated with lower per-capita mortality from COVID-19. The use of masks in public is an important and readily modifiable public health measure.

**Funding:** None.

**Disclosures:** The authors have no conflicts of interest.

## References.

1. Leffler CT, Ing E, McKeown CA, Pratt D, Grzybowski A. Final Country-wide Mortality from the Novel Coronavirus (COVID-19) Pandemic and Notes Regarding Mask Usage by the Public. April 4, 2020. Available from: [https://www.researchgate.net/publication/340438732\\_Country-wide\\_Mortality\\_from\\_the\\_Novel\\_Coronavirus\\_COVID-19\\_Pandemic\\_and\\_Notes\\_Regarding\\_Mask\\_Usage\\_by\\_the\\_Public](https://www.researchgate.net/publication/340438732_Country-wide_Mortality_from_the_Novel_Coronavirus_COVID-19_Pandemic_and_Notes_Regarding_Mask_Usage_by_the_Public) Accessed: May 20, 2020.
2. Leffler CT, Hogan MC. Age-dependence of mortality from novel coronavirus disease (COVID-19) in highly exposed populations: New York transit workers and residents and Diamond Princess passengers. MedRxiv. Available from: <https://doi.org/10.1101/2020.05.14.20094847> Accessed May 20, 2020.
3. Jordan RE, Adab P, Cheng KK. Covid-19: risk factors for severe disease and death. BMJ. 2020;368:m1198. Available from: <https://www.bmj.com/content/368/bmj.m1198.long> Accessed May 20, 2020.
4. Zhu Y, Xie J. Association between ambient temperature and COVID-19 infection in 122 cities from China. Science of The Total Environment. 2020 Mar 30:138201. Available from: <https://www.ncbi.nlm.nih.gov/pmc/articles/PMC7142675/> Accessed May 20, 2020.
5. Squalli J. Evaluating the determinants of COVID-19 mortality: A cross-country study. medRxiv. 2020 Jan 1. Available from: <https://www.medrxiv.org/content/10.1101/2020.05.12.20099093v1> Accessed May 20, 2020.
6. Syed Q, Sopwith W, Regan M, Bellis MA. Behind the mask. Journey through an epidemic: some observations of contrasting public health responses to SARS. Journal of Epidemiology & Community Health. 2003 Nov 1;57(11):855-6.
7. Worldometers. COVID-19 Coronavirus Pandemic. Available from: [https://www.worldometers.info/coronavirus/?utm\\_campaign=homeAdUOA?Si](https://www.worldometers.info/coronavirus/?utm_campaign=homeAdUOA?Si) Accessed May 9, 2020.
8. Oxford Coronavirus Government Response Tracker. University of Oxford. Available from: <https://www.bsg.ox.ac.uk/research/research-projects/coronavirus-government-response-tracker> Accessed May 24, 2020.
9. Hale T, Angrist N, Kira B, Phillips T, Webster S. Variation in government responses to COVID-19. BSG-WP-2020/032. Version 6.0. University of Oxford. Blavatnik School of Government. May 2020 Available from: <https://www.bsg.ox.ac.uk/sites/default/files/2020-05/BSG-WP-2020-032-v6.0.pdf> Accessed May 31, 2020.
10. Worldometers. COVID-19 Coronavirus Pandemic. April 5, 2020. Available from: <https://web.archive.org/web/20200405020252/https://www.worldometers.info/coronavirus/> Accessed May 17, 2020.
11. European Centre for Disease Prevention and Control. Download today's data on the geographic distribution of COVID-19 cases worldwide. Available from: <https://www.ecdc.europa.eu/en/publications-data/download-todays-data-geographic-distribution-covid-19-cases-worldwide> Accessed April 16, 2020.

12. No author listed. World Climate Guide. Available from: <https://www.climatestotravel.com/> Accessed May 14, 2020.
13. No author listed. List of Cities by Average Temperature. Available from: [https://en.wikipedia.org/wiki/List\\_of\\_cities\\_by\\_average\\_temperature](https://en.wikipedia.org/wiki/List_of_cities_by_average_temperature) Accessed May 14, 2020.
14. Laestadius MP, Wang Y, Taleb ZB, Kalan ME, Cho Y, Manganello J. Online National Health Agency Mask Guidance for the Public in Light of COVID-19: Content Analysis. JMIR Public Health Surveillance. 2020; 6(2):e19501. Available from: <https://publichealth.jmir.org/2020/2/e19501/PDF> Accessed June 7, 2020. Also, Personal Communication, Linnea I. Laestadius, on June 7, 2020.
15. Howard J. What Countries Require Masks in Public or Recommend Masks? #Masks4all Available from: <https://masks4all.co/what-countries-require-masks-in-public/> Accessed May 30, 2020.
16. Countries in the world by population (2020). Available from: <https://www.worldometers.info/world-population/population-by-country/> Accessed May 16, 2020.
17. United Nations Population Division, New York. World Population Prospects: The 2019 Revision. Population, surface area, and density. Available from: [http://data.un.org/ Docs/SYB/PDFs/SYB61\\_T02\\_Population,%20Surface%20Area%20and%20Density.pdf](http://data.un.org/ Docs/SYB/PDFs/SYB61_T02_Population,%20Surface%20Area%20and%20Density.pdf) Accessed May 16, 2020.
18. International Monetary Fund. World Economic Outlook Database, October 2019. Report for Selected Countries and Subjects. Available from: <https://www.imf.org/en/Publications/SPROLLs/world-economic-outlook-databases#sort=%40imfdate%20descending> Accessed April 11, 2020.
19. World Bank. Urban population (% of total population). United Nations Population Division. World Urbanization Prospects: 2018 Revision. Available from: <https://data.worldbank.org/indicator/SP.URB.TOTL.in.zs> Accessed May 16, 2020.
20. The American Cancer Society. The Tobacco Atlas. 2020 Available from: <https://tobaccoatlas.org/topic/prevalence/> Accessed April 11, 2020.
21. WHO Report on the Global Tobacco Epidemic, 2009. Surveys of adult tobacco use in WHO Member States. Available from: [https://www.who.int/tobacco/mpower/2009/Appendix\\_VIII-table\\_1.pdf](https://www.who.int/tobacco/mpower/2009/Appendix_VIII-table_1.pdf) Accessed May 16, 2020.
22. World Bank. Smoking prevalence, males (% of adults). <https://data.worldbank.org/indicator/SH.PRV.SMOK.MA?locations=ME> Accessed May 16, 2020.
23. World Bank. Smoking prevalence, females (% of adults). Available from: <https://data.worldbank.org/indicator/SH.PRV.SMOK.FE?locations=ME> Accessed May 16, 2020.
24. Central Intelligence Agency. The World Factbook. Country Comparison. Obesity. Adult Prevalence Rate. Available from: <https://www.cia.gov/library/publications/the-world-factbook/rankorder/2228rank.html> Accessed May 29, 2020.



25. Parris D. The Alarming Increase of Diabetes in Bermuda. *West Indian Med J.* 2014; 63(7): 685-686. Available from: <https://www.ncbi.nlm.nih.gov/pmc/articles/PMC4668975/> Accessed May 29, 2020.
26. Fu FH. A comparison of lifestyle management practices of residents of three Chinese cities: Hong Kong, Macau and Weihai (Shandong). *International Journal of Sports.* 2013;3:115-26.
27. Ramachandran A, Snehalatha C. Rising burden of obesity in Asia. *Journal of obesity.* 2010 Aug 30;2010.
28. Chobanyan N, Allison Kruger K, Nebb S, Jackson G, Asin V. Evaluation of Environmental Risk Factors for Type 2 Diabetes in Sint Maarten. *J Environ Anal Toxicol.* 2016;6(386):2161-0525.
29. Bjerregaard P, Jørgensen ME, Greenland Population Study Group. Prevalence of obesity among Inuit in Greenland and temporal trend by social position. *American Journal of Human Biology.* 2013 May;25(3):335-40.
30. Veyhe AS, Andreassen J, Halling J, Grandjean P, Petersen MS, Weihe P. Prevalence of type 2 diabetes and prediabetes in the Faroe Islands. *Diabetes research and clinical practice.* 2018 Jun 1;140:162-73.
31. Abdeen Z, Jildeh C, Dkeideek S, Qasrawi R, Ghannam I, Al Sabbah H. Overweight and obesity among Palestinian adults: analyses of the anthropometric data from the first national health and nutrition survey (1999-2000). *Journal of obesity.* 2012 Feb 21;2012.
32. Grol ME, Eimers JM, Alberts JF, Bouter LM, Gerstenbluth I, Halabi Y, Van Sonderen E, Van den Heuvel WJ. Alarming high prevalence of obesity in Curacao: data from an interview survey stratified for socioeconomic status. *International journal of obesity.* 1997 Nov;21(11):1002-9.
33. Corsenac P, Annesi-Maesano I, Hoy D, Roth A, Rouchon B, Capart I, Taylor R. Overweight and obesity in New Caledonian adults: Results from measured and adjusted self-reported anthropometric data. *Diabetes research and clinical practice.* 2017 Nov 1;133:193-203.
34. Favier F, Jaussent I, Le Moullec N, Debussche X, Boyer MC, Schwager JC, Papoz L, REDIA Study Group. Prevalence of Type 2 diabetes and central adiposity in La Reunion Island, the REDIA Study. *Diabetes research and clinical practice.* 2005 Mar 1;67(3):234-42.
35. Grievink L, Alberts JF, O'niel J, Gerstenbluth I. Waist circumference as a measurement of obesity in the Netherlands Antilles; associations with hypertension and diabetes mellitus. *European journal of clinical nutrition.* 2004 Aug;58(8):1159-65.
36. Solet JL, Baroux N, Pochet M, Benoit-Cattin T, De Montera AM, Sissoko D, Favier F, Fagot-Campagna A. Prevalence of type 2 diabetes and other cardiovascular risk factors in Mayotte in 2008: the MAYDIA study. *Diabetes & metabolism.* 2011 Jun 1;37(3):201-7.
37. Daigre JL, Atallah A, Boissin JL, Jean-Baptiste G, Kangambega P, Chevalier H, Balkau B, Smadja D, Inamo J. The prevalence of overweight and obesity, and distribution of waist circumference, in adults and children in the French Overseas Territories: the PODIUM survey. *Diabetes & metabolism.* 2012 Nov 1;38(5):404-11.

38. Guariguata L, Brown C, Sobers N, Hambleton I, Samuels TA, Unwin N. An updated systematic review and meta-analysis on the social determinants of diabetes and related risk factors in the Caribbean. *Revista Panamericana de Salud Pública*. 2018;42: e171.
39. World Health Organization. Nutrition, Physical Activity and Obesity San Marino. Available from: [http://www.euro.who.int/data/assets/pdf\\_file/0016/243322/San-Marino-WHO-Country-Profile.pdf?ua=1](http://www.euro.who.int/data/assets/pdf_file/0016/243322/San-Marino-WHO-Country-Profile.pdf?ua=1) Accessed May 29, 2020.
40. States of Jersey. Health Profile for Jersey 2014...with comparisons of Guernsey, English regions and Europe. Available from: <https://www.gov.je/SiteCollectionDocuments/Government%20and%20administration/R%20Health%20Profile%20Jersey%202014%2020140410%20MM%20v1.pdf> Accessed May 29, 2020.
41. Isle of Man Government. Island's plan to tackle childhood obesity launched. January 22, 2013. Available from: <https://www.gov.im/news/2013/jan/22/islands-plan-to-tackle-childhood-obesity-launched/> Accessed May 29, 2020.
42. Gibraltar Health Authority. Health and Lifestyle. Survey Report of the Adult Population of Gibraltar. 2015. Available from: [https://www.gha.gi/wp-content/uploads/2016/12/GHA\\_Lifestyle\\_Report2015LR.pdf](https://www.gha.gi/wp-content/uploads/2016/12/GHA_Lifestyle_Report2015LR.pdf) Accessed May 29, 2020.
43. James J, Soyibo AK, Hurlock L, Gordon-Strachan G, Barton EN. Cardiovascular Risk Factors in an Eastern Caribbean Island: Prevalence of Non-Communicable Chronic Diseases and Associated Lifestyle Risk Factors for Cardiovascular Morbidity and Mortality in the British Virgin Islands. *West Indian Med J* 2012; 61(4):429-36.
44. Lauer SA, Grantz KH, Bi Q, Jones FK, Zheng Q, Meredith HR, Azman AS, Reich NG, Lessler J. The incubation period of coronavirus disease 2019 (COVID-19) from publicly reported confirmed cases: estimation and application. *Annals of Internal Medicine*. Mar 10, 2020.
45. Verity R, Okell LC, Dorigatti I, Winskill P, Whittaker C, Imai N, Cuomo-Dannenburg G, Thompson H, Walker P, Fu H, Dighe A. Estimates of the severity of COVID-19 disease. *Lancet Infectious Disease*. 2020: 1-9.
46. Leffler CT, Ing E, Lykins JD, McKeown CA, Grzybowski A. Prevention of the spread of coronavirus using masks. *Annals of Internal Medicine*. April 30, 2020. Available from: <https://www.acpjournals.org/doi/10.7326/M20-1342> Accessed May 20, 2020.
47. European Centre for Disease Prevention and Control. COVID-19 Coronavirus data. Available from: <https://data.europa.eu/euodp/en/data/dataset/covid-19-coronavirus-data> Accessed April 16, 2020.
48. Feng S, Shen C, Xia N, Song W, Fan M, Cowling BJ. Rational use of face masks in the COVID-19 pandemic. *Lancet Respir Med*. 2020 Mar 20. pii: S2213-2600(20)30134-X. doi: 10.1016/S2213-2600(20) 30134-X.
49. Mandavilli A. W.H.O. Finally Endorses Masks to Prevent Coronavirus Transmission. *New York Times*. June 5, 2020. Available from: <https://www.nytimes.com/2020/06/05/health/coronavirus-masks-who.html> Accessed June 13, 2020.

50. Baljmaa.T. SEC: MNT 150,000 fine for not wearing face masks. April 14, 2020. Available from: <https://www.montsame.mn/en/read/222259> Accessed May 9, 2020.
51. Uy MH. Lao morning news for March 6. AEC News. March 6, 2020. Available from: <https://aecnewstoday.com/2020/lao-morning-news-for-march-6-3/> Accessed June 6, 2020.
52. No author listed. Laos reports no case of COVID-19, to import face masks from Vietnam. Vietnam Times. March 20, 2020. Available from: <https://vietnamtimes.org.vn/laos-reports-no-case-of-covid-19-to-import-face-masks-from-vietnam-18566.html> Accessed May 9, 2020.
53. Kamata K, Ohmagari N, Tokuda Y. Universal public use of surgical mask and respiratory viral infection. J Gen Fam Med 2020; 21: 35-6.
54. Takahashi. Amid virus outbreak, Japan stores scramble to meet demand for face masks. Japan Times. Available from: <https://www.japantimes.co.jp/news/2020/01/31/national/coronavirus-japan-surgical-masks/#.Xrc8Z2hKhPY> Accessed May 9, 2020.
55. Kawai Y. New China virus spurs 24-hour output of surgical masks in Japan. Nikkei Asian Review. January 18, 2020. Available from: <https://asia.nikkei.com/Business/Business-trends/New-China-virus-spurs-24-hour-output-of-surgical-masks-in-Japan> Accessed June 6, 2020.
56. No author listed. Face masks and hand sanitizers in short supply across Asia amid deadly virus panic. Japan Times. January 24, 2020. Available from: <https://www.japantimes.co.jp/news/2020/01/24/business/face-masks-hand-sanitizers-asia-coronavirus/#.Xtv0JWhKhPY> Accessed June 6, 2020.
57. Bhatia M. 3 in 4 Indians wearing masks to protect themselves from COVID-19 – Ipsos 15-Nation Survey. Highest surge in mask adoption seen for Vietnam, China, Italy, Japan and India. April 21, 2020. Available from: <https://www.ipsos.com/en-in/3-4-indians-wearing-masks-protect-themselves-covid-19-ipsos-15-nation-survey> Accessed June 21, 2020.
58. Bhatia P. YouGov COVID-19 behavior changes tracker: wearing a face mask when in public places. Available from: <https://in.yougov.com/en-hi/news/2020/04/20/yougovs-international-covid-19-tracker-reveals-cha/> Accessed June 19, 2020.
59. AFP. Coronavirus: Maduro tells Venezuelans to make their own masks. March 17, 2020. Available from: <https://www.youtube.com/watch?v=EjTsjJNCAuc> Accessed May 15, 2020.
60. Berwick A, Nava M, Kinosian S. Venezuela confirms coronavirus cases amid public health concerns. Reuters. March 14, 2020. Available from: <https://www.physiciansweekly.com/venezuela-confirms-coronavirus-cases/> Accessed May 15, 2020.
61. Valderrama S. Venezuelans sew homemade face masks amid coronavirus quarantine. Reuters. March 20, 2020. Available from: <https://www.reuters.com/article/us-health-coronavirus-venezuela-masks/venezuelans->

[sew-homemade-face-masks-amid-coronavirus-quarantine-idUSKBN2171W2](#) Accessed May 9, 2020.

62. Lasco G. Why Face Masks Are Going Viral. Sapiens. February 7, 2020. Available from: <https://www.sapiens.org/culture/coronavirus-mask/> Accessed May 9, 2020.

63. Chung K. Macau confirms second patient infected with Chinese coronavirus. South China Morning Post. Available from: <https://www.scmp.com/news/china/article/3047337/macau-confirms-second-patient-infected-chinese-coronavirus> Accessed May 26, 2020.

64. Department of Health, Hong Kong. Latest recommendations by Scientific Committee on Emerging and Zoonotic Diseases and Scientific Committee on Infection Control after reviewing cases of novel coronavirus infection. January 24, 2020. Available from: <https://www.info.gov.hk/gia/general/202001/24/P2020012400762.htm> Accessed May 9, 2020.

65. Cheung E. China coronavirus: death toll almost doubles in one day as Hong Kong reports its first two cases. South China Morning Post. January 22, 2020. Available from: <https://www.scmp.com/news/hong-kong/health-environment/article/3047193/china-coronavirus-first-case-confirmed-hong-kong> Accessed May 9, 2020.

66. Wu P, Tsang TK, Wong JY, et al. Suppressing COVID-19 transmission in Hong Kong: an observational study of the first four months. Available from: <https://assets.researchsquare.com/files/rs-34047/v1/e26fcc0f-8101-4007-9c2a-6fb1b24bc8ea.pdf> Accessed June 19, 2020.

67. Tam VC, Tam SY, Poon WK, Law HK, Lee SW. A reality check on the use of face masks during the COVID-19 outbreak in Hong Kong. Lancet. 2020 May 1;22.

69. No author listed. Sierra Leone has confirmed its first case of coronavirus, president says. Reuters. March 31, 2020. Available from: <https://www.reuters.com/article/us-health-coronavirus-leone-idUSKBN2111MY> Accessed June 6, 2020.

70. No author listed. Sierra Leone announces three-day lockdown against coronavirus. Medical Xpress. April 1, 2020. Available from: <https://medicalxpress.com/news/2020-04-sierra-leone-three-day-lockdown-coronavirus.html> Accessed June 6, 2020.

71. Grieco K, Yusuf Y, Meriggi N. Rapid country study: Sierra Leone. COVID-19 Series. May 2020. Available from: [https://maintainsprogramme.org/wp-content/uploads/29-May-FinalV-Maintains-Covid-Rapid-Country-Report-Sierra-Leone\\_Revised-6.pdf](https://maintainsprogramme.org/wp-content/uploads/29-May-FinalV-Maintains-Covid-Rapid-Country-Report-Sierra-Leone_Revised-6.pdf) Accessed June 28, 2020.

71. Khan S. Cambodia Confirms First Coronavirus Case. VOA Khmer. January 27, 2020. Available from: <https://www.voanews.com/science-health/coronavirus-outbreak/cambodia-confirms-first-coronavirus-case> Accessed May 9, 2020.

72. Khan S. Cambodian Businesses Embrace Protective Measures Against Coronavirus. VOA Khmer. March 30, 2020. Available from: <https://www.voacambodia.com/a/cambodian-businesses-embrace-protective-measures-against-coronavirus/5352023.html> Accessed May 9, 2020.
73. Deviller S, Rungjirajittranon M. Medical Xpress. January 28, 2020. Available from: <https://medicalxpress.com/news/2020-01-fig-leaf-defence-deploying-flimsy.html> Accessed June 6, 2020.
74. Taylor K. I've been traveling in Asia for 3 weeks amid the deadly coronavirus outbreak, and actually catching the virus is far from my biggest fear. Business Insider. February 18, 2020. Available from: <https://www.businessinsider.com/travel-in-asia-during-coronavirus-outbreak-2020-2#so-for-now-my-travels-continue-17> Accessed May 9, 2020.
75. Minh A. Coronavirus fears spur sales of face masks. VN Express. January 27, 2020. Available from: <https://e.vnexpress.net/news/business/economy/coronavirus-fears-spur-sales-of-face-masks-4047111.html> Accessed January 6, 2020.
76. Nguyen NP, Hoang TD, Tran VT, Vu CT, Siewe Fodjo JN, Colebunders R, Dunne MP, Vo VT. Preventive behavior of Vietnamese people in response to the COVID-19 pandemic. medRxiv. 2020. Available from: <https://www.medrxiv.org/content/10.1101/2020.05.14.20102418v1> Accessed June 15, 2020.
77. Harun HN, Yusof TA, Solhi F. Demand for face masks, hand sanitisers soars. New Straits Times. January 30, 2020. Available from: <https://www.nst.com.my/news/nation/2020/01/561250/demand-face-masks-hand-sanitisers-soars> Accessed May 9, 2020.
78. No author listed. Bhutan confirms first coronavirus case. Economic Times. March 6, 2020. Available from: <https://economictimes.indiatimes.com/news/international/world-news/bhutan-confirms-first-coronavirus-case/articleshow/74506428.cms> Accessed June 22, 2020.
79. Ministry of Health, Royal Government of Bhutan. When to use a mask. March 11, 2020. Available from: <https://www.facebook.com/MoHBhutan/posts/when-to-use-maskcoronavirus-covid/2986288851432711/> Accessed June 22, 2020.
80. Chiu WT, Laporte RP, Wu J. Determinants of Taiwan's Early Containment of COVID-19 Incidence. AJP. 2020; 110(7): 943-4.
81. Chiang CH, Chiang CH, Chiang CH. Maintaining mask stockpiles in the COVID-19 pandemic: Taiwan as a learning model. Infection Control & Hospital Epidemiology 2020; 1-2.
82. Blanchard B. Taiwan ups Chinese visitor curbs, to stop mask exports. Reuters. January 27, 2020. Available from: <https://www.reuters.com/article/us-china-health-taiwan/taiwan-ups-chinese-visitor-curbs-to-stop-mask-exports-idUSKBN1ZQ1C6> Accessed May 9, 2020.

83. Štefúnová I. Slovensko pritvrdilo v boji s vírusom. Nosenie rúšok je povinné. Pravda. March 15, 2020. Available from: <https://spravy.pravda.sk/domace/clanok/545657-slovensko-pritvrdilo-v-boji-s-virusom-nosenie-rusok-je-povinne/> Accessed May 15, 2020.
84. Public Health Authority, Slovakia. "Opatrenie Úradu verejného zdravotníctva Slovenskej republiky pri ohrození verejného zdravia" March 24, 2020. Available from: [http://www.uvzsr.sk/docs/info/covid19/Opatrenie\\_UVZSR\\_povinnost\\_nosit\\_ruska\\_2403\\_2020.pdf](http://www.uvzsr.sk/docs/info/covid19/Opatrenie_UVZSR_povinnost_nosit_ruska_2403_2020.pdf) Accessed May 15, 2020.
85. Zeng N, Li Z, Ng S, Chen D, Zhou H. Epidemiology reveals mask wearing by the public is crucial for COVID-19 control. *Medicine in Microecology* May 13, 2020. Available from: <https://doi.org/10.1016/j.medmic.2020.100015> Accessed June 19, 2020.
86. No author listed. With fears of Coronavirus spreading, do face masks really work? Associated Press. Available from: <https://fox8.com/news/health/with-fears-of-coronavirus-spreading-do-face-masks-really-work/> Accessed June 6, 2020.
87. Taylor K. Costco is selling out of surgical masks in South Korea, as the country battles the spread of the coronavirus. *Business Insider*. February 3, 2020. Available from: <https://www.businessinsider.com/costco-is-selling-out-of-surgical-masks-in-south-korea-2020-2> Accessed June 6, 2020.
88. Han G, Zhou YH. Possibly critical role of wearing masks in general population in controlling COVID-19. *Journal of Medical Virology*. 2020; 1-3. Available from: <https://onlinelibrary.wiley.com/doi/pdf/10.1002/jmv.25886> Accessed June 19, 2020.
89. Kim ET. How South Korea Solved Its Face Mask Shortage: Neighborhood pharmacists and government intervention were the secret weapons. *New York Times*. April 1, 2020. Available from: <https://www.nytimes.com/2020/04/01/opinion/covid-face-maskshortage.html> Accessed April 17, 2020.
90. Wong M. Grenada records first COVID-19 case. *loopnewsbarbados*. March 22, 2020. Available from: <http://www.loopnewsbarbados.com/content/grenada-records-first-covid-19-case-4> Accessed June 17, 2020.
91. Ministry of Health Grenada. Be COVID-19 smart—wear a mask. April 3, 2020. Available from: <https://www.facebook.com/HealthGrenada/posts/be-covid19-smart-wear-a-maskmasks-are-effective-in-helping-to-slow-the-spread-of/738937303305031/> Accessed June 17, 2020.
92. Cabinet of Grenada. Emergency Powers (Covid-19) (No. 3) Regulations, 2020. April 6, 2020. Available from: <https://www.nowgrenada.com/2020/04/emergency-powers-covid-19-no-3-regulations-2020/> Accessed June 17, 2020.
93. Mozambique confirms first coronavirus case. *National Post*. Available from: <https://nationalpost.com/pmnh/health-pmnh/mozambique-confirms-first-coronavirus-case> Accessed June 6, 2020.

94. No author listed. Just In: Coronavirus. Mozambique announces first Covid-19 patient recovery. Club of Mozambique. April 4, 2020. Available from: <https://clubofmozambique.com/news/just-in-coronavirus-mozambique-announces-first-covid-19-patient-recovery-156979/> Accessed June 19, 2020.
95. No author listed. Mozambique: Government Orders Wearing of Masks. allAfrica. April 9, 2020. Available from: <https://allafrica.com/stories/202004091000.html> Accessed May 30, 2020.
96. No author listed. Uzbekistan confirms first coronavirus case – govt. Reuters. March 15, 2020. Available from: <https://www.reuters.com/article/health-coronavirus-uzbekistan/uzbekistan-confirms-first-coronavirus-case-govt-idUSL8N2B802F> Accessed June 10, 2020.
97. COVID-19 Information. US Embassy in Uzbekistan. May 1, 2020. Available from: <https://uz.usembassy.gov/covid-19-information/> Accessed May 9, 2020.
98. Thongthab S. Ministry of Public Health Enhances Disease Prevention and Control. The Bangkok Insight. January 31, 2020. Available from: <https://www.thebangkokinsight.com/282702/> Accessed May 9, 2020.
99. Bureau of Information Office of the Permanent Secretary of MOPH [of Thailand]. Novel Coronavirus 2019, January 28, 2020 News Report. Available from: <https://pr.moph.go.th/?url=pr/detail/2/04/137810/> Accessed June 6, 2020.
100. Bureau of Information Office of the Permanent Secretary of MOPH [of Thailand]. Novel Coronavirus (2019-nCoV) Report, January 31, 2020. Available from: <https://pr.moph.go.th/?url=pr/detail/2/04/137947/> Accessed June 6, 2020.
101. Bureau of Information Office of the Permanent Secretary of MOPH [of Thailand]. Novel Coronavirus (2019-nCoV) News Report, January 30, 2020. Available from: <https://pr.moph.go.th/?url=pr/detail/2/04/137895/> Accessed June 6, 2020.
102. Doung-ngern P, Suphanchaimat R, Panjagampathana A, Janekrongtham C, Ruampoom D, Daochaeng N, Eungkanit N, Pisitpayat N, Srisong N, Yasopa O, Plernprom P. Associations between wearing masks, washing hands, and social distancing practices, and risk of COVID-19 infection in public: a cohort-based case-control study in Thailand. medRxiv. Accessed June 19, 2020.
103. No author listed. Just In: Malawi registers first COVID-19 death. Face of Malawi. April 7, 2020. Available from: <https://www.faceofmalawi.com/2020/04/covid-19-first-death-in-malawi/> Accessed June 6, 2020.
104. Chilunga Z. Malawi: Mutharika Urges Malawi Unity and 'Steadfast' in COVID-19 Fight - Announce New Measures to Stop Spread of Outbreak. Nyasa Times. April 4, 2020. Available from: <https://allafrica.com/stories/202004060182.html> Accessed May 29, 2020.
105. Chilunga Z. Malawi: Mutharika Urges Malawi Unity and 'Steadfast' in COVID-19 Fight - Announce New Measures to Stop Spread of Outbreak. AllAfrica, Nyasa Times. April 4, 2020. Available from: <https://allafrica.com/stories/202004060182.html> Accessed June 1, 2020.

106. Banda J, Dube A, Brumfield S, Amoah A, Crampin A, Reniers G, Helleringer S. Knowledge and behaviors related to the COVID-19 pandemic in Malawi. medRxiv. 2020 Jan 1.
107. No author listed. V Česku jsou tři lidé nakažení koronavirem. Předtím byli v Itálii. ČT24. Česka Televize 24. March 1, 2020. Available from: <https://ct24.ceskatelevize.cz/domaci/3056228-v-cesku-jsou-tri-lide-nakazeni-koronavirem> Accessed June 14, 2020.
108. Veronika B. Could Czech's Measure to Fight Coronavirus Save Thousands of Lives? Prague Morning. April 4, 2020. Available from: <https://www.praguemorning.cz/could-czechs-measure-to-fight-coronavirus-save-thousands-of-lives-2/> Accessed May 7, 2020.
109. Chisenga O, Mbulo E. Wear masks to mitigate COVID-19-Chilufya. The Mast. April 5, 2020. Available from: <https://www.themastonline.com/2020/04/05/wear-masks-to-mitigate-covid-19-chilufya/> Accessed June 18, 2020.
110. Center for International Health, Education, and Biosecurity. University of Maryland. COVID-19 Clinical Guidance and Mask Making in Zambia. Available from: <http://ciheb.org/NEWS/COVID-19-Clinical-Guidance-and-Mask-Making-in-Zambia/> Accessed June 18, 2020.
111. U.S. Embassy Lusaka Zambia. Health Alert: Zambia, Wearing Of Masks In Public Now Mandatory. April 16, 2020. Available from: <https://www.osac.gov/Country/Zambia/Content/Detail/Report/251986cc-38ee-4e4c-ad78-1875ef77459e> Accessed June 18, 2020.
112. No author listed. More African countries confirm first coronavirus cases as Jack Ma pledges aid. Reuters. March 16, 2020. Available from: <https://www.reuters.com/article/us-health-coronavirus-africa/somalia-liberia-benin-and-tanzania-confirm-first-coronavirus-cases-idUSKBN21311A> Accessed June 17, 2020.
113. Coronavirus: Benin recommends use of face mask. Pana Press. April 6, 2020. Available from: [https://www.panapress.com/Coronavirus-Benin-recommends-use-a\\_630636073-lang2.html](https://www.panapress.com/Coronavirus-Benin-recommends-use-a_630636073-lang2.html) Accessed June 17, 2020.
114. Agence France Presse. Benin Orders Citizens To Don Anti-virus Masks. April 7, 2020. Available from: <https://www.barrons.com/news/benin-orders-citizens-to-don-anti-virus-masks-01586263504> Accessed June 17, 2020.
115. Benin Police Enforce Mask Wearing In Bid To Stop Virus. Agence France Presse. April 8, 2020. Available from: <https://www.barrons.com/news/benin-police-enforce-mask-wearing-in-bid-to-stop-virus-01586363106> Accessed May 30, 2020.
116. No author listed. Face mask and fruit prices soar in Sudan. Dabanga. March 16, 2020. Available from: <https://www.dabangasudan.org/en/all-news/article/face-mask-and-fruit-prices-soar-in-sudan>



117. No author listed. Sudan Flash Update, 16 Mar 2020: Sudan creates two COVID-19 isolation centres in Khartoum State. Available from:

<https://reliefweb.int/report/sudan/sudan-flash-update-16-mar-2020-sudan-creates-two-covid-19-isolation-centres-khartoum> Accessed May 26, 2020.

118. Mousa, K.N.A.A., Saad, M.M.Y. and Abdelghafor, M.T.B., 2020. Knowledge, attitudes, and practices surrounding COVID-19 among Sudan citizens during the pandemic: an online cross-sectional study. Sudan Journal of Medical Sciences (SJMS). 2020; 15:32-45.

119. De Shong D. Antigua and Barbuda records first case of the novel coronavirus. Loop News Barbados. March 13, 2020. Available from:

<http://www.loopnewsbarbados.com/content/antigua-and-barbuda-records-first-case-coronavirus-4> Accessed June 17, 2020.

120. No author listed. Mandatory wearing of face masks will soon be enforceable. Antigua Nice. April 6, 2020. Available from:

<http://www.antiguanice.com/v2/client.php?id=943&news=12425>

Accessed May 29, 2020.

121. No author listed. Bosnia confirms its first case of coronavirus. N1 News. March 5, 2020. Available from: <http://ba.n1info.com/English/NEWS/a414110/Bosnia-confirms-its-first-case-of-Coronavirus.html> Accessed June 14, 2020.

122. No author listed. Bosnia's Federation entity loosens curfew, introduced mandatory masks. N1 News. March 29, 2020. Available from:

<http://ba.n1info.com/English/NEWS/a420560/Bosnia-s-Federation-entity-loosens-curfew-introduced-mandatory-masks.html> Accessed June 10, 2020.

123. Health Alert: U.S. Embassy Sarajevo, Bosnia and Herzegovina. Available from:

<https://ba.usembassy.gov/health-alert-u-s-embassy-sarajevo-bosnia-and-herzegovina-march-30-2020/> Accessed May 6, 2020.

124. No author listed. Ivory Coast confirms first case of coronavirus. Reuters. Daily Sabah. March 11, 2020. Available from: <https://www.dailysabah.com/world/ivory-coast-confirms-first-case-of-coronavirus/news> Accessed June 13, 2020.

125. No author listed. Coronavirus: Ivory Coast protesters target testing centre. BBC News. April 6, 2020. Available from: <https://www.bbc.com/news/world-africa-52189144> Accessed June 18, 2020.

126. Ministry of Health, Republic of Kenya. First case of coronavirus disease confirmed in Kenya. March 13, 2020. Available from: <https://www.health.go.ke/first-case-of-coronavirus-disease-confirmed-in-kenya/> Accessed June 20, 2020.

127. Munde C. First Kenyan dies of Covid-19 - CS Kagwe. The Star. March 26, 2020.

Available from: <https://www.the-star.co.ke/covid-19/2020-03-26-first-kenyan-dies-of-covid-19-cs-kagwe/> Accessed June 20, 2020.

128. Muraya J. Masks Are Not Optional, Kagwe Tells Passengers As Virus Threat Heightened. Capitol News. April 3, 2020. Available from: <https://www.capitalfm.co.ke/news/2020/04/masks-are-not-optional-kagwe-tells-passengers-as-virus-threat-heightened/> Accessed June 20, 2020.
129. Muraya J. Kenya: Masks Now Mandatory in Public Places, Kenya Declares. All Africa. April 5, 2020. Available from: <https://allafrica.com/stories/202004060049.html> Accessed May 29, 2020.
130. Austrian K, Abuya T. We wanted to know how coronavirus affects Nairobi's slum residents. What we found. The Conversation. May 5, 2020. Available from: <https://theconversation.com/we-wanted-to-know-how-coronavirus-affects-nairobis-slum-residents-what-we-found-137621> Accessed June 20, 2020.
131. Gómez R. Primer caso de COVID-19 en El Salvador pudo haber entrado por punto ciego en Metapán. La Prensa Grafica. March 18, 2020. Available from: <https://www.laprensagrafica.com/elsalvador/Primer-caso-de-COVID-19-en-El-Salvador-pudo-haber-entrado-por-punto-ciego-en-Metapan-se-ha-activado-cerco-sanitario-por-48-horas-en-ese-municipio-20200318-0064.html>
132. No author listed. Which countries have made wearing face masks compulsory? Al Jazeera News. May 5, 2020. Available from: <https://www.aljazeera.com/news/2020/04/countries-wearing-face-masks-compulsory-200423094510867.html> Accessed May 7, 2020.
133. Huang C, Wang Y, Li X, Ren L, Zhao J, Hu Y, Zhang L, Fan G, Xu J, Gu X, Cheng Z. Clinical features of patients infected with 2019 novel coronavirus in Wuhan, China. Lancet. 2020;395(10223):497-506.
134. Wu H, Yu S. Masks on, Chinese start holiday travels as alarm mounts over mystery virus. Reuters. Jan. 20, 2020. Available from: <https://www.reuters.com/article/us-china-health-pneumonia-masks/masks-on-chinese-start-holiday-travels-as-alarm-mounts-over-mystery-virus-idUSKBN1ZJ0VU> Accessed May 26, 2020.
135. No author listed. All people in public places in Wuhan required to wear masks, local government says. China Daily. Jan. 22, 2020. Available from: <http://www.chinadaily.com.cn/a/202001/22/WS5e285cada310128217272d84.html> Accessed May 26, 2020.
136. Adhikari SP, et al. Epidemiology, causes, clinical manifestation and diagnosis, prevention and control of coronavirus disease (COVID-19) during the early outbreak period: a scoping review. Infectious Diseases of Poverty 2020;9.1: 1-12.
137. Epidemic Prevention and Control Group. CDC. Notice regarding the issuance of guidelines for the protection of people with different risks of new coronavirus infection and guidelines for the use of pneumonia masks for the prevention of new coronavirus infection. Jan. 31, 2020. Available from: <http://www.nhc.gov.cn/jkj/s7916/202001/a3a261dabfcf4c3fa365d4eb07ddab34.shtml> Accessed May 26, 2020.

138. Sharma V, Ortiz MR, Sharma N. Risk and Protective Factors for Adolescent and Young Adult Mental Health Within the Context of COVID-19: A Perspective From Nepal. *J Adolesc Health*. May 20, 2020. Available from:

<https://www.ncbi.nlm.nih.gov/pmc/articles/PMC7237905/> Accessed June 10, 2020.

139. Singh DR, Sunuwar DR, Karki K, Ghimire S, Shrestha N. Knowledge and Perception Towards Universal Safety Precautions During Early Phase of the COVID-19 Outbreak in Nepal. *Journal of Community Health*. May 13, 2020. Available from:

<https://link.springer.com/content/pdf/10.1007/s10900-020-00839-3.pdf> Accessed June 10, 2020.

140. No author listed. Coronavirus: Students wear face masks to school in Nepal. *Manila Bulletin Online*. January 29, 2020. Available from:

<https://www.youtube.com/watch?v=gjdykIOjqSU> Accessed June 10, 2020.

141. Nepalis rush to buy face masks amidst coronavirus outbreak but there are none available. *Kathmandu Post*. February 3, 2020. Available from:

<http://webcache.googleusercontent.com/search?q=cache:BLTdc-faXCkJ:https://kathmandupost.com/national/2020/02/03/nepalis-rush-to-buy-face-masks-amidst-coronavirus-outbreak-but-there-are-none-available&hl=en&gl=us&strip=1&vwsrc=0> Accessed June 10, 2020.

142. Khatiwada SA, Poudel KR. After the outbreak of novel coronavirus in China, consumption of masks in Nepali markets has significantly increased, leading to their acute shortage. *Rising Nepal Daily*. February 8, 2020. Available from:

<https://webcache.googleusercontent.com/search?q=cache:fz4AvW5wF3sJ:https://risingnepaldaily.com/main-news/masks-can-do-only-so-much-to-protect-us+&cd=28&hl=en&ct=clnk&gl=us> Accessed June 10, 2020.

143. No author listed. Decisions of the High-Level Coordination Committee for the Prevention and Control of COVID-19 [Nepal]. March 25, 2020. Available from:

<https://webcache.googleusercontent.com/search?q=cache:Gkx0jxclr6MJ:https://us.nepalembassy.gov.np/decisions-of-the-high-level-coordination-committee-for-the-prevention-and-control-of-covid-19-2/+&cd=17&hl=en&ct=clnk&gl=us> Accessed June 10, 2020.

144. Sijapati A. Protecting Nepal's elderly from COVID-19. *Nepali Times*. March 25, 2020. Available from: <https://www.nepalitimes.com/banner/protecting-nepals-elderly-from-covid-19/> Accessed June 10, 2020.

145. Soeriaatmadja W. Coronavirus: Price of a box of N95 masks cost more than a gram of gold in Indonesia. *Straits Times*. February 10, 2020. Available from:

<https://www.straitstimes.com/asia/se-asia/coronavirus-price-of-a-box-n95-masks-cost-more-than-a-gram-of-gold-in-indonesia>

146. No author listed. Indonesia confirms first cases of coronavirus. Bangkok Post. March 2, 2020. Available from: <https://www.bangkokpost.com/world/1869789/indonesia-confirms-first-cases-of-coronavirus> Accessed June 19, 2020.
147. Afriyadi AD. Telkom Buka Suara Ada Karyawannya Meninggal Positif Corona. Detik Finance. March 16, 2020. Available from: <https://finance.detik.com/berita-ekonomi-bisnis/d-4940364/telkom-buka-suara-ada-karyawannya-meninggal-positif-corona> Accessed June 19, 2020.
148. Yulisman L. Coronavirus: Indonesia makes face masks compulsory as death toll nears 200. Straits Times. April 5, 2020. Available from: <https://www.straitstimes.com/asia/se-asia/coronavirus-indonesia-orders-citizens-to-wear-masks-as-infections-rise> Accessed May 29, 2020.
149. Reid D. India confirms its first coronavirus case. CNBC. January 30, 2020. Available from: <https://www.cnbc.com/2020/01/30/india-confirms-first-case-of-the-coronavirus.html> Accessed June 19, 2020.
150. Thacker T. Amid outbreak, Health Ministry recommends homemade face masks. Economic times. Apr 4, 2020. Available from: <https://economictimes.indiatimes.com/industry/healthcare/biotech/healthcare/amid-outbreak-health-ministry-recommends-homemade-face-masks/articleshow/74978175.cms> Accessed May 29, 2020.
151. No author listed. Sri Lanka adopts prevention measures after first coronavirus case. Outlook. January 29, 2020. Available from: <https://www.outlookindia.com/newscroll/sri-lanka-adopts-prevention-measures-after-first-coronavirus-case/1720276> Accessed June 7, 2020.
152. Sri Lanka makes wearing face masks mandatory when stepping out. Colombo Page. April 11, 2020. Available from: [http://www.colombopage.com/archive\\_20A/Apr11\\_1586618131CH.php](http://www.colombopage.com/archive_20A/Apr11_1586618131CH.php) Accessed May 8, 2020.
153. Myanmar confirms first two coronavirus cases. Straits Times. March 24, 2020. Available from: <https://www.straitstimes.com/asia/se-asia/myanmar-confirms-first-coronavirus-cases> Accessed June 28, 2020.
154. Nagemson A. Fears of coronavirus catastrophe as Myanmar reports first death. Al Jazeera. April 1, 2020. Available from: <https://www.aljazeera.com/news/2020/06/500000-dead-coronavirus-live-updates-200628233313992.html> Accessed June 28, 2020.
155. Mya Kyaw S, Aye SM, Hlaing Win A, Hlaing Su S, Thida A. Awareness, perceived risk and protective behaviours of Myanmar adults on COVID-19. International Journal of Community Medicine and Public Health. 2020; 7:1627-36.
156. Wadood A, Mamun AS, Rafi A, Islam K, Mohd S, Lee LL, Hossain G. Knowledge, attitude, practice and perception regarding COVID-19 among students in Bangladesh: Survey in Rajshahi University. medRxiv (2020).
157. Ferdousa MZ, Islama MS, Sikdera MT, Md AS. Knowledge, attitude, and practice regarding COVID-19 outbreak in Bangladesh: An online-based cross-sectional study.

158. Ministry of Health, Singapore. Updates on COVID-19 (Coronavirus Disease 2019) Local Situation. <https://www.moh.gov.sg/covid-19> Accessed April 4, 2020.
159. Ministry of Health, Singapore. Official Update of COVID -19 Situation in Singapore. <https://experience.arcgis.com/experience/7e30edc490a5441a874f9efe67bd8b89> Accessed April 4, 2020.
160. Sim D. Coronavirus: what's behind Singapore's U-turn on wearing masks? South China Morning Post. April 3, 2020. Available from: <https://www.scmp.com/week-asia/health-environment/article/3078399/coronavirus-whats-behind-singapores-u-turn-wearing> Accessed May 30, 2020.
161. Mousavi SH, Abdi M, Zahid SU, Wardak K. Coronavirus disease 2019 (COVID-19) outbreak in Afghanistan: Measures and challenges. *Infect Control Hosp Epidemiol.* 2020 May 15 : 1–2.
162. Smith SS. Service Delivery in Taliban-Influenced Areas of Afghanistan. United States Institute of Peace. April 2020. Available from: [https://www.usip.org/sites/default/files/2020-04/20200430-sr\\_465-service\\_delivery\\_in\\_taliban\\_influenced\\_areas\\_of\\_afghanistan-sr.pdf](https://www.usip.org/sites/default/files/2020-04/20200430-sr_465-service_delivery_in_taliban_influenced_areas_of_afghanistan-sr.pdf) Accessed June 28, 2020.
163. Malik S. Knowledge of COVID-19 Symptoms and Prevention among Pakistani Adults: A Cross-sectional Descriptive Study. *PsyArXiv* Available from: <https://psyarxiv.com/wakmz> Accessed June 28, 2020.
164. Mirza TM, Ali R, Musarrat Khan HM. The knowledge and perception of COVID-19 and its preventive measures, in public of Pakistan. *Pak Armed Forces Med J* 2020; 70 (2): 338-45.
165. Nandkeolyar KH. Coronavirus in UAE: Four of a family infected. *Gulf News.* January 29, 2020. Available from: <https://gulfnews.com/uae/health/coronavirus-in-uae-four-of-a-family-infected-1.1580273983681> Accessed June 20, 2020.
166. Venkataraman V. Coronavirus: UAE Ministry of Health Warns Against Usage Of Masks. *Curly Tales.* February 29, 2020. Available from: <https://curlytales.com/coronavirus-uae-ministry-of-health-warns-against-usage-of-masks/> Accessed June 20, 2020.
167. No author listed. Health Alert: U.S. Embassy Abu Dhabi and U.S. Consulate General Dubai (March 28, 2020). Available from: <https://ae.usembassy.gov/health-alert-u-s-embassy-abu-dhabi-and-u-s-consulate-general-dubai-march-28-2020/> Accessed June 20, 2020.
168. No author listed. Saudi Arabia announces first case of coronavirus. *Arab News.* March 3, 2020. Available from: <https://www.arabnews.com/node/1635781/saudi-arabia> Accessed June 20, 2020.
169. Sly L. Lebanon is in a big mess. But on coronavirus, it's doing something right. *Washington Post.* April 22, 2020. Available from: <https://www.washingtonpost.com/world/middle-east/lebanon-is-in-a-big-mess-but-on->

[coronavirus-its-doing-something-right/2020/04/21/a024496a-83e0-11ea-81a3-9690c9881111\\_story.html](https://www.aljazeera.com/news/2020/04/21/coronavirus-its-doing-something-right/2020/04/21/a024496a-83e0-11ea-81a3-9690c9881111_story.html) Accessed June 24, 2020.

170. No author listed. Lebanon divided over face masks in virus battle. Arab News. April 5, 2020. Available from: <https://www.arabnews.com/node/1653251/middle-east> Accessed May 8, 2020.

171. Houssari N. Lebanese must wear face masks despite coronavirus lockdown transition period. Arab News. April 25, 2020. Available from: <https://arab.news/nzbdk> Accessed June 24, 2020.

172. Samir Abdelhafiz A, Mohammed Z, Ibrahim ME, Ziady HH, Alorabi M, Ayyad M, Sultan EA. Knowledge, perceptions, and attitudes of Egyptians towards the novel coronavirus disease (COVID-19). Journal of Community Health. April 21, 2020. Available from: <https://link.springer.com/content/pdf/10.1007/s10900-020-00827-7.pdf> Accessed June 19, 2020.

173. Fouly M. Feature: Young Egyptians launch campaign to provide face masks, raise coronavirus awareness in streets. Xinhua. March 20, 2020. Available from: [http://www.xinhuanet.com/english/2020-03/21/c\\_138902950.htm](http://www.xinhuanet.com/english/2020-03/21/c_138902950.htm) Accessed June 19, 2020.

174. No author listed. Two Iranians die after testing positive for coronavirus. Reuters. February 19, 2020. Available from: <https://www.cnbc.com/2020/02/19/two-iranians-die-after-testing-positive-for-coronavirus.html> Accessed June 27, 2020.

175. Borger J. Satellite images show Iran has built mass graves amid coronavirus outbreak. The Guardian. March 12, 2020. Available from: <https://www.theguardian.com/world/2020/mar/12/coronavirus-iran-mass-graves-qom> Accessed June 27, 2020.

176. Kakemam E, Ghoddoosi-Nejad D, Chegini Z, Momeni K, Salehinia H, Hassanipour S, Ameri H, Arab-Zozani M. Knowledge, attitudes, and practices among the general population during COVID-19 outbreak in Iran: A national cross-sectional survey. medRxiv. 2020.

177. Wright R. How Iran became a new epicenter of the coronavirus outbreak. The New Yorker. 2020 Feb 28.

178. Tuite AR, Bogoch II, Sherbo R, Watts A, Fisman D, Khan K. Estimation of coronavirus disease 2019 (COVID-19) burden and potential for international dissemination of infection from Iran. Annals of Internal Medicine. 2020 May 19;172(10):699-701.

179. Zhuang Z, Zhao S, Lin Q, Cao P, Lou Y, Yang L, He D. Preliminary estimation of the novel coronavirus disease (COVID-19) cases in Iran: A modelling analysis based on overseas cases and air travel data. International Journal of Infectious Diseases. 2020 May 1;94:29-31.

180. Kadi HO. Yemen is free of COVID-19. International Journal of Clinical Virology. 2020: 32-3. Available from: <http://www.yemenuniversity.com/ar/content/uploads/2020/05/ijcv-aid1012.pdf> Accessed June 30, 2020.

181. Staff T. Netanyahu urges wearing masks outside; announces stipends for kids, elderly. The Times of Israel. April 1, 2020. Available from: <https://www.timesofisrael.com/netanyahu-tells-israelis-to-wear-masks-outside-gives-stipends-for-kids-elderly> Accessed May 8, 2020.
182. 97x. No author listed. Bahrain makes face masks compulsory in public, allows shops to re-open. Arab News. April 9, 2020. Available from: <https://www.arabnews.com/node/1656026/middle-east> Accessed May 30, 2020.
183. 131x. Gambia: COVID-19 and the mad rush for face masks! African Press Agency News. March 18, 2020. Available from: [http://apanews.net/mobile/uneInterieure\\_EN.php?id=4937708](http://apanews.net/mobile/uneInterieure_EN.php?id=4937708) Accessed May 7, 2020.
184. 132x. Gambia Ministry of Health. The Gambia COVID-19 Outbreak Situational Report. May 26, 2020. Available from: [http://www.moh.gov.gm/wp-content/uploads/2020/05/Gambia\\_The\\_COVID-19\\_Sitreps-26-05-2020.pdf](http://www.moh.gov.gm/wp-content/uploads/2020/05/Gambia_The_COVID-19_Sitreps-26-05-2020.pdf) Accessed June 10, 2020.
185. Akalu Y, Ayelign B, Molla MD. Knowledge, Attitude and Practice Towards COVID-19 Among Chronic Disease Patients at Addis Zemen Hospital, Northwest Ethiopia. Infection and Drug Resistance. 2020 Jun 24;13:1949-60.
186. Kebede Y, Yitayih Y, Birhanu Z, Mekonen S, Ambelu A. Knowledge, perceptions and preventive practices towards COVID-19 among Jimma University Medical Center visitors, Southwest Ethiopia. Researchsquare. doi: 10.21203/rs.3.rs-25865/v1
187. Samuel G. Ethiopia Outlaws Handshakes, Obliges Masks in Public Places. Addis Fortune. April 12, 2020. Available from: <https://addisfortune.news/ethiopia-outlaws-handshakes-obliges-masks-in-public-places/> Accessed May 30, 2020.
188. Bekele D, Tolossa T, Tsegaye R, Teshome W. The knowledge and practice towards COVID-19 pandemic prevention among residents of Ethiopia. An online cross-sectional study. BioRxiv. 2020 Jan 1.
189. Nicholas T, Mandaah FV, Esemu SN, Vanessa AB, Gilchrist KT, Vanessa LF, Shey ND. COVID-19 knowledge, attitudes and practices in a conflict affected area of the South West Region of Cameroon. May-Aug 2020; 36 <https://www.panafrican-med-journal.com/content/series/35/2/34/full/> Accessed June 28, 2020.
190. Davy AA, Victor AD, Valery NN. Socio-Eco-nomic Household Surveys on the Application of Basic Preven-tive Measures Dictated by the WHO to Stop the Spread of COVID-19 in the Northern Zone of Cameroon. Res Rev Infect Dis. 2020;3(1):44-8.
191. Akwa TE, Muthini MJ, Ning TR. Assessing the Perceptions and Awareness of COVID-19 (Coronavirus) in Cameroon. European Journal of Medical and Educational Technologies. Apr 25, 2020. Available from: [https://papers.ssrn.com/sol3/papers.cfm?abstract\\_id=3628380](https://papers.ssrn.com/sol3/papers.cfm?abstract_id=3628380) Accessed June 29, 2020.
192. Unah L, Mussa C. Masks, bans and questions: Inside Cameroon's COVID-19 response. April 23, 2020. Available from:

<https://www.aljazeera.com/news/2020/04/masks-bans-questions-cameroon-covid-19-response-200422134140013.html> Accessed May 26, 2020.

193. Mbiya BM, Djeugoue SL, Kanda EL, Mbuyi DK, Malundu TB, Mushiya RC, Disashi GT. Coronavirus-19 in the Democratic Republic of Congo: Public Views, Attitudes, and Beliefs in an Unaffected Area: The Case of the City of Mbujimayi. Available from: <https://www.preprints.org/manuscript/202006.0317/v1> Accessed June 29, 2020.

194. Bonful H, Addo-Lartey A, Aheto J, Sarfo B, Aryeetey R. Limiting Spread of COVID-19 in Ghana: Compliance audit of selected transportation stations in the Greater Accra region of Ghana. medRxiv. 2020.

195. Ghana Health Service. Ministerial directive on wearing masks in public places to prevent transmission of COVID-19. Ghana Health Service. April 25, 2020. Available from: [https://ghanahealthservice.org/covid19/downloads/covid\\_19\\_nose\\_mask.pdf](https://ghanahealthservice.org/covid19/downloads/covid_19_nose_mask.pdf) Accessed June 29, 2020.

196. Adebowale N. Coronavirus: Nigeria's health minister recommends use of improvised face masks. Premium Times. April 14, 2020. Available from:

<https://www.premiumtimesng.com/news/headlines/387761-coronavirus-nigerias-health-minister-recommends-use-of-improvised-face-masks.html> Accessed June 10, 2020.

197. Ogoina D. COVID-19: The Need for Rational Use of Face Masks in Nigeria. American Society of Tropical Medicine and Hygiene. May 15, 2020. Available from: <https://www.ajtmh.org/content/journals/10.4269/ajtmh.20-0433> Accessed June 10, 2020. Also, personal communication, Dimie Ogoina, June 8, 2020.

198. Isah MB, Abdulsalam M, Bello A, Ibrahim MI, Usman A, Nasir A, Abdulkadir B, Usman AR, Matazu KI, Sani A, Shuaibu A. Corona Virus Disease 2019 (COVID-19): Knowledge, attitudes, practices (KAP) and misconceptions in the general population of Katsina State, Nigeria. medRxiv. 2020.

199. Human Sciences Research Council. HSRC Responds to the COVID-19 Outbreak. Available from: <http://www.hsrc.ac.za/uploads/pageContent/11529/COVID-19%20MASTER%20SLIDES%2026%20APRIL%202020%20FOR%20MEDIA%20BRIEFING%20FINAL.pdf> Accessed July 1, 2020.

200. Dr Zweli Mkhize recommends the widespread use of cloth masks. Republic of South Africa Health Department. April 10, 2020. Available from: <https://sacoronavirus.co.za/2020/04/10/dr-zweli-mkhize-recommends-the-widespread-use-of-cloth-masks/> Accessed May 8, 2020.

201. Réouverture des supermarchés et boutiques : voici ce qu'il faut retenir. Le DefiMedia Group. March 31, 2020. Available from: <https://defimedia.info/reouverture-des-supermarches-et-boutiques-voici-ce-quil-faut-retenir> Accessed May 8, 2020.

202. No author listed. La Tunisie décide l'obligation du port du masque pour toute la population. GNet News. April 7, 2020. Available from: <https://news.gnet.tn/la-tunisie-decide-lobligation-du-port-du-masque-pour-toute-la-population/> Accessed May 30, 2020.



203. Morocco makes face masks compulsory due to coronavirus. Reuters. April 6, 2020. Available from: <https://www.reuters.com/article/us-health-coronavirus-morocco/morocco-makes-face-masks-compulsory-due-to-coronavirus-idUSKBN21O31E> Accessed May 8, 2020.
204. U.S. Embassy in Gabon. COVID-19 Information for Gabon and São Tomé and Príncipe. April 23, 2020. Available from: <https://web.archive.org/web/20200426105023/https://ga.usembassy.gov/u-s-citizen-services/coronavirus-update/> Accessed May 30, 2020.
205. Health Alert: Equatorial Guinea, Government Extends COVID-19 Containment Measures. Overseas Security Advisory Council. April 15, 2020. Available from: <https://www.osac.gov/Country/EquatorialGuinea/Content/Detail/Report/f079c408-dbc7-421c-b6b1-1873c40040dd> Accessed May 7, 2020.
206. Karabacak S. Libya to impose 10-day curfew to combat COVID-19. Anadolu Agency. April 16, 2020. Available from: <https://www.aa.com.tr/en/africa/libya-to-impose-10-day-curfew-to-combat-covid-19/1806641> Accessed May 8, 2020.
207. Severgnini C. Coronavirus, primi due casi in Italia «Sono due cinesi in vacanza a Roma» Sono arrivati a Milano il 23 gennaio. Corriere Della Sera. January 31, 2020. Available from: [https://www.corriere.it/cronache/20\\_gennaio\\_30/coronavirus-italia-corona-9d6dc436-4343-11ea-bdc8-faf1f56f19b7.shtml?refresh\\_ce-cp](https://www.corriere.it/cronache/20_gennaio_30/coronavirus-italia-corona-9d6dc436-4343-11ea-bdc8-faf1f56f19b7.shtml?refresh_ce-cp) Accessed June 20, 2020.
208. Godin M. Why Is Italy's Coronavirus Outbreak So Bad? Time. March 10, 2020. Available from: <https://time.com/5799586/italy-coronavirus-outbreak/> Accessed June 20, 2020.
209. No author listed. Coronavirus: Lombardy, Tuscany make face masks compulsory. April 6, 2020. ANSA. Available from: [https://www.ansa.it/english/news/2020/04/06/coronavirus-lombardy-makes-face-masks-compulsory\\_a852ffdb-a0dd-4c55-a725-e852c5a2fc43.html](https://www.ansa.it/english/news/2020/04/06/coronavirus-lombardy-makes-face-masks-compulsory_a852ffdb-a0dd-4c55-a725-e852c5a2fc43.html) Accessed June 20, 2020.
210. No author listed. First confirmed coronavirus case in Spain in La Gomera, Canary Islands. Outbreak News Today. February 3, 2020. Available from: <http://outbreaknewstoday.com/first-confirmed-coronavirus-case-in-spain-in-la-gomera-canary-islands-20628/> Accessed June 20, 2020.
211. Alcuten J. Valencia confirma el primer muerto con coronavirus en España: un hombre de 69 años que falleció el 13 de febrero. 20 Minutos. March 3, 2020. Available from: <https://www.20minutos.es/noticia/4174137/0/primer-muerto-coronavirus-espana/> Accessed June 20, 2020.
212. Sawyer P. Spain to hand out free face masks for commuters to help return to work. The Telegraph. April 11, 2020. Available from: <https://www.telegraph.co.uk/news/2020/04/11/spain-hand-face-masks-allow-limited-return-work/> Accessed May 8, 2020.
213. Coronavirus en France : le parcours des trois patients. Franceinfo. January 25, 2020. Available from: [https://www.francetvinfo.fr/sante/maladie/coronavirus/coronavirus-en-france-le-parcours-des-trois-patients\\_3799837.html](https://www.francetvinfo.fr/sante/maladie/coronavirus/coronavirus-en-france-le-parcours-des-trois-patients_3799837.html) Accessed June 20, 2020.

214. No author listed. Coronavirus: First death confirmed in Europe. BBC News. February 15, 2020. Available from: <https://www.bbc.com/news/world-europe-51514837> Accessed June 20, 2020.
215. Coronavirus: U-turn on face masks in France and the United States. France24. April 4, 2020. Available from: <https://www.france24.com/en/20200404-new-york-is-in-a-race-against-time-against-virus-as-trump-says-masks-are-voluntary> Accessed June 20, 2020.
216. No author listed. Bayerische Behörden bestätigen ersten Fall in Deutschland. Der Spiegel. January 28, 2020. Available from: <https://www.spiegel.de/wissenschaft/medizin/corona-virus-erster-fall-in-deutschland-bestaetigt-a-19843b8d-8694-451f-baf7-0189d3356f99> Accessed June 20, 2020.
217. Chambers M. German city introduces face masks for shoppers as coronavirus spreads. Reuters. March 31, 2020. Available from: <https://www.reuters.com/article/us-health-coronavirus-germany-masks/german-city-introduces-face-masks-for-shoppers-as-coronavirus-spreads-idUSKBN21I10K> Accessed May 7, 2020.
218. No author listed. 'They could reduce the risk': Germany's public health institute updates stance on face masks. The Local de. April 2, 2020. Available from: <https://www.thelocal.de/20200402/latest-face-masks-in-public-could-help-to-reduce-spread-of-coronavirus-says-germanys-robert-koch-institute> Accessed June 20, 2020.
219. Ball T. Hunt for contacts of coronavirus-stricken pair in York. The Sunday Times. January 31, 2020. Available from: <https://www.thetimes.co.uk/article/hunt-for-contacts-of-coronavirus-stricken-pair-in-york-dh363qf8k> Accessed June 20, 2020.
220. Finland encourages use of face masks in policy turnaround. Medical Press. April 14, 2020. Available from: <https://medicalxpress.com/news/2020-04-finland-masks-policy-turnaround.html> Accessed May 7, 2020
221. Gawlowski J, Ptak A. Vending machines selling face masks appear on Warsaw streets. Reuters. April 10, 2020. Available from: <https://www.reuters.com/article/us-health-coronavirus-poland-vending/vending-machines-selling-face-masks-appear-on-warsaw-streets-idUSKCN21S1MJ> Accessed June 19, 2020.
222. Matusiak Ł, Szepietowska M, Krajewski P, Białynicki-Birula R, Szepietowski JC. Inconveniences due to the use of face masks during the COVID-19 pandemic: a survey study of 876 young people. *Dermatologic Therapy*. May 14, 2020. Available from: [https://onlinelibrary.wiley.com/doi/pdf/10.1111/dth.13567?casa\\_token=XcjP5hoHNVQA AAAA:6W\\_DYS\\_Ks5ObyZffz2abviHXOoyahPPIMfW9C40ONQu0aVwr91Divct2fysDS48DYTIldkdaDVgWxS7\\_x](https://onlinelibrary.wiley.com/doi/pdf/10.1111/dth.13567?casa_token=XcjP5hoHNVQA AAAA:6W_DYS_Ks5ObyZffz2abviHXOoyahPPIMfW9C40ONQu0aVwr91Divct2fysDS48DYTIldkdaDVgWxS7_x) Accessed June 19, 2020.
223. No author listed. В России выявили первые два случая заражения коронавирусом. TASS. 31 January 2020. Available from: <https://tass.ru/obschestvo/7656549> Accessed June 26, 2020.
224. Cvetković VM, Nikolić N, Radovanović Nenadić U, Öcal A, K Noji E, Zečević M. Preparedness and Preventive Behaviors for a Pandemic Disaster Caused by COVID-19

in Serbia. International Journal of Environmental Research and Public Health. 2020 Jun; 17(11):4124.

225. STA. COVID-19 & Slovenia, Night 29 March: Movement Restrictions, Mandatory Masks, More Aid for Individuals. Total Slovenia News. March 29, 2020. Available from: <https://www.total-slovenia-news.com/politics/5951-covid-19-slovenia> Accessed May 8, 2020.

226. ORF. Regierung verschärft Maßnahmen. March 30, 2020. Available from: <https://orf.at/stories/3159909/> Accessed May 15, 2020.

227. Reuters. Austria widening face-mask requirement while loosening lockdown. April 6, 2020. Available from: <https://www.reuters.com/article/health-coronavirus-austria-masks/austria-widening-face-mask-requirement-while-loosening-lockdown-idUSV9N28601G> Accessed May 15, 2020.

228. Borissov B. Здравният министър даде заден за задължителните маски. March 31, 2020. Available from: <https://www.segabg.com/hot/category-bulgaria/gledayte-na-zhivo-vutreshniyat-i-zdravniyat-ministur-razyasnyavat-merkite/> Accessed May 15, 2020.

229. No author listed. Coronavirus: Turkey imposes curfew on youth, shuts borders of 31 cities. Middle East Eye. April 3, 2020. Available from: <https://www.middleeasteye.net/news/coronavirus-turkey-erdogan-youth-under-curfew-restrictions-curb-pandemic> Accessed May 9, 2020.

230. Agapiou G. Coronavirus: govt adviser says imperative to wear masks in public spaces. Cyprus Mail. April 3, 2020. Available from: <https://cyprus-mail.com/2020/04/03/coronavirus-govt-adviser-says-imperative-to-wear-masks-in-public-spaces/> Accessed May 7, 2020.

231. No author listed. Ukraine tightens restrictions to fight coronavirus spread. Reuters. April 3, 2020. Available from: <https://www.reuters.com/article/us-health-coronavirus-ukraine-measures/ukraine-tightens-restrictions-to-fight-coronavirus-spread-idUSKBN21L24L> Accessed June 24, 2020.

232. No author listed. Prime minister: We are unfortunately still in coronavirus deepening phase. ERR News. April 5, 2020. Available from: <https://news.err.ee/1073236/prime-minister-we-are-unfortunately-still-in-coronavirus-deepening-phase> Accessed June 24, 2020.

233. No author listed. Lithuania to keep quarantine in place until April 13. Baltic News Network. March 26, 2020. Available from: <https://bnn-news.com/lithuania-to-keep-quarantine-in-place-until-april-13-211764> Accessed June 24, 2020.

234. Jačauskas I. Lithuanian government extends quarantine, makes facemasks mandatory. LRT English. April 8, 2020. Available from: <https://www.lrt.lt/en/news-in-english/19/1161456/lithuanian-government-extends-quarantine-makes-facemasks-mandatory> Accessed May 8, 2020.

235. Holshue ML, DeBolt C, Lindquist S, Lofy KH, Wiesman J, Bruce H, Spitters C, Ericson K, Wilkerson S, Tural A, Diaz G. First case of 2019 novel coronavirus in the United States. *New England Journal of Medicine*. 2020; 382: 929-936.
236. United States Centers for Disease Control. Recommendation Regarding the Use of Cloth Face Coverings, Especially in Areas of Significant Community-Based Transmission. Available from: <https://www.cdc.gov/coronavirus/2019-ncov/preventgetting-sick/cloth-face-cover.html> Accessed April 3, 2020.
237. Ritter Z, Brenan M. New April Guidelines Boost Perceived Efficacy of Face Masks. Gallup. May 13, 2020. Available from: <https://news.gallup.com/poll/310400/new-april-guidelines-boost-perceived-efficacy-face-masks.aspx>
238. Chase S. Theresa Tam offers new advice: Wear a non-medical face mask when shopping or using public transit. *The Globe and Mail*. April 6, 2020. Available from: <https://www.theglobeandmail.com/canada/article-tam-offers-new-advice-wear-a-non-medical-mask-when-shopping-or-using/> Accessed May 7, 2020.
239. Cuba Suspends International Passenger Flights. *Xinhua in Telesur*. Available from: <https://www.telesurenglish.net/news/Cuba-Suspends-International-Passenger-Flights-20200402-0012.html> Accessed May 29, 2020.
240. Aquino M. Mascarillas gratis: Perú decreta su uso obligatorio para enfrentar el coronavirus. *Infobae* April 3, 2020. Available from: <https://www.infobae.com/america/agencias/2020/04/03/mascarillas-gratis-peru-decreta-su-uso-obligatorio-para-enfrentar-el-coronavirus-3/> Accessed May 8, 2020.
241. Archeta K. Honduras makes it mandatory to wear face masks in public. *COVID-19 World News*. April 7, 2020. Available from: <https://covid19data.com/2020/04/07/honduras-makes-it-mandatory-to-wear-face-masks-in-public/> Accessed May 7, 2020.
242. Ministerio de Salud Publica y Bienestar Social. Tapabocas de tela para uso en locales cerrados. April 7, 2020. Available from: <https://www.mspbs.gov.py/portal/20722/tapabocas-de-tela-para-uso-en-locales-cerrados.html> Accessed June 17, 2020.
243. No author listed. Es 'obligatorio' usar mascarilla si va a salir de casa, según ministra consejera de Salud. *TVN Noticias*. April 7, 2020. Available from: [https://www.tvn-2.com/nacionales/Coronavirus-en-Panama-obligatorio-usar-mascarilla-salir-casa\\_0\\_5550944856.html](https://www.tvn-2.com/nacionales/Coronavirus-en-Panama-obligatorio-usar-mascarilla-salir-casa_0_5550944856.html) Accessed May 8, 2020.
244. Health Alert: Guatemala, Government Mandates Wearing of Masks in Public Spaces. *Oversea Security Advisory Council*. April 9, 2020. Available from: <https://www.osac.gov/Country/Guatemala/Content/Detail/Report/01cbc8c3-6795-4fc8-a941-1867c560f0df> Accessed May 7, 2020.
245. Charles, J., Tavel, J., Wyss, J., Torres, N. As hemisphere focuses on fighting coronavirus, PAHO warns of other threats. *Miami Herald*. May 1, 2020. Available from: <https://www.miamiherald.com/news/nation-world/world/americas/haiti/article241249651.html> Accessed May 7, 2020.

246. No author listed. El uso de mascarillas en el país será obligatorio en espacios públicos y lugares de trabajo. Listin Diario. April 16, 2020. Available from: <https://listindiario.com/economia/2020/04/16/613491/el-uso-de-mascarillas-en-el-pais-sera-obligatorio-en-espacios-publicos-y-lugares-de-trabajo> Accessed May 7, 2020.
247. Naraynsingh V, Harnanan D, Maharaj R, Naraynsingh R. COVID-19 in the West Indies: Trinidad and Tobago Experience. Journal of Lumbini Medical College. 2020; 8(1): 1-2. Available from: <https://www.jlmc.edu.np/index.php/JLMC/article/view/347> Accessed June 28, 2020.
248. No author listed. Wear Masks. Trinidad Express Newspaper. April 5, 2020. Available from: [https://trinidadexpress.com/newsextra/wear-masks/article\\_4167a0d4-7765-11ea-99b6-8b1c79a31427.html](https://trinidadexpress.com/newsextra/wear-masks/article_4167a0d4-7765-11ea-99b6-8b1c79a31427.html) Accessed May 9, 2020.
249. Hide S. Coronavirus in Colombia: April 3 update. Bogota Post. April 3, 2020. Available from: <https://thebogotapost.com/coronavirus-in-colombia-april-3-update/45493/> Accessed June 24, 2020.
250. Peckham R. Colombia President Ivan Duque announced April 4 that his administration likely will decide early this week whether and how strict the current national Coronavirus quarantine will extend beyond the presumptive April 13 expiration. Medellin Herald. April 5, 2020. Available from: <https://www.medellinherald.com/ln/item/861-colombia-president-to-define-post-april-13-quarantine-measures-this-week-mask-mandate-now-national> Accessed June 10, 2020.
251. Hide S. Coronavirus in Colombia: April 5 update. Bogota Post. April 5, 2020. Available from: <https://thebogotapost.com/coronavirus-in-colombia-april-5-update/45624/> Accessed June 24, 2020.
252. No author listed. Chile afirma estar en una 'guerra' por los recursos contra el COVID-19. Diario Libre. April 6, 2020. Available from: <https://www.diariolibre.com/actualidad/internacional/chile-afirma-estar-en-una-guerra-por-los-recursos-contra-el-covid-19-OJ18118776> Accessed May 7, 2020.
253. No author listed. Ministerio de Salud confirma primer caso de coronavirus en Ecuador. El Comercio. February 29, 2020. Available from: <https://www.elcomercio.com/actualidad/salud-confirma-primer-caso-coronavirus.html> Accessed June 27, 2020.
254. No author listed. Ecuador confirma primera muerte por coronavirus. Reuters. March 13, 2020. Available from: <https://www.infobae.com/america/agencias/2020/03/13/ecuador-confirma-primera-muerte-por-coronavirus/> Accessed June 27, 2020.
255. Armus T. Bodies of coronavirus victims are left on the streets in Ecuador's largest city. San Antonio News Express. April 3, 2020. Available from: <https://www.expressnews.com/news/article/Bodies-of-coronavirus-victims-are-left-on-the-15176423.php> Accessed June 24, 2020.

256. No author listed. Face masks now required in public; New virus cases trend down; Prostitution ruled non-essential; Ecuador, Peru target border crossings. Cuenca High Life. April 7, 2020. Available from: <https://cuencahighlife.com/face-masks-now-required-in-public-new-virus-cases-trend-down-prostitution-ruled-non-essential-ecuador-peru-target-border-crossings/> Accessed June 24, 2020.
257. No author listed. Brasil confirma primeiro caso do novo coronavírus. Folha de S. Paulo. February 26, 2020. Available from: <https://www1.folha.uol.com.br/equilibrioesaude/2020/02/brasil-confirma-primeiro-caso-do-novo-coronavirus.shtml> Accessed June 26, 2020.
258. Hatzius J, Struyven D, Rosenberg I. Face Masks and GDP. Goldman Sachs Research. June 29, 2020. Available from: <https://www.goldmansachs.com/insights/pages/face-masks-and-gdp.html> Accessed July 2, 2020.
259. Xiao J, Shiu EY, Gao H, Wong JY, Fong MW, Ryu S, Cowling BJ. Nonpharmaceutical Measures for Pandemic Influenza in Nonhealthcare Settings- Personal Protective and Environmental Measures. *Emerging Infectious Diseases*. 2020; 26(5): 967-75.
260. Aiello AE, Perez V, Coulborn RM, Davis BM, Uddin M, Monto AS. Facemasks, hand hygiene, and influenza among young adults: a randomized intervention trial. *PLoS One*. 2012;7:e29744.
261. Cowling BJ, Fung RO, Cheng CK, Fang VJ, Chan KH, Seto WH, et al. Preliminary findings of a randomized trial of non-pharmaceutical interventions to prevent influenza transmission in households. *PLoS One*. 2008;3:e2101.
262. MacIntyre CR, Cauchemez S, Dwyer DE, Seale H, Cheung P, Browne G, et al. Face mask use and control of respiratory virus transmission in households. *Emerg Infect Dis*. 2009;15:233-41.
263. Qian H, Miao T, Liu L, Zheng X, Luo D, Li Y. Indoor transmission of SARS-CoV-2. medRxiv 2020.04.04.20053058; doi: <https://doi.org/10.1101/2020.04.04.20053058> Accessed June 13, 2020.
264. Leffler CT, Zhan S. Suppression of the Covid-19 Outbreak by Mass Testing and Tracing, and Other Measures: Real-World Data. April 17, 2020. Available from: [https://www.researchgate.net/publication/340720271\\_Suppression\\_of\\_the\\_Covid-19\\_Outbreak\\_by\\_Mass\\_Testing\\_and\\_Tracing\\_and\\_Other\\_Measures\\_Real-World\\_Data?\\_sg=gmL3zeijOGrKwY3pKS5BGQ\\_-H9KzOsEYC2mgY\\_71nifHMme737SciFndah2rLwHEKXAIQQN\\_-JNV5\\_rCOlawtoo36uhRDVW7cXDeCEld.MivUKSPPrK2FO3h6BPweYc9NwomngmcwdCrIxxVDJWBozq01jbOPpwb5y4G1IVs3Gsgu2QZcmND\\_XnYclY\\_j1g](https://www.researchgate.net/publication/340720271_Suppression_of_the_Covid-19_Outbreak_by_Mass_Testing_and_Tracing_and_Other_Measures_Real-World_Data?_sg=gmL3zeijOGrKwY3pKS5BGQ_-H9KzOsEYC2mgY_71nifHMme737SciFndah2rLwHEKXAIQQN_-JNV5_rCOlawtoo36uhRDVW7cXDeCEld.MivUKSPPrK2FO3h6BPweYc9NwomngmcwdCrIxxVDJWBozq01jbOPpwb5y4G1IVs3Gsgu2QZcmND_XnYclY_j1g) Accessed May 17, 2020.
265. COVID-19 Dashboard by the Center for Systems Science and Engineering (CSSE) at Johns Hopkins University (JHU). Available from: <https://coronavirus.jhu.edu/map.html> Accessed June 10, 2020.
266. Vu K, Nguyen P, Pearson J. After aggressive mass testing, Vietnam says it contains coronavirus outbreak. Reuters. April 29, 2020. Available from:

<https://www.reuters.com/article/us-health-coronavirus-vietnam-fight-insi/after-aggressive-mass-testing-vietnam-says-it-contains-coronavirus-outbreak-idUSKBN22B34H> Accessed June 13, 2020.

267. Pham TQ, Rabaa M, Duong LH, Dang TQ, Dai Tran Q, Quach HL, Hoang NA, Phung DC, Ngu ND, Tran AT, La NQ. The first 100 days of SARS-CoV-2 control in Vietnam. medRxiv. 2020 Jan 1

## Appendix. Supplemental Tables.

**Table A1. Per-capita COVID-19 Mortality by May 9 and Date of Mask Recommendation or Widespread Use Based on Cultural Norms.**

<b>Country.</b>	<b>COVID-19 Mortality (per mil. pop.)</b>	<b>Date Masks Recommended or Widely Used by Cultural Norms.</b>
Afghanistan	3.0	
Albania	10.8	
Algeria	11.3	
Andorra	621.2	
Angola	0.1	
Antigua & Barbuda	30.6	4/5/2020
Argentina	6.6	
Armenia	14.8	
Aruba	28.1	
Australia	3.8	
Austria	68.3	3/30/2020
Azerbaijan	3.1	
Bahamas	28.0	
Bahrain	4.7	4/9/2020
Bangladesh	1.3	
Barbados	24.4	
Belarus	13.3	
Belgium	740.4	
Belize	5.0	
Benin	0.2	4/6/2020
Bermuda	112.4	
Bhutan	0.0	3/11/2020
Bolivia	9.8	
Bosnia & Herzegov.	31.1	3/29/2020
Botswana	0.4	
Brazil	50.1	
British Virgin Is.	33.1	
Brunei	2.3	
Bulgaria	13.0	3/30/2020
Burkina Faso	2.3	
Burundi	0.1	
Cabo Verde	3.6	
Cambodia	0.0	1/28/2020
Cameroon	4.1	4/13/2020
Canada	124.3	4/6/2020
Carib. Netherlands	0.0	



Cayman Is.	15.2	
Central Afric. Rep.	0.0	
Chad	1.9	
Channel Is.	235.8	
Chile	15.9	4/6/2020
China	3.2	1/20/2020
Colombia	8.7	4/4/2020
Congo	1.8	
Costa Rica	1.2	
Croatia	21.2	
Cuba	6.5	4/2/2020
Curacao	6.1	
Cyprus	12.4	4/3/2020
Czechia	25.8	3/19/2020
Dem. Rep. Congo	0.4	
Denmark	90.8	
Djibouti	3.0	
Dominica	0.0	
Dominican Republic	35.5	4/16/2020
Ecuador	97.3	4/7/2020
Egypt	5.0	
El Salvador	2.6	4/8/2020
Equatorial Guinea	2.9	4/14/2020
Estonia	45.2	4/5/2020
Eswatini	1.7	
Ethiopia	0.0	4/11/2020
Faeroe Islands	0.0	
Falkland Islands	0.0	
Fiji	0.0	
Finland	47.8	4/14/2020
France	403.1	4/3/2020
French Polynesia	0.0	
Gabon	3.6	4/10/2020
Gambia	0.4	
Georgia	2.5	
Germany	90.1	4/1/2020
Ghana	0.7	
Gibraltar	0.0	
Greece	14.5	
Greenland	0.0	
Grenada	0.0	4/3/2020
Guatemala	1.3	4/9/2020
Guinea-Bissau	1.5	
Guyana	12.7	4/9/2020
Haiti	1.1	
Honduras	10.8	4/6/2020
Hong Kong	0.5	1/24/2020
Hungary	41.9	
Iceland	29.3	

India	1.5	4/4/2020
Indonesia	3.5	4/5/2020
Iran	78.4	3/29/2020
Iraq	2.7	
Ireland	292.8	
Isle of Man	270.5	
Israel	28.5	4/1/2020
Italy	502.7	
Ivory Coast	0.8	4/4/2020
Jamaica	3.0	
Japan	4.8	1/16/2020
Jordan	0.9	
Kazakhstan	1.7	
Kenya	0.6	4/4/2020
Kuwait	11.5	3/23/2020
Krgyzstan	1.8	
Laos	0.0	3/6/2020
Latvia	9.5	
Lebanon	3.8	
Liberia	4.0	
Libya	0.4	4/16/2020
Liechtenstein	26.2	
Lithuania	18.0	3/26/2020
Luxembourg	161.3	
Macao	0.0	1/23/2020
Madagascar	0.0	
Malawi	0.2	4/4/2020
Malaysia	3.3	1/30/2020
Maldives	5.5	
Mali	1.8	
Malta	11.3	
Mauritania	0.2	
Mauritius	7.9	3/31/2020
Mayotte	40.3	
Mexico	26.0	
Moldova	39.9	
Mongolia	0.0	1/31/2020
Montenegro	12.7	
Montserrat	200.3	
Morocco	5.0	4/6/2020
Mozambique	0.0	4/4/2020
Myanmar	0.1	
Namibia	0.0	
Nepal	0.0	3/25/2020
Netherlands	316.4	
New Caledonia	0.0	
New Zealand	4.4	
Nicaragua	0.8	
Niger	1.9	

Nigeria	0.6	4/14/2020
North Macedonia	43.7	
Norway	40.4	
Oman	3.3	
Pakistan	2.9	
Palestine	0.4	
Panama	54.9	4/7/2020
Papua New Guinea	0.0	
Paraguay	1.4	4/7/2020
Peru	55.0	4/3/2020
Philippines	6.4	1/30/2020
Poland	20.7	4/10/2020
Portugal	110.4	
Qatar	4.5	
Réunion	0.0	
Romania	48.8	
Russia	12.5	
Rwanda	0.0	
Saint Kitts & Nevis	0.0	
Saint Lucia	0.0	
San Marino	1208.3	
Sao Tome & Principe	22.8	
Saudi Arabia	6.9	
Senegal	1.0	
Serbia	24.4	
Seychelles	0.0	
Sierra Leone	2.3	4/1/2020
Singapore	3.4	4/3/2020
Sint Maarten	349.8	4/14/2020
Slovakia	4.8	3/15/2020
Slovenia	48.6	3/29/2020
Somalia	3.0	
South Africa	3.1	4/10/2020
South Korea	5.0	1/30/2020
South Sudan	0.0	
Spain	566.3	4/11/2020
Sri Lanka	0.4	4/11/2020
St. Vincent & Gren.	0.0	
Sudan	1.5	3/16/2020
Suriname	1.7	
Sweden	318.8	
Switzerland	211.4	
Syria	0.2	
Taiwan	0.3	1/27/2020
Tanzania	0.4	
Thailand	0.8	1/28/2020
Timor-Leste	0.0	
Togo	1.2	
Trinidad & Tobago	5.7	4/5/2020

Tunisia	3.8	4/7/2020
Turkey	44.3	4/3/2020
Turks and Caicos	25.8	
Uganda	0.0	
Ukraine	8.6	4/3/2020
United Arab Emir.	18.7	3/27/2020
United Kingdom	465.3	
United States	241.8	4/3/2020
Uruguay	5.2	
Uzbekistan	0.3	3/25/2020
Venezuela	0.4	3/13/2020
Vietnam	0.0	1/27/2020
Yemen	0.2	
Zambia	0.4	4/4/2020
Zimbabwe	0.3	

**Table A2.** Predictors of (log) Country-wide Per-capita Coronavirus Mortality by May 9 by Univariate Linear Regression in 198 Countries.

	10 <sup>coefficient</sup>	Coefficient (SE)	95% CI	p value
Duration infection (weeks)	1.4182	0.152 (0.030)	0.093 to 0.210	<0.001
Duration infection without masks (weeks)	1.8092	0.257 (0.029)	0.199 to 0.316	<0.001
Duration infection without lockdown (weeks)	1.2573	0.099 (0.031)	0.039 to 0.160	0.002
Temperature, mean (C)	0.8819	-0.055 (0.008)	0.071 to -0.038	<0.001
Urban population (%)	1.0477	0.0203 (0.003)	0.014 to 0.027	<0.001
GDP per capita (\$1000)	1.0424	0.0180 (0.003)	0.012 to 0.024	<0.001
Age 14 & under (% of pop.)	0.8755	-0.058 (0.007)	-0.072 to -0.044	<0.001
Age 60 & over (% of pop.)	1.1945	0.077 (0.009)	0.060 to 0.094	<0.001
Surface area (million km <sup>2</sup> )	1.1311	0.053 (0.044)	-0.034 to 0.141	0.23
Population (million)	1.0002	0.00010 (0.0006)	-0.001 to 0.001	0.86
Prevalence males (%)	0.9745	-0.011 (0.025)	-0.061 to 0.039	0.66
Smoking prevalence, adult (%)	1.0489	0.021 (0.010)	0.000 to 0.041	0.047
Obesity prevalence, adult (%)	1.1248	0.051 (0.008)	0.035 to 0.067	<0.001
Tests per cap. (log) by May 9	4.9220	0.692 (0.093)	0.509 to 0.875	<0.001

Durations run from the estimated date of first infection in the country until 23 days before May 9, 2020 (i.e. April 16), or the stated event (mask recommendation or lockdown). Obesity data available for 194 countries. Testing data available for 183 countries by May 9.

**Table A3.** Predictors of (log) Country-wide Per-capita Coronavirus Mortality by May 9 by Multivariable Linear Regression in 198 Countries.

	10 <sup>coefficient</sup>	Coefficient (SE)	95% CI	P
Duration in country (weeks)	1.5305	0.185 (0.033)	0.120 to 0.249	<0.001
Time wearing masks (weeks)	0.6604	-0.180 (0.029)	-0.237 to -0.123	<0.001
Time in lockdown (weeks)	0.9749	-0.011 (0.034)	-0.078 to 0.056	0.75
Population, age≥60 (%)	1.1407	0.057 (0.009)	0.040 to 0.074	<0.001
Urbanization (%)	1.0180	0.00773 (0.003)	0.002 to 0.014	0.01
Constant	--	-7.809 (0.236)	-8.273 to -7.344	<0.001

Duration of infection in country from estimated date of first infection until 23 days before May 9, 2020 (i.e. April 16). Mask and lockdown durations run from the stated event (mask recommendation or lockdown) or estimated date of first infection in the country (whichever was later) until 23 days before May 9, 2020 (i.e. April 16). Model  $r^2=0.472$ .

**Table A4.** Predictors of (log) Country-wide Per-capita Coronavirus Mortality by May 9 by Multivariable Linear Regression in 198 Countries, with Outbreak Start Defined by Date of First Case.

	$10^{\text{coefficient}}$	Coefficient (SE)	95% CI	P
Duration in country (weeks)	1.3847	0.141 (0.033)	0.076 to 0.207	<0.001
Time wearing masks (weeks)	0.6887	-0.162 (0.030)	-0.221 to -0.103	<0.001
Time in lockdown (weeks)	1.0282	0.012 (0.035)	-0.058 to 0.082	0.73
Population, age $\geq$ 60 (%)	1.1434	0.058 (0.009)	0.040 to 0.076	<0.001
Urbanization (%)	1.0197	0.00845 (0.003)	0.002 to 0.015	0.007
Constant	--	-7.506 (0.221)	-7.942 to -7.070	<0.001

Duration of infection in country from estimated date first case reported until 23 days before May 9, 2020 (i.e. April 16). Mask and lockdown durations run from the stated event (mask recommendation or lockdown) or date first case reported in the country (whichever was later) until 23 days before May 9, 2020 (i.e. April 16). Model  $r^2=0.438$ .

**Table A5.** Predictors of (log) Country-wide Per-capita Coronavirus Mortality by May 9 by Multivariable Linear Regression in 198 Countries, with Mask Wear Determined by Recommendations and Surveys (When Available).

	10 <sup>coefficient</sup>	Coefficient (SE)	95% CI	P
Duration in country (weeks)	1.5056	0.178 (0.033)	0.112 to 0.243	<0.001
Time wearing masks (weeks)	0.6845	-0.165 (0.029)	-0.221 to -0.108	<0.001
Time in lockdown (weeks)	0.9669	-0.015 (0.034)	-0.082 to 0.053	0.67
Population, age≥60 (%)	1.1411	0.057 (0.009)	0.040 to 0.075	<0.001
Urbanization (%)	1.0175	0.00754 (0.003)	0.001 to 0.014	0.01
Constant	--	-7.737 (0.236)	-8.203 to -7.271	<0.001

Duration of infection in country from estimated date of first infection until 23 days before May 9, 2020 (i.e. April 16). Mask and lockdown durations run from the stated event (mask recommendation or lockdown) or estimated date of first infection in the country (whichever was later) until 23 days before May 9, 2020 (i.e. April 16). Model  $r^2=0.459$ .



**Table A6.** Predictors of (log) Country-wide Per-capita Coronavirus Mortality by May 9 by Multivariable Linear Regression in 179 Countries.

	10 <sup>coefficient</sup>	Coefficient (SE)	95% CI	P
Duration in country (weeks)	1.5673	0.195 (0.034)	0.127 to 0.263	<0.001
Time wearing masks (weeks)	0.7060	-0.151 (0.032)	-0.214 to -0.088	<0.001
Time in lockdown (weeks)	0.9591	-0.018 (0.039)	-0.095 to 0.059	0.64
Population, % age 60 or over	1.0930	0.039 (0.011)	0.016 to 0.061	0.001
Urbanization (%)	1.0119	0.00512 (0.004)	-0.002 to 0.013	0.18
Obesity prevalence (%)	1.0478	0.020 (0.010)	0.001 to 0.039	0.04
Temperature (C)	0.9758	-0.01065 (0.009)	-0.029 to 0.007	0.24
Testing (log per cap., by May 9)	1.1698	0.068 (0.114)	-0.156 to 0.293	0.55
Constant	--	-7.539 (0.582)	-8.69 to -6.39	<0.001

Based on 179 countries with both obesity and testing data by May 9. Duration of infection in country from estimated date of first infection until 23 days before May 9, 2020 (i.e. April 16). Mask and lockdown durations run from the stated event (mask recommendation or lockdown) or estimated date of first infection in the country (whichever was later) until 23 days before May 9, 2020 (i.e. April 16). Model  $r^2=0.521$ .