

# Heart

## Renin-angiotensin-aldosterone system inhibitors and mortality in patients with hypertension hospitalized for COVID19: systematic review & meta-analysis

Journal:	<i>Heart</i>
Manuscript ID	Draft
Article Type:	Original research
Date Submitted by the Author:	n/a
Complete List of Authors:	Ssentongo, Anna; Penn State College of Medicine, Trauma Surgery, Public Health Sciences Ssentongo, Paddy; Penn State College of Medicine, Public Health Sciences Heilbrunn, Emily; Penn State College of Medicine, Public Health Sciences Lekoubou, Alain; Penn State College of Medicine, Neurology Du, Ping; Penn State College of Medicine, Public Health Sciences Liao, Duanping; Penn State College of Medicine, Public Health Sciences Oh, John S; Penn State College of Medicine, Public Health Sciences Chinchilli, Vernon; Penn State College of Medicine, Public Health Sciences
Keywords:	Hypertension < Cardiac risk factors and prevention < DISEASES
Abstract:	<p>Objective: The association between renin-angiotensin-aldosterone (RAAS) inhibitors and Coronavirus diseases 2019 (COVID-19) mortality is unclear. We aimed to explore the association of RAAS inhibitors, including angiotensin-converting inhibitors (ACEi) and angiotensin II receptor blockers (ARBs) with COVID-19 mortality in patients with hypertension.</p> <p>Methods: MEDLINE, SCOPUS, OVID, and Cochrane Library were searched for the period of January 1, 2020 to May 20, 2020. Studies reporting the association of RAAS inhibitors (ACEi and ARBs) and mortality in patients with hypertension, hospitalized for COVID-19 were extracted. Two reviewers independently extracted appropriate data of interest and assessed the risk of bias. All analyses were performed using random-effects models on log-transformed risk ratio estimates, and heterogeneity was quantified.</p> <p>Results: Data were collected on 2,065,805 individuals (mean age, 58.73 years; 53.4% male). Patients with hypertension taking RAAS inhibitors were 35% less likely to die from COVID-19 compared to patients with hypertension not taking RAAS inhibitors (pooled RR= 0.65, 95% Confidence Intervals (CI): 0.45-0.94). To explore the association of COVID-19 and specific classes of RAAS inhibitors, we conducted a subgroup analysis of ARBs and ACEi separately from studies that provided them. Pooled risk ratio estimates from ARBs and ACEi showed a lower but not significant risk of death from COVID-19 (RR=0.93, 95% CI: 0.70-1.22) and ACEi (RR=0.65, 95% CI: 0.32-1.30).</p> <p>Conclusions: In this meta-analysis, it was discovered that taking RAAS</p>

1  
2  
3  
4  
5  
6  
7  
8  
9  
10  
11  
12  
13  
14  
15  
16  
17  
18  
19  
20  
21  
22  
23  
24  
25  
26  
27  
28  
29  
30  
31  
32  
33  
34  
35  
36  
37  
38  
39  
40  
41  
42  
43  
44  
45  
46  
47  
48  
49  
50  
51  
52  
53  
54  
55  
56  
57  
58  
59  
60

	inhibitors, significantly decreased the risk of COVID-19 mortality in patients with hypertension. This indicates a potential protective role that RAAS-inhibitors may have in COVID-19 patients with hypertension.

SCHOLARONE™  
Manuscripts

medRxiv preprint doi: <https://doi.org/10.1101/2020.05.21.20107003>; this version posted May 26, 2020. The copyright holder for this preprint (which was not certified by peer review) is the author/funder, who has granted medRxiv a license to display the preprint in perpetuity. All rights reserved. No reuse allowed without permission.



*I, the Submitting Author has the right to grant and does grant on behalf of all authors of the Work (as defined in the below author licence), an exclusive licence and/or a non-exclusive licence for contributions from authors who are: i) UK Crown employees; ii) where BMJ has agreed a CC-BY licence shall apply, and/or iii) in accordance with the terms applicable for US Federal Government officers or employees acting as part of their official duties; on a worldwide, perpetual, irrevocable, royalty-free basis to BMJ Publishing Group Ltd ("BMJ") its licensees and where the relevant Journal is co-owned by BMJ to the co-owners of the Journal, to publish the Work in this journal and any other BMJ products and to exploit all rights, as set out in our [licence](#).*

*The Submitting Author accepts and understands that any supply made under these terms is made by BMJ to the Submitting Author unless you are acting as an employee on behalf of your employer or a postgraduate student of an affiliated institution which is paying any applicable article publishing charge ("APC") for Open Access articles. Where the Submitting Author wishes to make the Work available on an Open Access basis (and intends to pay the relevant APC), the terms of reuse of such Open Access shall be governed by a Creative Commons licence – details of these licences and which [Creative Commons](#) licence will apply to this Work are set out in our licence referred to above.*

*Other than as permitted in any relevant BMJ Author's Self Archiving Policies, I confirm this Work has not been accepted for publication elsewhere, is not being considered for publication elsewhere and does not duplicate material already published. I confirm all authors consent to publication of this Work and authorise the granting of this licence.*

1  
2 **Renin-angiotensin-aldosterone system inhibitors and mortality in patients with hypertension**  
3  
4 **hospitalized for COVID-19: a systematic review and meta-analysis**  
5  
6  
7  
8  
9

10  
11 Anna E. Ssentongo, MPH<sup>§1,2\*</sup>, Paddy Ssentongo, MD, MPH<sup>1,3\*</sup>, Emily S. Heilbrunn, BS<sup>1\*</sup>, Alain  
12 Lekoubou, MD, Msc<sup>1,4</sup>, Ping Du, MD, PhD<sup>1</sup>, Duanping Liao, MD, PhD<sup>1</sup>, John S. Oh, MD<sup>2</sup>, Vernon M.  
13 Chinchilli, PhD<sup>1</sup>  
14  
15  
16  
17  
18  
19  
20  
21  
22  
23  
24  
25  
26  
27  
28  
29  
30  
31  
32  
33  
34

35 Word count: 1912  
36  
37  
38  
39

40 \*Authors contributed equally  
41

42 **Corresponding Author**  
43

44 Anna Ssentongo, MPH  
45

46 Penn State University  
47

48 Department of Surgery  
49

50 500 University Drive  
51

52 Hershey, PA 17033  
53

54 Pennsylvania State University  
55  
56  
57  
58  
59  
60

1  
2 USA, Tel: 814-404-5208  
3

4 Email: [assentongo@pennstatehealth.psu.edu](mailto:assentongo@pennstatehealth.psu.edu)  
5  
6  
7  
8  
9

10  
11  
12  
13  
14  
15  
16  
17  
18  
19  
20  
21  
22  
23  
24  
25  
26  
27  
28  
29  
30  
31  
32  
33  
34  
35  
36  
37  
38  
39  
40  
41  
42  
43  
44  
45  
46  
47  
48  
49  
50  
51  
52  
53  
54  
55  
56  
57  
58  
59  
60

Confidential: For Review Only

1  
2 **Abstract**

3  
4 **Objective:** The association between renin-angiotensin-aldosterone (RAAS) inhibitors and Coronavirus  
5  
6 diseases 2019 (COVID-19) mortality is unclear. We aimed to explore the association of RAAS inhibitors,  
7  
8 including angiotensin-converting inhibitors (ACEi) and angiotensin II receptor blockers (ARBs) with  
9  
10 COVID-19 mortality in patients with hypertension.  
11

12  
13 **Methods:** MEDLINE, SCOPUS, OVID, and Cochrane Library were searched for the period of January  
14  
15 1, 2020 to May 20, 2020. Studies reporting the association of RAAS inhibitors (ACEi and ARBs) and  
16  
17 mortality in patients with hypertension, hospitalized for COVID-19 were extracted. Two reviewers  
18  
19 independently extracted appropriate data of interest and assessed the risk of bias. All analyses were  
20  
21 performed using random-effects models on log-transformed risk ratio estimates, and heterogeneity was  
22  
23 quantified.  
24  
25

26  
27 **Results:** Data were collected on 2,065,805 individuals (mean age, 58.73 years; 53.4% male). Patients with  
28  
29 hypertension taking RAAS inhibitors were 35% less likely to die from COVID-19 compared to patients  
30  
31 with hypertension not taking RAAS inhibitors (pooled RR= 0.65, 95% Confidence Intervals (CI): 0.45-  
32  
33 0.94). To explore the association of COVID-19 and specific classes of RAAS inhibitors, we conducted a  
34  
35 subgroup analysis of ARBs and ACEi separately from studies that provided them. Pooled risk ratio  
36  
37 estimates from ARBs and ACEi showed a lower but not significant risk of death from COVID-19  
38  
39 (RR=0.93, 95% CI: 0.70-1.22) and ACEi (RR=0.65, 95% CI: 0.32-1.30).  
40  
41

42  
43 **Conclusions:** In this meta-analysis, it was discovered that taking RAAS inhibitors, significantly  
44  
45 decreased the risk of COVID-19 mortality in patients with hypertension. This indicates a potential  
46  
47 protective role that RAAS-inhibitors may have in COVID-19 patients with hypertension.  
48  
49

1  
2 **Key Questions:**

3  
4 **What is already known?**

5  
6 Severe acute respiratory syndrome coronavirus 2 (SARS-CoV-2), responsible for the recent  
7 coronavirus disease 2019 (COVID-19) pandemic, interfaces with the renin-angiotensin-aldosterone  
8 system (RAAS) through angiotensin-converting enzyme 2 (ACE2). Recent studies have questioned  
9 whether RAAS inhibitors are safe in patients with COVID-19. However, observational studies involving  
10 patients hospitalized with COVID-19 that report the association of RAAS-inhibitors and COVID-19  
11 severity or death have yielded conflicting findings.  
12  
13  
14  
15  
16  
17  
18  
19

20 **What are the new findings?**

21  
22 This systematic review and meta-analysis discovered that RAAS inhibitors reduced the risk of  
23 mortality by 35% in patients with hypertension hospitalized for COVID-19 (RR= 0.65, 95% CI 0.45-  
24 0.94).  
25  
26  
27  
28

29 **What do the new findings imply?**

30  
31 Patients taking RAAS-inhibitors to manage their hypertension should continue to do as per current  
32 treatment guidelines.  
33  
34  
35  
36  
37  
38  
39  
40  
41  
42  
43  
44  
45  
46  
47  
48  
49  
50  
51  
52  
53  
54  
55  
56  
57  
58  
59  
60

## Introduction

Severe acute respiratory syndrome coronavirus 2 (SARS-CoV-2), responsible for the recent coronavirus disease 2019 (COVID-19) pandemic, interfaces with the renin-angiotensin-aldosterone system (RAAS) through angiotensin-converting enzyme 2 (ACE2).<sup>1</sup> The current hypotheses related to the influence ACE2 may have in facilitating virus severity and mortality have been inconclusive. The increased expression of ACE2 is thought to potentially catalyze infection with COVID-19, and therefore increase the severity and risk of death.<sup>2</sup> On the contrary, it has been found that ACE2 may be protective against acute lung injury.<sup>3</sup>

ACE2 is an 805-amino-acid, homologous to the human angiotensin-converting enzyme (ACE), with 40% identity and 61% similarity.<sup>4</sup> The SARS-Cov2 virus binds to the ACE2 receptor for cell entry.<sup>1</sup> Prior research has suggested that ACE- inhibitors (ACEi) and angiotensin-II blockers (ARBs), which are commonly used in patients with hypertension or diabetes, may raise ACE2 levels and thus could increase the risk of severe COVID-19 infection.<sup>5</sup> Although ACE and ACE2 are two different enzymes with two different active sites, there are reports that ACE inhibitors affect the expression of ACE2 in the heart and kidneys.<sup>6</sup> ARBs alter ACE2 expression, both at the mRNA and protein level.<sup>6 7</sup> ACE2 is upregulated in both the renal vasculature tissue and cardiac tissue as a result of RAAS inhibitor exposure.<sup>8</sup>

Individuals with cardiovascular disease including hypertension are susceptible to SARS-CoV-2 infection,<sup>9</sup> and majority depend on RAAS inhibitors for hypertension control, the potential influence of ACEi and ARB during SARS-CoV-2 infection requires urgent exploration for a clarification. Despite these theoretical uncertainties regarding whether pharmacologic regulation of ACE2 may influence the infectivity of SARS-CoV-2, there is clear potential for harm related to the withdrawal of RAAS-inhibitors in patients in otherwise stable condition.

To date, observational studies involving patients hospitalized with COVID-19 that report the association of RAAS-inhibitors and COVID-19 severity or death have yielded conflicting findings. Some studies are finding potential harmful associations of exposure to ACEi or ARBs with an increased



1 risk of severity in COVID-19<sup>10</sup>, and other studies failed to confirm such findings regarding a potential  
2 harmful association.<sup>11 12</sup> Many individuals with hypertension take ACE inhibitors and ARBs, but the  
3 association of RAAS-inhibitors and mortality in COVID-19 patients has not been systematically  
4 reviewed using a large number of studies. The aim of this systematic review and meta-analysis is to  
5 delineate the association between use of RAAS-inhibitors and mortality in patients with COVID-19.  
6 We hypothesize that RAAS-inhibitors may increase mortality rates from the novel coronavirus that  
7 causes COVID-19.  
8  
9  
10  
11  
12  
13  
14  
15  
16  
17  
18  
19

## 20 **Methods**

### 21 **Search Strategy and Study Selection**

22 The authors state that all supporting data are available within the article and its online-only data  
23 supplement. We explored PubMed (MEDLINE) Scopus, the OVID databases, SCOPUS, Cochrane  
24 Library databases and medrxiv.org, using search criteria provided in the supplemental material  
25 (**Supplemental Text 1**). We invoked the Meta-analyses of Observational Studies in Epidemiology  
26 (MOOSE) during our search (**Supplemental Table 1**). We included all studies published from January 1,  
27 2020 to May 20, 2020 that reported on the use of RAAS inhibitors (ACEi or ARBs) in patients hospitalized  
28 with COVID-19. We identified papers reporting the mortality rate in patients with and without exposure  
29 to RAAS-inhibitors. The following Medical Subject Heading (MeSH) and key words were used for the  
30 literature search of PubMed and other databases: “receptors, angiotensin” OR “angiotensin” OR  
31 “angiotensin receptors” OR “angiotensin converting enzyme inhibitors” “Renin Angiotensin Aldosterone  
32 System” OR “Angiotensin Receptor Blocker” OR “Ace Inhibitor” OR “Angiotensin Converting Enzyme  
33 Inhibitor” AND “SARS-CoV-2” OR “COVID-19” OR “Coronavirus”. Two reviewers (ESH and AES)  
34 initially screened the titles and abstracts of all papers for eligibility. We included articles that reported the  
35 rates of death in COVID-19 patients with and without taking RAAS inhibitors. No language limitation  
36  
37  
38  
39  
40  
41  
42  
43  
44  
45  
46  
47  
48  
49  
50  
51  
52  
53  
54  
55  
56  
57  
58  
59  
60

1 was identified. We excluded studies that were not conducted in humans and did not report the rates of  
2 death.  
3  
4

### 5 6 **Quality Assessment and Data Extraction**

7  
8 Two reviewers (ESH and AES) then screened full-text articles. A third reviewer (PS) was recruited in the  
9 event of a discrepancy. Data extracted included the author, year of publication, country, sample size, the  
10 number of patients in the RAAS inhibitor group that did or did not die, and the RR/OR/HR of death in the  
11 RAAS inhibitor group compared to the non-RAAS inhibitor group. Two reviewers (ESH and AES)  
12 independently assessed the quality of the included studies. The Newcastle-Ottawa Scale (NOS) was  
13 utilized for the quality assessment of included studies. NOS scale rates observational studies based on 3  
14 parameters: selection, comparability between the exposed and unexposed groups, and exposure/outcome  
15 assessment. This scale assigns a maximum of 4 stars for selection, 2 stars for comparability, and 3 stars  
16 for exposure/outcome assessment. Studies with less than 5 stars were considered low quality, studies  
17 receiving 5 through 7 stars were considered moderate quality, and those receiving more than 7 stars were  
18 classified as high quality.  
19  
20  
21  
22  
23  
24  
25  
26  
27  
28  
29  
30  
31  
32  
33  
34  
35

### 36 **Data Analysis**

37  
38 The primary outcome of interest was the risk of mortality in patients with hypertension hospitalized for  
39 COVID-19. The exposure of interest was the use of RAAS inhibitors. Subgroup analysis of ACEi and  
40 ARB separately were conducted. We utilized the reported RR, HR, OR as the measures of the  
41 association between exposure to RAAS-inhibitors and the risk of mortality in COVID-19. For studies  
42 without measures of associations, we applied a generalized linear mixed model to calculate the odds  
43 ratios using the number of events and the sample size of each study group.<sup>13</sup> Because the outcome of  
44 mortality was relatively rare, we combined RRs and HRs with ORs in the present meta-analysis and  
45 reported the pooled effect size as RRs as common risk estimates for all studies. We invoked a random-  
46 effects models to pool study results for the association between exposure to RAAS-inhibitors and the  
47  
48  
49  
50  
51  
52  
53  
54  
55  
56  
57  
58  
59  
60

1 risk of mortality.<sup>14</sup> We constructed forest plots to display pooled estimates. We assessed inter-study  
2 heterogeneity using  $I^2$  statistics, expressed as % (low (25%), moderate (50%), and high (75%)) and  
3  
4 Cochran's  $Q$  statistic (significance level  $< 0.05$ )<sup>15 16</sup>. Assessment of potential ascertainment bias (as  
5  
6 might be caused by publication bias) was conducted with funnel plots, by plotting the study effect size  
7  
8 against standard errors of the effect size, and Egger's test. [12] We performed all statistical analyses  
9  
10 with R software, version 3.4.3 (R, College Station, TX).  
11  
12  
13  
14  
15  
16  
17

## 18 **Results**

19  
20 As shown in **Figure 1**, we identified a total of 337 studies from the five databases. We identified 152  
21  
22 studies as duplicates and excluded, leaving 185 studies. When screening titles and abstracts, we excluded  
23  
24 56 studies and another 129 based on full text, which left us with 2,065,805 patients from 15 studies for  
25  
26 qualitative analysis and 61,268 patients from 11 studies for the quantitative analysis (**Table 1**).<sup>10-12 17-27</sup>  
27  
28  
29

### 30 **The association between taking RAAS inhibitors and COVID-19 mortality**

31  
32 Of the seven studies included in the meta-analysis exploring the association between COVID-19 mortality  
33  
34 and RAAS exposure in patients with hypertension, three reported a significantly lower risk with mortality  
35  
36 (**Figure 2**). No studies reported a significantly higher risk of mortality. The overall pooled estimates  
37  
38 showed a 35% reduction in the risk of mortality (RR=0.65, 95% CI: 0.45-0.94). The inverse association  
39  
40 between RAAS use and low risk of mortality from COVID-19, may indicate a potential protective role  
41  
42 for RAAS inhibitors among COVID-19 patients with hypertension. Between-study heterogeneity was  
43  
44 high ( $I^2= 80$ ,  $p<0.01$ ).  
45  
46  
47  
48  
49  
50

### 51 **Subgroup analysis of the association of ARBs and ACEi with mortality from COVID-19**

52  
53 To explore the association of COVID-19 and specific classes of RAAS inhibitors, we conducted a  
54  
55 subgroup analysis of ARBs and ACEi separately from studies that provided them. Three studies provided  
56  
57  
58  
59  
60

1 risk ratios estimates (or data to calculate the RR) for ACEi (**Figure 3**) and three for ARBs (**Figure 4**).  
2  
3 Pooled risk ratio estimates from ARBs and ACEi showed a low risk of death from COVID-19 (RR=0.93,  
4  
5 95% CI: 0.70-1.22) and ACEi (RR=0.65, 95% CI: 0.32-1.30). However, the association was not  
6  
7 significant. Between-study heterogeneity was moderate ( $I^2= 58$ ,  $p=0.09$ ) from ARBs and high ( $I^2= 90$ ,  
8  
9  $p<0.01$ ) for ACEi.  
10  
11

### 12 13 14 **Sensitivity Analyses, Publication Bias Publication and Study Quality**

15  
16 We conducted two types of sensitivity analyses. First, limiting our analysis to the 7 RAAS inhibitor  
17  
18 studies whose sample size consisted of only individuals with hypertension, we excluded and replaced  
19  
20 one study at a time from the meta-analysis and calculating the pooled RR for the remaining studies. No  
21  
22 substantial changes from pooled RR were observed when other studies were removed in turn. The  
23  
24 pooled RR ranged from 0.57 to 0.72 ( $p<0.0001$  for all) (**Supplementary Figure 1**). Second, by  
25  
26 including all studies (main analysis plus 3 studies with sample size not limited to population with  
27  
28 hypertension, see **table 1**), pooled RR from sensitivity analysis ranged from 0.68 to 0.82 ( $p<0.0001$  for  
29  
30 all) (**Supplementary Figure 2**). We did not find significant funnel plot asymmetry for the Egger test for  
31  
32 RAAS inhibitor, ACEi and ARBs ( $p > .05$ ). Upon visual inspection, the funnel plots appeared  
33  
34 symmetrical for RAAS inhibitors, ACEi and ARBs (**Supplemental Figures 3-6**). The median study  
35  
36 quality score was 8 out of 9 (range=7-9).  
37  
38  
39  
40  
41  
42  
43  
44  
45  
46  
47  
48  
49  
50  
51  
52  
53  
54  
55  
56  
57  
58  
59  
60

## Discussion

This systematic review and meta-analysis of cohort studies consisting of 2,065,805 patients with a global representation suggests that the treatment of hypertension with RAAS-inhibitors is associated with a lower risk of mortality in patients with COVID-19. This finding is important, for the association between RAAS-inhibitor exposure and mortality in COVID-19 patients has been inconclusive thus far. This topic has been heavily debated, and some studies even have interpolated a risk of taking RAAS-inhibitors using data from previous coronavirus outbreaks and preclinical studies. [6]

RAAS-inhibitors have been found to mitigate the risk of severe lung injury by reducing the activation of the RAAS through the inactivation of angiotensin II<sup>3</sup> and the generation of angiotensin-(1-9)<sup>4</sup> and angiotensin-(1-7)<sup>28</sup>. Angiotensin- (1-7) binds to the G protein-coupled receptors Mas to mediate various physiological effects including vasorelaxation, cardio protection, anti-oxidation and inhibition of angiotensin II -induced signaling. This is one hypothesized mechanism illustrating how the treatment of chronic conditions with RAAS-inhibitors may be beneficial in COVID-19 patients.

Alternatively, it is hypothesized that the biological mechanisms of RAAS inhibitors may predispose COVID-19 patients to severe disease and mortality. This was explained by the observation that SARS-CoV-2 enters a cell by binding to the membrane-bound ACE2 receptors. Animal models suggest that ACEis and ARBs increase membrane-bound ACE2 receptors, to which then increases the availability of cells for SARS-CoV-2 to bind and cellular entry.<sup>6</sup> This hypothesis has sparked a debate in populations, for many individuals taking RAAS inhibitors have grown concerned that their medications may be predisposing them to developing COVID-19, and later dying from it.<sup>29</sup> Our meta-analysis and systematic review support the notion that RAAS inhibitor exposure does *not* increase COVID-19-related mortality but rather shows beneficial effect.

## Strengths and Limitations

1  
2 Limitations of our study include possible selection bias in the published literature as a result of the strict  
3  
4 COVID-19 testing algorithm employed in the early stages of the pandemic. This may have resulted in  
5  
6 missed COVID-19 cases or deaths. Nevertheless, this is the largest quantitative synthesis of evidence on  
7  
8 the association between RAAS-inhibitor exposure and COVID-19 mortality. The regions with the  
9  
10 highest burden of COVID-19, including Asia, Europe, and North America, were represented thus  
11  
12 increasing the external validity of our findings. The sample size included in this study was also quite  
13  
14 large, allowing us to thoroughly cover a large population.  
15  
16

### 17 **Conclusion**

18  
19  
20 This systematic review and meta-analysis found that COVID-19 patients with hypertension who take  
21  
22 RAAS-inhibitors are protected from COVID-19 mortality compared to hypertensive patients not taking  
23  
24 RAAS-inhibitors. Patients taking RAAS-inhibitors to manage their chronic diseases may continue to do  
25  
26 as per current treatment guidelines and based on the clinical judgment of their health care providers.  
27  
28  
29  
30  
31  
32  
33  
34  
35  
36  
37  
38  
39  
40  
41  
42  
43  
44  
45  
46  
47  
48  
49  
50  
51  
52  
53  
54  
55  
56  
57  
58  
59  
60

1  
2 **Author Affiliations**  
3

4 <sup>1</sup>Department of Public Health Sciences, Penn State College of Medicine, Hershey, Pennsylvania, United  
5  
6 States of America

7  
8 <sup>2</sup>Department of Surgery, Penn State College of Medicine and Milton S. Hershey Medical Center, Hershey,  
9  
10 Pennsylvania, United States of America

11  
12  
13 <sup>3</sup>Center for Neural Engineering, Department of Engineering, Science and Mechanics, The Pennsylvania  
14  
15 State University, Pennsylvania, United States of America

16  
17  
18 <sup>4</sup>Department of Neurology, Penn State College of Medicine and Milton S. Hershey Medical Center,  
19  
20 Hershey, Pennsylvania, United States of America  
21

22  
23  
24  
25 **Acknowledgements** We would like to acknowledge Melissa Butt for reviewing and proving helpful  
26  
27 feedback.  
28

29  
30 **Contributors** AS, PS, ES, and VC conceived the study. AS, EH, and PS conducted the literature search.  
31  
32 AS and PS completed data analysis. AS, DL, PD, VC, AL JO, EH and PH interpreted the data. AS, ES,  
33  
34 and PS wrote the manuscript. All Authors agreed to the manuscript in its final form  
35

36  
37 **Funding** This study was not funded

38  
39 **Competing Interest** We report no competing interest  
40  
41  
42  
43  
44  
45  
46  
47  
48  
49  
50  
51  
52  
53  
54  
55  
56  
57  
58  
59  
60

## REFERENCES

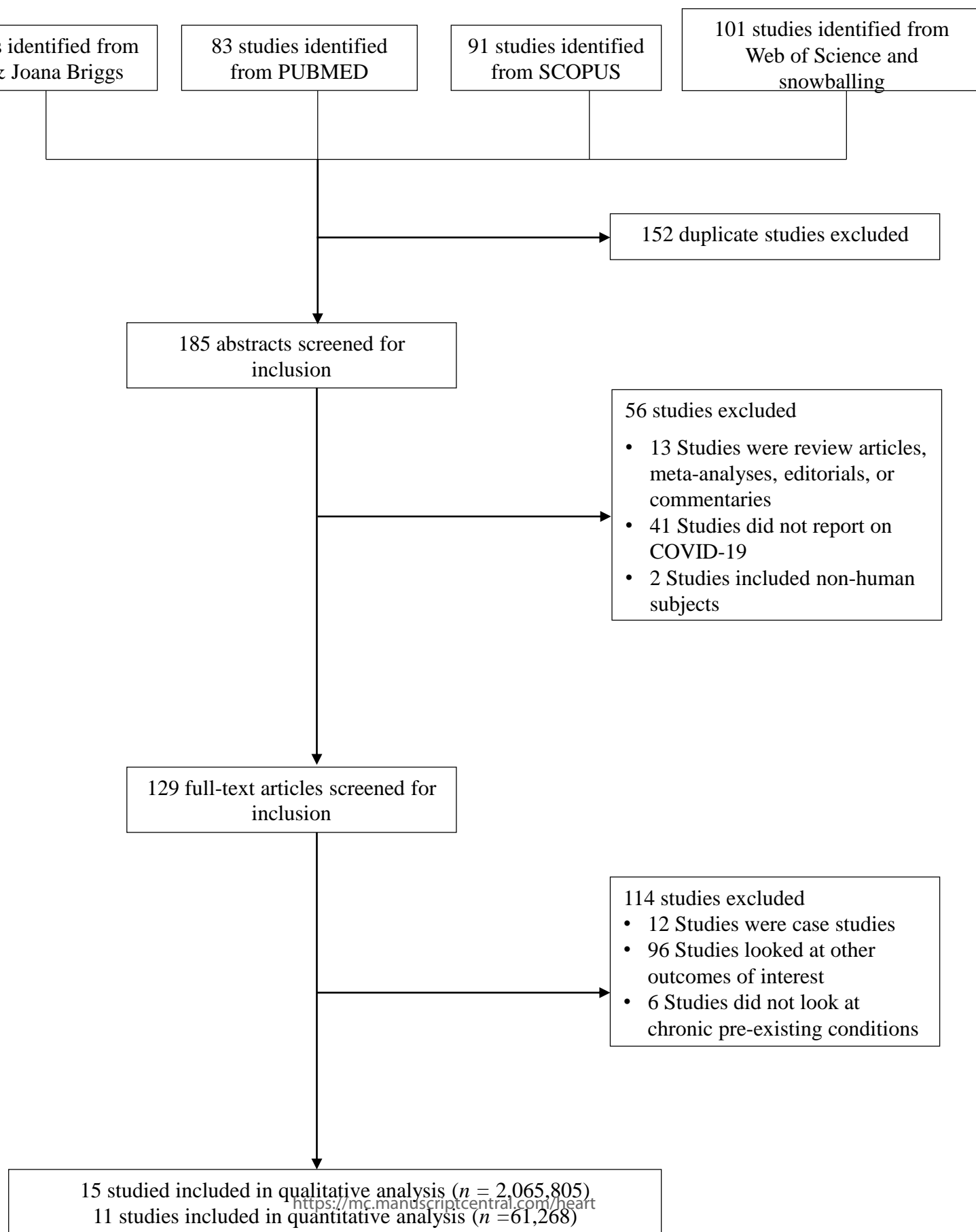
1. Hoffmann M, Kleine-Weber H, Schroeder S, et al. SARS-CoV-2 cell entry depends on ACE2 and TMPRSS2 and is blocked by a clinically proven protease inhibitor. *Cell* 2020
2. Fang L, Karakiulakis G, Roth M. Are patients with hypertension and diabetes mellitus at increased risk for COVID-19 infection? *The Lancet Respiratory Medicine* 2020
3. Imai Y, Kuba K, Rao S, et al. Angiotensin-converting enzyme 2 protects from severe acute lung failure. *Nature* 2005;436(7047):112-16.
4. Tipnis SR, Hooper NM, Hyde R, et al. A human homolog of angiotensin-converting enzyme cloning and functional expression as a captopril-insensitive carboxypeptidase. *Journal of Biological Chemistry* 2000;275(43):33238-43.
5. Ferrario CM, Ahmad S, Groban L. Mechanisms by which angiotensin-receptor blockers increase ACE2 levels. *Nature Reviews Cardiology* 2020:1-1.
6. Ferrario CM, Jessup J, Chappell MC, et al. Effect of angiotensin-converting enzyme inhibition and angiotensin II receptor blockers on cardiac angiotensin-converting enzyme 2. *Circulation* 2005;111(20):2605-10.
7. Wang X, Ye Y, Gong H, et al. The effects of different angiotensin II type 1 receptor blockers on the regulation of the ACE-AngII-AT1 and ACE2-Ang (1-7)-Mas axes in pressure overload-induced cardiac remodeling in male mice. *Journal of molecular and cellular cardiology* 2016;97:180-90.
8. Ferrario CM, Jessup J, Gallagher PE, et al. Effects of renin-angiotensin system blockade on renal angiotensin-(1-7) forming enzymes and receptors. *Kidney international* 2005;68(5):2189-96.
9. Ssentongo P, Ssentongo AE, Heilbrunn ES, et al. The association of cardiovascular disease and other pre-existing comorbidities with COVID-19 mortality: A systematic review and meta-analysis. *medRxiv* 2020
10. Zeng Z, Sha T, Zhang Y, et al. Hypertension in patients hospitalized with COVID-19 in Wuhan, China: A single-center retrospective observational study. *medRxiv* 2020
11. Mehra MR, Desai SS, Kuy S, et al. Cardiovascular Disease, Drug Therapy, and Mortality in Covid-19. *New England Journal of Medicine* 2020
12. Zhang P, Zhu L, Cai J, et al. Association of inpatient use of angiotensin converting enzyme inhibitors and angiotensin II receptor blockers with mortality among patients with hypertension hospitalized with COVID-19. *Circulation research* 2020
13. Chang B-H, Hoaglin DC. Meta-analysis of odds ratios: Current good practices. *Medical care* 2017;55(4):328.
14. Schwarzer G, Carpenter JR, Rücker G. Meta-analysis with R: Springer 2015.
15. Higgins JP, Thompson SG. Quantifying heterogeneity in a meta-analysis. *Statistics in medicine* 2002;21(11):1539-58.
16. Higgins JP, Thompson SG, Deeks JJ, et al. Measuring inconsistency in meta-analyses. *Bmj* 2003;327(7414):557-60.
17. Mehta N, Kalra A, Nowacki AS, et al. Association of use of angiotensin-converting enzyme inhibitors and angiotensin II receptor blockers with testing positive for coronavirus disease 2019 (COVID-19). *JAMA cardiology* 2020
18. Huang Z, Cao J, Yao Y, et al. The effect of RAS blockers on the clinical characteristics of COVID-19 patients with hypertension. *Annals of Translational Medicine* 2020;8(7)
19. Mancia G, Rea F, Ludergnani M, et al. Renin-angiotensin-aldosterone system blockers and the risk of Covid-19. *New England Journal of Medicine* 2020
20. Li J, Wang X, Chen J, et al. Association of renin-angiotensin system inhibitors with severity or risk of death in patients with hypertension hospitalized for coronavirus disease 2019 (COVID-19) infection in Wuhan, China. *JAMA cardiology* 2020
21. Meng J, Xiao G, Zhang J, et al. Renin-angiotensin system inhibitors improve the clinical outcomes of COVID-19 patients with hypertension. *Emerging microbes & infections* 2020;9(1):757-60.



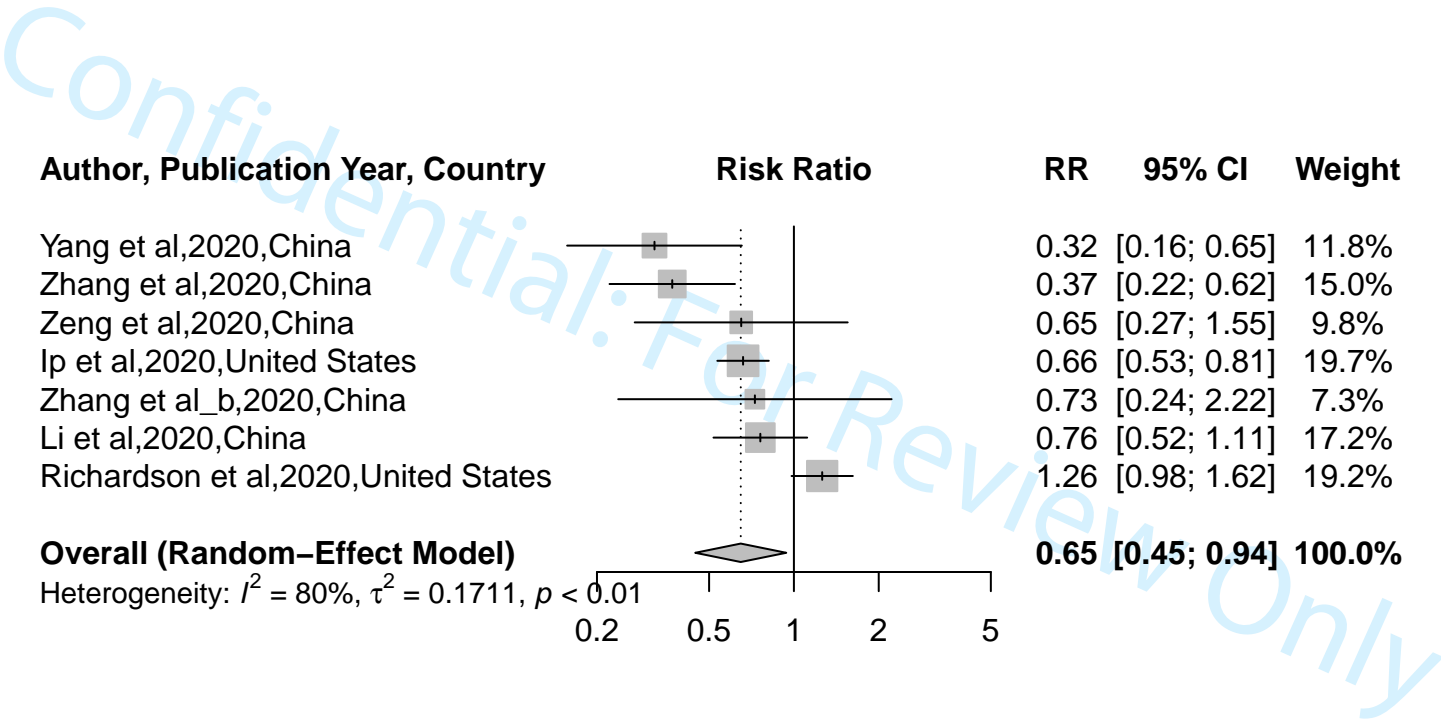
22. Zhang L, Sun Y, Zeng H-L, et al. Calcium channel blocker amlodipine besylate is associated with reduced case fatality rate of COVID-19 patients with hypertension. *medRxiv* 2020
23. Guo T, Fan Y, Chen M, et al. Cardiovascular implications of fatal outcomes of patients with coronavirus disease 2019 (COVID-19). *JAMA cardiology* 2020
24. Bean D, Kraljevic Z, Searle T, et al. ACE-inhibitors and Angiotensin-2 Receptor Blockers are not associated with severe SARS-COVID19 infection in a multi-site UK acute Hospital Trust. *medRxiv* 2020
25. Yang G, Tan Z, Zhou L, et al. Angiotensin II Receptor Blockers and Angiotensin-Converting Enzyme Inhibitors Usage is Associated with Improved Inflammatory Status and Clinical Outcomes in COVID-19 Patients With Hypertension. *medRxiv* 2020
26. Richardson S, Hirsch JS, Narasimhan M, et al. Presenting characteristics, comorbidities, and outcomes among 5700 patients hospitalized with COVID-19 in the New York City area. *Jama* 2020
27. Ip A, Parikh K, Parrillo JE, et al. Hypertension and Renin-Angiotensin-Aldosterone System Inhibitors in Patients with Covid-19. *medRxiv* 2020
28. Donoghue M, Hsieh F, Baronas E, et al. A novel angiotensin-converting enzyme-related carboxypeptidase (ACE2) converts angiotensin I to angiotensin 1-9. *Circulation research* 2000;87(5):e1-e9.
29. Diaz JH. Hypothesis: angiotensin-converting enzyme inhibitors and angiotensin receptor blockers may increase the risk of severe COVID-19. *Journal of Travel Medicine* 2020

Author	Year	Country	Continent	Sample size (n)	Study type	Study period	Mean age	Male (%)	Study Population	Covariates adjusted	Effect Estimate	Quality Score
Zhang et al 2 3 4	2020	China	Asia	3,430	Cohort	12/31/2019-2/20/2020	64	53	Hypertensive COVID-19 patients taking ACEI/ARB vs hypertensive COVID-19 not taking ACEI/ARB	Age, sex, diabetes, coronary heart disease, cerebrovascular disease, and chronic renal disease, in-hospital medications (antiviral drug and, lipid lowering drug).	HR	9
Huang et al 5 6 7	2020	China	Asia	50	Cohort	2/07/2020-3/03/2020	-	54	Hypertensive COVID-19 patients taking RAAS inhibitors vs hypertensive COVID-19 patients not taking RAAS inhibitors	-	Qualitative Review Only	8
Mehra et al 8 9 10	2020	-	Asia, Europe, & North America	8,910	Cohort	12/20/2019-3/15/2020	49	60	Hypertensive COVID-19 patients taking ACEI/ARB vs not taking ACEI/ARB	Age, sex, coronary artery disease, congestive heart failure, arrhythmia, COPD, smoking, statin	OR	8
Mancia et al 11 12 13 14	2020	Italy	Europe	37,031	Case-control	2/21/2020-3/11/202	68	64	Hypertensive COVID-19 patients taking ACEI vs hypertensive COVID-19 patients not taking ACEI, hypertensive COVID-19 patients taking ARB vs hypertensive COVID-19 patients not taking ARB	Age, Sex, comorbidities, and exposure to treatments	OR	8
Lei et al 15 16 17	2020	China	Asia	1,178	Cohort	1/15/2020-3/15/2020	56	46	Hypertensive COVID-19 patients taking ACEI/ARB vs hypertensive COVID-19 patients not taking ACEI/ARB	-	Calculated OR	8
Mehra et al 18 19 20	2020	United States	North America	18,472	Cohort	3/08/2020-4/12/2020	49	40	COVID-19 patients taking ACEI vs not taking ACEI, COVID-19 patients taking ARB vs not taking ARB, COVID-19 patients taking ACEI/ARB vs not taking ACEI/ARB	-	Calculated OR	7
Meng et al 21 22	2020	China	Asia	417	Cohort	1/11/2020-2/23/2020	57	65	Hypertensive COVID-19 patients taking ACEI/ARB vs hypertensive COVID-19 patients not taking ACEI/ARB	-	Qualitative Review Only	8
Zhang et al 23 24 25	2020	China	Asia	90	Cohort	-	-	-	COVID-19 patients taking hypertensive drugs vs not taking hypertensive drugs	Age, sex, days from symptom onset to hospital admission, and exposure to treatments	HR	9
Suo et al 26 27	2020	China	Asia	187	Cohort	1/23/2020-2/23/2020	59	49	COVID-19 patients taking ACEI vs not taking ACEI, COVID-19 patients taking ARB vs not taking ARB	-	Qualitative Review Only	7
Bean et al 28 29 30	2020	England	Europe	1,200	Cohort	3/1/2020-4/13/2020	63	42	COVID-19 patients taking ACEI/ARB vs not taking ACEI/ARB	Age, sex, hypertension, diabetes, chronic kidney disease, and ischemic heart disease/heart failure	OR	9
Yang et al 31 32	2020	China	Asia	247	Cohort	1/5/2020-3/8/2020	60	55	COVID-19 patients taking ACEI/ARB vs not taking ACEI/ARB	-	Calculated	8
Yang et al 33 34 35	2020	China	Asia	251	Cohort	1/5/2020-3/3/2020	-	-	Hypertensive COVID-19 patients taking ACEI/ARB vs hypertensive COVID-19 patients not taking ACEI/ARB vs non-hypertensive COVID-19 patients not taking ACEI/ARB	-	Calculated	8
Richardson et al 36 37	2020	United States	North America	5,700	Case series	3/1/2020-4/4/2020	63	60	Hypertensive COVID-19 patients taking ACEI/ARB vs hypertensive COVID-19 patients not taking ACEI/ARB	-	Calculated	8
Ip et al 38 39 40	2020	United States	North America	3,017	Cohort	-	-	-	Hypertensive COVID-19 patients taking ACEI/ARB vs hypertensive COVID-19 patients taking other hypertensive medications	-	Calculated	8
Puchet et al 41 42 43	2020	France	Europe	1,985,598	Cohort	2/21/2020-4/5/2020	-	-	Hypertensive COVID-19 patients taking ACEI vs hypertensive COVID-19 patients taking ARB vs hypertensive patients taking other drugs	-	Qualitative Review only	7

1  
2 **Figure 1: Flow Diagram**  
3  
4  
5

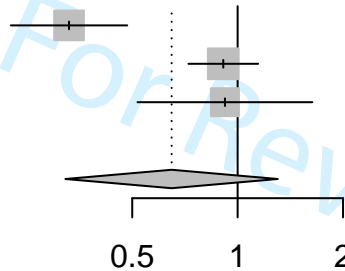


1  
2  
3  
4  
5  
6  
7  
8  
9  
10  
11  
12  
13  
14  
15  
16  
17  
18  
19  
20  
21  
22  
23  
24  
25  
26



**Author, Publication Year, Country****Risk Ratio****RR****95% CI****Weight**

Mehra et al,2020,Asia, Europe, & North America  
 Mancia et al,2020,Italy  
 Li et al,2020,China

**Overall (Random-Effect Model)**

Heterogeneity:  $I^2 = 90\%$ ,  $\tau^2 = 0.3372$ ,  $p < 0.01$

1  
2  
3  
4  
5  
6  
7  
8  
9  
10  
11  
12  
13  
14  
15  
16  
17  
18  
19  
20  
21  
22  
23  
24  
25  
26

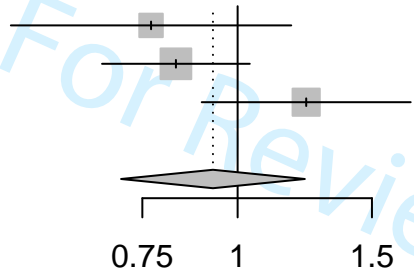
Confidential: For Review Only

**Author, Publication Year, Country**

**Risk Ratio**

**RR 95% CI Weight**

Li et al,2020,China  
Mancia et al,2020,Italy  
Mehra et al,2020,Asia, Europe, & North America



**Overall (Random-Effect Model)**

Heterogeneity:  $I^2 = 58\%$ ,  $\tau^2 = 0.0346$ ,  $p = 0.09$

**Supplemental Table 1: Meta-Analyses and Systematic Reviews of Observational Studies (MOOSE)**

	Topic	Page number
<b>Title</b>	Identify the study as a meta-analysis (or systematic review)	1
<b>Abstract</b>	Use the journal's structured format	2
<b>Introduction</b>	<b>Present:</b>	4
	The clinical problem	4
	The hypothesis	4
	A statement of objectives that includes the study population, the condition of interest, the exposure or intervention, and the outcome(s) considered	4
<b>Sources</b>	<b>Describe:</b>	
	Qualifications of searchers (eg, librarians and investigators)	5
	Search strategy, including time period included in the synthesis and keywords	5
	Effort to include all available studies, including contact with authors	5
	Databases and registries searched	5
	Search software used, name and version, including special features used (e.g. explosion)	5-6
	Use of hand searching (e.g, reference lists of obtained articles)	5
	List of citations located and those excluded, including justification	5
	Method of addressing articles published in languages other than English	5
	Method of handling abstracts and unpublished studies	5
	Description of any contact with authors	5
<b>Study Selection</b>	<b>Describe</b>	
	Types of study designs considered	5
	Relevance or appropriateness of studies gathered for assessing the hypothesis to be tested	5
	Rationale for the selection and coding of data (eg, sound clinical principles or convenience)	5
	Documentation of how data were classified and coded (eg, multiple raters, blinding, and inter-rater reliability)	5
	Assessment of confounding (e.g. comparability of cases and controls in studies where appropriate)	5-6
	Assessment of study quality, including blinding of quality assessors; stratification or regression on possible predictors of study results	5-6
	Assessment of heterogeneity	6
	Statistical methods (eg, complete description of fixed or random effects models, justification of whether the chosen models account for predictors of study results, dose-response models, or cumulative meta-analysis) in sufficient detail to be replicated	6
<b>Results</b>	<b>Present</b>	6-7
	A graph summarizing individual study estimates and the overall estimate	15
	A table giving descriptive information for each included study	Table 1

1  
2  
3  
4  
5  
6  
7  
8  
9  
10  
11  
12  
13  
14  
15  
16  
17  
18  
19  
20  
21  
22  
23  
24  
25  
26  
27  
28  
29  
30  
31  
32  
33  
34  
35  
36  
37  
38  
39  
40  
41  
42  
43  
44  
45  
46  
47  
48  
49  
50  
51  
52  
53  
54  
55  
56  
57  
58  
59  
60

	Results of sensitivity testing (eg, subgroup analysis)	6-7
	Indication of statistical uncertainty of findings	6-7
<b>Discussion</b>	<b>Discuss</b>	8-9
	Strengths and weaknesses	8-9
	Potential biases in the review process (eg, publication bias)	8-9

\*Modified from Stroup DF, Berlin JA, Morton SC, Olkin I, Williamson GD, Rennie D, et al. Meta-analysis of observational studies in epidemiology: a proposal for reporting. Meta-analysis Of Observational Studies in Epidemiology (MOOSE) group. JAMA 2000;283:2008–12. Copyrighted © 2000, American Medical Association. All rights reserved.

Confidential: For Review Only



1  
2  
3 **Supplementary material for Ssentongo et., al 2020**  
4  
5

6 **Supplemental text 1: PubMed Search Terms**  
7

8 (((("receptors, angiotensin"[MeSH Terms] OR "angiotensin"[All Fields])) OR "angiotensin receptors"[All Fields])  
9 OR ("angiotensin"[All Fields] OR "(((("angiotensin converting enzyme inhibitors"[Pharmacological Action] OR  
10 "angiotensin-converting enzyme inhibitors"[MeSH Terms]) OR ("angiotensin converting enzyme inhibitors"[All  
11 Fields]) OR OR "ace inhibitor"[All Fields])) OR "angiotensin-converting enzyme inhibitors"[MeSH Terms]) OR  
12 angiotensin converting enzyme inhibitors"[All Fields])  
13  
14  
15  
16  
17  
18  
19  
20  
21  
22  
23  
24  
25  
26  
27  
28  
29  
30  
31  
32  
33  
34  
35  
36  
37  
38  
39  
40  
41  
42  
43  
44  
45  
46  
47  
48  
49  
50  
51  
52  
53  
54  
55  
56  
57  
58  
59  
60

**Supplemental Table 1: Meta-Analyses and Systematic Reviews of Observational Studies (MOOSE)**

	Topic	Page number
<b>Title</b>	Identify the study as a meta-analysis (or systematic review)	1
<b>Abstract</b>	Use the journal's structured format	2
<b>Introduction</b>	<b>Present:</b>	4
	The clinical problem	4
	The hypothesis	4
	A statement of objectives that includes the study population, the condition of interest, the exposure or intervention, and the outcome(s) considered	4
<b>Sources</b>	<b>Describe:</b>	
	Qualifications of searchers (eg, librarians and investigators)	5
	Search strategy, including time period included in the synthesis and keywords	5
	Effort to include all available studies, including contact with authors	5
	Databases and registries searched	5
	Search software used, name and version, including special features used (e.g. explosion)	5-6
	Use of hand searching (e.g, reference lists of obtained articles)	5
	List of citations located and those excluded, including justification	5
	Method of addressing articles published in languages other than English	5
	Method of handling abstracts and unpublished studies	5
	Description of any contact with authors	5
<b>Study Selection</b>	<b>Describe</b>	
	Types of study designs considered	5
	Relevance or appropriateness of studies gathered for assessing the hypothesis to be tested	5
	Rationale for the selection and coding of data (eg, sound clinical principles or convenience)	5
	Documentation of how data were classified and coded (eg, multiple raters, blinding, and inter-rater reliability)	5
	Assessment of confounding (e.g. comparability of cases and controls in studies where appropriate)	5-6
	Assessment of study quality, including blinding of quality assessors; stratification or regression on possible predictors of study results	5-6
	Assessment of heterogeneity	6
	Statistical methods (eg, complete description of fixed or random effects models, justification of whether the chosen models account for predictors of study results, dose-response models, or cumulative meta-analysis) in sufficient detail to be replicated	6
<b>Results</b>	<b>Present</b>	6-7
	A graph summarizing individual study estimates and the overall estimate	15
	A table giving descriptive information for each included study	Table 1

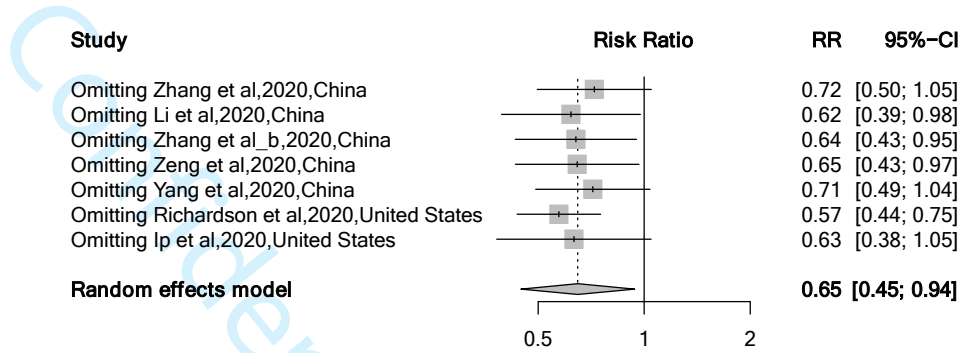
1  
2  
3  
4  
5  
6  
7  
8  
9  
10  
11  
12  
13  
14  
15  
16  
17  
18  
19  
20  
21  
22  
23  
24  
25  
26  
27  
28  
29  
30  
31  
32  
33  
34  
35  
36  
37  
38  
39  
40  
41  
42  
43  
44  
45  
46  
47  
48  
49  
50  
51  
52  
53  
54  
55  
56  
57  
58  
59  
60

	Results of sensitivity testing (eg, subgroup analysis)	6-7
	Indication of statistical uncertainty of findings	6-7
<b>Discussion</b>	<b>Discuss</b>	8-9
	Strengths and weaknesses	8-9
	Potential biases in the review process (eg, publication bias)	8-9

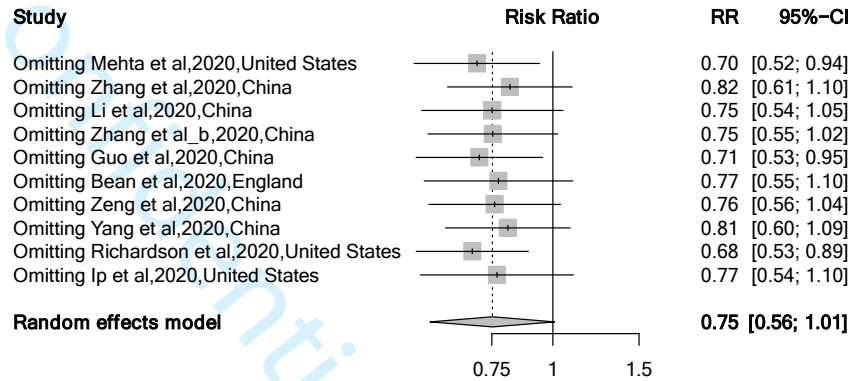
\*Modified from Stroup DF, Berlin JA, Morton SC, Olkin I, Williamson GD, Rennie D, et al. Meta-analysis of observational studies in epidemiology: a proposal for reporting. Meta-analysis Of Observational Studies in Epidemiology (MOOSE) group. JAMA 2000;283:2008–12. Copyrighted © 2000, American Medical Association. All rights reserved.

Confidential: For Review Only

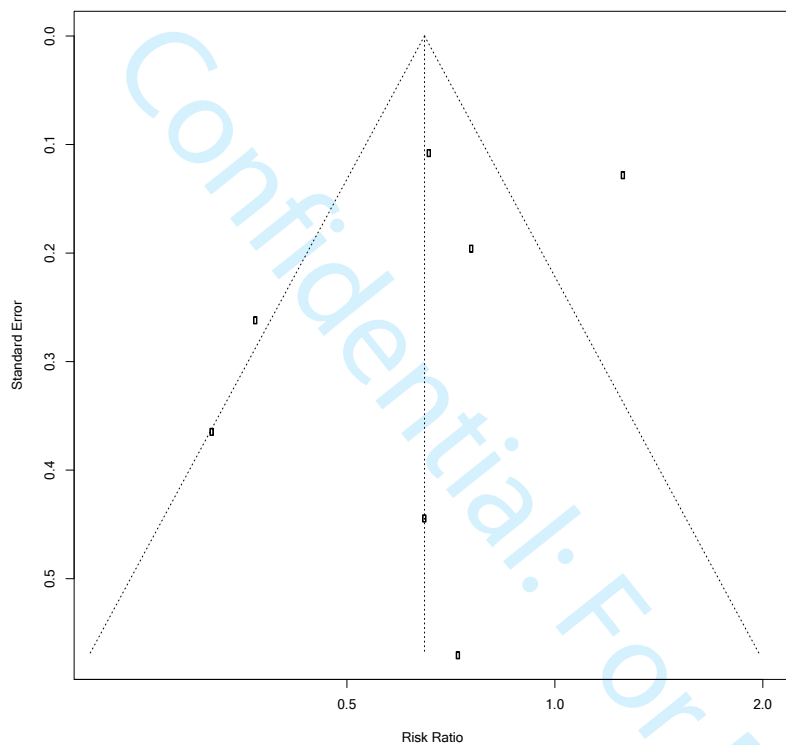
1  
2  
3 **Supplementary Figure 1. Sensitivity analysis of random-effects meta-analysis of studies evaluating the**  
4 **association of ACEi/ARB with mortality in patients with hypertension hospitalized with COVID-19 (only**  
5 **study population hypertension)**  
6  
7  
8  
9



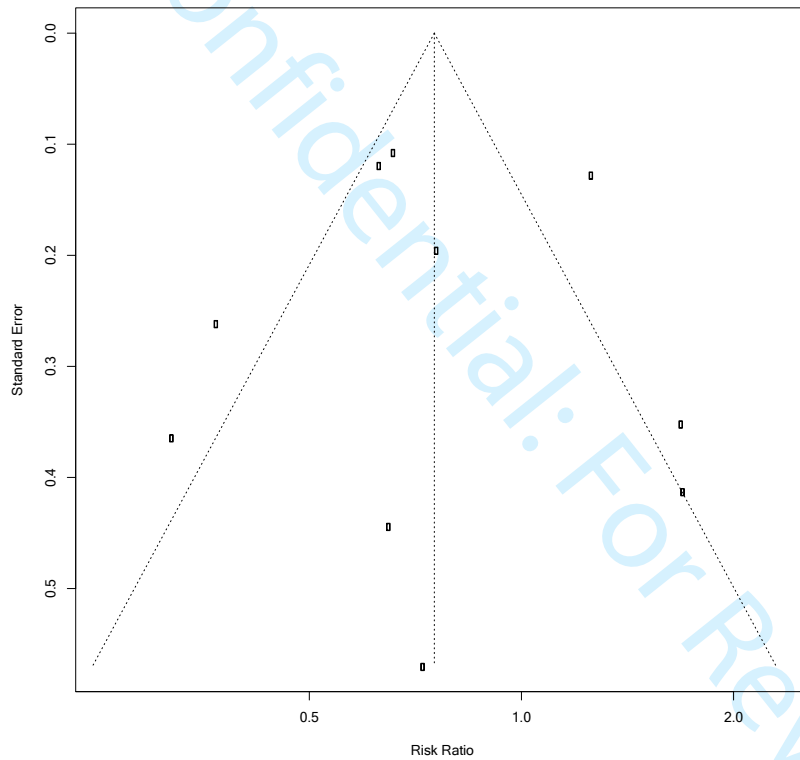
**Supplementary Figure 2. Sensitivity analysis of random-effects meta-analysis of studies evaluating the association of ACEi/ARB with mortality in patients with hypertension hospitalized with COVID-19 (study population with and without hypertension)**



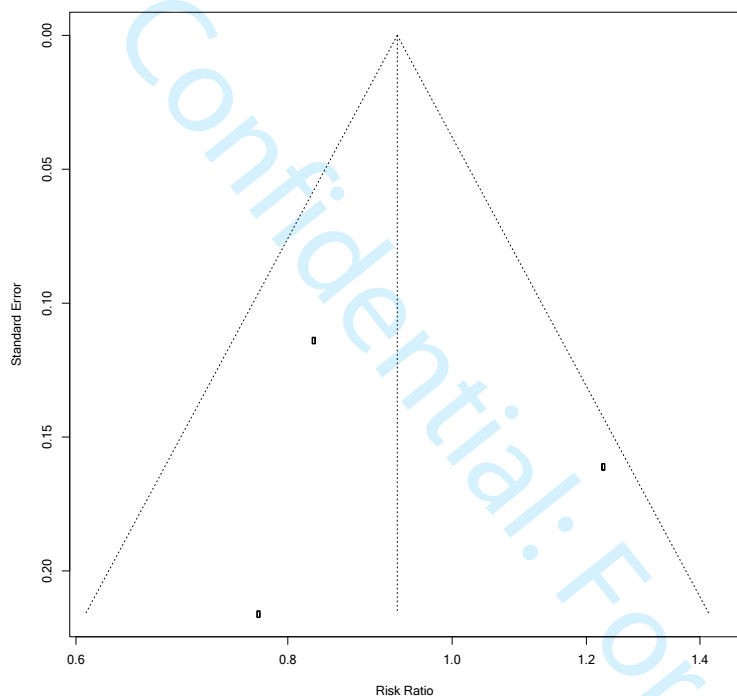
1  
2  
3 **Supplementary Figure 3. Funnel plot depicting publication bias for studies evaluating the association of**  
4 **ACEi/ARB with mortality in patients with hypertension hospitalized with COVID-19 (only study population**  
5 **hypertension)**  
6  
7



1  
2  
3  
4  
5 **Supplementary Figure 4. Funnel plot depicting publication bias for studies evaluating the association of**  
6 **ACEi/ARB with mortality in patients with hypertension hospitalized with COVID-19 (study population with**  
7 **and without hypertension)**  
8  
9



**Supplementary Figure 5. Funnel plot depicting publication bias for studies evaluating the association of ARB with mortality in patients with hypertension hospitalized with COVID-19**





**Supplementary Figure 6. Funnel plot depicting publication bias for studies evaluating the association of ACEi with mortality in patients with hypertension hospitalized with COVID-19**

