

1 **Association of Renin-Angiotensin-Aldosterone System Inhibition with Risk of COVID-19,**
2 **Inflammation Level Severity and Death in Patients With COVID-19: A Rapid**
3 **Systematic Review and Meta-Analysis**

4 **Running title:** ACEI/ARB on COVID-19

5
6 Xiao Liu^{1*}, MD, Chuyan Long^{1*}, MD, Qinmei Xiong¹, MD, Chen Chen¹, MD, Jianyong
7 Ma¹, MD, Yuhao Su¹, M.D., Kui Hong^{1,3}, MD, PhD

8 1. Cardiology Department, the Second Affiliated Hospital of Nanchang University, Jiangxi,
9 330006, China

10 2. Jiangxi Key Laboratory of Molecular Medicine, Jiangxi, 330006, China

11 *Dr. Liu, and Dr. Long are co-first authors.

12 **Address for Correspondence:** Dr. Kui Hong, MD, PhD; Cardiovascular Department, the
13 Second Affiliated Hospital of Nanchang University; Minde Road No. 1, Nanchang, Jiangxi,
14 330006, China; Email: hongkui88@163.com; Tel: +86-0791-86312917.

15
16 **Abstract**

17 **Background:** An association among the use of angiotensin-converting-enzyme(ACE)
18 inhibitors and angiotensin-receptor blockers(ARBs) with the clinical outcomes of coronavirus
19 disease 2019 (COVID-19) is unclear.

20 **Methods:** PubMed, EMBASE, and the preprint databases MedRxiv and BioRxiv were

21 **NOTE:** This preprint reports new research that has not been certified by peer review and should not be used to guide clinical practice.
searched for relevant studies that assessed the association among inflammation level,

1 application of ACEI/ARB, infection severity and death in patients with COVID-19. Odd
2 risks(OR) and 95% confidence interval (CI) were combined using random-effects or fixed
3 models depending on heterogeneity.

4 **Results:** Eleven studies were included with a total of 33,483 patients. Our review showed
5 ACEI/ARB therapy might be associated with the reduced inflammatory factor (interleukin-6)
6 and elevated level of immune cells(CD3, CD8). Meta-analysis showed no significant increase
7 in the risk of COVID-19 infection(OR:0.95, 95%CI:0.89-1.05) in patients receiving
8 ACEI/ARB therapy, and ACEI/ARB therapy was associated with a decreased risk of severe
9 COVID-19 (OR:0.75, 95%CI: 0.59-0.96) and mortality (OR:0.52, 95%CI: 0.35-0.79).
10 Subgroup analyses showed that, among the general population, application of ACEI/ARB
11 therapy was associated with reduced risks of all-cause death(OR:0.31, 95%CI: 0.13-0.75), and
12 the risk of severe COVID-19(OR:0.79, 95%CI: 0.60-1.05) infection and COVID-19
13 infection(OR:0.85, 95% CI: 0.66-1.08) were not increased. Among patients with hypertension,
14 the use of an ACEI/ARB was associated with a lower severity of COVID-19(OR:0.73, 95%CI:
15 0.51-1.03) and lower mortality(OR:0.57, 95%CI: 0.37-0.87), without evidence of an increased
16 risk of COVID-19 infection(OR:1.00, 95%CI: 0.90-1.12).

17 **Conclusion:** On the basis of the available evidence, this is the first meta-analysis showed that,
18 in general population, the use of ACEI/ARB therapy was safe without an increased risk of
19 COVID-19 infection and with a decreasing trend of severe COVID-19 infection and lower
20 mortality. In patients with hypertension, the use of ACEI/ARB therapy should be encouraged,
21 without increased risk of COVID-19 infection, and better prognosis (a decreasing trends of

1 severe COVID-19 and reduced all-cause death). Overall, ACEI/ARB therapy should be
2 continued in patients who are at risk for, or have COVID-19, either in general population or
3 hypertension patients. Our results need to be interpreted with caution considering the potential
4 for residual confounders, and more well-designed studies that control the clinical confounders
5 are necessary to confirm our findings.

6 **Key Words**

7 COVID-19; ACEI/ARB; SARS-COV-2; pneumonia; infectious disease; lung, hypertension

8

9 **Nonstandard Abbreviations and Acronyms:**

10 COVID-19: Coronavirus disease 2019; OR: Odd risk; CI: Confidence interval; ACE2:
11 angiotensin-converting enzyme 2; ACEI: ACE inhibitors; ARB: ACE angiotensin-receptor
12 blockers; NOS: Newcastle-Ottawa Scale score; RAAS: renin–angiotensin–aldosterone
13 system; SARS: Severe acute respiratory syndrome.

14 **Introduction**

15 The coronavirus disease 2019 (COVID-19) pandemic is becoming one of the most far-reaching
16 public health crises in recorded history. At right time of writing this review, on April 29th, 2020,
17 the number of infected persons worldwide has exceeded 3.01 million, with more than 200,000
18 reported deaths (<http://2019ncov.chinacdc.cn/2019-nCoV/global.html>). At present, there is no
19 specifically targeted, effective treatment for patients with COVID-19. There is an urgent need,
20 therefore, to determine how to alleviate the severe clinical symptoms and reduce the morbidity
21 and mortality due to this disease. Severe acute respiratory syndrome coronavirus 2

1 (SARS-CoV-2) shares the same cell entry receptor as SARS-CoV, in which the viruses' spike
2 proteins bind to the host cell surface. Angiotensin converting enzyme 2 (ACE2) receptors,
3 which are an essential regulator of renin–angiotensin–aldosterone system (RAAS) activity^{1,2}.
4 The RAAS is a vital regulator of cardiovascular and renal function, including blood pressure,
5 and which plays a vital role in regulating acute lung injury^{3,4}. The ACE2 level is significantly
6 reduced in patients following SARS-CoV infection, resulting in RAAS system imbalance, and
7 eventually caused severe acute lung injury. Angiotensin I converting enzyme inhibitors
8 (ACEIs) and Angiotensin II receptor blockers (ARBs) are ACE2 receptor antagonists that can
9 reduce the activity of the RAAS system and which have been widely used in the past several
10 decades to treat cardiovascular diseases such as hypertension and hypertrophic
11 cardiomyopathy³. However, some animal experiments and clinical trials have shown that
12 ACEIs potentially result in an increase in ACE2 receptors⁵. Some concern has therefore been
13 expressed that the use of ACEIs/ARBs might increase the risk of COVID-19 infection after
14 exposure to SARS-CoV-2 and result in a poor prognosis⁶. On April 12th, 2020, the European
15 Society of Hypertension COVID-19 Task Force issued the following statement: the current
16 evidence does not support that RAAS inhibitors aggravate the condition of COVID-19
17 patients⁵.

18 Accumulating evidence revealed that inflammatory cytokine storm and dysfunction of
19 immune system largely contribute to the severe COVID-19, even cause death⁷. The latest
20 evidence shows that peripheral blood interleukin-6 (IL-6) levels, a critical mediator of
21 respiratory failure, shock, and multiorgan dysfunction, were significantly increased in

1 COVID-19 patients who had used a RAAS inhibitor^{8,9}. Moreover, CD3 and CD8 cell counts
2 were significantly reduced, suggesting that the level of inflammation in patients treated with
3 ACEIs is relatively low⁸. Several retrospective studies have shown that the use of
4 ACEIs/ARBs prior to COVID-19 infection could reduce the severity of COVID-19 and was
5 associated with a better prognosis, especially in patients with both hypertension and
6 COVID-19¹⁰⁻¹². However, other studies have shown that there is no significant correlation
7 between the use of ACEIs/ARBs and the severity and mortality of patients with COVID-19^{10,}
8 ¹³⁻¹⁷. Because the affection of RAAS inhibitors on the clinical prognosis of COVID-19 patients
9 is unclear, in this article, we will review the current evidence and assess the clinical prognosis
10 of COVID-19 patients with or without hypertension treated with ACEs/ARBs.

11 **Methods**

12 This study was performed according to PRISMA guidelines ([http://www.prisma-](http://www.prisma-statement.org)
13 [statement.org](http://www.prisma-statement.org); **Table S1** Online Data Supplement)¹⁸.

14 **Literature Search**

15 Two authors (L X. and Y.L.) independently searched the PubMed and Embase databases for
16 published articles and the preprint platforms medRxiv (<https://www.medrxiv.org/>) and
17 bioRxiv (<https://www.biorxiv.org/>) (since many studies are available on these websites prior to
18 publication, which allows for collection of the latest data) without language restrictions.
19 Furthermore, the research references were traced and cross-checked. In the case of any
20 discrepancy, it was resolved by consensus with the third author (H.K). The databases were
21 searched for articles from February 1, 2019 to May 1, 2020 using the following search terms:

1 ACE inhibitor, angiotensin II receptor blocker, angiotensin-converting enzyme inhibitor,
2 2019-novel coronavirus, SARS-CoV-2, COVID-19, and 2019-nCoV.

3 **Study Selection**

4 Studies were considered eligible for inclusion if they 1) were designed as a randomized
5 controlled trial, case-control study, or cohort study and 2) assessed the relationship between
6 ACEI/ARB use and the level of inflammation, disease severity, and mortality in patients with
7 COVID-19. If multiple studies used the same population, we selected the most recent
8 publication. Certain publication types (e.g., reviews, editorials, letters, conference abstracts,
9 and animal studies) or studies with insufficient data were excluded from this analysis.

10 **Data Extraction and Quality Assessment**

11 Two authors (L X. and Y.L) independently extracted the study information and the basic
12 characteristics of the articles using a standardized form, including the first author, year of
13 publication, country, sample size, sex ratio, age, sample size, RAAS type, length of follow-up,
14 adjustments for confounders and adjusted odds ratio (OR) with 95% confidence intervals
15 (CIs). Two authors independently used modified Jada scores and Newcastle-Ottawa Scale
16 (NOS)¹⁹ scores to evaluate the quality of the RCTs (randomized controlled trials) and
17 observational studies, respectively. A Jada score >5 and an NOS score >7 were considered high
18 quality scores²⁰.

1 **Statistical Analyses**

2 RevMan5.3 (Review Manager [RevMan], version 5.3, Cochrane Collaboration) software was
3 used for statistical data processing, and the OR and 95% CIs were used to estimate the effect.
4 Heterogeneity among the studies was analyzed using the I^2 test with the following
5 interpretation: low heterogeneity, defined as $I^2 < 50\%$; moderate heterogeneity, defined as
6 $I^2 = 50\%$ to 75% ; and high heterogeneity, defined as $I^2 > 75\%$ ²¹. The meta-analysis was
7 performed using the random effects model when the heterogeneity was more than 25%,
8 otherwise, the fixed effects model was applied. If there were ACEI and ARB subgroups in the
9 study, the combined OR and the 95% CIs were pooled using RevMan5.3 software. If the study
10 did not report the OR directly, count data for outcomes were used to generate unadjusted ORs
11 and 95% CIs. We also excluded reports with unadjusted ORs in the sensitivity analysis to
12 assess the robustness of our results. A funnel plot was used to test for the presence of
13 publication bias, and P value < 0.05 was considered statistically significant.

14 **Results**

15 **Study Selection**

16 The systematic search of the electronic databases identified 343 articles (PubMed=54,
17 EMBASE=112, Medrxiv=132, ArXiv=45). After excluding duplicates and title/abstracts
18 screened, 22 articles underwent a more detailed full-text assessment, after which a total of 11
19 articles with 33,483 patients were included^{8, 10-17, 22, 23} (**Figure 1**).

1 **Study Characteristics and Quality**

2 **Table 1** shows the basic characteristics of the included studies. Overall, the sample sizes
3 included in the articles ranged from 42 to 8,910, and ages ranged from 49 to 67 years old.
4 Among the 11 studies, 7 were published^{8, 10, 12, 15-17, 23} and 4 were found on a preprint server^{11,}
5 ^{13, 14, 22}; 3 studies were based on the general population of COVID-19 patients^{11, 12, 15} and 8
6 were based on patients with COVID-19 and hypertension^{8, 10, 13, 14, 16, 17, 22, 23}. Four articles
7 reported the effect of ACEIs/ARBs on the level of inflammation^{8, 10, 13, 17}, two studies assessed
8 the risk of COVID-19 infection^{15, 16}, and all included studies evaluated the severity of disease
9 or/and mortality^{8, 10-17, 22, 23}. All included studies were observational studies. The NOS score of
10 all of the observational studies was > 6, indicating that all of the studies were of high quality
11 (**Table S2** Online Data Supplement).

12 **Inflammation Level**

13 There were 4 articles that evaluated the relationship between ACEI/ARB and level of
14 inflammation in patients with COVID-19^{8, 13, 17, 22}, but since the data were not reported in the
15 same unit across studies, they were not pooled; therefore, we conducted a systematic review
16 instead (**Table 2**). Meng et al⁸. first assessed the impact of RAAS inhibitors on the level of
17 inflammation in patients with COVID-19, and although they found no significant change in
18 CRP levels from the peripheral blood in patients receiving ACEI/ARB treatment, IL-6 levels
19 were significantly reduced, and the level of immune cells (CD3, CD8) counts were
20 significantly increased.

1 In contrast, another study showed that there was no difference in IL-6 levels, while
2 high-sensitivity C-reactive protein(CRP) test were significantly decreased¹³. A study that
3 included 342 COVID-19 patients with hypertension who had taken ACEI/ARB drugs found
4 that IL-6 levels were significantly reduced, while CRP level show no significantly different¹⁷.
5 More recently, a multi-center study including 1,128 patients with hypertension and COVID-19
6 reported that the number of patients with high CRP values who had received ACEI/ARB
7 therapy showed no significantly different than in the patients who had not received ACEI/ARB
8 therapy¹⁰.

9 **Risk of Covid-19 Infection**

10 Two^{15, 16} studies including a total of 10,629 patients reviewed the risk of COVID-19 infection,
11 including one general population-based study and one study including patients with
12 hypertension. There was no significant increase in the risk of COVID-19 infection in patients
13 receiving ACEI/ARB therapy (OR=0.95, 95% CI: 0.89-1.02; $P=0.14$, $I^2=0\%$), with no
14 significant heterogeneity (**Figure 2A**). Subgroup analysis based on population showed that the
15 results did not change in the general population (OR=0.96, 95% CI: 0.89-1.05; $P=0.45$, $I^2=0\%$)
16 or in the hypertensive population (OR=1.00, 95% CI: 0.90-1.12; $P=1.00$) (**Figure 3A**).

17 **Risk of Severe COVID-19**

18 Eight studies assessed the relationship between the use of ACEI/ARB therapy and severe
19 COVID-19^{8, 11, 13-17, 22}, with two reports in the general population^{11, 15}, and 6 reports in patients
20 with hypertension^{8, 13, 14, 16, 17, 22}. Compared with the non-ACEI/ARB group, the risk of severe
21 COVID-19 infection decreased by 35% (OR=0.75, 95% CI: 0.59-0.96; $P=0.02$) in patients

1 treated with an ACEI/ARB, with moderate heterogeneity ($I^2=54\%$) (**Figure 2B**). However, in
2 the sensitivity analysis, the results were not statistically significant when the unadjusted studies
3 were excluded (OR=0.85, 95% CI: 0.66-1.08; $P=0.19$).

4 Subgroup analysis showed there was no statistical significant association between the risk
5 of severe COVID-19 infection and ACEI/ARB use either in the general population (OR=0.85,
6 95% CI: 0.66-1.08; $P=0.19$, $I^2=61\%$) or in hypertensive patients with (OR=0.73, 95% CI:
7 0.51-1.03; $P=0.07$, $I^2=55\%$) (**Figure 3B**).

8 **All-Cause Mortality**

9 Seven studies reported all-cause mortality in 11,509 patients with COVID-19^{8, 10, 12, 13, 17, 22, 23},
10 and ACEI/ARB therapy was associated with a decreased risk of all-cause mortality (OR: 0.52,
11 95% CI: 0.35-0.79; $P=0.002$) with modest of heterogeneity ($I^2=46\%$) (**Figure 2C**). There is no
12 evidence of heterogeneity ($I^2=1\%$) when one²³ study was excluded, with no change of the
13 conclusion (OR: 0.46, 95% CI: 0.33-0.64; $P<0.001$). In the sensitivity analysis, the results
14 were not statistically significant when the unadjusted studies were excluded (OR=0.34, 95% CI:
15 0.18-0.63; $P=0.007$, $I^2=0\%$).

16 Only one¹² study reported all-cause mortality in COVID-19 patients in the general
17 population, and which found that ACEI/ARB therapy significantly decreased the mortality rate
18 of COVID-19 patients (OR: 0.31, 95% CI: 0.13-0.75; $P=0.009$). In hypertensive patients, the
19 use of an ACEI/ARB was associated with a decreased risk of all-cause mortality (OR: 0.57, 95%
20 CI: 0.37-0.87; $P=0.009$) (**Figure 3C**).

1 **Publication Bias**

2 Publication bias was not detected in this study, as tests of publication bias are unsuitable when
3 the number of included studies for each outcome is less than 10^{24} .

4 **Discussion**

5 This study was the first systemic assessment of ACEI/ARB therapy and the clinical prognosis
6 of patients infected with COVID-19. We did not find an association between ACEI/ARB
7 therapy and the increased risk of COVID-19 infection either in general population or in
8 hypertensive patients. Moreover, we found that ACEI/ARB therapy could reduce the risk of
9 severe COVID-19; in a subgroup analysis, RAAS inhibitors reduced the risk of severe
10 COVID-19 by 15% and 27% in the general population and the hypertensive population,
11 respectively, although this benefit did not achieve statistical significance. Finally, ACEI/ARB
12 therapy reduced the rate of all-cause death in patients with COVID-19 by 48%, and in the
13 subgroup analysis, use of an ACEI/ARB reduced the all-cause mortality by 69% and 43% for
14 the general population and the hypertensive population, respectively.

15 Studies have shown that, similar to SARS-CoV, SARS-CoV-2 directly binds to the host
16 cell ACE2 receptor which is highly expressed in human lung tissue, gastrointestinal tract,
17 vascular endothelial cells, and arterial smooth muscle cells *in vivo*^{1, 25}. Animal tests have
18 shown that the expression of ACE2 receptors is significantly increased during ACEI/ARB
19 therapy⁵, leading some scholars to worry that the use of RAAS system inhibitors may
20 contribute to the spread of COVID-19 in the population⁶. On April 13th, 2020, the European

1 Society of Hypertension COVID-19 Task Force updated their recommendations on the use of
2 RAAS inhibitors in patients with COVID-19 and stated that the available evidence does not
3 support a deleterious effect of RAAS blockers in COVID-19 infections⁵. Our research also
4 determined that there is no significantly increased risk of infection with SARS-CoV-2 in
5 patients receiving ACE/ARB therapy. There are several possible explanations for these
6 findings. First, although some clinical studies have reported that RAAS inhibitors might
7 increase the expression of ACE2 receptors, these results are inconsistent⁵ and most are small
8 studies with small sample sizes²⁶⁻²⁸. Furthermore, these studies detected circulating ACE2 or
9 soluble ACE2 receptor levels in the urine, and the level of soluble ACE2 receptors may not
10 accurately reflect the true level of ACE2 receptors in the organs and tissues²⁶⁻²⁸. One study
11 assessed the expression of ACE2 receptors in the duodenal and ileal tissues of 21 patients with
12 RAAS inhibition; the researchers found that the expression of ACE2 receptor mRNA and
13 protein increased significantly in the brush border of the small intestinal epithelial cells²⁹.
14 However, we know that SARS-CoV-2 is mainly transmitted through the respiratory tract
15 ACE2 receptors^{1, 30}, and to date, there have been no reports published on the expression of
16 ACE2 receptors in lung tissue after ACEI/ARB treatment, which is an important direction for
17 future study.

18 Our study found that RAAS inhibitors reduced the risk of severe COVID-19 infection by
19 47%, which might be related to the previously confirmed anti-inflammatory effects of RAAS
20 inhibitors⁴. ACEIs and AT1R inhibitors are commonly used RAAS system inhibitors that have
21 been widely used in the treatment of hypertension, diabetic nephropathy, and congestive heart

1 failure³. Lot of studies have shown that RAAS system is an important target for the treatment
2 of acute lung injury³¹. For example, a retrospective analysis showed that ACEIs and AT1R
3 inhibitors can also reduce the incidence of radiation pneumonitis³². In patients with severe
4 COVID-19, the levels of many pro-inflammatory factors (e.g., IL-6, IL-2, and TNF- α) were
5 significantly elevated, and levels of regulatory T cells decreased significantly⁷. A
6 non-randomized controlled clinical trial showed that the IL-6 inhibitor tocilizumab could
7 significantly reduce oxygen consumption, imaging abnormalities, and clinical prognosis in
8 patients with COVID-19³³. Moreover, in patients receiving ACEI/ARB therapy, IL-6 and CRP
9 levels were significantly decreased, and the level of CD3 and CD8 increased significantly⁸.
10 Overall, this evidence suggests that ACEI/ARB therapy might reduce lung injury and infection
11 severity by downregulating inflammation levels in patients with COVID-19.

12 Although we found use of ACEI/ARB was associated with the decreased risk of severe
13 COVID-19 in the overall analysis, this benefit did not reach statistical significance in the
14 sensitive analysis (with excluding unadjusted studies). Furthermore, subgroup analysis showed
15 the benefit was also not statistically significant either the general population or in patients with
16 hypertension. The possible reason for this result may be related to the limited sample size and
17 existence of many confounding factors in the baseline characteristics such as cardiovascular
18 disease, and the use of drugs may affect these results. Age has been proven to be a strong risk
19 factor for both infection with COVID-19 and a higher severity of COVID-19 infection¹².
20 Additionally, population-based studies have estimated that the prevalence of hypertension
21 range 9.5%-31.2% in COVID-19 patients, and many studies have shown that hypertension can

1 also significantly increase the severity of COVID-19³⁴. Therefore, more studies with large
2 sample sizes with adjusted for these potential confounders are needed to clarify the impact of
3 ACEI/ARB use on the severity of COVID-19 in both the general population and in
4 hypertensive patients. Recently, one multi-center study that included 1,128 adult patients with
5 hypertension also showed that ACEI/ARB use reduced the risk of septic shock by 62% without
6 reducing the risk of other serious complications such as acute respiratory distress syndrome
7 and disseminated intravascular coagulation after matching baseline factors, suggesting that
8 ACEI/ARB therapy led to a different type of severity of COVID-19¹⁰. Therefore, the effect of
9 RAAS inhibitors on the severity of COVID-19 remains controversial and requires further
10 study.

11 In addition, we found that ACEI/ARB therapy reduced the risk of mortality by 47%, and
12 in the subgroup analysis, this mortality benefit remained significant for both in the general
13 population and in hypertensive patients. These results remained consistent in the sensitivity
14 analysis, which verified the robustness of our study. The number of studies included in the
15 subgroup of general population, however, was relatively limited (N=1)¹², and the case-control
16 study design increases bias (e.g., recall bias). Finally, we observed that 26.3% of the population
17 carried hypertension¹², and studies have shown that COVID-19 patients with hypertension
18 receiving ACEI/ARB therapy have lower mortality compared with those non-hypertensive
19 individuals with COVID-19. It is therefore unclear whether the benefit was attributable to the
20 high proportion of patients with hypertension. Moreover, the study only adjusted for age and
21 sex and did not correct for enough of the potential confounding factors, such as drug use and

1 hypertension. Therefore, the benefits of RAAS inhibition in the general population with a
2 lower prevalence of hypertension still needs to be confirmed in future research.

3 **Study Limitations**

4 Our research has several limitations. First, all of the included articles were observational and
5 therefore cannot confirm the cause-and-effect relationship between ACEI/ARB therapy and
6 the clinical prognosis of patients with COVID-19; a large-scale RCT is needed to confirm our
7 results. Second, coexisting conditions such as hypertension have been shown a key prognostic
8 determinant (e.g. severity and mortality) in patients with COVID-19. The guidelines
9 recommend that patients with hypertension and COVID-19 continue their ACEI/ARB therapy,
10 and our study reinforced this recommendation and further showed that the use of ACEI/ARB
11 therapy might be associated with better clinical outcomes in the general population with
12 COVID-19 and in hypertensive patients with COVID-19. However, the benefit of RAAS
13 inhibitors in non-hypertensive patients might differ from those with hypertensive patients. Due
14 to data limitations, we cannot analyze the severity and clinical prognosis of ACEI/ARB
15 therapy in patients with COVID-19 without hypertension. Third, studies have shown that
16 ACEIs and ARBs may play different roles in patients with COVID-19, due to limited data, we
17 were unable to perform subgroup analyses of ACEIs and ARBs. Fourth, some characteristic
18 clinical values (e.g., drug variables) were missing. For example, the specific details of RAAS
19 inhibitors were lacking in all studies, which might have impact on our results. Fifth,
20 considering that all of the included studies were retrospective, the introduction of recall bias
21 was inevitable and may affect the reliability of the conclusions. Sixth, although we did not

1 register the protocol of this meta-analysis in the PROSPERO database, no relevant protocols of
2 this topic were found in this database at the writing of this review.

3 **Conclusions**

4 On the basis of the available evidence, we found that the use of ACEI/ARB therapy was not
5 associated with an increased risk of COVID-19 and that there was a decreased trend between
6 ACEI/ARB use and severe COVID-19 infection in both the general population and in patients
7 with hypertension, although this association was not statistically significant. The risk of
8 all-cause death was decreased with ACEI/ARB therapy in both the general population and in
9 patients with hypertension. Overall, RAAS inhibitors should be continued use in patients who
10 are at risk for, are being evaluated for, or have COVID-19. Our results need to be interpreted
11 with caution considering the potential for residual confounders, and more well-designed
12 studies that control clinical confounders are necessary to confirm our findings.

13

14

15

16 **Acknowledgements**

17 K.H. was responsible for the entire project and revised the draft. X.L. and Y.L. performed the
18 systematic literature review and drafted the first version of the manuscript. M.X., H.S, C.C
19 and Y.M reviewed, interpreted, and checked data. All authors took part in the interpretation
20 of the results and prepared the final version of the manuscript.

1 **Sources of Funding**

2 This work is supported by the National Natural Science Foundation of China [81530013, K.H.;

3 81600243, M.X.], Scientific and Technical Innovation Group of Jiangxi Province

4 [20181BCB24012, K.H.], Postgraduate Innovation Foundation of Jiangxi Province

5 [CX-2017198, X.L.].

6 **Availability of Data and Materials**

7 All data generated or analyzed during this study are included in this published article [and its

8 supplementary information files].

9 **Disclosures**

10 None

11 **Supplemental Materials**

12 Online Tables I – II

13

1

References

- 2 1. Hoffmann M, Kleine-Weber H, Schroeder S, Krüger N, Herrler T, Erichsen S, Schiergens
3 TS, Herrler G, Wu N-H, Nitsche A. SARS-CoV-2 cell entry depends on ACE2 and
4 TMPRSS2 and is blocked by a clinically proven protease inhibitor. *Cell* 2020.
- 5 2. Li W, Moore MJ, Vasilieva N, Sui J, Wong SK, Berne MA, Somasundaran M, Sullivan JL,
6 Luzuriaga K, Greenough TC. Angiotensin-converting enzyme 2 is a functional receptor
7 for the SARS coronavirus. *Nature* 2003;**426**(6965):450-454.
- 8 3. Romero CA, Orias M, Weir MR. Novel RAAS agonists and antagonists: clinical
9 applications and controversies. *Nature Reviews Endocrinology* 2015;**11**(4):242-252.
- 10 4. Paul M, Poyan Mehr A, Kreutz R. Physiology of local renin-angiotensin systems.
11 *Physiological reviews* 2006;**86**(3):747-803.
- 12 5. Kreutz R, Algharably EAE, Azizi M, Dobrowolski P, Guzik T, Januszewicz A, Persu A,
13 Prejbisz A, Riemer TG, Wang JG, Burnier M. Hypertension, the renin-angiotensin system,
14 and the risk of lower respiratory tract infections and lung injury: implications for
15 COVID-19. *Cardiovasc Res* 2020.
- 16 6. Garami AR. Preventing a covid-19 pandemic—Is there a magic bullet to save COVID-19
17 patients? We can give it a try. *BMJ* 2020;**368**:m810.
- 18 7. Qin C, Zhou L, Hu Z, Zhang S, Yang S, Tao Y, Xie C, Ma K, Shang K, Wang W.
19 Dysregulation of immune response in patients with COVID-19 in Wuhan, China. *Clinical*
20 *Infectious Diseases* 2020.

- 1 8. Meng J, Xiao G, Zhang J, He X, Ou M, Bi J, Yang R, Di W, Wang Z, Li Z, Gao H, Liu L,
2 Zhang G. Renin-angiotensin system inhibitors improve the clinical outcomes of
3 COVID-19 patients with hypertension. *Emerg Microbes Infect* 2020;**9**(1):757-760.
- 4 9. Coomes EA, Haghbayan H. Interleukin-6 in COVID-19: a systematic review and
5 meta-analysis. *MedRxiv* 2020.
- 6 10. Zhang P, Zhu L, Cai J, Lei F, Qin JJ, Xie J, Liu YM, Zhao YC, Huang X, Lin L, Xia M,
7 Chen MM, Cheng X, Zhang X, Guo D, Peng Y, Ji YX, Chen J, She ZG, Wang Y, Xu Q,
8 Tan R, Wang H, Lin J, Luo P, Fu S, Cai H, Ye P, Xiao B, Mao W, Liu L, Yan Y, Liu M,
9 Chen M, Zhang XJ, Wang X, Touyz RM, Xia J, Zhang BH, Huang X, Yuan Y, Rohit L,
10 Liu PP, Li H. Association of Inpatient Use of Angiotensin Converting Enzyme Inhibitors
11 and Angiotensin II Receptor Blockers with Mortality Among Patients With Hypertension
12 Hospitalized With COVID-19. *Circ Res* 2020.
- 13 11. Bean D, Kraljevic Z, Searle T, Bendayan R, Pickles A, Folarin A, Roguski L, Noor K,
14 Shek A, o'gallagher K, Zakeri R, Shah A, Teo J, Dobson RJB. Treatment with
15 ACE-inhibitors is associated with less severe disease with SARS-Covid-19 infection in a
16 multi-site UK acute Hospital Trust. 2020.
- 17 12. Mehra MR, Desai SS, Kuy S, Henry TD, Patel AN. Cardiovascular Disease, Drug
18 Therapy, and Mortality in Covid-19. *N Engl J Med* 2020.
- 19 13. Yang G, Tan Z, Zhou L, Yang M, Peng L, Liu J, Cai J, Yang R, Han J, Huang Y, He S.
20 Angiotensin II Receptor Blockers and Angiotensin-Converting Enzyme Inhibitors Usage

- 1 is Associated with Improved Inflammatory Status and Clinical Outcomes in COVID-19
2 Patients With Hypertension. 2020.
- 3 14. Liu Y, Huang F, Xu J, Yang P, Qin Y, Cao M, Wang Z, Li X, Zhang S, Ye L, Lv J, Wei J,
4 Xie T, Gao H, Xu K-F, Wang F, Liu L, Jiang C. Anti-hypertensive Angiotensin II receptor
5 blockers associated to mitigation of disease severity in elderly COVID-19 patients. 2020.
- 6 15. Mancia G, Rea F, Ludergnani M, Apolone G, Corrao G. Renin-Angiotensin-Aldosterone
7 System Blockers and the Risk of Covid-19. N Engl J Med 2020.
- 8 16. Reynolds HR, Adhikari S, Pulgarin C, Troxel AB, Iturrate E, Johnson SB, Hausvater A,
9 Newman JD, Berger JS, Bangalore S, Katz SD, Fishman GI, Kunichoff D, Chen Y,
10 Ogedegbe G, Hochman JS. Renin-Angiotensin-Aldosterone System Inhibitors and Risk
11 of Covid-19. N Engl J Med 2020.
- 12 17. Li J, Wang X, Chen J, Zhang H, Deng A. Association of Renin-Angiotensin System
13 Inhibitors With Severity or Risk of Death in Patients With Hypertension Hospitalized for
14 Coronavirus Disease 2019 (COVID-19) Infection in Wuhan, China. JAMA Cardiol 2020.
- 15 18. Moher D, Liberati A, Tetzlaff J, Altman DG. The PRISMA Group. Preferred reporting
16 items for systematic reviews and meta-analyses: the PRISMA Statement. Open Medicine
17 2009;**3**(3):e123-30.
- 18 19. Mcpheeters ML. Newcastle-Ottawa Quality Assessment Scale. 2012.
- 19 20. Liu X, Ma J, Huang L, Zhu W, Yuan P, Wan R, Hong K. Fluoroquinolones increase the
20 risk of serious arrhythmias: A systematic review and meta-analysis. Medicine (Baltimore)
21 2017;**96**(44):e8273.

- 1 21. Higgins JP, Thompson SG, Deeks JJ, Altman DG. Measuring inconsistency in
2 meta-analyses. *Bmj* 2003;**327**(7414):557-560.
- 3 22. Zeng Z, Sha T, Zhang Y, Wu F, Hu H, Li H, Han J, Song W, Huang Q, Chen Z.
4 Hypertension in patients hospitalized with COVID-19 in Wuhan, China: A single-center
5 retrospective observational study. 2020.
- 6 23. Huang Z, Cao J, Yao Y, Jin X, Luo Z, Xue Y, Zhu C, Song Y, Wang Y, Zou Y, Qian J, Yu
7 K, Gong H, Ge J. The effect of RAS blockers on the clinical characteristics of COVID-19
8 patients with hypertension. *Ann Transl Med* 2020;**8**(7):430.
- 9 24. Higgins JP, Green S. *Cochrane Handbook for Systematic Reviews of Interventions*
10 *Version 5.1.0 [updated March 2011]*The Cochrane Collaboration, 2011. Available from
11 [http://handbook.cochrane.org.chapter: 10.4.3.1](http://handbook.cochrane.org.chapter:10.4.3.1) *Recommendations on testing for*
12 *funnel plot asymmetry*; 2011.
- 13 25. Lan J, Ge J, Yu J, Shan S, Zhou H, Fan S, Zhang Q, Shi X, Wang Q, Zhang L. Structure of
14 the SARS-CoV-2 spike receptor-binding domain bound to the ACE2 receptor. *Nature*
15 2020:1-6.
- 16 26. Abe M, Oikawa O, Okada K, Soma M. Urinary angiotensin-converting enzyme 2
17 increases in diabetic nephropathy by angiotensin II type 1 receptor blocker olmesartan.
18 *Journal of the Renin-Angiotensin-Aldosterone System* 2015;**16**(1):159-164.
- 19 27. Furuhashi M, Moniwa N, Mita T, Fuseya T, Ishimura S, Ohno K, Shibata S, Tanaka M,
20 Watanabe Y, Akasaka H. Urinary angiotensin-converting enzyme 2 in hypertensive

- 1 patients may be increased by olmesartan, an angiotensin II receptor blocker. American
2 journal of hypertension 2015;**28**(1):15-21.
- 3 28. Mariana CP, Ramona PA, Ioana BC, Diana M, Claudia RC, Stefan VD, Maria KI. Urinary
4 angiotensin converting enzyme 2 is strongly related to urinary nephrin in type 2 diabetes
5 patients. International urology and nephrology 2016;**48**(9):1491-1497.
- 6 29. Vuille-dit-Bille RN, Camargo SM, Emmenegger L, Sasse T, Kummer E, Jando J, Hamie
7 QM, Meier CF, Hunziker S, Forras-Kaufmann Z. Human intestine luminal ACE2 and
8 amino acid transporter expression increased by ACE-inhibitors. Amino acids
9 2015;**47**(4):693-705.
- 10 30. Guo Y-R, Cao Q-D, Hong Z-S, Tan Y-Y, Chen S-D, Jin H-J, Tan K-S, Wang D-Y, Yan Y.
11 The origin, transmission and clinical therapies on coronavirus disease 2019 (COVID-19)
12 outbreak—an update on the status. Military Medical Research 2020;**7**(1):1-10.
- 13 31. Imai Y, Kuba K, Rao S, Huan Y, Guo F, Guan B, Yang P, Sarao R, Wada T, Leong-Poi H.
14 Angiotensin-converting enzyme 2 protects from severe acute lung failure. Nature
15 2005;**436**(7047):112-116.
- 16 32. Pinter M, Kwanten WJ, Jain RK. Renin–Angiotensin System Inhibitors to Mitigate
17 Cancer Treatment–Related Adverse Events. Clinical Cancer Research
18 2018;**24**(16):3803-3812.
- 19 33. Xu X, Han M, Li T, Sun W, Wang D, Fu B, Zhou Y, Zheng X, Yang Y, Li X. Effective
20 treatment of severe COVID-19 patients with tocilizumab. Proceedings of the National
21 Academy of Sciences 2020.

1 34. Zheng Y-Y, Ma Y-T, Zhang J-Y, Xie X. COVID-19 and the cardiovascular system.
2 Nature Reviews Cardiology 2020;**17**(5):259-260.

3

4 **Figure Legends**

5 **Figure 1. PRISMA Flow Diagram**

6 **Figure 2. Summary of the associations between use of ACEI/ARB and clinical outcomes**
7 **among patients with COVID-19.** A. Risk of COVID-19 infection; B. Risk of severe
8 COVID-19 infection; C. All-cause death.

9 *severe COVID-19 or death.

10 **Figure 3. Subgroup analysis of the associations between use of ACEI/ARB and clinical**
11 **outcomes among patients with COVID-19 stratified by general population and**
12 **hypertensive population:** A. Risk of COVID-19 infection; B. Risk of severe COVID-19
13 infection; C. All-cause death.

14 *severe COVID-19 or death.

15

16

17

18

19

1 **Table 1. General characteristics of the included studies in the meta-analysis**

References (first author, year, country/region)	Type of study	Study participants	Sample size	Hypertension %	Age (years), Male	Outcomes reported	Adjustments for confounders
Bean ¹¹ , 2020, United Kingdom	RC	General population	205	51.2%	63.0,51.7%	Severity of COVID-19 Level of inflammatory cytokines	Age, sex, hypertension, diabetes mellitus, ischaemic heart disease, heart failure
Li ¹⁷ ,2020, China	RC	Hypertension	1,178	100%	55.5,46.3%	Severity of COVID-19 Death	Na
Mehra ¹² ,2020, multiple-countries	Case-control	General population	8,910	26.3%	49,60%	Death	Age, sex

Mancia ¹⁵ , 2020 Italy	Case-control	General population	6,272	Na	68,63.3%	Risk of COVID-19 Severity of COVID-19	CCB, diuretics, oral antidiabetic drugs, cardiovascular disease, respiratory diseases, kidney disease, cancer
Liu ¹⁴ , 2020, China	RC	Hypertension	511	100%	65.2,55.1%	Severity of COVID-19	Na
Meng ⁸ , 2020, China	RC	Hypertension	42	100%	64.5,57.1%	Level of inflammatory cytokines Severity of COVID-19	Na
Yang, 2020 ¹³ , China	RC	Hypertension	126	100%	66.0,49.2%	Severity of COVID-19 Level of inflammatory cytokines death	Na

						Severity of COVID-19	
Zeng ²² ,2020, China	RC	Hypertension	75	100%	67.0,55%	Level of inflammatory cytokines	Na
Huang ²³ ,2020, China	RC	Hypertension	50	100%	Na,54.0%	Death	Na
							age, gender, fever, cough, dyspnea, diabetes, coronary heart disease, and chronic renal disease, CT-diagnosed
Zhang ¹⁰ ,2020, China	RC	Hypertension	1,128	100%	63.4,53.2%	Death	bilateral lung lesions, and incidence of increased CRP and creatinine, D-dimer, procalcitonin, and unilateral lesion and antiviral drug and

Reynolds ¹⁶ ,2020, United States	RC	Hypertension	4,357	100%	64,50.8%	Risk of COVID-19	lipid lowering drug
						Severity of COVID-19	Age; sex; race; ethnic group; body-mass index; smoking history; history of hypertension, myocardial infarction, heart failure, diabetes, chronic kidney disease, and obstructive lung disease (e.g., asthma and obstructive pulmonary diseases); and other classes of medication

1 Na: Not available; CCB: Calcium-channel blockers, RC: Retrospective cohort, COVID-19: Coronavirus disease 2019.

1 **Table 2. Effect of renin–angiotensin system blockers on level of inflammatory cytokines in patients with Covid-19**

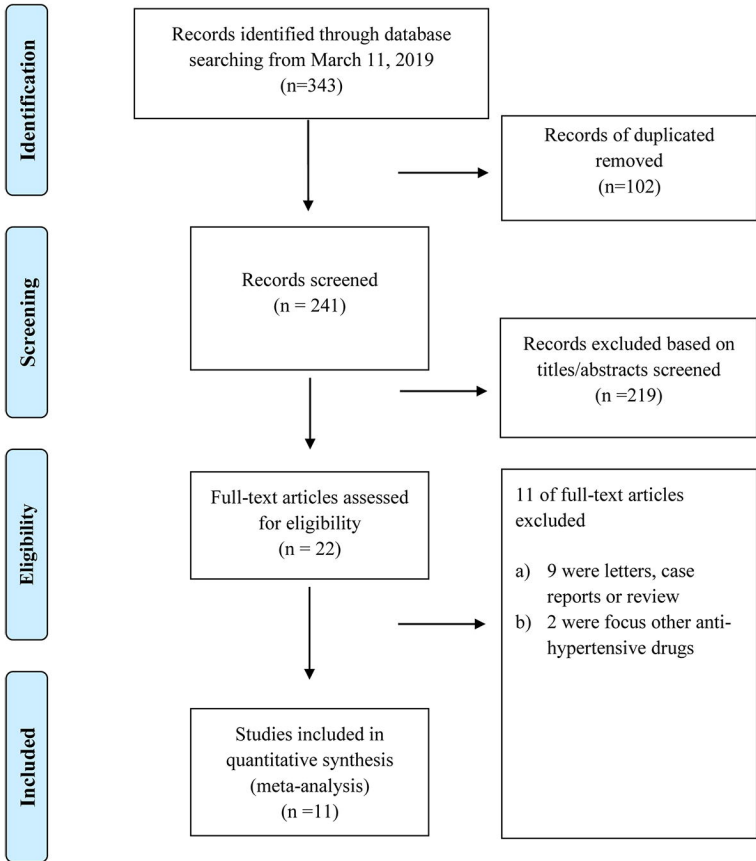
References (first author, year, country/region)	Study participants	Sample size	Effect on inflammatory cytokines	Values (Median (IQR))		P
				ACEI/ARB	Non-ACEI/ARB	
			Interleukin 6 ↓, pg/mL	7.5 (3.3-22.2)	8.8 (4.1-30.8)	0.06
Li,2020, China	Hypertension	1,178	C-reactive protein→, mg/dL	2.1 (0.3-5.2)	2.6 (0.4-6.0)	0.99
			Interleukin 6 →, C-reactive protein →			
Meng,2020, China	Hypertension	42	CD3 cell count↑ CD4 cell count → CD8 cell count↑	Na	Na	Na

			Interleukin 6 →	14.3 (3.7-121.1)	10.1 (5.0-50.4)	0.52
Yang,2020, China	Hypertension	126	C-reactive protein↓	11.5 (4.0-58.2)	33.9 (5.1-119.2)	0.049
Zhang,2020, China	Hypertension	1,128	C-reactive protein* →	74/124(59.7)	136/221(61.5)	0.73

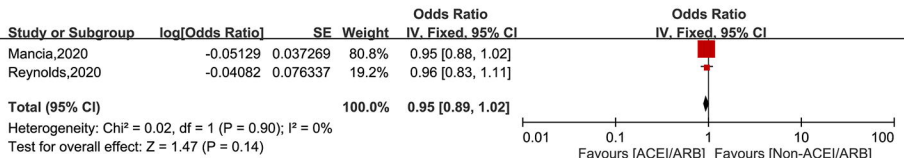
1 *values expressed as unit of increase> upper limit of normal, n/N (%);IQR: interquartile range; CD3

2

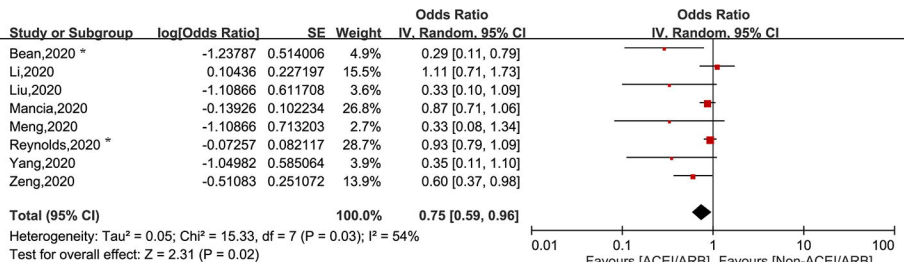
3



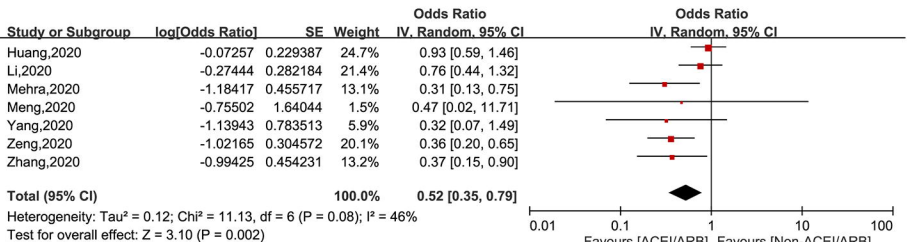
A: COVID-19 inflection



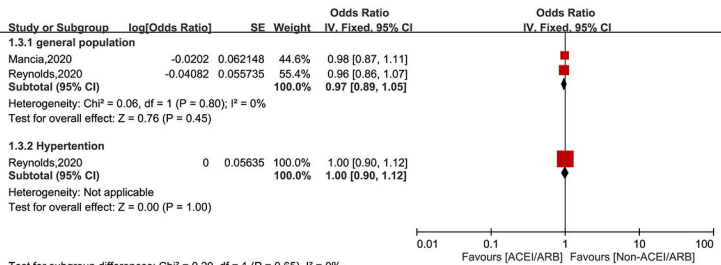
B: Severe COVID-19



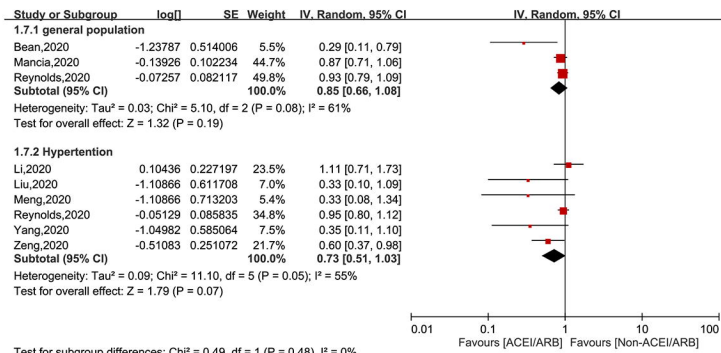
C: All-cause death



A: COVID-19 inflection



B: Severe COVID-19



C: All-cause death

