

Access to primary healthcare during lockdown measures for COVID-19 in rural South Africa: a longitudinal cohort study

Authors

Mark J. Siedner*, John D. Kraemer, Mark J. Meyer, Guy Harling, Thobeka Mngomezulu, Patrick Gabela, Siphephelo Dlamini, Dickman Gareta, Nomathamsanqa Majozi, Nothando Ngwenya, Janet Seeley, Emily Wong, Collins Iwuji, Maryam Shahmanesh, Willem Hanekom, Kobus Herbst

*Corresponding Author:

Mark J. Siedner
Africa Health Research Institute
KwaZulu-Natal, South Africa
mark.siedner@ahri.org

Conflicts of Interest

All authors report no conflicts

Abstract

Objectives

Public health interventions designed to interrupt COVID-19 transmission could have deleterious impacts on primary healthcare access. We sought to identify whether implementation of the nationwide lockdown (shelter-in-place) order in South Africa affected ambulatory clinic visitation in rural Kwa-Zulu Natal (KZN).

Design

Prospective, longitudinal cohort study

Setting

Data were analyzed from the Africa Health Research Institute Health and Demographic Surveillance System, which includes prospective data capture of clinic visits at eleven primary healthcare clinics in northern KwaZulu-Natal

Participants

A total of 36,291 individuals made 55,545 clinic visits during the observation period.

Exposure of Interest

We conducted an interrupted time series analysis with regression discontinuity methods to estimate changes in outpatient clinic visitation from 60 days before through 35 days after the lockdown period.

Outcome Measures

Daily clinic visitation at ambulatory clinics. In stratified analyses we assessed visitation for the following sub-categories: child health, perinatal care and family planning, HIV services, non-communicable diseases, and by age and sex strata.

Results

We found no change in total clinic visits/clinic/day from prior to and during the lockdown (-6.9 visits/clinic/day, 95%CI -17.4, 3.7) or trends in clinic visitation over time during the lockdown period (-0.2, 95%CI -3.4, 3.1). We did detect a reduction in child healthcare visits at the lockdown (-7.2 visits/clinic/day, 95%CI -9.2, -5.3), which was seen in both children <1 and children 1-5. In contrast, we found a significant increase in HIV visits immediately after the lockdown (8.4 visits/clinic/day, 95%CI 2.4, 14.4). No other differences in clinic visitation were found for perinatal care and family planning, non-communicable diseases, or among adult men and women.

Conclusions

In rural KZN, the ambulatory healthcare system was largely resilient during the national-wide lockdown order. A major exception was child healthcare visitation, which declined immediately after the lockdown but began to normalize in the weeks thereafter. Future work should explore efforts to decentralize chronic care for high-risk populations and whether catch-up vaccination programs might be required in the wake of these findings.

What is already known on this topic?

- Prior disease epidemics have created severe interruptions in access to primary care in sub-Saharan Africa, resulting in increased child and maternal mortality
- Data from resource-rich settings and modelling studies have suggested the COVID-19 epidemic and non-pharmacologic measures implemented in response could similarly result in substantial barriers to primary health care access in the region
- We leveraged a clinical information system in rural KwaZulu-Natal to empirically assess the effect of the COVID-19 epidemic and a nationwide lockdown in South Africa on access to primary care

What this study adds?

- Access to primary healthcare was largely maintained during the most stringent period of the COVID-19 lockdown in South Africa, with the exception of a temporary drop in child health visits
- Creative solutions are needed for sustaining child vaccination programs, and protecting high-risk individuals from risk of nosocomial transmission in resource-limited settings

Keywords

COVID-19, South Africa, Primary Care, Health Systems Resilience, Health and Demographic Surveillance System

1 Introduction

2
3 COVID-19 was declared a global pandemic by the World Health Organization on 11th March
4 2020, and it has spared no region of the world. Thus far, the greatest numbers of cases have
5 been reported in Asia, Europe and North America.¹ Limited testing and surveillance
6 capabilities make it difficult to assess how widely the pandemic has spread in low-resource
7 settings. But such regions are believed to be at particular risk of severe epidemics, due to
8 over-crowding, lower access to clean water and sanitation services, and inherent shortages in
9 health system infrastructure for detection and management of disease.²⁻⁹

10
11 In response, most nations in sub-Saharan Africa have implemented non-pharmacologic
12 interventions to attempt to prevent large scale epidemics. These measures, which include
13 restrictions on large gatherings, work and school attendance, travel, and in their most
14 stringent forms, shelter-in-place orders, are believed to reduce disease transmission.¹⁰⁻¹³
15 However, instituting these measures is also associated with deleterious economic, social, and
16 health impacts.¹⁴⁻¹⁶ Some have hypothesized that non-pharmaceutical interventions might be
17 less effective in settings with large informal economies and limited ability to respond to
18 increases in cases of severe disease,¹⁷ and that their risks might outweigh their benefits.¹⁸

19
20 Of particular concern is how social fear and reduced access to basic public health services
21 might impact morbidity and mortality for non-COVID health conditions, including perinatal
22 and childcare, chronic communicable and non-communicable disease, and emergency care
23 services. Modeling studies have suggested that even modest reductions in child healthcare
24 access could result in 100,000s of additional deaths in low and middle-income countries.¹⁹
25 Interruptions in basic healthcare access during recent Ebola epidemics were associated with

26 increases in morbidity and mortality.^{20 21} Yet, whether such effects will be seen during the
27 COVID-19 epidemic is not known.

28

29 On 27th March, 2020, South Africa instituted a nationwide shelter-in-place order, termed in
30 South Africa as a national Level 5 lockdown (with levels ranging from 1 to 5, and 5 being the
31 most stringent level of social distancing).²² The order included closure of schools and all non-
32 essential business, restrictions on public transport, and restrictions on movement. The
33 healthcare sector was deemed an essential service, and no restrictions were placed on access
34 to or delivery of healthcare services. We sought to assess the impact of the lockdown order
35 in response to the COVID-19 epidemic in South Africa on access to basic healthcare services.
36 We analysed data on clinic visitation at 11 ambulatory public health clinics in northern
37 KwaZulu-Natal, collected routinely as part of a demographic health and surveillance system
38 (HDSS) by the Africa Health Research Institute (AHRI). We hypothesized that there would be
39 immediate and substantial reductions in clinic visitation after the institution of the lockdown
40 measure, and that this would pertain to routine clinical care such as immunizations, peri-
41 natal care, and chronic disease management.

42

43 **Methods**

44

45 *Study Setting*

46 This analysis was conducted using data collected by the AHRI HDSS in the uMkhanyakude
47 district of the KwaZulu-Natal province. The HDSS comprises a complete census across a
48 geographic area of approximately 850 km²; it is a rural region with a single peri-urban centre,
49 KwaMsane, a town of approximately 30,000 residents. The region ranks among the lowest
50 nationwide in terms of health indicators and socioeconomic status.²³ Approximately 1 in 5

51 adult men and 2 in 5 adult women are living with HIV.²⁴ Tuberculosis incidence is among the
52 highest in the world, and above the national average of 577 per 100,000 individuals when
53 last measured in 2015.²⁵

54

55 *Data Collection*

56 Since 2000 AHRI has collected data on births, deaths, migrations through thrice annual data
57 collection encounters across a catchment area of 20,000 households (over 100,000 resident
58 individuals).²³ In 2017, AHRI began placing clinic research assistants at each of the 11
59 government-run public health clinics in the area. These research staff operate in partnership
60 with the Department of Health, but outside of the standard Health Management Information
61 System (HMIS). For each person who presents to clinic, they collect demographic information
62 and the self-reported reason(s) for the clinical visit. Data is electronically captured and linked
63 by a unifying identification code to the HDSS using a Clinic-Link data syncing system
64 developed by AHRI. AHRI holds memoranda of understanding with the Provincial and District
65 Department of Health that permit extraction of health record data from primary care and
66 hospital sites for linkage to the household surveillance dataset.

67

68 *Study Design*

69 We conducted an interrupted time series analysis to estimate changes in clinic visitation in
70 rural KwaZulu-Natal from before to after the national lockdown implementation on 27th
71 March 2020. To do so we fit mixed effects linear regression models by restricted maximum
72 likelihood with daily clinic visits as the primary outcome of interest. Our primary exposure of
73 interest was time period, divided into the pre-lockdown period 60-days prior to the lockdown
74 date, and the lockdown-period, starting 27th March 2020 through 30th April 2020, the last day

75 before South Africa transitioned to a Level 4 lockdown. We estimated the change in clinic
76 mean visits per clinic at the date of the lockdown and the change in mean visits per clinic
77 over time after the lockdown using regression discontinuity methods,²⁶ which allows us to
78 estimate both the immediate impact of the lockdown and trend in visit daily after it went into
79 place. We included a fixed effect for day of the week and a random effect for clinic. We
80 excluded weekends because most of the ambulatory clinics observed do not operate on
81 weekends. We excluded dates from observation when AHRI staff members who perform data
82 capture for the Clinic-link system were not working, including national holidays and staff
83 trainings.

84

85 Our primary outcome of interest was the number of clinic visits for any reason per facility per
86 day. In secondary analyses, we stratified models by visit type restricted to: 1) child health
87 visits (immunizations and growth monitoring); 2) antenatal care, postnatal care, and family
88 planning; 3) HIV services (including antiretroviral therapy initiation, antiretroviral therapy
89 continuation, and chronic care medical dispensing program visits); and 4) chronic care of
90 non-communicable diseases (hypertension and diabetes). Clinic visit for more than one
91 reason were treated as visits for both conditions. We also conducted stratified analyses by
92 age category (<1, 1-5, 6-19, 20-45, and >45 years old) and by women and men aged 15 years
93 or older.

94

95 To test for robustness to model assumptions, we conducted four sensitivity analyses: 1) we
96 added random slopes by time to the main linear mixed effects model to account for possible
97 temporal autocorrelation and tested this model against the main model with a likelihood
98 ratio test; we fit 2) linear and 3) Poisson generalized estimating equation models clustered by

99 facility; and 4) we added a quadratic term for time during the post-lockdown period to assess
100 for a non-linear relationship between time and clinic visitation.

101

102 Finally, we conducted an additional sensitivity analysis to assess for the occurrence of in-
103 migration into the HDSS catchment area during the lockdown period, which would
104 potentially bias clinic visitation frequency upwards. To do so, we calculated annual visitation
105 frequency at the 11 area clinics for each individual in the dataset for the year prior to the
106 lockdown. We then compared the median number of annual visits per individual in the pre-
107 and post-lockdown periods, and the number of individuals with exactly one visit in the past
108 year in the two periods. If a significant in-migration did occur during the lockdown period, we
109 would expect that the median number of annual visits per individual would decrease during
110 the lockdown, whereas the number of individuals with one visit in the past 12 months would
111 increase.

112

113 *Patient and Public Involvement*

114 This protocol was reviewed and approved by the AHRI Community Advisory Board, who
115 contributed input on the study design and collection measures. Results of studies from the
116 HDSS project are routinely shared with the community through public communications and
117 road shows conducted by the AHRI Public Engagement Department. Final, all study protocols
118 are reviewed and approved by the District and Provincial Department of Health, and AHRI
119 holds memoranda of understanding with the Provincial and District Departments of Health
120 that outline methods of extraction of health record data from primary care sites for linkage
121 to the household surveillance dataset.

122

123

124 *Ethical Approval*

125 The protocol was reviewed and approved by the University of KwaZulu-Natal Biomedical

126 Research Ethics Committee under reference BE290/16 and the KwaZulu Department of

127 Health Research Committee.

128

129 **Results**

130 A total of 36,291 individuals made 55,545 clinic visits between 27th January – 29th April 2020

131 at the 11 area clinics (**Table 1**). Women and girls accounted for 70% (n=25,393) of visits.

132 Approximately 9% of visits were made by individuals less than 1 (n=3,124), 1-5 (n=3,125), and

133 6-19 years old (n=3,175), respectively; whereas those 20-45 years accounted for 47%

134 (n=17,226) and those over 46 the remaining 27% of visits (n=9,642). The most common

135 reason for a clinic visit was ART follow-up care, comprising 40% of all visits (n=22,243),

136 followed by visits for minor ailments (20%, n=11,049), child health (n=6,194, 11%) and

137 hypertension (n=5,790, n=10%).

138

139 There was an average of 89.2 (95%CI 65.5, 112.9) clinic visits per day per clinic in the pre-

140 lockdown period, with a non-significant drop immediately following the lockdown (-6.9

141 visits/clinic/day, 95%CI -17.4, 3.7), and no significant change in trend from the pre- to post-

142 lockdown period (**Table 2, Figure 1**). Child health visits decreased by over 50% from before to

143 immediately after the lockdown (from 11.8 to 4.5 visits/day/clinic, mean change of -7.2 visits,

144 95%CI -9.2, -5.3) but then partially rebound in the post-lockdown period (+1.1 visit/clinic/day

145 with each passing week [95%CI 0.5, 1.7]). In contrast to child health visits, clinical visits for

146 HIV services increased by approximately 20% immediately after the start of the lockdown

147 (from 37.7 to 46.1, for an increase of 8.4 visits/clinic/day [95%CI 2.4, 14.4]). Like child health

148 visits, this initial increase was followed by trend in the opposite direction, (-1.5 visit/clinic/day
149 with each passing week, 95%CI -3.4, 0.3).

150

151 In age-stratified analyses, we observed significant reductions of more than 50% for children
152 under 1 (10.6 to 5.3, mean decrease of -5.3 visits, 95%CI -7.1, -3.6) and 1-5 years old (8.7 to
153 3.2, mean decrease of -5.5 visits, 95%CI -6.8, -4.2), with a partial rebound of infant visits
154 (change in trend=0.5 visits per week, 95%CI 0.0, 1.0) but not in visitation frequency by 1-5
155 year old children. We did not find changes in clinic visitation for chronic non-communicable
156 diseases or perinatal and family planning visits, or changes in clinic visitation by men or
157 women 15 years or older.

158

159 Results were robust to modelling assumptions in the sensitivity analyses (**Table 3**). The
160 addition of random slopes in the primary model was not associated with an improvement in
161 model fitness (likelihood ratio test chi-squared 3.26, P -value=0.07. We also did not find
162 evidence of a non-linear relationship between time and clinic visitation in the primary model
163 (P =0.50 for the quadratic term).

164

165 In our final sensitivity analysis, we did not detect evidence of meaningful in-migration. The
166 median number of annual visits per individual attending the clinic did not differ between the
167 pre- (median 5, interquartile range [IQR] 2-7) and post-lockdown periods (median 5, IQR 2-7),
168 P =0.67. This pattern was similar among people attending clinic for HIV-specific visits (median
169 5 [IQR 3-7] vs median 5 [IQR 3-7], P =0.36. The number of people with exactly one visit in the
170 past year also did not meaningfully change during the observation period with 2324, 2616,

171 and 2160 visits made in February, March, and April by individuals with exactly one annual
172 clinic visit over the prior 12 months.

173

174 Discussion

175 We found no evidence of a significant drop in overall ambulatory clinic utilization in a rural
176 area of South Africa during the national lockdown for the COVID-19 epidemic. Visits for
177 chronic disease, such as hypertension and diabetes, perinatal care and family planning
178 remained reasonably constant. Notably, child health visits for immunizations and growth
179 monitoring dropped immediately by over 50%, but increased again over time during the
180 lockdown, and neared their pre-lockdown frequency approximately 5 weeks later. We also
181 noted an expected 20% increase in clinic visits for HIV immediately after the lockdown and
182 suspect this might reflect an urgency to collect medications prior to an anticipated
183 interruption in clinic access or medication availability. Our results run counter to our
184 hypothesis, and potentially demonstrate a resilience in the healthcare sector during a period
185 of concern for access to chronic and essential basic health services.

186

187 The key demographic population in our study that experienced significant drops in clinic
188 visitation was children. Reassuringly, child health visits appeared to have rebounded during
189 the lockdown and neared (though did not quite return to) their pre-lockdown state, and we
190 did not detect a drop in perinatal care or family planning visits during the lockdown period.
191 However, all-cause visits by children aged 1-5 years old dropped at the initiation of the
192 lockdown period and did not return to pre-lockdown levels by the end of the Level 5
193 lockdown period. These findings are in keeping with data from the United States, where
194 vaccination rates in children substantially declined after a national emergency was declared

195 in response to the COVID-19 epidemic.²⁷ Modeling analyses using Lived Saves Tool (LiST)
196 have suggested that a 15% reduction in maternal and child health coverage could result in
197 over 250,000 additional deaths.¹⁹ The World Health Organization has also projected
198 significant increases in deaths due to malaria in children under 5 in endemic regions with
199 disruptions in malaria care and insecticide treated bednet distribution.²⁸ Previous disease
200 epidemics in sub-Saharan Africa have also been associated with lapses in primary care access,
201 and drops in facility based births and child healthcare access.^{20 21 29 30} Consequently, future
202 work should investigate the impacts of even modest drops in vaccination rates and child
203 health outcomes, to better assess whether the drop we identified resulted in longer term
204 health effects, and whether catch-up vaccination campaigns might help limit the fallout of
205 such interruptions.³¹

206

207 Maintaining healthcare access during the epidemic requires a careful balance of primary
208 healthcare provision and protection of vulnerable populations from COVID-19 infection. In
209 other settings, there have been multiple reports of late and severe presentations to care for
210 non-COVID-19 conditions, putatively due to decreased access to care or fear of nosocomial
211 infection at healthcare facilities.³²⁻³⁴ By the end of the most stringent Level 5 lockdown
212 period, fewer than 25 cases of COVID-19 infection had been reported in uMkhanyakude
213 District.³⁵ Clinics in this district instituted symptom screening at the entryway to clinics, with
214 referral of individuals meeting criteria for persons under investigation to regional COVID-19
215 testing centres.

216

217 The COVID-19 epidemic has also led to calls for decentralized care to minimize exposure for
218 high-risk populations, including those with chronic non-communicable disease, HIV, a history

219 of tuberculosis-related lung disease, and those of older-ages. The lockdown was instituted
220 rapidly in South Africa, before such systems could be put in place. However, an important
221 unanswered question is how such programs will affect access to care and epidemic
222 transmission in high-risk populations, including the elderly and those with
223 immunosuppressing conditions.

224

225 Our study should be interpreted within the context of the relatively short period (34 days) of
226 the Level 5 lockdown in South Africa. As a result, we are not yet able to assess longer-term
227 repercussions from disruptions to income or from the epidemic itself, and our results should
228 not be generalized over longer time horizons. It is expected that economic barriers to
229 healthcare utilization will increase as the epidemic's effects persist over time, including
230 secondary effects from non-pharmaceutical interventions. These effects are likely to fall most
231 heavily on those in the informal economy.³⁶ South Africa has taken steps to increase social
232 support to counteract economic disruption from the epidemic and control measures.³⁷
233 Mitigating longer-term consequences will likely require governments and development
234 partners to increase access to employment and other social support services during the
235 epidemic.

236

237 Our study had multiple strengths. First, our data collection procedures are led by research
238 staff who remained in place during the lockdown period, so these data are not affected by
239 barriers to data collection (e.g., interruptions in staff transportation or workplace access).
240 This is important, since many routine health information systems could be expected to suffer
241 lapses during external shocks to the healthcare system. Second, our study was able to access
242 data collected across 11 clinical centres within a large HDSS, which provided significant

243 power to detect even small interruptions to health care access. One key potential limitation
244 to our study is that it is predicated on the assumption that there were no other external
245 factors that would have caused interruptions to the health care system on or after 27th
246 March 2020 (e.g., power outage, inclement weather). We are unaware of any such shock and
247 believe this to be a minor risk. Our analysis should also be interpreted within the context of
248 our study area – one with a few dozen reported cases of COVID-19 in a nation with a
249 moderately sized epidemic (approximately 7,000 cases as of early May), but not yet in the
250 depths of a large epidemic with established local transmission.

251

252 In summary, we report resilience of the ambulatory health care system during the early
253 COVID-19 epidemic and Level 5 lockdown period in rural South Africa. Future work should
254 establish if these trends are maintained, and particularly monitor access to childcare and
255 immunizations as a result of the trends reported here. Finally, in rural South Africa and
256 similar areas, efforts to prevent nosocomial spread of COVID-19 among high-risk populations
257 through decentralization of non-urgent care will remain a critical area of future study.

Figure 1. Ambulatory clinic visitation before and after the nationwide lockdown in South Africa at eleven outpatient clinics in rural uMkhanyakude District, KwaZulu-Natal South Africa. Scatterplot represents mean clinic visitation at each clinic on weekdays during the observation period. The black fit line represents the mean visitation across all clinics estimated by post-regression margins from a linear regression model, with a regression discontinuity coefficient at the date of the lockdown (27th March 2020, red line). Gray bars represent 95% confidence intervals.

Transparency declaration

MJS affirms the manuscript is an honest, accurate, and transparent account of the study being reported; that no important aspects of the study have been omitted; and that any discrepancies from the study as originally planned (and, if relevant, registered) have been explained.

Data sharing

Data from the AHRI HDSS are publicly available upon request to the AHRI research repository which can be made here: <https://data.africacentre.ac.za/index.php/auth/login/?destination=>

Competing interests and conflicts of interest

All authors have completed the ICMJE uniform disclosure form and declare no financial relationships with any organisations that might have an interest in the submitted work in the previous three years and no other relationships or activities that could appear to have influenced the submitted work.

Funding information

Wellcome Trust. 082384/Z/07/Z/. Willem Hanekom

Wellcome Trust and Royal Society. 210479/Z/18/Z. Guy Harling

Shahmanesh is supported by National Institutes of Health under award number 5R01MH114560-03, Bill & Melinda Gates Foundation, Grant Number OPP1136774 and OPP1171600.

National Human Genome Research Institute of the National Institutes of Health (NIH) under Award Number U24HG006941, South African Medical Research Council (MRC-RFA-UFSP-01-2013/UKZN HIVEPI) and the South African Department of Science and Innovation (DSI). Tulio de Oliveira.

Mark J. Siedner is supported by the National Institutes of Health (R01 AI124718, R01 AG059504).

Acknowledgements

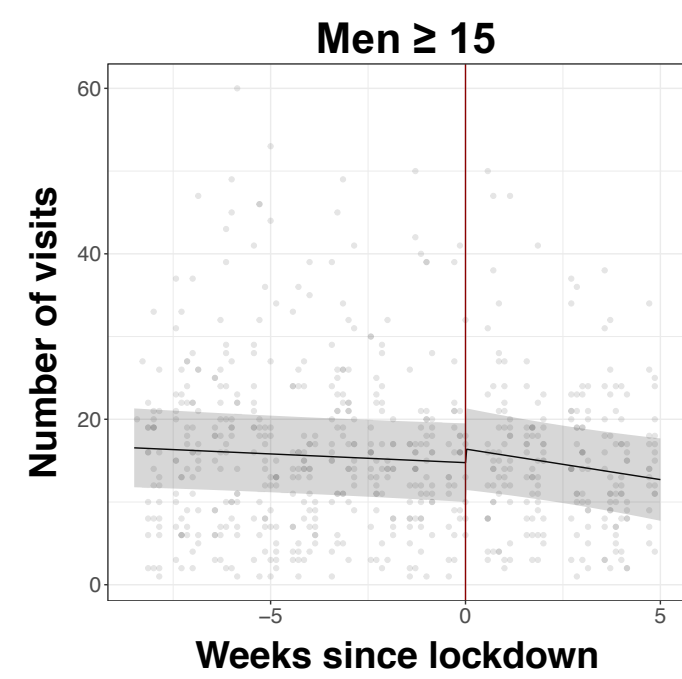
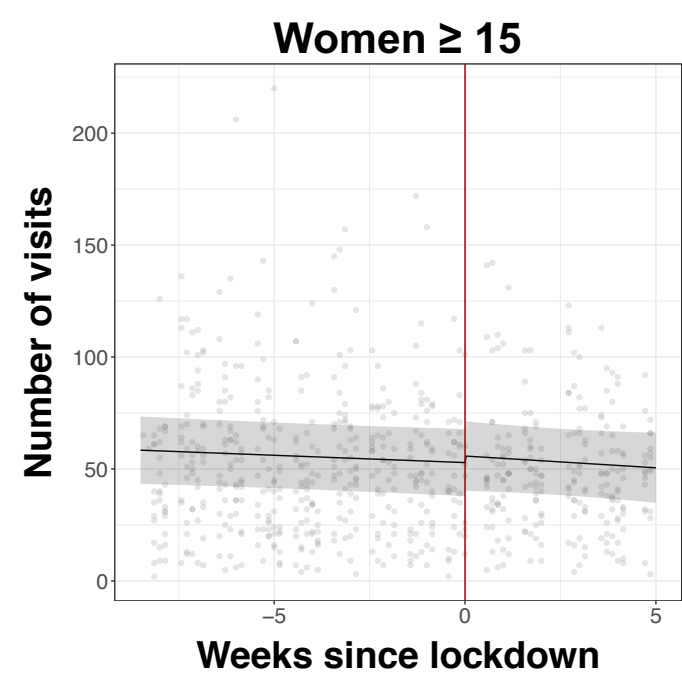
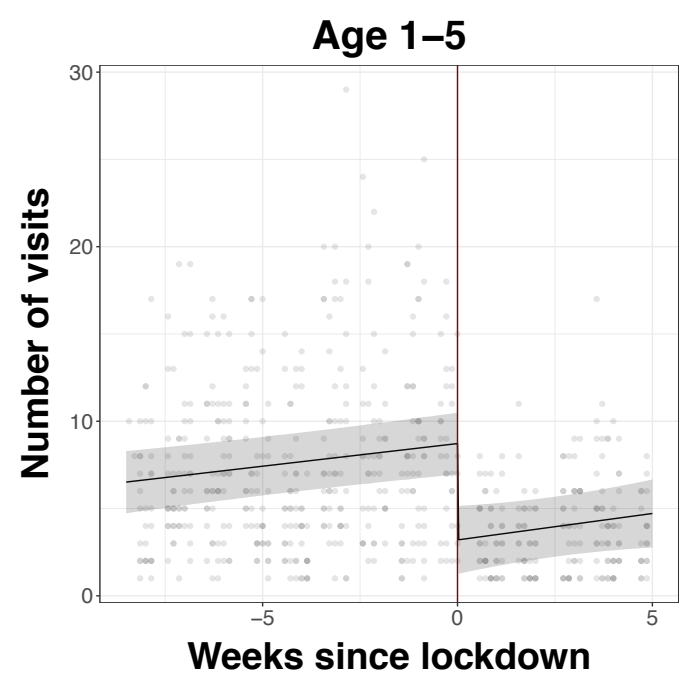
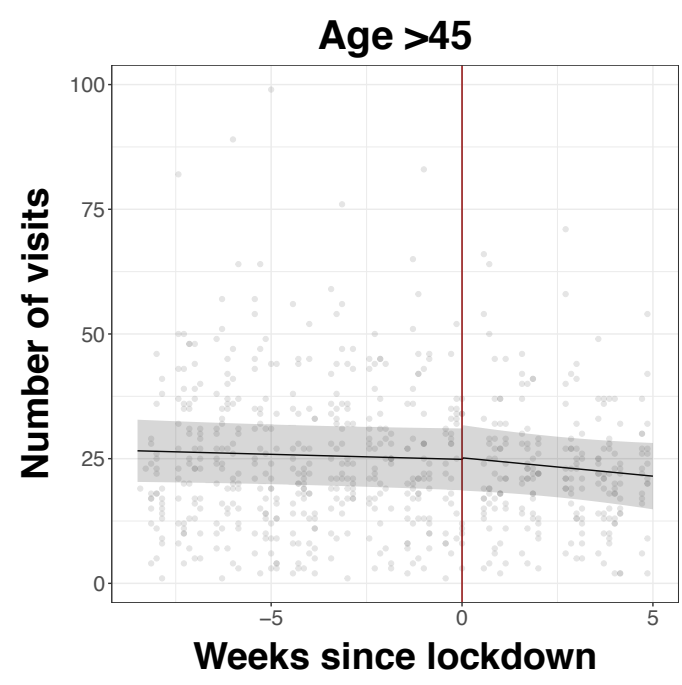
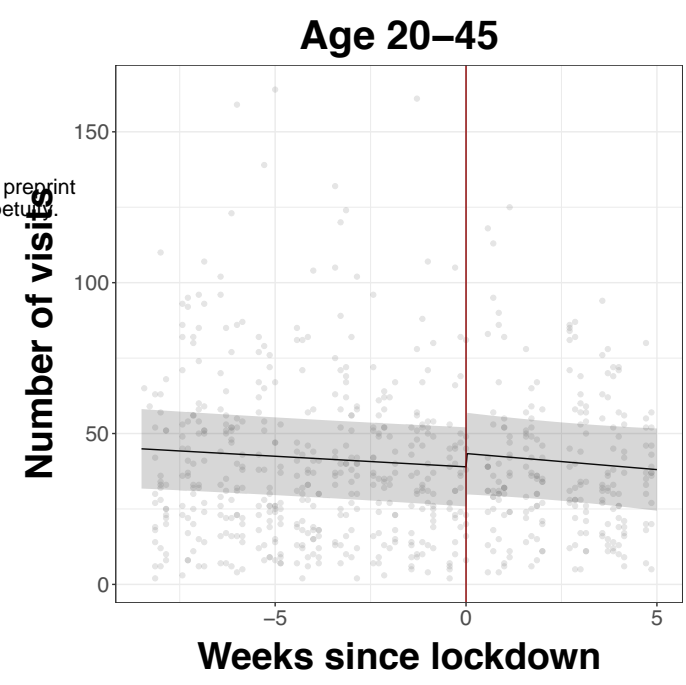
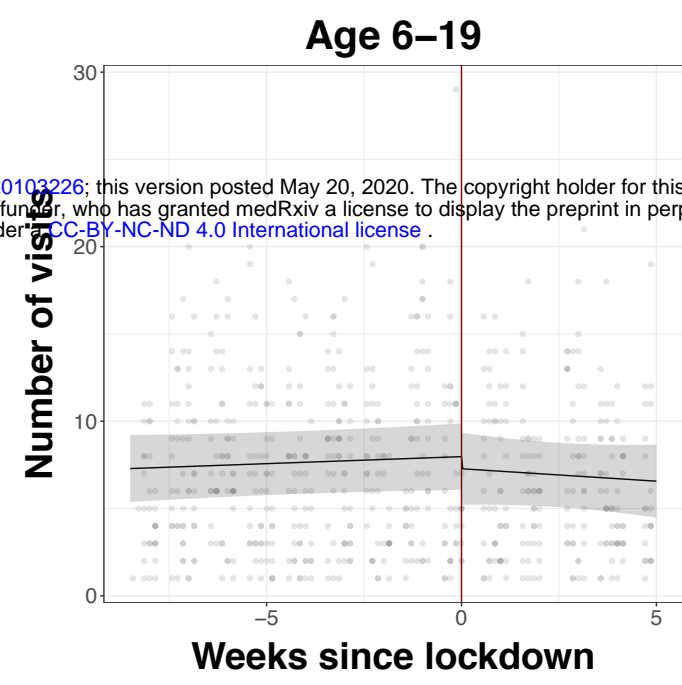
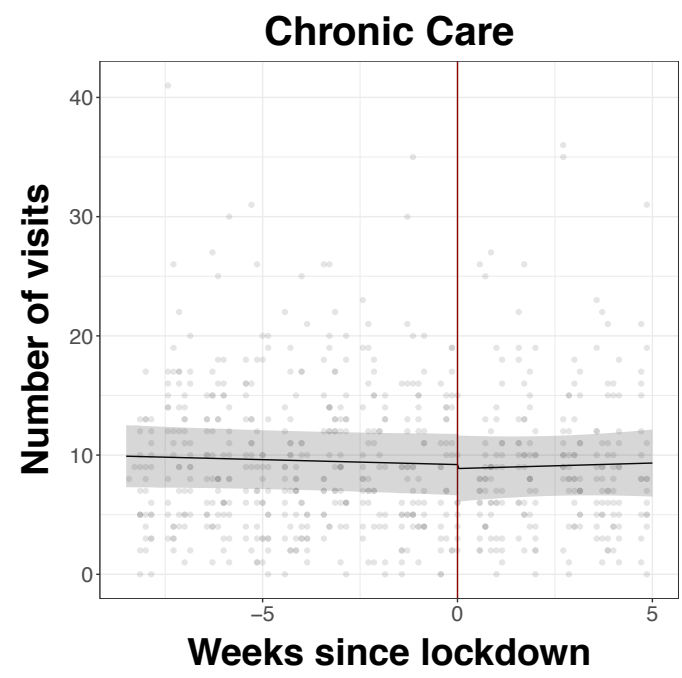
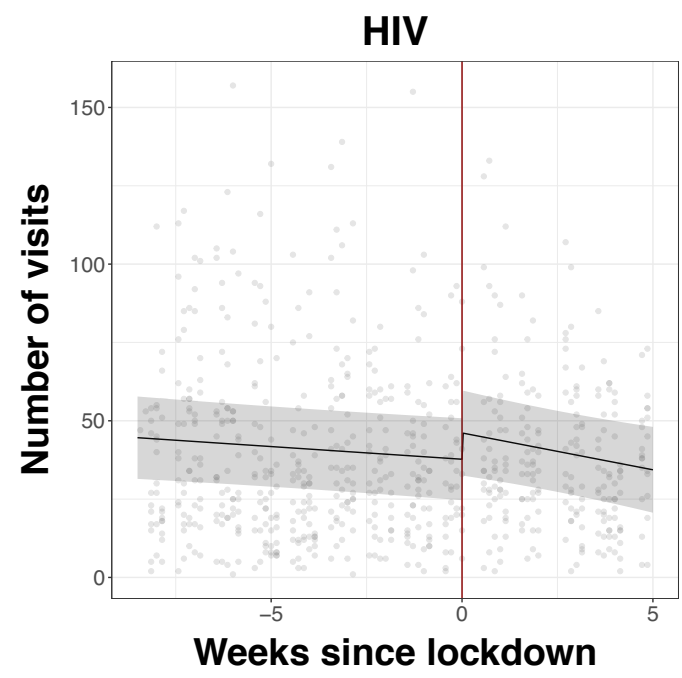
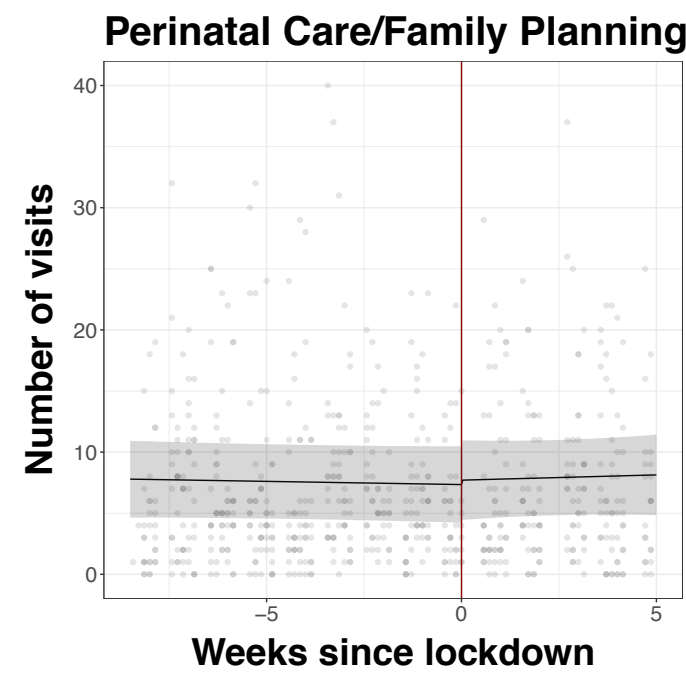
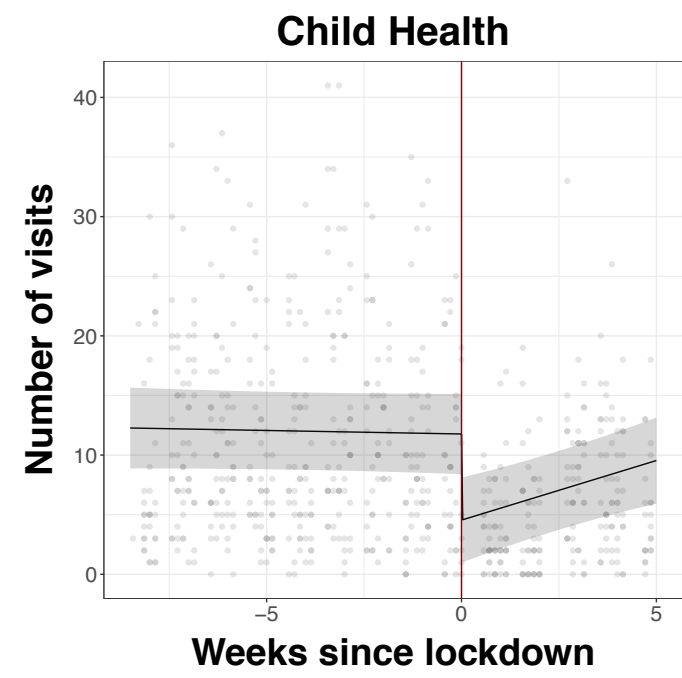
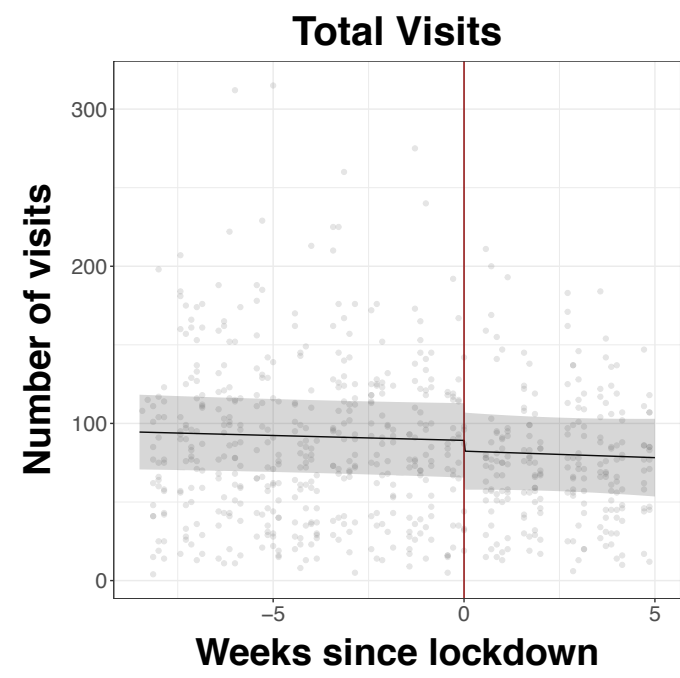
We thank the outstanding field staff at the Africa Health Research Institute for their work in conducting the demographic health survey field work, as well as the community and the study participants for their time and efforts. The population HIV surveillance is a node of the South African Population Research Infrastructure Network (SAPRIN) and funded by the South African Department of Science and Innovation and hosted by the South African Medical Research Council. Additional thanks to Zahra Reynolds for her assistance in organizing elements of the manuscript for submission.

References

1. World Health Organization. Coronavirus disease (COVID-2019) situation reports. Available at: <https://www.who.int/emergencies/diseases/novel-coronavirus-2019/situation-reports> Accessed 2 May 2020.
2. Johnstone-Robertson SP, Mark D, Morrow C, et al. Social mixing patterns within a South African township community: implications for respiratory disease transmission and control. *Am J Epidemiol* 2011;174(11):1246-55. doi: 10.1093/aje/kwr251 [published Online First: 2011/11/11]
3. le Polain de Waroux O, Cohuet S, Ndazima D, et al. Characteristics of human encounters and social mixing patterns relevant to infectious diseases spread by close contact: a survey in Southwest Uganda. *BMC Infect Dis* 2018;18(1):172. doi: 10.1186/s12879-018-3073-1 [published Online First: 2018/04/13]
4. House T, Keeling MJ. Household structure and infectious disease transmission. *Epidemiol Infect* 2009;137(5):654-61. doi: 10.1017/S0950268808001416 [published Online First: 2008/10/09]
5. Nkengasong JN, Mankoula W. Looming threat of COVID-19 infection in Africa: act collectively, and fast. *Lancet* 2020;395(10227):841-42. doi: 10.1016/S0140-6736(20)30464-5 [published Online First: 2020/03/03]
6. Gilbert M, Pullano G, Pinotti F, et al. Preparedness and vulnerability of African countries against importations of COVID-19: a modelling study. *Lancet* 2020;395(10227):871-77. doi: 10.1016/S0140-6736(20)30411-6 [published Online First: 2020/02/24]
7. Kapata N, Ihekweazu C, Ntoumi F, et al. Is Africa prepared for tackling the COVID-19 (SARS-CoV-2) epidemic. Lessons from past outbreaks, ongoing pan-African public health efforts, and implications for the future. *Int J Infect Dis* 2020;93:233-36. doi: 10.1016/j.ijid.2020.02.049 [published Online First: 2020/03/03]
8. Adhikari NK, Fowler RA, Bhagwanjee S, et al. Critical care and the global burden of critical illness in adults. *Lancet* 2010;376(9749):1339-46. doi: 10.1016/S0140-6736(10)60446-1 [published Online First: 2010/10/12]
9. Sands P, Mundaca-Shah C, Dzau VJ. The Neglected Dimension of Global Security--A Framework for Countering Infectious-Disease Crises. *N Engl J Med* 2016;374(13):1281-7. doi: 10.1056/NEJMSr1600236 [published Online First: 2016/01/14]
10. Fong MW, Gao H, Wong JY, et al. Nonpharmaceutical Measures for Pandemic Influenza in Nonhealthcare Settings--Social Distancing Measures. *Emerg Infect Dis* 2020;26(5):976-84. doi: 10.3201/eid2605.190995 [published Online First: 2020/02/07]
11. Markel H, Lipman HB, Navarro JA, et al. Nonpharmaceutical interventions implemented by US cities during the 1918-1919 influenza pandemic. *Jama* 2007;298(6):644-54. doi: 10.1001/jama.298.6.644 [published Online First: 2007/08/09]
12. Peak CM, Kahn R, Grad YH, et al. 2020 doi: 10.1101/2020.03.05.20031088
13. Ferguson NM, Cummings DA, Cauchemez S, et al. Strategies for containing an emerging influenza pandemic in Southeast Asia. *Nature* 2005;437(7056):209-14. doi: 10.1038/nature04017 [published Online First: 2005/08/05]
14. Bayham J, Fenichel EP. Impact of school closures for COVID-19 on the US health-care workforce and net mortality: a modelling study. *Lancet Public Health* 2020 doi: 10.1016/S2468-2667(20)30082-7 [published Online First: 2020/04/07]
15. Keogh-Brown MR, Wren-Lewis S, Edmunds WJ, et al. The possible macroeconomic impact on the UK of an influenza pandemic. *Health Economics* 2010;19(11):1345-60. doi: 10.1002/hec.1554
16. Smith RD, Keogh-Brown MR, Barnett T, et al. The economy-wide impact of pandemic influenza on the UK: a computable general equilibrium modelling experiment. *BMJ* 2009;339:b4571. doi: 10.1136/bmj.b4571 [published Online First: 2009/11/21]
17. Dahab M, van Zandvoort K, Flasche S, et al. COVID-19 control in low-income settings and displaced populations: what can realistically be done? Pre-print. Available at:

- <https://www.lshtm.ac.uk/newsevents/news/2020/covid-19-control-low-income-settings-and-displaced-populations-what-can#.XnpKCF93Fc.email>. Accessed: 1 May 2020. 2020
18. Greenstone M, Nigam V. Does Social Distancing Matter? *SSRN Electronic Journal* 2020 doi: 10.2139/ssrn.3561244
 19. Robertson T, Carter ED, Chou VB, et al. Early Estimates of the Indirect Effects of the Coronavirus Pandemic on Maternal and Child Mortality in Low- and Middle-Income Countries. *SSRN Electronic Journal* 2020 doi: 10.2139/ssrn.3576549
 20. Delamou A, Ayadi AME, Sidibe S, et al. Effect of Ebola virus disease on maternal and child health services in Guinea: a retrospective observational cohort study. *The Lancet Global Health* 2017;5(4):e448-e57. doi: 10.1016/s2214-109x(17)30078-5
 21. Ly J, Sathananthan V, Griffiths T, et al. Facility-Based Delivery during the Ebola Virus Disease Epidemic in Rural Liberia: Analysis from a Cross-Sectional, Population-Based Household Survey. *PLOS Medicine* 2016;13(8) doi: 10.1371/journal.pmed.1002096
 22. Republic of South Africa. Disaster Management Act: Regulations to address, prevent and combat the spread of Coronavirus-19 (COVID-19): Amendment. Available at: <https://www.gov.za/documents/disaster-management-act-regulations-address-prevent-and-combat-spread-coronavirus-covid-19>. Accessed 1 May 2020.
 23. Tanser F, Hosegood V, Barnighausen T, et al. Cohort Profile: Africa Centre Demographic Information System (ACDIS) and population-based HIV survey. *Int J Epidemiol* 2008;37(5):956-62. doi: 10.1093/ije/dym211 [published Online First: 2007/11/14]
 24. Vandormael A, Akullian A, Siedner M, et al. Declines in HIV incidence among men and women in a South African population-based cohort. *Nat Commun* 2019;10(1):5482. doi: 10.1038/s41467-019-13473-y [published Online First: 2019/12/04]
 25. Massyn N, Peer N, English R, et al. District Health Barometer 2015/2016. Health Systems Trust. Available at: <https://www.hst.org.za/publications/Pages/-District-Health-Barometer-201516.aspx>; Accessed 29 April 2020. 2016
 26. Kontopantelis E, Doran T, Springate DA, et al. Regression based quasi-experimental approach when randomisation is not an option: interrupted time series analysis. *Bmj* 2015;350(jun09 5):h2750-h50. doi: 10.1136/bmj.h2750
 27. Santoli JM, Lindley MC, DeSilva MB, et al. Effects of the COVID-19 Pandemic on Routine Pediatric Vaccine Ordering and Administration — United States, 2020. *MMWR Morbidity and Mortality Weekly Report* 2020;69(19) doi: 10.15585/mmwr.mm6919e2
 28. World Health Organization. The potential impact of health service disruptions on the burden of malaria: a modelling analysis for countries in sub-Saharan Africa. Available at: <https://apps.who.int/iris/bitstream/handle/10665/331845/9789240004641-eng.pdf> Accessed 4 May 2020.
 29. Takahashi S, Metcalf CJ, Ferrari MJ, et al. Reduced vaccination and the risk of measles and other childhood infections post-Ebola. *Science* 2015;347(6227):1240-2. doi: 10.1126/science.aaa3438 [published Online First: 2015/03/15]
 30. Elston JWT, Moosa AJ, Moses F, et al. Impact of the Ebola outbreak on health systems and population health in Sierra Leone. *Journal of Public Health* 2015 doi: 10.1093/pubmed/fdv158
 31. Nelson R. COVID-19 disrupts vaccine delivery. *Lancet Infect Dis* 2020 doi: 10.1016/S1473-3099(20)30304-2 [published Online First: 2020/04/21]
 32. Tam CF, Cheung KS, Lam S, et al. Impact of Coronavirus Disease 2019 (COVID-19) Outbreak on ST-Segment-Elevation Myocardial Infarction Care in Hong Kong, China. *Circ Cardiovasc Qual Outcomes* 2020;13(4):e006631. doi: 10.1161/CIRCOUTCOMES.120.006631 [published Online First: 2020/03/18]
 33. Moroni F, Gramegna M, Ajello S, et al. Collateral damage: medical care avoidance behavior among patients with acute coronary syndrome during the COVID-19 pandemic. *JACC: Case Reports* 2020 doi: 10.1016/j.jaccas.2020.04.010

34. Lazzerini M, Barbi E, Apicella A, et al. Delayed access or provision of care in Italy resulting from fear of COVID-19. *The Lancet Child & Adolescent Health* 2020;4(5):e10-e11. doi: 10.1016/s2352-4642(20)30108-5
35. Premier Sihle Zikalala's Media Briefing & Update on Covid19 in the Province Since the start of Level 4 Lockdown. Available at <http://www.kznonline.gov.za/index.php/component/k2/item/1207-premier-sihle-zikalala-s-media-briefing-update-on-covid19-in-the-province-since-the-start-of-level-4-lockdown>. Accessed 11 May 2020.
36. International Labour Organization. The The impact of the COVID-19 on the informal economy in Africa and the related policy responses. Available at: https://www.ilo.org/wcmsp5/groups/public/---africa/---ro-abidjan/documents/briefingnote/wcms_741864.pdf Accessed 3 May 2020.
37. Mogotsi B, Bearak M. South Africa is hunting down coronavirus with thousands of health workers. April 21, 2020. *Washington Post* 2020.



medRxiv preprint doi: <https://doi.org/10.1101/2020.05.15.20103226>; this version posted May 20, 2020. The copyright holder for this preprint (which was not certified by peer review) is the author/funder, who has granted medRxiv a license to display the preprint in perpetuity. It is made available under aCC-BY-NC-ND 4.0 International license.

Table 1. Ambulatory clinic visits at 11 region clinics in rural KwaZulu Natal during 27 January 2020 – 30 April 2020 by sex and age and clinic visit type

	Total* n (%)	Male n (%)	Female n (%)	<1 year n (%)	1-5 years n (%)	6-19 years n (%)	20-45 years n (%)	>45 years n (%)
Total visits	55,545 (100%)	16,082 (29.0%)	39,444 (71.0%)	4,987 (9.0%)	3,914 (7.1%)	4,530 (8.2%)	26,196 (47.2%)	15,918 (28.7%)
Child health	6194 (11.2%)	3081 (49.7%)	3104 (50.1%)	4270 (68.9%)	1786 (28.8%)	103 (1.7%)	29 (0.5%)	6 (0.1%)
PNC and FP ^a	4,634 (8.3%)	6 (0.0%)	4,628 (11.7%)	6 (0.1%)	1 (0.0%)	746 (16.5%)	3,863 (14.8%)	18 (0.1%)
HIV visit ^b	25,550 (46.0%)	6,791 (43.3%)	18,755 (47.6%)	25 (0.5%)	131 (3.4%)	1,543 (34.1%)	16,265 (62.1%)	7,586 (47.7%)
Chronic care ^c	6,290 (11.3%)	1,355 (8.4%)	4,935 (12.5%)	1 (0%)	0	4 (0.1%)	411 (1.6%)	5,874 (36.9%)
Child health	6194 (11.2%)	3081 (49.7%)	3104 (50.1%)	4270 (68.9%)	1786 (28.8%)	103 (1.7%)	29 (0.5%)	6 (0.1%)
Minor ailment	12,751 (23.0%)	4,220 (26.2%)	8,525 (21.6%)	755 (15.1%)	2,043 (52.2%)	1,969 (43.5%)	5,548 (21.2%)	2,436 (15.3%)
All other visits	4,637 (8.4%)	913 (5.8%)	3,706 (9.4%)	9 (0.2%)	34 (0.9%)	809 (17.9%)	3,158 (12.1%)	627 (3.9%)

*Visit types are not mutually exclusive

^aPNC and FP: Perinatal care and family planning; visits for, antenatal care, prenatal care, and/or family planning

^bHIV visits: visits for HIV testing, antiretroviral therapy initiation, antiretroviral therapy continuation, or pharmacy pick-up

^cChronic care: clinical visits for hypertension and/or diabetes

Table 2. Mixed effects regression model results demonstrating mean clinic visits overall, by clinic type and demographic strata, in the pre- and post-lockdown period in uMkhanyakude District, KwaZulu-Natal South Africa.

Model	Mean daily clinic visits per clinic during pre-lockdown period	Change in daily clinic visits per week during pre-lockdown period	P-value	Mean change in clinic visits per day immediately after the lockdown implementation	P-value	Change in daily clinic visits per week during post-lockdown period	P-value
Total visits	89.2 (65.5, 112.9)	-0.6 (-1.8, 0.6)	0.31	-6.9 (-17.4, 3.7)	0.20	-0.2 (-3.4, 3.1)	0.90
Child health ^a	11.8 (8.4, 15.1)	-0.1 (-0.3, 0.2)	0.60	-7.2 (-9.2, -5.3)	<0.001	1.1 (0.5, 1.7)	0.001
PNC and FP ^b	7.3 (4.2, 10.5)	-0.1 (-0.2, 0.1)	0.56	0.4 (-1.2, 1.9)	0.65	0.1 (-0.3, 0.6)	0.57
HIV visits ^c	37.7 (24.6, 50.8)	-0.8 (-1.5, -0.1)	0.02	8.4 (2.4, 14.4)	0.006	-1.5 (-3.4, 0.3)	0.10
Chronic care ^d	9.2 (6.6, 11.8)	-0.1 (-0.3, 0.1)	0.39	-0.3 (-2.0, 1.3)	0.70	0.2 (-0.3, 0.7)	0.51
Men ≥ 15	14.8 (10.0, 19.5)	-0.2 (-0.5, 0.0)	0.11	1.6 (-0.6, 3.9)	0.16	-0.5 (-1.2, 0.2)	0.14
Women ≥ 15	52.9 (37.9, 67.8)	-0.7 (-1.4, 0.2)	0.10	2.9 (-4.0, 9.9)	0.41	-0.4 (-2.6, 1.8)	0.72
Age <1	10.6 (7.6, 13.7)	0.2 (-0.2, 0.2)	0.84	-5.3 (-7.1, -3.6)	<0.001	0.5 (0.0, 1.0)	0.05
Age 1-5	8.7 (7.0, 10.5)	0.3 (0.1, 0.4)	<0.001	-5.5 (-6.8, -4.2)	<0.001	0.0 (-0.3, 0.4)	0.82
Age 6-19	8.0 (6.1, 9.9)	0.1 (-0.1, 0.2)	0.29	-0.7 (-2.0, 0.6)	0.31	-0.2 (-0.6, 0.2)	0.29
Age 20-45	30.0 (25.8, 52.1)	-0.7 (-1.3, -0.1)	0.03	4.4 (-1.1, 9.9)	0.12	-0.4 (-2.1, 1.3)	0.68
Age >45	24.9 (18.7, 31.1)	-0.2 (-0.6, 0.2)	0.33	0.3 (-3.3, 3.9)	0.87	-0.5 (-1.7, 0.6)	0.35

^aChild health: visits for immunizations and growth monitoring

^bPNC and FP: perinatal care and family planning; visits for, antenatal care, prenatal care, and/or family planning

^cHIV visits: visits for HIV testing, antiretroviral therapy initiation, antiretroviral therapy continuation, or pharmacy pick-up

^dChronic care: clinical visits for hypertension and/or diabetes

Supplemental Table 3. Sensitivity analyses, demonstrating results of the main regression model and alternate models including a mixed effects regression model with random slopes, and linear and Poisson generalized estimating equations models.

Model	Mean daily clinic visits per clinic during pre-lockdown period	Change in daily clinic visits per week during pre-lockdown period	<i>P</i>-value	Mean change in clinic visits per day immediately after the lockdown implementation	<i>P</i>-value	Change in daily clinic visits per week during post-lockdown period	<i>P</i>-value
Primary model	89.2 (65.5, 112.9)	-0.6 (-1.8, 0.6)	0.31	-6.9 (-17.4, 3.7)	0.20	-0.2 (-3.4, 3.1)	0.90
Random slopes	89.3 (66.0, 112.5)	-0.6 (-1.9, 0.7)	0.38	-6.9 (-17.4, 3.5)	0.19	-0.2 (-3.4, 3.1)	0.89
Linear GEE	89.2 (66.9, 111.5)	-0.6 (-1.8, 0.6)	0.31	-6.9 (-17.5, 3.8)	0.21	-0.2 (-3.5, 3.1)	0.90
Poisson GEE ^b	89.2 (84.8, 93.8)	1.0 (0.9, 1.0)	<0.001	0.9 (0.9, 0.9)	<0.001	1.0 (0.9, 1.0)	0.30

GEE: generalized estimating equations

^aRandom slopes model is a linear mixed effects regression model with random intercept by clinic and random slope by time

^bPoisson GEE results are presented as exponentiated coefficients, so they represent proportional rather than absolute changes in counts.