

## BMJ Open Respiratory Research

### Sudden death in patients with sleep apnea: a systematic review and meta-analysis

Journal:	<i>BMJ Open Respiratory Research</i>
Manuscript ID	bmjresp-2020-000656
Article Type:	Original research
Date Submitted by the Author:	02-Jun-2020
Complete List of Authors:	Heilbrunn, Emily; Penn State University Park Ssentongo, Paddy; Penn State University Park Chinchilli, Vernon; Penn State Health Milton S Hershey Medical Center, Public Health Sciences Ssentongo, Anna; Penn State University Park,
Twitter User Name:	annassentongo
Keywords:	Sleep apnoea, Clinical Epidemiology

SCHOLARONE™  
Manuscripts

1  
2  
3  
4  
5  
6  
7  
8  
9  
10  
11  
12  
13  
14  
15  
16  
17  
18  
19  
20  
21  
22  
23  
24  
25  
26  
27  
28  
29  
30  
31  
32  
33  
34  
35  
36  
37  
38  
39  
40  
41  
42  
43  
44  
45  
46  
47  
48  
49  
50  
51  
52  
53  
54  
55  
56  
57  
58  
59  
60

medRxiv preprint doi: <https://doi.org/10.1101/2020.05.06.20093641>; this version posted June 2, 2020. The copyright holder for this preprint (which was not certified by peer review) is the author/funder, who has granted medRxiv a license to display the preprint in perpetuity. All rights reserved. No reuse allowed without permission.



*I, the Submitting Author has the right to grant and does grant on behalf of all authors of the Work (as defined in the below author licence), an exclusive licence and/or a non-exclusive licence for contributions from authors who are: i) UK Crown employees; ii) where BMJ has agreed a CC-BY licence shall apply, and/or iii) in accordance with the terms applicable for US Federal Government officers or employees acting as part of their official duties; on a worldwide, perpetual, irrevocable, royalty-free basis to BMJ Publishing Group Ltd ("BMJ") its licensees and where the relevant Journal is co-owned by BMJ to the co-owners of the Journal, to publish the Work in this journal and any other BMJ products and to exploit all rights, as set out in our [licence](#).*

*The Submitting Author accepts and understands that any supply made under these terms is made by BMJ to the Submitting Author unless you are acting as an employee on behalf of your employer or a postgraduate student of an affiliated institution which is paying any applicable article publishing charge ("APC") for Open Access articles. Where the Submitting Author wishes to make the Work available on an Open Access basis (and intends to pay the relevant APC), the terms of reuse of such Open Access shall be governed by a Creative Commons licence – details of these licences and which [Creative Commons](#) licence will apply to this Work are set out in our licence referred to above.*

*Other than as permitted in any relevant BMJ Author's Self Archiving Policies, I confirm this Work has not been accepted for publication elsewhere, is not being considered for publication elsewhere and does not duplicate material already published. I confirm all authors consent to publication of this Work and authorise the granting of this licence.*

# Sudden death in patients with sleep apnea: a systematic review and meta-analysis

Emily S. Heilbrunn, BS<sup>1</sup>, Paddy Ssentongo, MD, MPH<sup>1,3</sup>, Vernon M. Chinchilli, PHD<sup>1</sup>,  
Anna E. Ssentongo, MPH<sup>1,2§</sup>,

Word count: 1951

Corresponding author

Anna Ssentongo

500 University Drive

Hershey, PA 17033

Pennsylvania State University

USA, Tel: 814-404-5208

Email: [assentongo@pennstatehealth.psu.edu](mailto:assentongo@pennstatehealth.psu.edu)

## Abstract:

**Background:** Over 1 billion individuals across the globe experience some form of sleep apnea, and this number is steadily rising. Obstructive sleep apnea (OSA) can negatively influence one's quality of life and potentially increase the risk of mortality. However, this association between OSA and mortality has not been comprehensively and thoroughly explored. This meta-analysis was conducted to conclusively estimate the risk of death for all-cause mortality and cardiovascular mortality in OSA patients.

**Study Design:** 4,613 articles from databases including PUBMED, OVID & Joana Briggs, and SCOPUS were comprehensively assessed by two reviewers (AES & ESH) for inclusion criteria. 28 total articles were included, with 22 of them being used for quantitative analysis. Pooled effects of all-cause mortality, cardiac mortality, and sudden death were calculated by utilizing the metaprop function in R Statistical Software and the random-effects model with appropriate 95% confidence intervals.

**Results:** Analysis on 42,032 individuals revealed that those with OSA were twice as likely to die from cardiac mortality compared to those without sleep apnea (HR= 1.94, 95%CI 1.39-2.70). Likewise, individuals with OSA were 1.7 times as likely to die from all-cause sudden death compared to individuals without sleep apnea (HR= 1.74, 95%CI 1.40-2.10). There was a significant dose response relationship between severity of sleep apnea and incidence risk of death, where those with severe sleep apnea were

**Conclusions:** Individuals with obstructive sleep apnea are at an increased risk for all-cause mortality and cardiac mortality. Further research related to appropriate interventions and treatments are necessary in order to reduce this risk and optimize survival in this population.

## **Key Messages:**

### **What is the key question?**

Are individuals with sleep apnea at an increased risk for cardiovascular mortality and sudden death?

### **What is the bottom Line?**

Sleep apnea is associated with an increased risk of cardiovascular mortality and sudden death, with a dose response relationship, where those with severe sleep apnea are at the highest risk of mortality.

### **Why read on?**

This is the first systematic review and meta-analyses to synthesize and quantify the risk of mortality in those with sleep apnea, highlighting important directions for future research.

**Prospero Registration ID: CRD42020164941**

## Introduction:

Obstructive sleep apnea (OSA) is a chronic sleep disorder, in which the patient experiences complete or partial obstruction of the upper airway structures [1-2]. This then results in a reduction or complete blockage of airflow during sleep, intermittent hypoxia, and sleep disturbances [3]. Common symptoms of OSA, such as excessive daytime sleepiness, fatigue, heavy snoring, and non-refreshing sleep have the potential to play an influential role in one's quality of life (QOL) [4]. OSA also increases one's risk of developing several cardiovascular-related comorbidities, including heart failure, arrhythmias, and coronary artery disease [5]. Those with apnea-hypopnea index (AHI) > 36 have a higher risk of all-cause mortality in comparison to other AHI scores (HR = 3.30; 95% CI 1.74-6.26) [6]. Patients with obstructive sleep apnea who are classified as moderate (AHI 15-30) to severe (AHI >30) have an increased risk of many adverse outcomes, specifically all-cause mortality [7]. Therefore, we hypothesize that obstructive sleep apnea has the potential to act as a predictor for cardiac events and general mortality. As a result of this, the risk of mortality in patients diagnosed with obstructive sleep apnea has become a growing and pervasive concern.

OSA is a growing public health concern, with previous studies in the literature reporting an increasing global prevalence that is upwards to 1 billion individuals [8]. Estimates within the United States suggest that approximately 15% of adults are clinically diagnosed with obstructive sleep apnea [9]. There is a large portion of the population who suffer from OSA-like symptoms, without receiving any diagnosis or treatment. This group continues to further the burden placed on the public health and medical systems. Identifying individuals diagnosed with OSA who are considered at-risk for adverse health outcomes can reduce the economic cost and burden on the healthcare system [10].

Existing evidence on the association between OSA and the risk of sudden death is insufficient and inconclusive. Our objective is to explore the association of OSA and the mortality risk. We hypothesize that in patients with OSA, there is an increased risk of all-cause mortality, cardiovascular mortality, and sudden death. To our knowledge, this is the first comprehensive systematic review and meta-analysis that explores the association between OSA and all-cause mortality, cardiovascular mortality, and sudden death.

Methods:

### **Patient and Public Involvement**

Patients or the public were not involved in the preparation or dissemination of this manuscript.

### **Search Strategy and Selection Criteria**

We comprehensively searched five databases for articles, including PubMed (MEDLINE), Cochrane, OVID (Healthstar), OVID (Medline), Scopus, and Joanna Briggs Institute EBF Database. We followed the Meta-analysis of Observational Studies in Epidemiology (MOOSE) standards for this research [11]. We identified observational studies published prior to January 1st, 2020 with reported rates of sudden death in individuals with OSA. We searched the citation list of included papers by using the snowballing method, i.e., we screened reference lists of these articles for potential eligibility as well. We did not impose any limitations related to the date of publication, language, study design, or geographical location. We predetermined defined search terms by using Medical Subject Headings (MeSH) and included combinations of “Sleep” AND “obstructive” AND “apnea” AND “sudden” AND “death” OR “sleep” AND “obstructive” AND “apnea” AND “death” OR “apnea” AND “death” AND “sleep.” We initially inputted potential studies into EndNote, which removed all duplicate

1  
2  
3  
4  
5  
6  
7  
8  
9  
10  
11  
12  
13  
14  
15  
16  
17  
18  
19  
20  
21  
22  
23  
24  
25  
26  
27  
28  
29  
30  
31  
32  
33  
34  
35  
36  
37  
38  
39  
40  
41  
42  
43  
44  
45  
46  
47  
48  
49  
50  
51  
52  
53  
54  
55  
56  
57  
58  
59  
60

studies. Two reviewers (ESH and AES) independently screened titles and abstracts of the studies for inclusion eligibility. The inclusion criteria involved studies that report the rates of sudden death in both patients with and without OSA, including information on the incidence and prevalence of the outcome. Excluded studies were those that were not conducted on humans and did not report the prevalence or incidence of the outcome of interest. We excluded review papers, meta-analyses, literature reviews, commentaries, and meeting abstracts as well. We documented all excluded studies with reasons for their exclusion.

### Quality Assessment and Data Extraction

Since all of our studies were nonrandomized observational studies, we used the Newcastle-Ottawa Scale (NOS) for quality assessment [12]. After screening initial articles based on their titles and abstracts, ESH and AES manually screened full-text articles for continued inclusion criteria. In the event of a potential disagreement, a third researcher (PS) was recruited in order to reach a consensus. Appropriate and eligible data were extracted when screening eligible studies, including the full title, year of publication, country of publication, number of participants with and without OSA, median age of participants in both study groups, median BMI of participants with and without OSA, proportion of the sample that was male, proportion of the study sample who smoked, proportion of the study sample with hypertension and diabetes, the number of participants with OSA who died, the number of participants without OSA who died, the number of participants who did not die from both groups, the RR/OR/HR of sudden death, and other findings of interest. Studies not published in English were translated.

### Data Analysis

The primary outcome of interest for this meta-analysis and systematic review was the incidence of all-cause mortality in patients with OSA. There were two secondary outcomes of



interest, namely, cardiac mortality and sudden death. We used the metaprop function in R Statistical Software to calculate the pooled effects of all-cause mortality, cardiac mortality, and sudden death. We invoked the random-effects model with a logit transformation of proportions. We applied this random-effects model, regardless of the presence of heterogeneity across studies. We assessed inter-study heterogeneity using the  $I^2$  statistic, which was defined as low (25%), moderate (50%), and high (75%) ( $\alpha < 0.05$ ). We conducted a meta-regression using study-level descriptive statistics of age, sex, race, BMI, smoking status, diabetes, and hypertension as repressors in order to improve the precision of the meta-analysis. We calculated confidence intervals using the Copper-Pearson exact binomial interval method. We investigated potential publication bias via funnel plots and Egger's test.

## Results

As described in **Figure 1**, we identified a total of 4,613 studies from Scopus, OVID, PubMed, and Joana Briggs International EBF database. We excluded 1,443 studies because they were duplicates, leaving 3,170 studies to explore for inclusion. Based on the title and abstracts, we excluded another 2,893 studies based on titles and abstracts, and another 249 based on full text. This left us with 28 studies for the qualitative analysis and 22 studies for the quantitative analysis [13-40]. Of the studies included in the quantitative analysis, 12 studies were from North America, 5 from Europe, 3 from Asia, and 1 from South America.

## The Association of OSA and Sudden Death

The hazard ratio of mortality from OSA ranged from 0.80 to 9.20 (**Figure 2**). Those with OSA displayed nearly twice the hazard for sudden death compared to those without OSA (HR:

1  
2  
3  
4  
5  
6  
7  
8  
9  
10  
11  
12  
13  
14  
15  
16  
17  
18  
19  
20  
21  
22  
23  
24  
25  
26  
27  
28  
29  
30  
31  
32  
33  
34  
35  
36  
37  
38  
39  
40  
41  
42  
43  
44  
45  
46  
47  
48  
49  
50  
51  
52  
53  
54  
55  
56  
57  
58  
59  
60

1.74 95%CI 1.4-2.10). Those in Australia had the highest rate of mortality from OSA (HR= 6.24 95%CI 1.44 -26.98), followed by South America, Europe, Asia, and North America **Figure 2**).

### **The Association of OSA and Cardiac Mortality**

The rate of cardiovascular mortality ranged from 0.80 to 4.19 (**Figure 2**). Overall, those with OSA displayed nearly twice the hazard for cardiovascular mortality compared to those without OSA (OR= 1.94, 95%CI 1.39-2.70). Only two studies reported the HR of sudden death. The HR for sudden death ranged from 1.06 to 3.28.

### **Dose-response Effect of OSA of Sudden death**

Five studies reported the HR of all-cause mortality depending on the severity of OSA. There is a dose response relationship between the relationship of OSA and sudden death. The hazard ratio for mild was 1.16 95% CI 0.70-1.93 for moderate was 1.72 95%CI 1.11-2.67, and severe was 2.87 95% CI 1.70-4.85, indicating that those with moderate to severe sleep apnea are at the highest risk of sudden death. (**Figure 5a-c**)

### **Sub-group analysis based on quality scoring**

Of the 22 studies used for quantitative analysis, one had a quality score of 6, one had a quality score of 7, three had a score of 8 and seventeen had a score of nine (**Figure 6**). We performed sub-group analysis on studies with a score of nine compared to those with less than nine. In the studies with a score of 9, the relationship between OSA and mortality was significant (HR 1.91, 95%CI 1.50-2.44) but not in the studies with a lower quality score (HR 1.52, 95%CI 0.97-2.37). However the studies with higher scores were not statistically different from those with lower scores (p=0.37).

## Discussion

To our knowledge, this is the first systematic review and meta-analysis to investigate all-cause mortality in patients with OSA. We screened six well-established databases (Pubmed-MEDLINE, OVID- HEALTH STAR, OVID-MEDLINE, Cochrane Library, Scopus, and Joana-Briggs Institute EBF Database) to identify all studies reporting the number of deaths in patients with obstructive sleep apnea. We screened 4,613 articles for inclusion criteria. After careful review, we included 28 studies. With this extensive search strategy, we discovered that (1) those with OSA displayed a hazard of sudden death that is 1.74 times higher than those without OSA, and (2) those with OSA displayed a hazard of cardiovascular-related mortality that is 1.94 times than those without OSA.

There is a large amount of evidence in research that supports the notion that OSA is associated with numerous cardiovascular conditions, including hypertension, coronary artery disease (CAD), congestive heart failure (CHF), arrhythmias, and more [41]. This association may be explained by the influence that the nervous system has on the sleep cycle in humans. OSA results in intermittent hypoxia and oxygen desaturation during sleep, which may cause over-arousal of the central nervous system (CNS) in order to increase airflow. The complex relationship between the sympathetic nervous system (SNS) and autonomic nervous system (ANS) causes a brief increase in both systolic and diastolic blood pressure (BP) during apneas [42-43]. The repeated exposure to an elevated BP continuously stresses the body. If this exposure is combined with a chronic cardiac condition, the wear on the body's regulatory systems is even greater. Therefore, we hypothesize that constant stress on the body as a result of OSA may work to explain why the mortality rates are increased in this group.

1  
2  
3  
4  
5  
6  
7  
8  
9  
10  
11  
12  
13  
14  
15  
16  
17  
18  
19  
20  
21  
22  
23  
24  
25  
26  
27  
28  
29  
30  
31  
32  
33  
34  
35  
36  
37  
38  
39  
40  
41  
42  
43  
44  
45  
46  
47  
48  
49  
50  
51  
52  
53  
54  
55  
56  
57  
58  
59  
60

In addition to this, patients with OSA also experience an increased level of stress on the biochemical systems in the body. Prior studies have explored the association between C-reactive protein (CRP) and obstructive sleep apnea [44]. C-reactive protein is known as an inflammatory marker. Research has found that patients with OSA have an increase in this protein, which simultaneously increases the oxidative stress they experience [44]. This chronic inflammation, which is widely prevalent in patients with OSA, is associated with endothelial cell injury. This is another hypothesis that may work to introduce some biological reasons for why mortality is increased in populations with OSA.

The methodology we employed allowed us to assess a large number of studies for inclusion. As a result of this, studies included in this meta-analysis were representative of many continents, including North America, Australia, Europe, Asia, and South America. With this being said, we were unable to identify any studies from Africa. There is a need for further research in these regions in order to identify if this association between OSA and mortality remains true. In addition to this, we only explored the association between cardiovascular mortality and sudden death in relation to OSA. Although the studies included in this review were comprehensive and thorough, they did not cover many other conditions. Factors such as obesity, diabetes, and others may be of interest to consider. Therefore, these conditions may not have been represented in this meta-analysis. Additional research should be conducted in order to explore if any other conditions can significantly increase the risk of death in patients with OSA.

## Conclusion

Individuals with OSA are at an increased risk for both cardiovascular mortality and sudden death. Treatments and interventions related to decreasing this risk and other adverse outcomes are necessary in order to optimize survival and quality of life (QOL).

## Author Affiliations

<sup>1</sup>Department of Public Health Sciences, Penn State College of Medicine, Hershey, Pennsylvania, United States of America

<sup>2</sup>Department of Surgery, Penn State College of Medicine and Milton S. Hershey Medical Center, Hershey, Pennsylvania, United States of America

<sup>3</sup>Center for Neural Engineering, Department of Engineering, Science and Mechanics, The Pennsylvania State University, Pennsylvania, United States of America

**Contributorship** AS, PS, ES, and VC conceived the study. AS, EH, and PS conducted the literature search. AS and PS completed data analysis. AS, EH, PS, and VC interpreted the data. AS, ES, and PS wrote the manuscript. All Authors agreed to the manuscript in its final form

**Patient and Public Involvement** Patients or the public were not involved in the preparation or dissemination of this manuscript

**Funding** This study was not funded

**Ethics Statement** This is a systematic review and meta-analysis and individual patient was not used. Therefore we did not need IRB or an ethics board approval.

**Data Sharing Statement** All data relevant to the study are included in the article or uploaded as supplementary information

## References

[1] Arnold J, Sunilkumar M, Krishna V, Yoganand SP, Kumar MS, Shanmugapriyan D. Obstructive sleep apnea. *J Pharm Bioallied Sci* 2017 Nov; 9(Supp 1): S26-S28.

<https://www.ncbi.nlm.nih.gov/pmc/articles/PMC5731026/> (accessed Apr 20 2020).

[2] Osman AM, Carter SG, Carberry JC, Eckert DJ. Obstructive sleep apnea: current perspectives. *Nat Sci Sleep* 2018 Jan 23; 10: 21-34.

<https://www.ncbi.nlm.nih.gov/pmc/articles/PMC5789079/> (accessed Apr 20 2020).

[3] Bonsignore MR, Baiaamonte P, Mazzuca E, Castrogiovanni A, Marrone O. Obstructive sleep apnea and comorbidities: A dangerous liaison. *Multidisciplinary Respiratory Medicine* 2019 Feb 9; 14(8). <https://mrmjournal.biomedcentral.com/articles/10.1186/s40248-019-0172-9> (accessed April 24 2020).

[4] Motamedi KK, McClary AC, Amedee RG. Obstructive sleep apnea: A growing problem. *The Ochsner Journal* 2009 Fall; 9(3): 149-153.

<https://www.ncbi.nlm.nih.gov/pmc/articles/PMC3096276/> (accessed April 24 2020)

[5] Jean-Louis G, Zizi F, Luther CT, Clinton BD, McFarlane S. Obstructive sleep apnea and cardiovascular disease: Role of the metabolic syndrome and its components. *Journal of Clinical Sleep Medicine* 2008 Jun 15; 4(3): 261-272.

<https://www.ncbi.nlm.nih.gov/pmc/articles/PMC2546461/> (accessed April 25 2020)

[6] Yaggi HK, Concato J, Kernan WN, Lichtman JH, Brass LM, Mohsenin V. Obstructive sleep apnea as a risk factor for stroke and death. *NEJM* 2005 Nov 10; 353: 2034-2041.

[https://www.nejm.org/doi/10.1056/NEJMoa043104?url\\_ver=Z39.88-2003&rfr\\_id=ori:rid:crossref.org&rfr\\_dat=cr\\_pub%3dwww.ncbi.nlm.nih.gov](https://www.nejm.org/doi/10.1056/NEJMoa043104?url_ver=Z39.88-2003&rfr_id=ori:rid:crossref.org&rfr_dat=cr_pub%3dwww.ncbi.nlm.nih.gov) (accessed April 25 2020)

[7] Marshall NS, Wong KKH, Cullen SRJ, Knuiman MW, Grunstein RR. Sleep apnea and 20-year follow-up for all-cause mortality, stroke, and cancer incidence and mortality in the

Busselton Health Study Cohort. *Journal of Clinical Sleep Medicine* 2014 Apr 15; 10(4).

<https://jcsn.aasm.org/doi/10.5664/jcsn.3600> (accessed April 25 2020)

[8] Benhafield AV, Ayas NT, Eastwood PR, Heinzer, P, Ip MSM, Morrel MJ. Estimation of the global prevalence and burden of obstructive sleep apnea: a literature-based analysis. *The Lancet* 2019 July 09; 7(8): 687-698. [https://www.thelancet.com/journals/lanres/article/PIIS2213-2600\(19\)30198-5/fulltext](https://www.thelancet.com/journals/lanres/article/PIIS2213-2600(19)30198-5/fulltext) (accessed April 25 2020)

[9] Young T, Palta M, Dempsey J, Pappard PE, Nieto FJ, Hla KM. Burden of sleep apnea: Rationale, design, and major findings of the Wisconsin Sleep Cohort Study. *The Wisconsin Medical Journal* 2009 Aug; 108(5): 246-249.

<https://www.ncbi.nlm.nih.gov/pmc/articles/PMC2858234/> (accessed April 26 2020)

[10] Tarasiuk A, Reueni H. The economic impact of obstructive sleep apnea. *Current Opinion in Pulmonary Medicine* 2013 Nov; 19(6): 639-644.

<https://www.ncbi.nlm.nih.gov/pubmed/24060978> (accessed April 26 2020)

[11] Stroup DF, Berlin JA, Morton SC, et al. Meta-analysis of observational studies in epidemiology: a proposal for reporting. *JAMA* 2000 Apr 12; 283(15): 2008-2012.

<https://www.ncbi.nlm.nih.gov/pubmed/10789670> (accessed April 26 2020)

[12] Wells GA, Shea B, O'Connell D, et al. The Newcastle-Ottawa Scale (NOS) for assessing the quality of nonrandomised studies in meta-analyses. *Ottawa: Ottawa Hospital Research Institute* 2011. [http://www.ohri.ca/programs/clinical\\_epidemiology/nosgen.pdf](http://www.ohri.ca/programs/clinical_epidemiology/nosgen.pdf) (accessed April 26 2020)

[13] Kerns ES, Kim ED, Meoni LA, et al. Obstructive sleep apnea increases sudden cardiac death in incident hemodialysis patients. *Am J Nephrol* 2018 Aug 15; 48(2): 147-156.

<https://www.ncbi.nlm.nih.gov/pubmed/30110675> (accessed April 17 2020)



- [14] Zhang M, Li L, Fowler D, et al. Causes of sudden death in patients with obstructive sleep apnea. *J Forensic Sci* 2013 Sep; 58(5): 1171-1174.  
<https://www.ncbi.nlm.nih.gov/pubmed/23865847>  
(accessed April 17 2020)
- [15] Gami AS, Olson EJ, Shen WK, et al. Obstructive sleep apnea and the risk of sudden cardiac death: a longitudinal study of 10,701 adults. *J Am Coll Cardiol* 2013 Aug 13; 62(7): 610-616.  
<https://www.ncbi.nlm.nih.gov/pubmed/23770166> (accessed April 17 2020)
- [16] Martins EF, Martinez D, da Silva FABS, et al. Disrupted day-night pattern of cardiovascular death in obstructive sleep apnea. *Sleep Med* 2017 Oct; 38: 144-150.  
<https://www.ncbi.nlm.nih.gov/pubmed/28807565> (accessed April 17 2020)
- [17] Szentkiralyi A, Czira ME, Molnar MZ, et al. High risk of obstructive sleep apnea is a risk factor of death censored graft loss in kidney transplant recipients: an observational cohort study. *Sleep Med* 2011 Mar; 12(3): 267-273. <https://www.ncbi.nlm.nih.gov/pubmed/21292552>  
(accessed April 17 2020)
- [18] Shah NA, Yaggi HK, Concato J, Mohsenin V. Obstructive sleep apnea as a risk factor for coronary events or cardiovascular death. *Sleep Breath* 2010 Jun; 14(2): 131-136.  
<https://www.ncbi.nlm.nih.gov/pubmed/19777281> (accessed April 17 2020)
- [19] Sahlin C, Sandberg O, Gustafson Y, et al. Obstructive sleep apnea is a risk factor for death in patients with stroke: a 10-year follow-up. *Arch Intern Med* 2008 Feb 11; 168(3): 297-301.  
<https://www.ncbi.nlm.nih.gov/pubmed/18268171> (accessed April 17 2020)
- [20] Cassar A, Morgenthaler, TI, Lennon RJ, Rihal CS, Lerman A. Treatment of obstructive sleep apnea is associated with decreased cardiac death after percutaneous coronary intervention. *JACC* 2007 Oct 02; 50(14): 1310-1314.



<https://www.sciencedirect.com/science/article/pii/S073510970702205X> (accessed April 17 2020)

[21] Yaggi HK, Concato J, Kernan WN, Lichtman JH, Brass LM, Mohsenin V. Obstructive sleep apnea as a risk factor for stroke and death. *N Engl J Med* 2005 Nov 10; 353(19): 2034-2041.

<https://www.ncbi.nlm.nih.gov/pubmed/16282178> (accessed April 17 2020)

[22] Gami AS, Howard DE, Olson EJ, Somers VK. Day-night pattern of sudden death in obstructive sleep apnea. *N Engl J Med* 2005 Mar 24; 352(12): 1206-1214.

<https://www.ncbi.nlm.nih.gov/pubmed/15788497> (accessed April 17 2020)

[23] Rössner S, Lagerstrand L, Persson HE, Sachs C. The sleep apnoea syndrome in obesity: risk of sudden death. *J Intern Med* 1991 Aug; 230(2): 135-141.

<https://www.ncbi.nlm.nih.gov/pubmed/1865165> (accessed April 17 2020)

[24] Tiwari R, Lyu B, Alagusundaramoorthy S, Astor BC, Mandelbrot DA, Parajuli S. Association of diagnosed obstructive sleep apnea with kidney transplant outcomes. *Clin Transplant* 2019 Dec; 33(12). <https://www.ncbi.nlm.nih.gov/pubmed/31665552> (accessed April 17 2020)

[25] Sweed RA, Hassan S, ElWahab NHA, Aref SR, Mahmoud MI. Comorbidities associated with obstructive sleep apnea: a retrospective Egyptian study on 244 patients. *Sleep Breath* 2019 Dec; 23(4): 1079-1085. <https://www.ncbi.nlm.nih.gov/pubmed/30685854> (accessed April 17 2020)

[26] Bulter MP, Emch JT, Rusechman M, et al. Apnea-hypopnea event duration predicts morality in men and women in the Sleep Heart Health Study. *Am J Respir Crit Care Med* 2019 Apr 1; 199(7): 903-912. <https://www.ncbi.nlm.nih.gov/pubmed/30336691> (accessed April 17 2020)

- [27] Fan J, Wang X, Ma X, Somers VK, Nie S, Wei Y. Association of obstructive sleep apnea with cardiovascular outcomes in patients with acute coronary syndrome. *J Am Heart Assoc* 2019 Jan 22; 8(2): e010826. <https://www.ncbi.nlm.nih.gov/pubmed/30636505> (accessed April 17 2020)
- [28] Shantha G, Mentias A, Pothien NVK, et al. Role of obstructive sleep apnea on the response to cardiac synchronization therapy and all-cause mortality. *Heart Rhythm* 2018 Sep; 15(9):1283-1288. <https://www.ncbi.nlm.nih.gov/pubmed/30170662> (accessed April 17 2020)
- [29] Jennum P, Baandrup L, Tønnesen P, Ibsen R, Kjellberg J. Mortality and use of psychotropic medication in sleep apnoea patients: a population-wide register-based study. *Sleep Med* 2018 Mar; 43: 19-24. <https://www.ncbi.nlm.nih.gov/pubmed/29482806> (accessed April 17 2020)
- [30] Lee JE, Lee CH, Lee SJ, et al. Mortality of patients with obstructive sleep apnea in Korea. *J Clin Sleep Med* 2013 Oct 15; 9(10): 997-1002. <https://www.ncbi.nlm.nih.gov/pmc/articles/PMC3778190/> (accessed April 17 2020)
- [31] Yeboah J, Redline S, Johnson S, et al. Association between sleep apnea, snoring, incident cardiovascular events and all-cause mortality in an adult population: MESA. *Atherosclerosis* 2011 Dec; 219(2): 963-968. <https://www.ncbi.nlm.nih.gov/pubmed/22078131> (accessed April 17 2020)
- [32] Uchôa CHG, Danzi-Soares NJ, Nunes FS, et al. Impact of OSA on cardiovascular events after coronary artery bypass surgery. *Chest* 2015 May; 147(5): 1352-1360. <https://www.ncbi.nlm.nih.gov/pubmed/25612013> (accessed April 17 2020)
- [33] Anandam A, Patil M, Akinnusi M, Jaoude P, El-Solh AA. Cardiovascular mortality in obstructive sleep apnoea treated with continuous positive airway pressure or oral appliance: An

observational study. *Respirology* 2013 Nov; 18(8): 1184-1190.

<https://www.ncbi.nlm.nih.gov/pubmed/23731062> (accessed April 17 2020)

[34] Marshall NS, Wong KK, Liu PY, Cullen SR, Knuiman MW, Grunstein RR. Sleep apnea as an independent risk factor for all-cause mortality: The Busselton Health Study. *Sleep* Aug; 31(8): 1079-1085. <https://www.ncbi.nlm.nih.gov/pubmed/18714779> (accessed April 17 2020)

[35] Choi JW, Song JS, Lee YJ, Won TB, Jeong DU. Increased mortality in relation to insomnia and obstructive sleep apnea in Korean patients studied with nocturnal polysomnography. *J Clin Sleep Med* 2017 Jan 15; 13(1): 49-56. <https://www.ncbi.nlm.nih.gov/pubmed/27655449> (accessed April 17 2020)

[36] Korostovtseva LS, Sviryaev YV, Zvartau NE, Konradi AO, Kalinkin AL. Prognosis and cardiovascular morbidity and mortality in prospective study of hypertensive patients with obstructive sleep apnea syndrome in St Petersburg, Russia. *Med Sci Monit* 2011 Feb 25; 17(3): CR146-153. <https://www.ncbi.nlm.nih.gov/pubmed/21358601> (accessed April 17 2020)

[37] Wang H, Parker JD, Newton Ge, et al. Influence of obstructive sleep apnea on mortality in patients With heart failure. *J Am Coll Cardiol* 2007 Apr 17; 49(15): 1625-1631. <https://www.ncbi.nlm.nih.gov/pubmed/17433953> (accessed April 17 2020)

[38] Young T, Finn L, Peppard PE, et al. Sleep disordered breathing and mortality: Eighteen-year follow-up of the Wisconsin sleep cohort. *Sleep* 2008 Aug 1; 31(8): 1071-1078. <https://www.ncbi.nlm.nih.gov/pmc/articles/PMC2542952/> (accessed April 17 2020)

[39] Martínez-García MA, Campos-Rodríguez F, Catalán-Serra P, et al. Cardiovascular mortality in obstructive sleep apnea in the elderly: Role of long-term continuous positive airway pressure treatment: A prospective observational study. *Am J Respir Crit Care Med* 2012 Nov 01; 186(9): 909-916. <https://www.ncbi.nlm.nih.gov/pubmed/22983957> (accessed April 17 2020)

[40] Murajo-Murro A, Eskola K, Kolari T, et al. Mortality in middle-aged men with obstructive sleep apnea in Finland. *Sleep Breath* 2013 Sep; 17(3): 1047-1053.

<https://www.ncbi.nlm.nih.gov/pubmed/23361136> (accessed April 17 2020)

[41] Lee W, Nagubadi S, Kryger MH, Mokhlesi B. Epidemiology of Obstructive sleep apnea: a Population-based perspective. *Expert Rev Respir Med* 2008 Jun 01; 2(3): 348-364.

<https://www.ncbi.nlm.nih.gov/pmc/articles/PMC2727690/> (accessed April 27 2020)

[42] Bisogni V, Pengo MF, Mailino G, Rossi GP. The sympathetic nervous system and catecholamines metabolism in obstructive sleep apnoea. *J Thorac Dis* 2016 Feb; 8(2): 243-254.

<https://www.ncbi.nlm.nih.gov/pmc/articles/PMC4739957/> (accessed April 27 2020)

[43] Brodovskaya TO, Grishina IF, Peretolchina TF, et al. Clues to the pathophysiology of sudden cardiac death in obstructive sleep apnea. *Cardiology* 2018 Oct; 140(4): 247-253.

<https://www.ncbi.nlm.nih.gov/pmc/articles/PMC6262679/> (accessed April 28 2020)

[44] Volna J, Kemlink D, Kalousova M, Vavrova J, Majerova V, et al. (2011). Biochemical oxidative stress-related markers in patients with obstructive sleep apnea. *Med Sci Monit* 2011 Sep 01; 17(9): CR491-CR497. <https://www.ncbi.nlm.nih.gov/pmc/articles/PMC3560517/>

(accessed April 28 2020)

Table 1: Studies of inclusion

AUTHOR	YEAR	COUNTRY	CONTINENT	SAMPLE SIZE (N)	STUDY TYPE	AVERAGE FOLLOW-UP	MEAN AGE	MALE (%)	COVARATES CONTROLLED	STATISTICAL MODEL FOR THE ANALYSIS	SCORE
1 KERNS ET AL	2018	United States	North America	558	Cohort	2 years	56	56	Age, gender, ethnicity, obstructive sleep apnea, Charlson comorbidity index, BMI. History of atrial fibrillation, left ventricular mass index, Kt/V, IDW chance, IDW change/body weight, weight-to-hip ratio	HR & OR	9
2 3 4 5 GAMI ET AL	2013	United States	North America	10,701	Cohort	5.3 years	53 ± 14	68	Age, hypertension, coronary artery disease, cardiomyopathy or heart failure, ventricular ectopy or NSVT, apnea-hypopnea index (per 10), mean nocturnal O <sub>2</sub> saturation (per 10%), lowest nocturnal O <sub>2</sub> saturation (per 10%)	HR	7
6 7 8 SZENTKIRALYI ET AL	2011	Hungary	Europe	823	Cohort	66 months	49 ± 13	59	Age sex, number of comorbidities, hypertension (presence of antihypertensive medication), duration of renal failure, eGFR, BMI, serum albumin, hemoglobin, cold ischaemic time, delayed graft function, acute rejection, HLA mismatch	HR	9
9 10 11 SHAH ET AL	2009	United States	North America	1,436	Cohort	2.9 years	58.5	48.7	Age, race, gender, diabetes, hypertension, atrial fibrillation, hyperlipidemia, body mass index (per 1 unit), tobacco use, alcohol use, obstructive sleep apnea (AHI ≥5)	HR	8
12 13 14 15 16 17 18 19 20 21 22 23 24 25 26 27 28 29 30 31 32 33 34 35 36 37 38 39 40 ANANDAM ET AL	2008	Sweden	Europe	132	Cohort	10 years	63	82	Obstructive sleep apnea, central sleep apnea, sex, smoking status, hypertension, diabetes mellitus, atrial fibrillation, age increase in 8 y, body mass index increase in 4, Mini-Mental State Examination score increase in 8 U, Barthel index of activities of daily living increase in 7 U	HR	9
18 19 20 21 22 23 24 25 26 27 28 29 30 31 32 33 34 35 36 37 38 39 40 ANANDAM ET AL	2005	United States	North America	1,022	Cohort	3.4 years	-	-	Age, male sex, race, body-mass index, current smoker, current consumption of alcohol, diabetes mellitus, atrial fibrillation, hyperlipidemia, hypertension, obstructive sleep apnea syndrome	HR	8
20 21 22 23 24 25 26 27 28 29 30 31 32 33 34 35 36 37 38 39 40 ANANDAM ET AL	2005	United States	North America	112	Observational	-	-	-	Time of day (midnight-5:59AM, 6AM-11:59AM, noon-5:59PM, 6PM-11:59PM)	RR	9
23 24 25 26 27 28 29 30 31 32 33 34 35 36 37 38 39 40 ANANDAM ET AL	2019	United States	North America	4,014	Cohort	6.1 years	63.3	48	Age, gender, race, cause ESRD, living vs. deceased donor, prior transplant, year of transplant, induction immunosuppressant, HLA mismatch, duration of pre-Tx OSA diagnosis, donor age, PR, duration of pre-Tx dialysis, BMI at transplant, diabetes,	HR & OR	9
26 27 28 29 30 31 32 33 34 35 36 37 38 39 40 ANANDAM ET AL	2019	United States	North America	5,712	Cohort	11 years	-	-	Age, gender, body mass index, race, smoking status, AHI, hypertension, diabetes, coronary heart disease, stroke, heart failure	HR	9
28 29 30 31 32 33 34 35 36 37 38 39 40 ANANDAM ET AL	2019	China	Asia	804	Cohort	1 year	57.5 ± 10.2	82.6	Age, sex, body mass index, hypertension, diabetes mellitus, clinical presentation (acute myocardial infarction vs unstable angina), PCI procedure, minimum SaO <sub>2</sub> , MACCE (ischemia-driven revascularization, hospitalization for unstable angina), all repeat vascularization, composite of all events,	HR	8
32 33 34 35 36 37 38 39 40 ANANDAM ET AL	2018	United States	North America	548	Cohort	76.6 ± 17 months	65 ± 13	61	Age, sex, obesity, atrial fibrillation diagnosis, OSA severity, presence of typical LBBB, QRS complex duration >150 ms, BIV pacing >90%, CSA diagnosis	HR	9
35 36 37 38 39 40 ANANDAM ET AL	2013	South Korea	Asia	2,240	Cohort	61.4 months	-	-	Age, sex, body mass index, diabetes, hypertension, cardiovascular diseases, and previous history of stroke, treatment	HR	9
37 38 39 40 ANANDAM ET AL	2011	United States	North America	5,338	Cohort	7.5 years	-	-	age, gender, race/ethnicity, BMI, smoking, diabetes mellitus, total cholesterol, HDL, triglycerides, systolic BP, current alcohol use, benzodiazepine use, BP medications and statin use	HR	9
39 40 ANANDAM ET AL	2013	United States	North America	669	Cohort	79 months	-	-	Hypertension, current smoking, previous heart disease, CPAP-treated OSA, MAD-treated OSA, untreated OSA	HR	9

41  
42  
43  
44  
45  
46  
47

Page 21 of 26

Page 21 of 26

1 2 3 4 5 6 7 8 9 10 11 12 13 14 15 16 17 18 19 20 21 22 23 24 25 26 27 28 29 30 31 32 33 34 35 36 37 38 39 40 41 42 43 44 45 46 47	ALL FT 26	2008	Busse	Australia	380	Cohort	13.4 years	BMJ Open	Respiratory Research	Gender, age, mean arterial pressure, high density lipoprotein cholesterol, total cholesterol, diabetes, angina, smoking categories, body mass categories, sleep apnea	HR	9
1	CHOI ET AL	2017	South Korea	Asia	4,225	Cohort	18 years	48.6	70.8	Age, gender, BMI, hypertension, diabetes	HR	9
2	KOROSTOV	2011	Russia	Europe	234	Cohort	46.4 ± 14.3 months	52.1 ± 10.4	61.2	AHI 5-14.9 per hour, AHR 12-29.9 per house, AHI ≥30 per hour, sex, age, BMI, coronary heart disease, duration of hypertension, glucose metabolism impairment, family history, alcohol use, smoking, physical activity	OR	9
3	ET AL											
4												
5												
6	WANG ET AL	2007	Canada	North America	218	Cohort	2.9 ± 2.2 years	-	-	Untreated OSA, LVEF, NYHA functional class, age	HR	9
7												
8	YOUNG ET AL	2008	United States	North American	1,522	Cohort	18 years	48	55	Age, sex, hypertension (BP ≥ 140 systolic or ≥ 90 diastolic or use of antihypertensive medication), self-reported diagnosis of diabetes, coronary artery disease, cardiovascular disease, heart failure, myocardial infarction, cardiac surgery, stroke	HR	9
9												
10												
11												
12	MARTINEZ-GARCIA ET AL	2012	Spain	Europe	939	Cohort	69 months	-	-	OSA group, age, sex, type of sleep study, sleep clinic, BMI, diabetes mellitus, smoking habit, ESS, dyslipidemia, CVEs, AHT	HR	9
13												
14	MURAJÓ-MURRO ET AL	2013	Finland	Europe	405	Cohort	15 years and 7 months	-	-	Age, BMI, smoking	HR	9
15												
16	CHÔA ET AL	2015	Brazil	South America	67	Cohort	4.5 years	57.4 ± 7.5)	74.6	Age, male sex, waist circumference, statins, ACEI/ARB, LV ejection fraction, OSA	OR	9
17												
18												

Figure 1: Flow Diagram

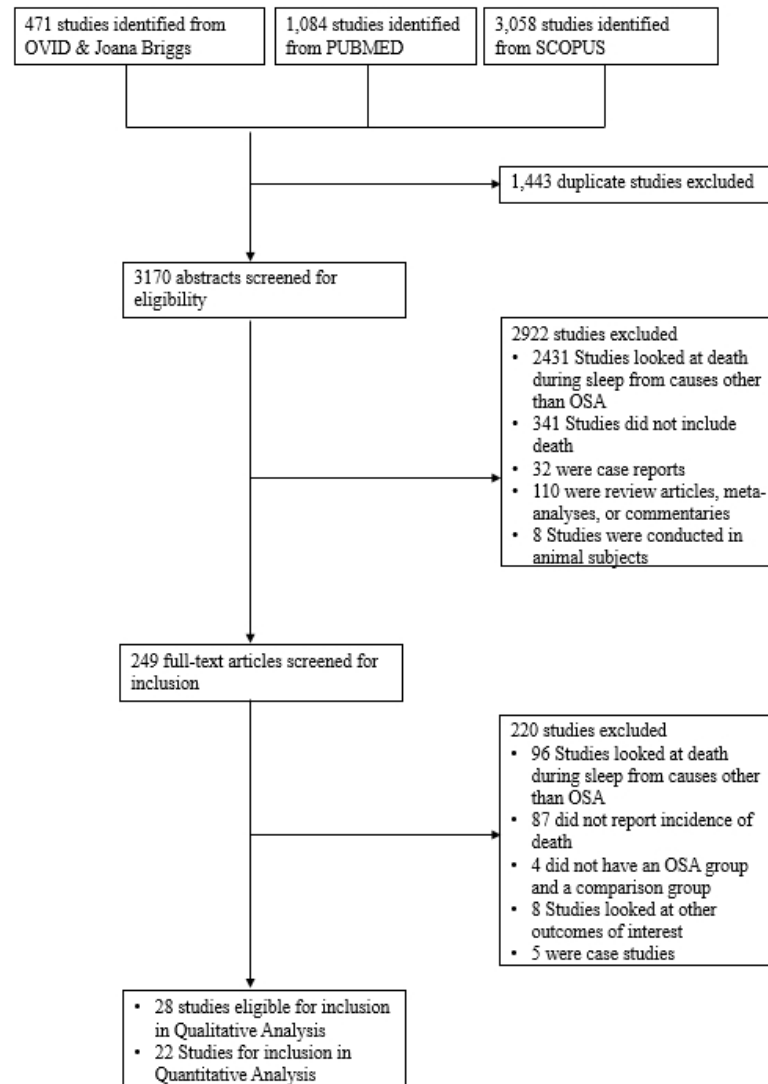


Figure 1: Flow Diagram displaying the studies of inclusion. Of 4,613 studies explored, 28 were deemed eligible for inclusion in the qualitative analysis, and 22 studies reporting on 42,032 individuals were included in the quantitative meta-analyses.



## 2. All Cause Mortality

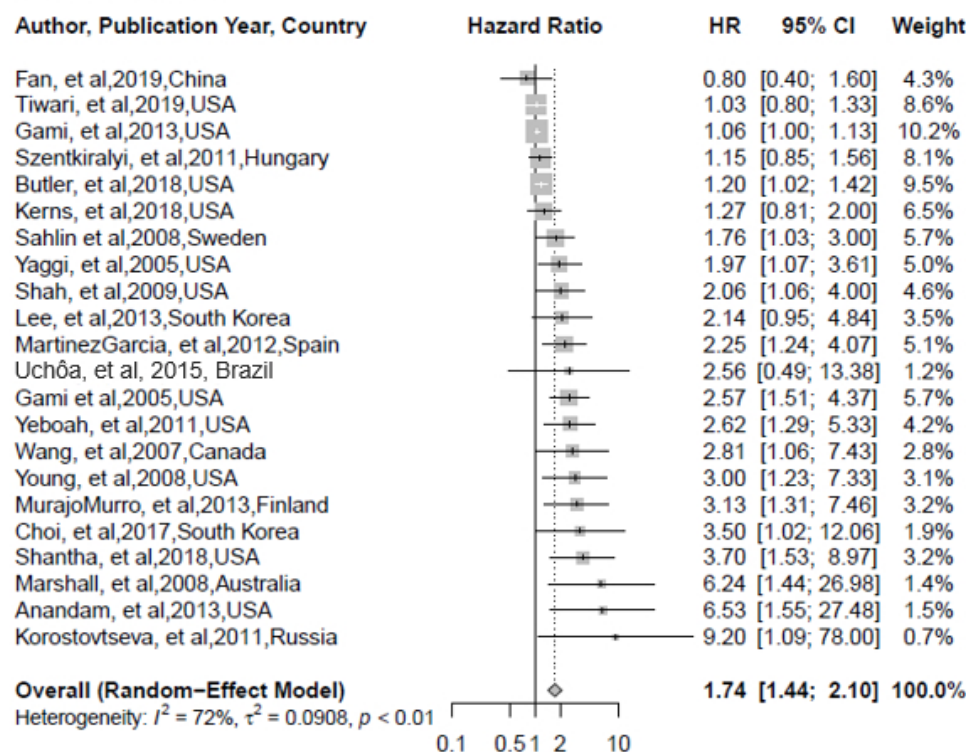


Figure 2: All cause mortality. Individuals with sleep apnea were 1.7 times as likely to die from all-cause mortality compared to those without sleep apnea (HR=1.74, 95%CI 1.44-2.10).



Figure 3. Sub-group analysis by continent

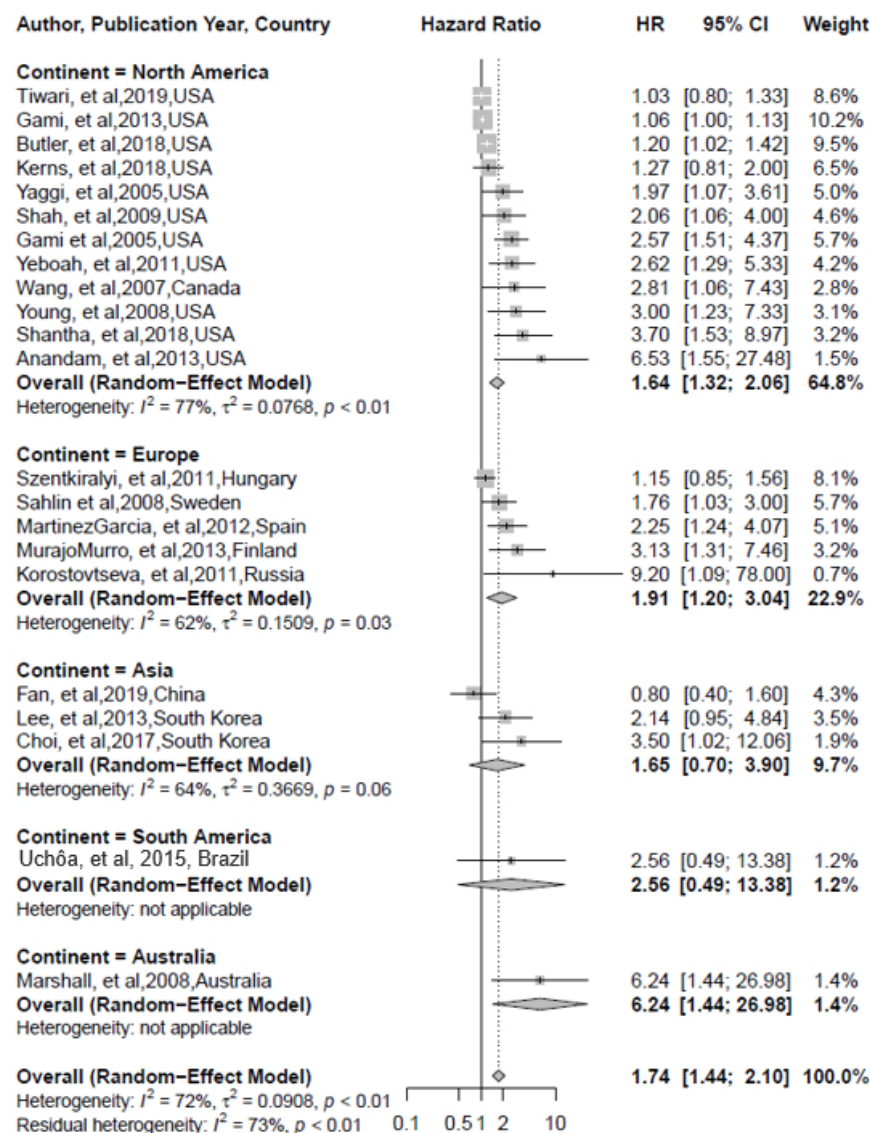


Figure 3: All cause mortality by continent. Although not statistically significant, individuals in Europe with sleep apnea had a higher incidence of mortality compared to those in North America. Australia and South America had the highest incidence of all-cause mortality from sleep apnea, although these continents urgently need more studies.

Figure 4. Cardiovascular Mortality

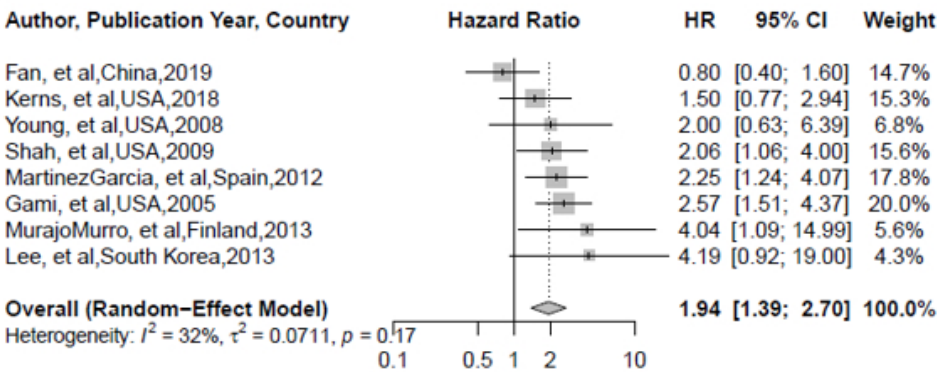
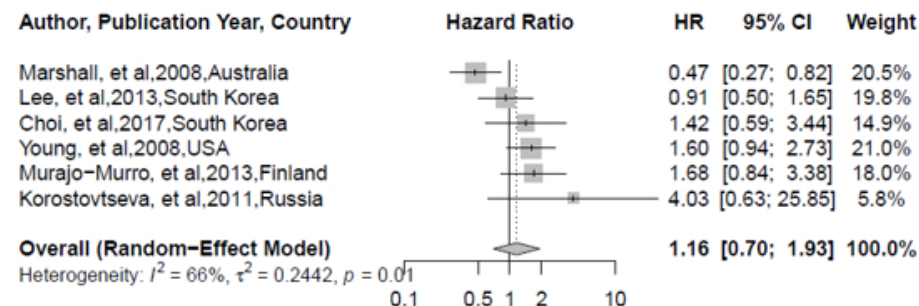


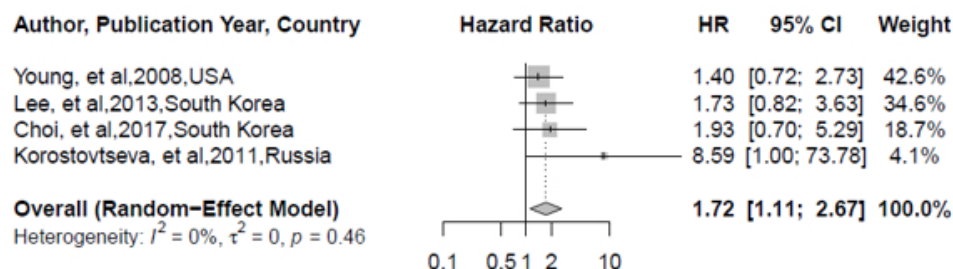
Figure 4: Cardiovascular Mortality. Individuals with sleep apnea were twice as likely to die from a cardiovascular related cause compared to those without sleep apnea (HR: 1.94, 95%CI 1.39-2.70).

Figure 5. Dose Response Effects of Sleep Apnea on All-Cause Mortality

A. Mild Sleep Apnea



B. Moderate Sleep Apnea



C. Severe Sleep Apnea

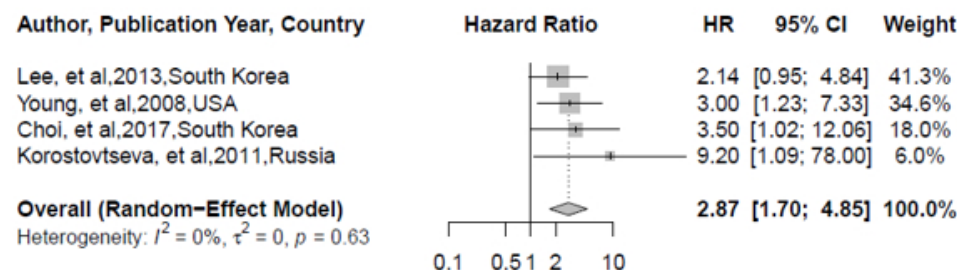


Figure 5: Dose response effects of sleep apnea on all-cause mortality. A. Mild sleep apnea was not associated with a significantly increased risk of mortality. B. Moderate sleep apnea increased the risk of mortality by 1.7 times (HR= 1.72, 95%CI 1.11-2.67). C. Severe Sleep apnea increased the risk of mortality by 2.9 times (HR=2.87, 95%CI 1.70-4.85).

Figure 6. Subgroup analysis high and moderate score

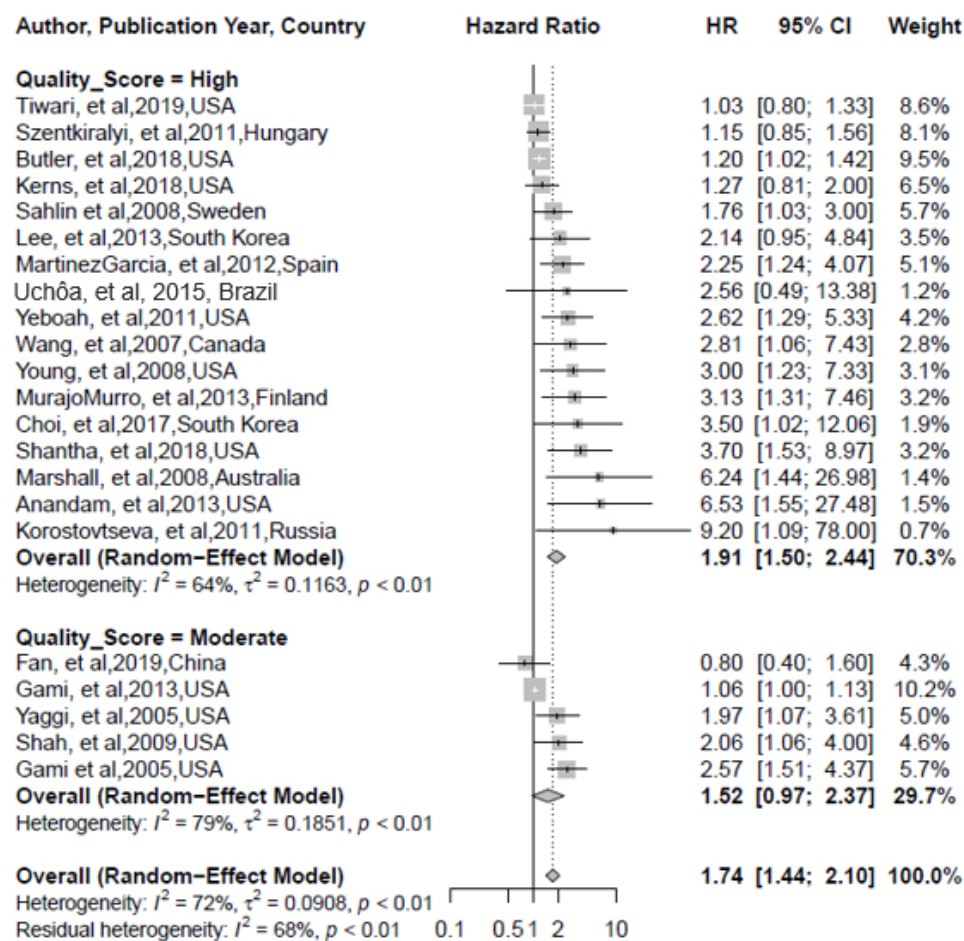


Figure 6: Subgroup analysis based on quality score of each paper. Although not statistically significant, publications with a higher quality scores, elicited a higher risk of mortality compared to those with a lower score.