

1

2

3

4 Using surgical wrapping material for the fabrication of 5 respirator masks

6

7

8 Johanna H Meijer^{1&*}, Joric Oude Vrielink^{2&}

9

10

11 ¹Department of Cell and Chemical Biology, Leiden University Medical Centre, Leiden, The
12 Netherlands

13

14 ²Department of Medical Technology, Leiden University Medical Centre, Leiden, The
15 Netherlands

16

17

18 *Corresponding author

19 E-mail: J.H.Meijer@LUMC.nl

20

21

22 & The authors contributed equally to this work.

NOTE: This preprint reports new research that has not been certified by peer review and should not be used to guide clinical practice.

1 Abstract

2
3 Given the current shortage of respirator masks and the resulting lack of personal
4 protective equipment for use by clinical staff, we examined bottom-up solutions that would
5 allow hospitals to fabricate respirator masks that: (i) meet requirements in terms of filtering
6 capacities, (ii) are easy to produce rapidly and locally, and (iii) can be constructed using
7 materials commonly available in hospitals worldwide. We found that Halyard H300 material
8 used for wrapping of surgical instruments and routinely available in hospitals, met these
9 criteria. Specifically, three layers of material achieved a filter efficiency of 94%, 99%, and
10 100% for 0.3 μm , 0.5 μm , and 3.0 μm particles, respectively; importantly, these values are
11 close to the efficiency provided by FFP2 and N95 masks. After re-sterilization up to 5 times,
12 the filter's efficiency remains sufficiently high for use as an FFP1 respirator mask. Finally,
13 using only one layer of the material satisfies the criteria for use as a 'surgical mask'. This
14 material can therefore be used to help protect hospital staff and other healthcare
15 professionals who require access to suitable masks but lack commercially available
16 solutions.
17

18 Introduction

19
20 The SARS-CoV-2 pandemic, which began in late 2019 and rapidly spread throughout
21 the world in early 2020, has led to a severe shortage of basic personal protective equipment
22 for people working in high-risk occupations, including hospitals and extended care homes.
23 Because SARS-CoV-2 can be transmitted via aerosolized droplets [1], the demand for high-
24 quality, well tested respirator masks has increased dramatically. In an attempt to help
25 provide access to personal protective equipment against SARS-CoV-2, particularly in
26 locations currently experiencing a shortage of masks [2], we investigated whether
27 sterilization wrapping material is suitability for use in the production of FFP2 masks. We
28 chose to use this material because of its filter properties, and its current availability in most
29 hospitals, and the near-global sales market. The wrapping material Halyard Quickcheck
30 H300 (manufactured by Owens & Minor) is commonly used to wrap surgical instruments for
31 sterilization with steam or ethylene oxide gas; after sterilization, the material provides a
32 sterile barrier against pathogens. Thus, the filter properties of this wrapping material are
33 similar to the materials used in respirator masks. Moreover, the surgical wrapping material
34 is composed of polypropylene, a material commonly used in air filters. Although sterilization
35 wrapping has previously been suggested as an alternative material for the local production
36 of respirator masks [3][4][5], it has not been tested.
37

38 A series of industrial standards are currently used to classify the filter efficiency of
39 respirators. The European Norm (EN) 149 standard [6] classifies respirators using FFP
40 (Filtering Facemask against Particles) values, while World Health Organisation (WHO)
41 guidelines require that healthcare workers—particularly those working under aerosol-
42 generating conditions—wear a mask that provides at least FFP2 protection or equivalent [7],
43 with FFP2 corresponding to a filter efficiency of at least 94%. Providing a filter efficiency of
44 at least 95%, similar standards are used for N95 and NK95 masks, corresponding to
45 regulation NIOSH 42 CFR 84 in the US and norm GB2626-2006 in China, respectively. For

46 respirator masks, the material's efficiency at filtering particles 0.3 μm in size is considered
47 the most relevant, as particles of this size are the extremely difficult to filter out [8].
48

49 In addition to the above-mentioned EN 149 norm, several commercially available
50 respirators are also classified using the EN 14683 standard [9]; the equivalent classification
51 in the US is the ASTM F2100 standard. This standard is specific to masks used for medical
52 purposes, primarily to protect patients from contamination, for example during surgery. In
53 light of the SARS-CoV-2 pandemic, the WHO now recommends the use of surgical masks by
54 patients who are potentially infected with the virus and hospital staff who work with these
55 patients [10]. As an alternative to surgical masks, FFP1 respirators have also been
56 suggested; however, although FFP1 respirator masks provide better particle protection than
57 surgical masks, they are less splash-resistant than surgical masks [12].
58

59 Here, we investigated whether Halyard wrapping material can be used to create masks in
60 order to help protect healthcare workers under various conditions. We used standardized
61 equipment to measure the transmission of various particle sizes, and we also measured
62 splash resistance. Finally, we used standard sterilization procedures in order to investigate
63 whether the material can be re-used while still providing sufficient protection. Moreover,
64 we developed a prototype for a complete, functional respirator mask, with the aim of
65 facilitating its rapid on-site fabrication. Importantly, we also identified additional materials
66 that allow for the production of high quantities of respirator masks using basic workshop
67 instruments and found that the masks can be produced in at the relatively rapid rate of
68 under 10 minutes per mask.
69

70 **Methods**

71

72 The filter properties of the surgical isolation and wrapping material Halyard
73 Quickcheck H300 (Owens & Minor, Inc.) was tested using a Solair 3100 particle counter
74 (Lighthouse Worldwide Solutions Benelux B.V.) as shown in Figure 1. The flow rate was set
75 at 1.0 CFM (cubic feet per minute)cfm, which is well above (4x) normal breathing, and the
76 filter efficiency of the material for 0.3 μm , 0.5 μm , and 3.0 μm particles was measured. The
77 filter efficiency (FE) for a given particle size was determined using the particles measured
78 after filtering (P_f) with a background measurement performed without the filter (P_{BG}), using
79 the following equation: $FE = (P_{BG} - P_f)/P_{BG}$.
80

81 In addition, the pressure differential was measured over the sample to provide a
82 measure of breathing resistance. The surface of the material through which the air passes is
83 a circle with 33 mm diameter; this surface area was used to normalize the measured
84 pressure to Pa/cm^2 . For comparison, we also measured the differential pressure of
85 commercially available FFP2 respirators and surgical masks.
86

87 Splash resistance was measured using a water column pressure test (Figure 1). In
88 brief, the water column is filled gradually, increasing the pressure at the sample, and the
89 height of water in the column withheld by the material sample is defined as the sample's
90 splash resistance.

91
92 **Figure 1. Schematic diagrams depicting the tests used to measure filter efficiency (top left), splash resistance**
93 **(top right), and breathability of the materials examined in this study.**
94

95 We tested 1, 2, and 3 layers of Halyard Quick Check H300 material and performed
96 each measurement four times. All tests were then repeated following each subsequent
97 round of steam sterilization (5 min at 121 degrees Celsius under 2.0 atm of pressure). In
98 addition, these tests were repeated with the material reversed and after the mask was worn
99 for 20 min. Finally, three commercially available masks were tested as a control and for
100 comparison with the custom-made masks: (1) Surgical Mask, Henan Gore Medical
101 Instruments Co. Ltd (2) Disposable FFP2 mask, (3) 3820 FFP2 NR D, 3M.
102

103 This study did not involve any human subjects, and therefore was exempt from
104 ethical approval. The data from the Particle Counter was downloaded and stored into a .xlsx
105 worksheet. The data of the differential pressure test and the water column test was
106 manually inserted in separate .xlsx files. The data analyses was performed using Microsoft
107 Excel, including the independent t-tests required for statistical analysis.
108

109 **Results**

110
111 Figure 2 shows the results obtained using various configurations of wrapping
112 material. Three layers of non-sterilized wrapping material provided mean (\pm SD) filter
113 efficiency values of $93.84\pm 0.37\%$, $99.45\pm 0.08\%$, and $99.99\pm 0.01\%$ for $0.3\ \mu\text{m}$, $0.5\ \mu\text{m}$, and
114 $3.0\ \mu\text{m}$ particles, respectively, satisfying the criterion for an FFP2 respirator mask (summary
115 results are provided in Table 1, and the complete results are provided in the Supplemental
116 Data). Two layers resulted in $87.68\pm 0.43\%$, $98.28\pm 0.10\%$, and $99.98\pm 0.00\%$, respectively,
117 was satisfies the criteria for an FFP1 respirator mask. Importantly, the triple-layer material's
118 efficiency at filtering $0.5\ \mu\text{m}$ and $3.0\ \mu\text{m}$ particles remained above the FFP2 standards even
119 after five rounds of sterilization cycles; however, the filter efficiency for $0.3\ \mu\text{m}$ particles
120 decreased below the requirements for an FFP2 mask, but was still sufficient for use as
121 FFP1 mask.
122

123 **Figure 2. Summary of the filter efficiency of the indicated materials, including five rounds of sterilization at**
124 **121 degrees Celsius for the triple-layer material. For comparison, we also included a surgical mask and two**
125 **types of FFP2 mask.**
126

127 Table 1 shows the filtering efficiencies for the wrapping material. Based on the tests
128 with the double layer material it is shown that the filter efficiency did not significantly
129 change when reversing the material or after wearing the respirator mask for 20 min ($p =$
130 0.057 for $0.3\ \mu\text{m}$ particle size). After sterilization of the wrapping material the filter efficiency
131 at the $0.3\ \mu\text{m}$ decreased significantly after 1 round of sterilization for single, double and
132 triple layers of materials ($p = 0.019$, $p = 0.004$ and $p = 0.000$, respectively). The filter
133 efficiency for $3.0\ \mu\text{m}$ particles in triple layer material significantly changed after 4
134 sterilization cycles ($p = 0.049$).
135

136 **Table 1. Summary of the filter efficiency of the Quickcheck H300 material and commercially available masks,**
137 **for the indicated particle sizes.**
138

Halyard Quickcheck H300	0,3 μm	0,5 μm	3,0 μm
White layer only*	62.57±2.44%	80.30±2.43%	96.17±0.39%
Blue layer only*	62.84±0.79%	79.52±0.81%	96.44±0.39%
Single Layer	70.08±0.48%	89.68±0.70%	99.74±0.13%
Single Layer, 1x Sterilized	66.37±0.31%	87.19±0.07%	99.57±0.23%
Double Layer	87.68±0.43%	98.28±0.10%	99.98±0.00%
Double Layer, reversed	88.78±0.72%	98.35±0.22%	99.99±0.01%
Double Layer, after 20 min use	90.93±0.05%	99.07±0.00%	100.00±0.00%
Double Layer, 1x sterilized	80.39±0.33%	95.79±0.17%	99.99±0.01%
Triple Layer	93.84±0.37%	99.45±0.08%	99.99±0.01%
Triple Layer, 1x sterilized	85.11±2.49%	98.44±0.28%	99.97±0.03%
Triple Layer, 2x sterilized	87.52±1.25%	99.38±0.12%	99.96±0.02%
Triple Layer, 3x sterilized	82.58±0.87%	98.87±0.12%	99.97±0.03%
Triple Layer, 4x sterilized	85.81±0.47%	99.23±0.05%	99.94±0.03%
Triple Layer, 5x sterilized	83.48±0.96%	99.00±0.11%	99.97±0.02%

Commercially available masks and respirators

Surgical Mask	54.52±2.77%	88.61±1.13%	98.92±0.64%
Disposable Face Mask FFP2	94.08±0.42%	99.57±0.04%	100.00±0.00%
3M 8320 FFP2 NR D Respirator	97.44±1.33%	99.75±0.12%	99.94±0.08%

* Note that each layer of this material comes as a composite of a blue and white sheet.

139

140

141

142

143

144

145

146

147

148

149

150

151

152

153

154

155

156

157

158

159

160

161

162

As shown in Figure 3 (supplementary data in S2 Data), the pressure differential across the wrapping material, which provides an approximation of the material's breathability, increases with each additional layer). No significant difference in pressure differential was observed after the sterilization ($p_1 = 0.099$, $p_2 = 0.540$, $p_3 = 0.327$, $p_4 = 0.961$, $p_5 = 0.577$ for the 1-5 sterilization cycles compared to unsterilized material, respectively).

Figure 3. The differential pressure over the different layers of materials, including after different rounds of sterilization. As a comparison the differential pressure is compared to commercially available surgical masks and disposable FFP2 respirators.

Figure 4 summarizes the results of the water column test, which provides an approximate measure of the materials' splash resistance (Supplementary data in S3 Data). With two and three layers of wrapping material, the mean column pressure was 92 and 105 cm H₂O, respectively; similar results were obtained when the material was reversed.

Figure 4. Summary of the results of the water column test.

A single layer of non-sterilized wrapping material provided similar or better results compared to a surgical mask in terms of filter efficiency ($p = 0.001$), and splash resistance ($p = 0.002$). On the other hand, the breathability of the surgical mask was better than the wrapping material ($p = 0.000$, one-tailed independent t-test).

163 As a comparison Halyard Quickcheck H500, which is used for wrapping heavier
164 instrumentation, was tested (supplementary S4 data). The material shows improved splash
165 resistance and filter efficiencies, also for 0.3 μm , however, the material has considerable
166 higher breathing resistance than the H300 material.
167

168 Discussion

169
170 Here, we report that the Halyard Quickcheck H300 surgical wrapping material, which
171 is commonly available in most hospitals for use in sterilizing surgical instruments, provides
172 high filtration efficiency for all three particle sizes measured. Specifically, three layers of the
173 material filtered approximately 94% of 0.3 μm particles, which is similar to the requirements
174 established for N95 (95%) and FFP2 (94%) respirator masks [13][14]. In addition, the three-
175 layer provided a filter efficiency of 99.5% and 100% for 0.5 and 3.0 μm particles,
176 respectively. Moreover, we found that the wrapping material provides high splash
177 resistance; although this is not a requirement for respirator masks, this property helps
178 protect against transmission due to coughing and sneezing. After several sterilization
179 rounds, the masks were suitable for use as FFP1 respirators.
180

181 In addition, we found that a single layer of wrapping material is suitable for use as a
182 high-quality alternative for splash resistant surgical mask. Of note, our testing method
183 differed from the method recommended by EN 14683; specifically, we did not test bacterial
184 pathogens. The filter efficiency of surgical masks is determined specifically based on the
185 ability to filter the *Staphylococcus aureus* bacterium, which has a diameter of 0.5-1.5 μm
186 [12][15]. Although we measured particles, rather than bacteria, we found that even a single
187 layer of H300 provides higher filter efficiencies and splash resistance.
188

189 The precise particle size that is most critical in the transmission of SARS-CoV-2 is
190 currently under debate and subject to change as new information becomes available. The
191 current prevailing view is that somewhat larger-diameter aerosols play a major role in the
192 virus' transmission but that also small aerosols or particles can carry the virus over long
193 distances [16]. These aerosols can reach the ACE-2 receptor proteins abundantly expressed
194 in the upper respiratory tract [17][18], and coughing and sneezing are believed to be one of
195 the major routes of transmission [19]. In this respect, the high splash resistance of H300
196 material seems particularly important, and although this property is not an official
197 requirement of N95 and FFP masks, we believe that this will support its protective function.
198

199 The breathability of the H300 material decreased with each layer added. We found
200 that three layers of material have high breathing resistance, above the maximum standard
201 for surgical masks, which is provided as a measure per surface area. Notably, breathability
202 for N95 or FFP2 respirator masks is not specified for the material but for the entire mask,
203 making it dependent on the design and surface area.
204

205 We constructed a complete respiratory mask in order to facilitate in-house
206 production. We identified a basic set of conventional materials (aluminum, neoprene
207 rubber, and elastic material) with suitable specifications (see Figure 5), recognizing that
208 many other designs will also work [3][4][5]. Most hospitals—even in rural areas—have a
209 basic workshop. The only key requirement for our design is a machine to cut aluminum and

210 elastic strips out of larger sheets. The model that we propose is relatively easy to make, and
211 we intentionally designed the mask so that the wearer can breathe through the entire
212 surface of the mask, increasing breathability and thereby comfort.

213
214 **Figure 5. A possible design for fabricating a respirator mask with the sterile isolation material. (A) The layers**
215 **of the Halyard sterile isolation material are attached by a stitch line on both longitudinal lengths of the**
216 **sheets. The sheet is folded to provide alignment with the face, and thereby ensure the respirator mask has**
217 **an adequate fit when worn. The elastics (Resistance Band, Matchu Sport BV) is laser-cut to a width of 13/32**
218 **inch (10mm), and a length of 7 7/8 inch (200mm) and attached at the inside of the respirator mask. A single**
219 **stitch line at the bottom ensures that the surface of the respirator mask stays separated from the mouth**
220 **and allows to adjust the size of the respirator mask for -and by- anybody. (B) For the nose clip a 0.5mm thick**
221 **aluminum strips (Al 99.5%, 1050A) is used, cut to a length of 3 1/2 inch (90mm) and a width of 5/32 inch**
222 **(4mm). A neoprene strip with adhesive is used to hold the noseclip in place, and adhered to the inner-top**
223 **side of the respirator mask. The fit of the mask was tested using an FT-30 Fit Test from 3M.**

224
225 In other studies, the suitability of alternative materials for use as respirator masks
226 has been investigated. For instance, a regular tea cloth provides some protection, but
227 remains a factor 50 below the FFP2 requirements [20]. A recent study analyzed the filtering
228 efficiencies of various conventional fabrics to assess possible materials for the SARS-CoV-2
229 pandemic [21]. The results from this study contributed to understand the efficiencies for
230 alternative materials for home-made masks and showed that widely available materials
231 such as cotton and chiffon displayed filtering efficiencies above 95%, for larger, but not for
232 smaller particles. Our study was specifically aimed to allow for solutions in hospitals and
233 other critical environments and provide a solution in case of a limited supply of high quality
234 protective respirator masks.

235

236 **Acknowledgements**

237 The authors would like to thank the Development Department of the LUMC, Huybert
238 van der Stadt (for photography), and André van der Zee (for assistance on measurements).
239 We thank G.D. Block (UCLA), J.S. Takahashi (Southwestern University), and G.A. Fitzgerald
240 (University of Pennsylvania) for providing general comments regarding the paper. We are
241 particularly grateful to Nuri Cano (tailor) for pointing us in the right direction, and without
242 whom this work had not been undertaken.

243

244 **References**

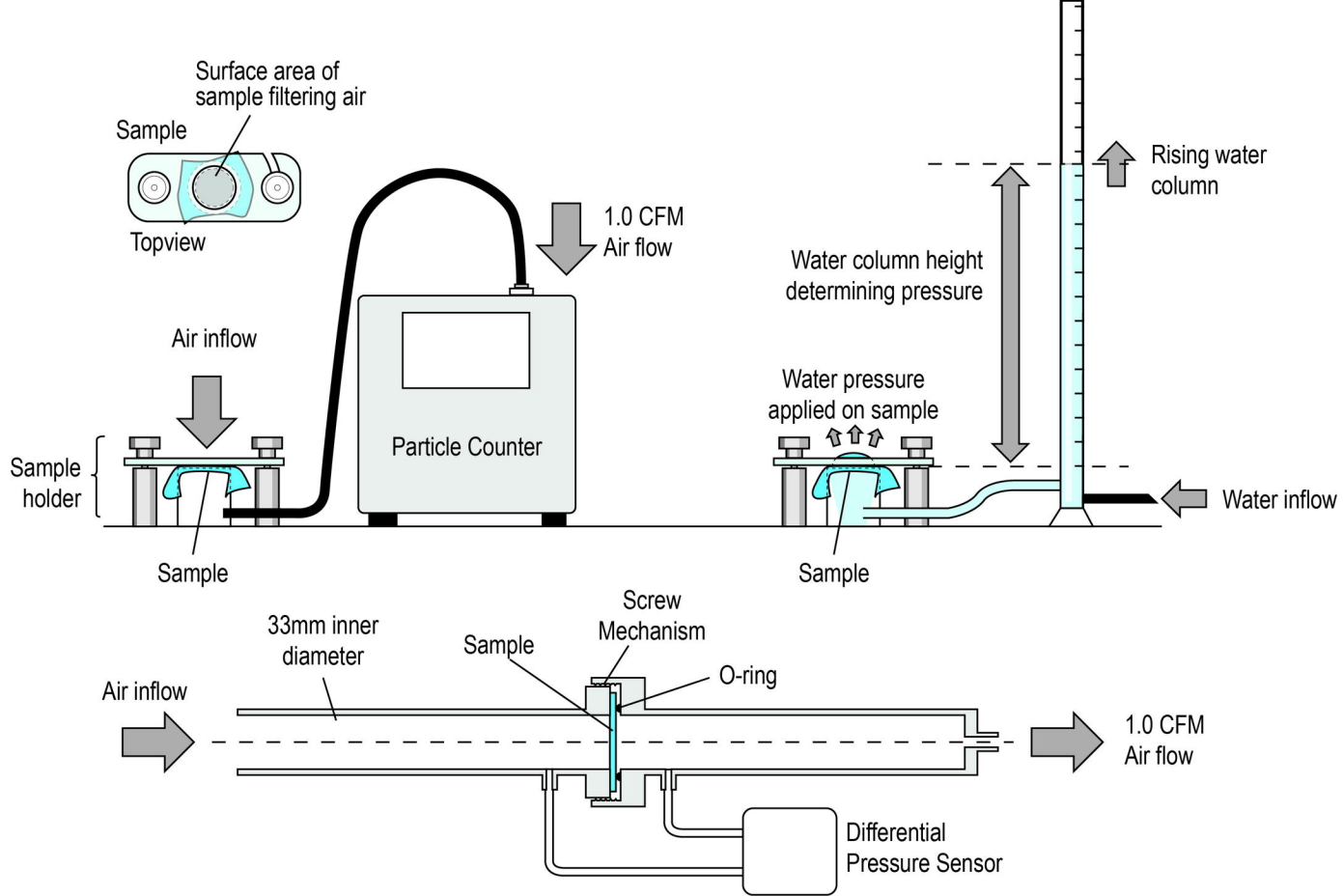
245

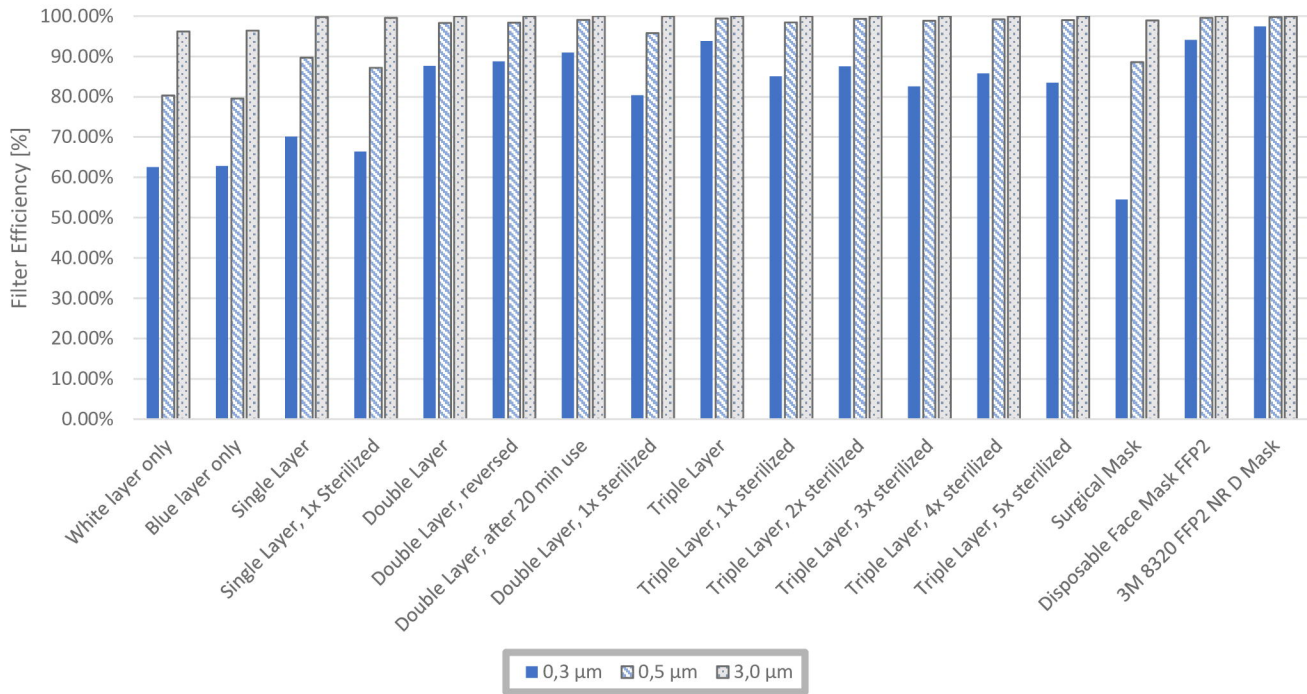
- [1] Morawska, L., & Cao, J. (2020). Airborne transmission of SARS-CoV-2: The world should face the reality. *Environment International*, 105730.
- [2] Centers for Disease Control and Prevention. Strategies for Optimizing the Supply of Facemasks. <https://www.cdc.gov/coronavirus/2019-ncov/hcp/ppe-strategy/face-masks.html>. Published March 17, 2020. Accessed April 4, 2020.
- [3] West Virginia University. WVU engineers, designers partner to test material for surgical masks. <https://wvutoday.wvu.edu/stories/2020/04/17/wvu-engineers-designers-partner-to-test-materials-for-surgical-masks>. Published April 17, 2020. Accessed May 28, 2020.

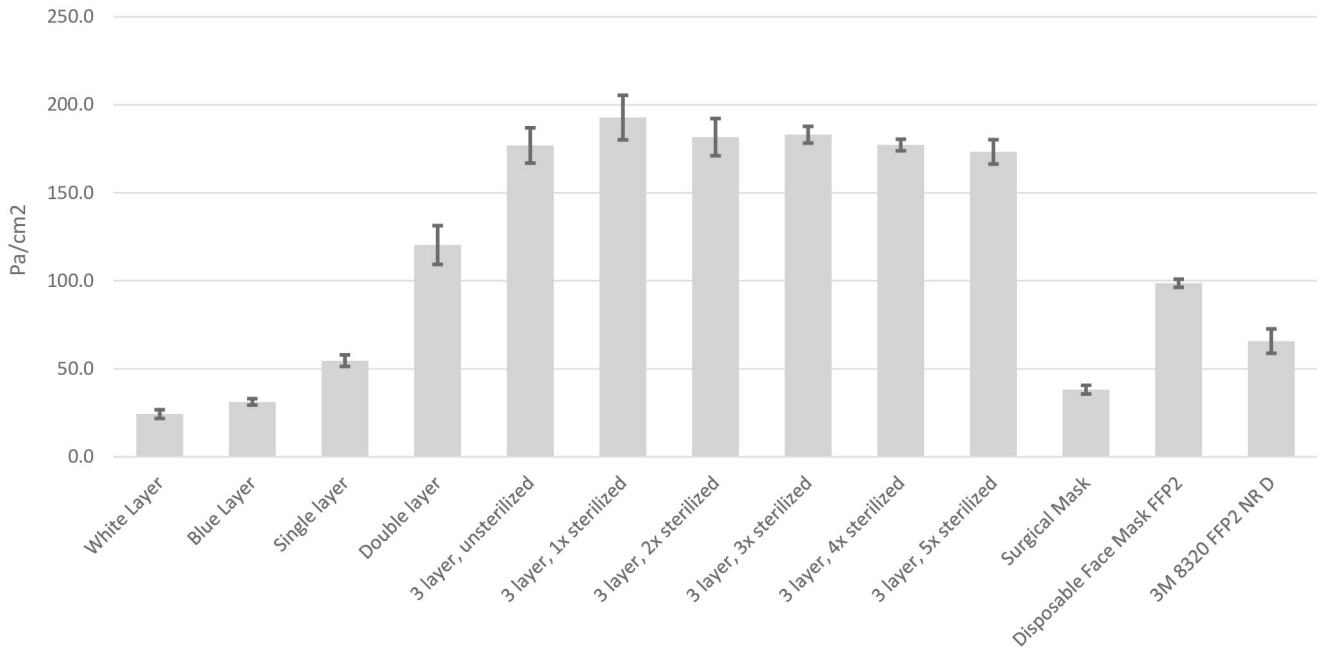
- [4] Medium. A simple method for making surgical masks from operating room sterilization wrap. <https://medium.com/@GundleMD/a-simple-method-for-making-surgical-masks-from-operating-room-sterilization-wrap-6aaaf5e6b041>. Published March 23, 2020. Accessed May 28, 2020
- [5] University of Florida, Department of Anesthesiology. Mask Alternative. <https://anest.ufl.edu/clinical-divisions/mask-alternative/>. Published April 14, 2020. Accessed 28 May, 2020.
- [6] European Standard EN 149+A1:2009. Respiratory protective devices - Filtering half masks to protect against particles - Requirements, testing, marking. May 2009.
- [7] World Health Organization. "Infection prevention and control during health care when novel coronavirus (nCoV) infection is suspected Interim guidance, 19 March 2020." (2020).
- [8] Centers for Disease Control and Prevention. N95 Respirators and Surgical Masks. <https://blogs.cdc.gov/niosh-science-blog/2009/10/14/n95/>. Published October 14, 2009. Accessed April 4, 2020.
- [9] European Standard EN 14683:2019. Medical face masks – Requirements and test methods. August 2019.
- [10] World Health Organization. Advice on the use of masks in the context of COVID-19: interim guidance, 6 April 2020. No. WHO/2019-nCov/IPC_Masks/2020.3. World Health Organization, 2020.
- [12] World Health Organization. Rational use of personal protective equipment for coronavirus disease (COVID-19) and considerations during severe shortages: interim guidance, 6 April 2020. No. WHO/2019-nCov/IPC_PPE_use/2020.3. World Health Organization, 2020.
- [13] Centers for Disease Control and Prevention. 42 CFR Part 84 Respiratory Protective Devices. <https://www.cdc.gov/niosh/npptl/topics/respirators/pt84abs2.html>. Published March 4, 1997. Accessed April 4, 2020.
- [14] European Standard EN 149+A1:2009. Respiratory protective devices - Filtering half masks to protect against particles - Requirements, testing, marking. May 2009.
- [15] Harris, Llinos G., S. J. Foster, and Robert G. Richards. "An introduction to Staphylococcus aureus, and techniques for identifying and quantifying S. aureus adhesins in relation to adhesion to biomaterials: review." *Eur Cell Mater* 4.3 (2002): 39-60.
- [16] Prather, Kimberly A., et al. "Reducing transmission of SARS-CoV-2" *Science* (2020)
- [17] Lan, Jun, et al. "Structure of the SARS-CoV-2 spike receptor-binding domain bound to the ACE2 receptor." *Nature* (2020): 1-6.
- [18] Walls, Alexandra C., et al. "Structure, function, and antigenicity of the SARS-CoV-2 spike glycoprotein." *Cell* (2020).
- [19] Morawska, Lidia, and Junji Cao. "Airborne transmission of SARS-CoV-2: The world should face the reality." *Environment International* (2020): 105730.

- [20] van der Sande, Marianne, Peter Teunis, and Rob Sabel. "Professional and home-made face masks reduce exposure to respiratory infections among the general population." *PLoS One* 3.7 (2008).
- [21] Konda, Abhiteja, et al. "Aerosol filtration efficiency of common fabrics used in respiratory cloth masks." *ACS nano* (2020).

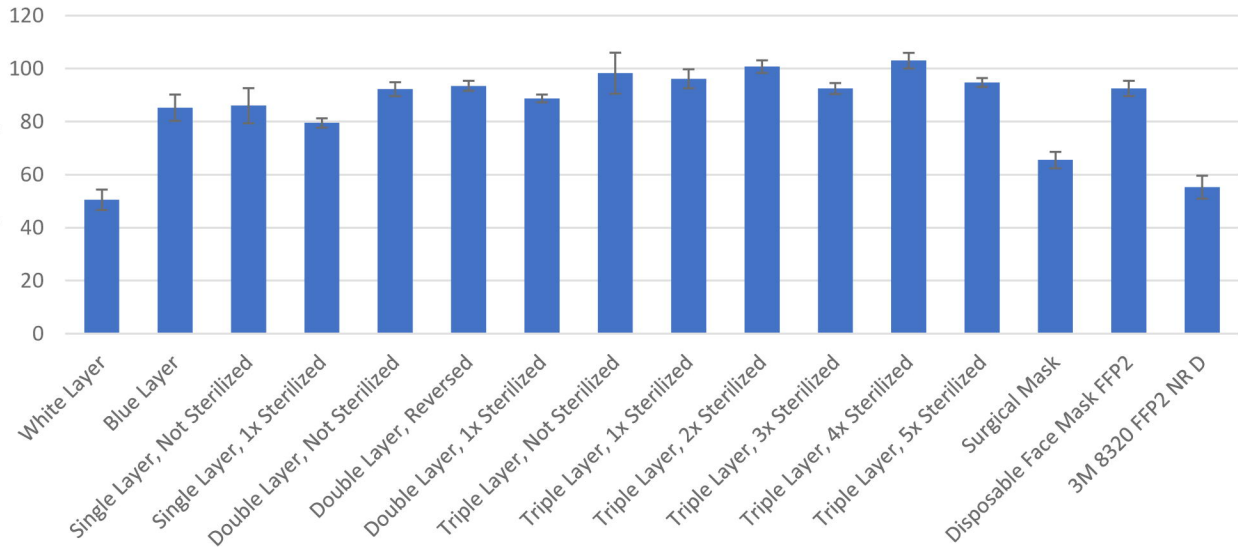
246

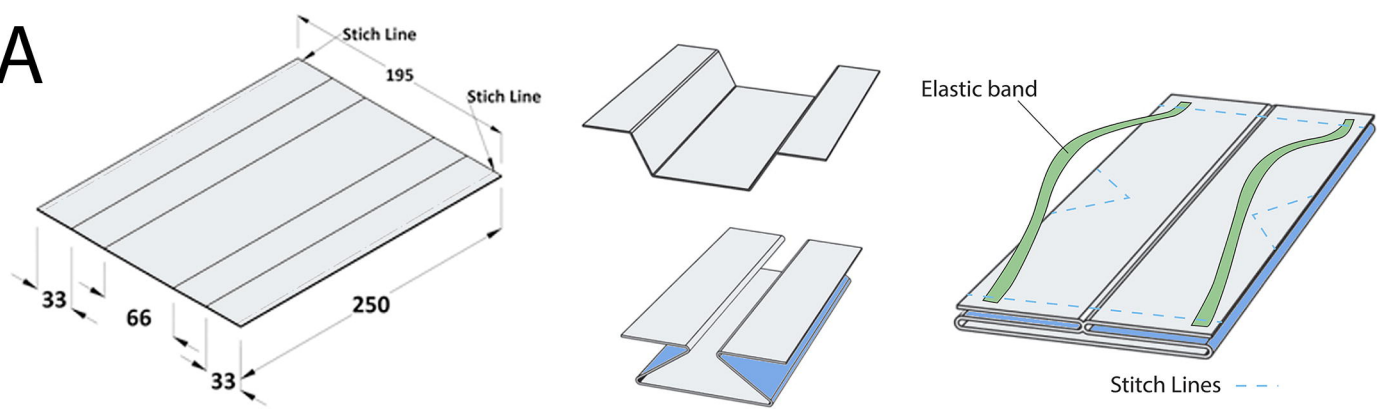






Water column pressure
[cm H₂O]



A**B**