

1 **Recent update on COVID-19 in India: Is locking down the country enough?**

2 *Jitender Singh Virk, B.Tech¹, Syed Azmal Ali, MSc^{2*}, Gurjeet Kaur, MSc^{3*}*

3

4 *¹Department of Computer Science and Engineering, Indian Institute of Technology, IIT Ropar,*
5 *Punjab, 14001, India*

6 *²Proteomics and Cell Biology Lab, Animal Biotechnology Center, ICAR-National Dairy*
7 *Research Institute, (NDRI), Karnal, 132001, Haryana, India*

8 *³Centre for Healthy Brain Ageing, School of Psychiatry, University of New South Wales, Sydney,*
9 *(UNSW) NSW, 2052, Australia*

10

11 ***Corresponding Authors**

12 **Gurjeet Kaur, MSc**

13 Centre for Healthy Brain Ageing, School of Psychiatry, University of New South Wales,
14 Sydney, NSW, 2052, Australia

15 Contact Number: +61-467190711

16 E-mail: gurivirk30.gk@gmail.com

17

18 **Syed Azmal Ali, MSc**

19 Proteomics and Cell Biology Lab, Animal Biotechnology Center, ICAR-National Dairy
20 Research Institute, Karnal, 132001, Haryana, India

21 Contact Number: +91-8708591790

22 Email: alisyedazmal@gmail.com

23

24 **Abstract**

25 India is the second-largest population in the world, and developing nation, it is not well equipped
26 as compared to other developed countries like China, USA, Italy, Germany. Hitherto, in the
27 scenario of the global pandemic, SARS-CoV-2 affected a hundred thousand people in 202
28 countries and territories, which could impart a devastating impact on the Indian population. In
29 the absence of vaccines, the only way to respond against this critical condition is by practicing
30 large-scale social distancing. Interestingly, China diminishes COVID-19 cases by forcefully
31 applying strict restrictions to isolate even mild symptomatic individuals; local authorities went
32 door to door for testing, increases the hospital facilities, including ventilators. Likewise, India
33 also took a very bold decision to lock down the whole country for 21 days, starting from 24
34 March 2020 after detecting 571 positive COVID-19 confirmed cases. However, till 1 April 2020,
35 SARS-CoV-2 positive cases were growing exponentially, which raises the concerns if the
36 number of reported and actual cases are similar. Our analysis suggests that there is an urgent
37 need to take action to extend the period of lockdown and allocate enough resources, including
38 personnel, beds, and intensive care facilities, to manage the situation in the next few days and
39 weeks. Otherwise, the outbreak in India can reach the level of the USA or Italy or could be worse
40 than these countries within a few days or weeks, given the size of the population and lack of
41 resources.

42

43 **Keywords:** COVID-19, SARS Virus, India, Pandemics, Critical Care, Forecast

44

45 **Introduction**

46 Ever since the outbreak of COVID-19, which was initially announced from China's Wuhan city
47 in December 2019 (1). The SARS-CoV-2 virus has affected more than 1,016,401 people in 202
48 countries and territories accounts for a total of 53,160 deaths worldwide, according to the Center
49 for Systems Science and Engineering (CSSE) at Johns Hopkins University (JHU) and World
50 Health Organization (WHO) (2,3). Therefore, a harmonized global response is desperately
51 needed to prepare health care systems to coincide with this unprecedented challenge.
52 Unfortunately, several countries like China, Italy, Iran, USA, Germany, Spain have been exposed
53 to this disease drastically and passing critical lessons to contain the virus in the early stages to
54 other countries. On April 2, India reported 2,586 confirmed COVID-19 cases followed by 73
55 deaths according to the <http://gis.ndma.gov.in/arcgis/apps/sites/#/data> and
56 <https://www.covid19india.org/> (4, 5). The number of confirmed cases seems less compared to
57 other countries. However, taking into account the 1.3 billion population of India, it was
58 necessary to take strict and essential measures as soon as possible. Within days of the epidemic,
59 the Indian government ordered schools closure, religious events with large gatherings were either
60 canceled or postponed. The local authorities encouraged residents to minimize the travel, avoid
61 crowded places, and promoted physical distancing, travel restrictions imposed between states
62 and cities, undoubtedly played a significant role in reducing the exposure and delayed the onset
63 of the outbreak in several towns and villages in India.

64

65 In case, if COVID-19 spreads with the speed of Italy, Spain, China or the USA, it will become
66 impossible to contain the disease without the discovery of vaccines, which will take at least 18
67 months from March 2020 according to the WHO report (6). The US has surpassed the position
68 and recorded maximum cases of 216,721, including 5,137 deaths. Till 2 April 2020, Italy has

69 endorsed 110,574 COVID-19 cases started with three cases in the first half of February, followed
70 by 13,155 deaths to date according to <https://coronavirus.jhu.edu/map.html> (2). The primary
71 reasons for the maximum death toll in Italy or other European countries like Spain are because of
72 the slow response to the outbreak, delayed decisions on travel ban, and locking down the
73 country. Italy is the second-largest country with the oldest population in the world, lack of
74 testing kits, lack of social distancing practice due to the family cultures. However, China's
75 Wuhan region was locked down since mid-January from the rest of the world, and they have not
76 reported any new positive cases for many days. Interestingly, it seems like strict lockdowns
77 appear to have an extraordinary impact on controlling the disease (7).

78
79 At the instant, our national health system's potential to adequately react to the requirements of
80 those who are already infected and demand serious attention. India needs to speed up the
81 diagnosis procedure because until 31 March 2020, by officials Indian Council of Medical
82 Research (ICMR), only 42,788 individuals were tested for COVID-19, which is relatively a
83 minimal number compared to the total population of India. The capacity to perform tests on 1.3
84 billion people is still a question. Alternatively, the only way to minimize unnecessary deaths is to
85 extend the period of country lockdown for the next few weeks. Studies reported on 1918–19
86 pandemic suggest that holds and delays in proposing social distancing actions are associated with
87 excess fatality (8, 9). Another major issue in India is more than half of the population lives on
88 daily wages who require the basic need of living that includes food and shelter. Extending the
89 lockdown period will have a significant impact on such vulnerable populations in the country.
90 We suggest the Indian government consider fulfilling basic requirements that include food and

91 shelter. Our analysis verifies the necessity and demand for continued reinforcement of mitigatory
92 social and group distancing.

93

94 **Forecasting**

95 We provide the platform to our political leaders and the government for preparation through
96 forecasting the situation that could happen in upcoming days. It will help them to make adequate
97 measures plus create the appropriate facility accordingly for the COVID-19 infected people.
98 According to our study and the available data, while China's new cases follow an almost flat
99 curve, other countries such as India, US, Italy, Spain, and Germany still have exponential
100 growth. Particularly to point India's exponential growth followed by Spain and Germany is much
101 worse than Italy besides the number of total cases because of the steep slope of growth rate
102 (Figure 1).

103 On the other hand, the US is inferior. We kept the frequency of all countries scaled to [0, 1]
104 range only for the trend comparison. As the Indian COVID-19 cases are in exponential growth
105 rate, it is expected that a magnitude of the number of infected cases is coming in the future.

106

107 On 1 April, the total number of tested individuals was 47951, in which 1637 are positive cases,
108 which is about 3.5% of the total tested individuals according to the crowdsourced patient
109 database (5). This rate is increasing with new test results coming day by day. Figure 2 depicts the
110 moving average percentage, with a span of 7 days, of total positive cases.

111

112 The central government of India took the lockdown decision is the crucial step; however, it is
113 hard to say that the lockdown of 21 days is enough. As mentioned above, SARS-CoV-2 infection

114 takes around 2-14 days to show its symptoms, and the cases are increasing with new tests on
115 individuals. It raises the concern that how many days these numbers will go up and what quantity
116 of arrangement is required for upcoming days.

117
118 Based on the given crowdsourced patient database from 31 January, it is possible to estimate the
119 outcomes of future days and weeks. To predict when the exponential growth will become linear
120 and then flat, we use the growth factor of new cases per day. The *growth factor* = $\frac{\Delta N_t}{\Delta N_{t-1}}$;
121 where N_t is the number of total positive cases on t day and N_{t-1} is the number of total cases on
122 the previous day. In simple terms, it is the ratio of new cases on t day and new cases of the
123 previous day. Figure 3 (left) depicts the moving average growth factor of recent days with a span
124 of 7 days. Figure 3 (Right) illustrates the predicted growth factor with a standard deviation of
125 0.3443 for the upcoming days. When the growth factor becomes 1.0, we can say that the rate is
126 no longer exponential. It is also known as the Inflection point. The estimated time to reach the
127 inflection point is between 15-20 April. At that time, the estimated number of total positive cases
128 will be over 12500, if lockdown remains continue.

129
130 Once the inflection point is obtained, the further curve will follow the logistic curve, as shown in
131 Figure 4. After this point, the number of infected cases will still increase, but the rate will no
132 longer be exponential. Eventually, it will become flat then decrease. But, these results
133 correspond to the lockdown. As suggested by Singh and Adhikari (10), the lockdown must
134 extend further to 13-15 May. As a result, our predictions are in support of the same. After 49
135 days, the estimated number of positive cases will be over 20000. If the lockdown continues till
136 13-15 May, the estimated number of new cases will be less than 100.

137

138 We use Lasso Regression with $\alpha = 0.12$ and Polynomial features of degree 2 to predict the
139 growth factor, Figure 3 (Right), by fitting the moving average values of given data of recent
140 days. The Logistic

141 A curve in Figure 4 is predicted using the Prophet Python module provided by Facebook. The
142 growth is set to logistic, and carrying capacity is 20000, which is the estimated maximum
143 confirmed cases till 15 May. These maximum cases are calculated using the predicted growth
144 rate and the formula given later in this section to compute new cases per day.

145

146 Given all the information above, it is also possible to estimate the number of cases on the next
147 day. This estimate is valuable to prepare our National Health systems and government for the
148 expected catastrophe. These numbers of expected confirmed cases can aid the Indian intensive
149 care facilities and hospitals to be ready ahead of time. The formula to estimate the minimum and
150 maximum number of new cases on a day is

$$\min N_t = (G_{t-1} - std) \times N_{t-1}$$

$$\max N_t = (G_{t-1} + std) \times N_{t-1}$$

151 G is the growth factor, std is 0.3443 (computed earlier), and N_{t-1} is the number of cases on $t-1$
152 day.

153

154 **Discussion:**

155 Extraordinary measures required to handle challenging circumstances. Severely affected
156 countries have passed an important message to take early strict actions than dealing with
157 consequences once the SARS-CoV-2 has spread. On 24 March 2020, the Indian government has

158 taken decisive action to interrupt the chain of COVID-19 transmission. The order was to shut
159 down the schools, universities, workplaces and put the “Janata curfew” to lock down the whole
160 nation in the attempt to complete the cessation of public contact for brief and extended periods of
161 21 days.

162
163 India being a republic, secular, multi-religious country, it is difficult to impose the lockdown
164 overnight without proper awareness and announcements. Because of incomplete public
165 understanding, lockdown did not serve the purpose properly and made religious places a hotspot
166 for COVID-19 cases. In early March 2020, around 2,000 Muslim devotees, including visitors
167 from Indonesia and Malaysia, started gathering at Tabligh-e-Jamaat’s Markaz in New Delhi
168 without proper precautions and sanitation practices, lack of social distancing for several days
169 (11). Before the applicability of complete India lockdown, half of the peoples were spread across
170 India without medical surveillance. Recent reports suggesting that several people attended the
171 gathering found positive for COVID-19 and unknowingly spread the disease in different regions
172 of India. The above mentioned is just one of the incidents reported, several other religious events
173 are still ongoing even after the curfew and complete lockdown raising doubts about the total
174 number of COVID-19 cases reported till date. Therefore, Government and local authorities need
175 to take further strict actions and appropriately observe religious events and large gatherings
176 beforehand to stop the uncontrollable spread of COVID-19. Further, it is essential to focus on
177 measures like self-isolation, social distancing, testing all of the suspected cases, and increase the
178 hospital facilities to treat COVID-19 patients as much as possible.

179

180 It is found that SARS-CoV-2 infection has a more severe impact on older people and individuals
181 with medical history or ongoing conditions such as diabetes, high blood pressure, Cardiovascular
182 disease (CVDs), cancer, or other serious illnesses (12, 13, 14). In Italy, where more than two-
183 thirds of patients died with the mean age of 81 years, reported to be former smokers and
184 suffering from various comorbidities. It clears the fact that having these situations causes acute
185 respiratory distress syndrome (ARDS) by SARS-CoV-2 pneumonia, requires a respiratory
186 support system, and would not have died otherwise. The estimates suggest that more than 72
187 million people have diabetes, 54.5 million CVDs cases in the adult population of India (15, 16).
188 In this position, the most challenging enigma is to divine the cumulative number of infected
189 patients. The first approach should be to identify the infected individuals in India; however,
190 because Indian hospitals are not able to test the sufficient number of patients so the actual cases
191 might be much higher than the reported number. According to our analysis of the moving
192 average curve to date 27 March 2020 in figure 2, it is inevitable that India has many more cases
193 to be confirmed as the hospitals will perform more tests in the coming days. Beyond this, it is
194 critical to find how many of them will need intensive care following admission.

195
196 Our prediction is of crucial importance to prepare for extra facilities in Indian hospitals and to
197 measure the period in which they need to be ready. If the lockdown is not going to extend, it
198 might not be unrealistic to assume what is going to happen in India within days or weeks, might
199 be a reflection of what happened in the USA and Italy. Unfortunately, we don't have additional
200 evidence that can take into consideration to identify the exact number of infection cases,
201 recovery, and deaths in India. Our prediction is till 30 April 2020 and is based on the basis
202 available data recorded until 02 April 2020. It is important to note that this prediction is based on

203 the lockdown data, which is applicable until 14 April 2020. If the lockdown will not extend
204 according to the predicted number of days by (10), without further data, it is difficult to predict
205 the situation.

206
207 The only possibility for India is to learn from China's strict precautionary measures where the
208 more affected regions were taken over by the military and quarantining everyone, even with
209 minor symptoms and people who came in contact with an infected individual. By applying these
210 measures, the Hubei region has recorded zero number of newly infected cases after about two
211 months of strict shutdown. Keeping in mind the population of Hubei, which is 50 million in
212 comparison to the 1,030 million Indian population, it requires a longer lockdown than 21 days.
213 However, another challenge for the Indian Government is to tackle millions of destitute people
214 who lack food and proper shelter to perform self-isolation practices.

215
216 There is an urgent need to test maximum numbers of people, especially in the whole infected
217 region of the countries such as New Delhi, Maharashtra, and Tamil Nadu, to accumulate the
218 knowledge warranted at this time. It is noteworthy to describe that without additional data, it is
219 unmanageable to execute further robust deductions regarding the thorough estimate of patients
220 who will get infected soon. The intention immediately is to raise this figure to satisfy pressing
221 coming demands securely. We have a few weeks to accomplish this goal in terms of obtaining
222 personnel, technical equipment, and materials. These problems are majorly applicable to other
223 underdeveloped or developing countries where a suitable quantity of intensive care facilities are
224 not available and not feasible to produce in such a short period. In this case, the condition might
225 spread out of control and improbable. According to our forecast, an inflection point is between

226 15-20 April. It defines that cases in India will remain constant, and no further addition of new
227 cases will be reported from this point, but keeping this in mind that this point is only possible if
228 lockdown will continue and testing all the possible suspects.

229
230 **Conclusion:** The COVID-19 outbreak in India is relatively new compared to other countries,
231 proper surveillance, transparent reporting of characteristics of infected individuals is necessary to
232 update regularly. Nevertheless, aggressive steps need to be taken with critically ill SARS-CoV-2
233 infected patients, including isolation and ventilatory support. Our findings represent further
234 lockdown restrictions that need to be extended urgently, in a matter of days. To tackle the
235 substantial number of unnecessary deaths, we need to focus on increasing the testing capacity
236 and speed up the rate of recovery of infected people by providing all the necessary support and
237 medication. For individuals with other comorbidities or older people requires regular testing,
238 more robust personal protection and should have access to intensive surveillance or therapy.

239
240 **Funding Source:** This research did not receive any specific grant from funding agencies in the
241 public, commercial, or not-for-profit sectors.

242
243 **Competing interest**

244 The authors declare that they have no competing interests

245
246 **Authors' contributions**

247 GK and SAA wrote the manuscript and designed the concept, JSV performed the prediction
248 analysis. JSK, SAA, and GK contributed to the final correction of the manuscript. All authors
249 read and approved the final manuscript.

250

251 **Acknowledgments**

252 GK is thankful to University of New South Wales, UNSW Sydney Australia for the Research
253 fellowship. SAA is thankful to the Indian Council of Medical Research (ICMR), India for the
254 Senior Research fellowship. JKV is thankful to Indian Institute of Science for the Research
255 fellowship.

256

257 **References**

- 258 1. Zhu N, Zhang D, Wang W, Li X, Yang B, Song J, Zhao X, Huang B, Shi W, Lu R, Niu
259 P. A novel coronavirus from patients with pneumonia in China, 2019. *New England*
260 *Journal of Medicine*. 2020 Jan 24.
- 261 2. Dong E, Du H, Gardner L. An interactive web-based dashboard to track COVID-19 in
262 real-time. *The Lancet Infectious Diseases*. 2020 Feb 19 Johns Hopkins Center for
263 Systems Science and Engineering. Coronavirus COVID-19 Global Cases. 2020.
264 <https://systems.jhu.edu/research/public-health/ncov/> (accessed 2 April 2020).
- 265 3. World Health Organization (WHO)
266 <https://experience.arcgis.com/experience/685d0ace521648f8a5beeeee1b9125cd> (accessed
267 2 April 2020)
- 268 4. <http://gis.ndma.gov.in/arcgis/apps/sites/#!/data> (accessed 2 April 2020)
- 269 5. <https://www.covid19india.org/> (accessed 2 April 2020)

- 270 6. Landscape of COVID-19 candidate vaccines (PDF). WHO. 20 March 2020
271 [https://www.who.int/blueprint/priority-diseases/key-action/novel-coronavirus-landscape-](https://www.who.int/blueprint/priority-diseases/key-action/novel-coronavirus-landscape-ncov.pdf?ua=1)
272 [ncov.pdf?ua=1](https://www.who.int/blueprint/priority-diseases/key-action/novel-coronavirus-landscape-ncov.pdf?ua=1)
- 273 7. Fong MW, Gao H, Wong JY, Xiao J, Shiu EY, Ryu S, Cowling BJ. Nonpharmaceutical
274 Measures for Pandemic Influenza in Nonhealthcare Settings-Social Distancing Measures.
275 *Emerging infectious diseases*. 2020 May 17;26(5).
- 276 8. Bootsma MC, Ferguson NM. The effect of public health measures on the 1918 influenza
277 pandemic in US cities. *Proceedings of the National Academy of Sciences*. 2007 May
278 1;104(18):7588-93.
- 279 9. Hatchett RJ, Mecher CE, Lipsitch M. Public health interventions and epidemic intensity
280 during the 1918 influenza pandemic. *Proceedings of the National Academy of Sciences*.
281 2007 May 1;104(18):7582-7.
- 282 10. Singh R, Adhikari R. Age-structured impact of social distancing on the COVID-19
283 epidemic in India. arXiv preprint arXiv:2003.12055. 2020 Mar 26
- 284 11. Coronavirus in India: Tablighi Jamaat preacher, others booked for violating govt
285 guidelines on religious gatherings ([https://www.indiatoday.in/india/story/coronavirus-in-](https://www.indiatoday.in/india/story/coronavirus-in-india-tablighi-jamaat-preacher-others-booked-for-violating-govt-guidelines-on-religious-gatherings-1661870-2020-03-31)
286 [india-tablighi-jamaat-preacher-others-booked-for-violating-govt-guidelines-on-religious-](https://www.indiatoday.in/india/story/coronavirus-in-india-tablighi-jamaat-preacher-others-booked-for-violating-govt-guidelines-on-religious-gatherings-1661870-2020-03-31)
287 [gatherings-1661870-2020-03-31](https://www.indiatoday.in/india/story/coronavirus-in-india-tablighi-jamaat-preacher-others-booked-for-violating-govt-guidelines-on-religious-gatherings-1661870-2020-03-31)) (accessed 2 April 2020)
- 288 12. Hill MA, Mantzoros C, Sowers JR. Commentary: COVID-19 in Patients with Diabetes.
289 *Metabolism-Clinical and Experimental*. 2020 Mar 24.
- 290 13. Tan W, Aboulhosn J. The cardiovascular burden of coronavirus disease 2019 (COVID-
291 19) with a focus on congenital heart disease. *International Journal of Cardiology*. 2020
292 Mar 28.

- 293 14. Lake MA. What we know so far: COVID-19 current clinical knowledge and research.
294 Clinical Medicine. 2020 Mar;20(2):124.
- 295 15. Diabetes is India's fastest growing disease: 72 million cases recorded in 2017, figure
296 expected to nearly double by 2025. [https://www.firstpost.com/india/diabetes-is-indias-](https://www.firstpost.com/india/diabetes-is-indias-fastest-growing-disease-72-million-cases-recorded-in-2017-figure-expected-to-nearly-double-by-2025-4435203.html)
297 [fastest-growing-disease-72-million-cases-recorded-in-2017-figure-expected-to-nearly-](https://www.firstpost.com/india/diabetes-is-indias-fastest-growing-disease-72-million-cases-recorded-in-2017-figure-expected-to-nearly-double-by-2025-4435203.html)
298 [double-by-2025-4435203.html](https://www.firstpost.com/india/diabetes-is-indias-fastest-growing-disease-72-million-cases-recorded-in-2017-figure-expected-to-nearly-double-by-2025-4435203.html). (accessed 2 April 2020)
- 299 16. Abdul-Aziz AA, Desikan P, Prabhakaran D, Schroeder LF. Tackling the burden of
300 cardiovascular diseases in India: The essential diagnostics list. Circulation:
301 Cardiovascular Quality and Outcomes. 2019 Apr;12(4):e005195.
302

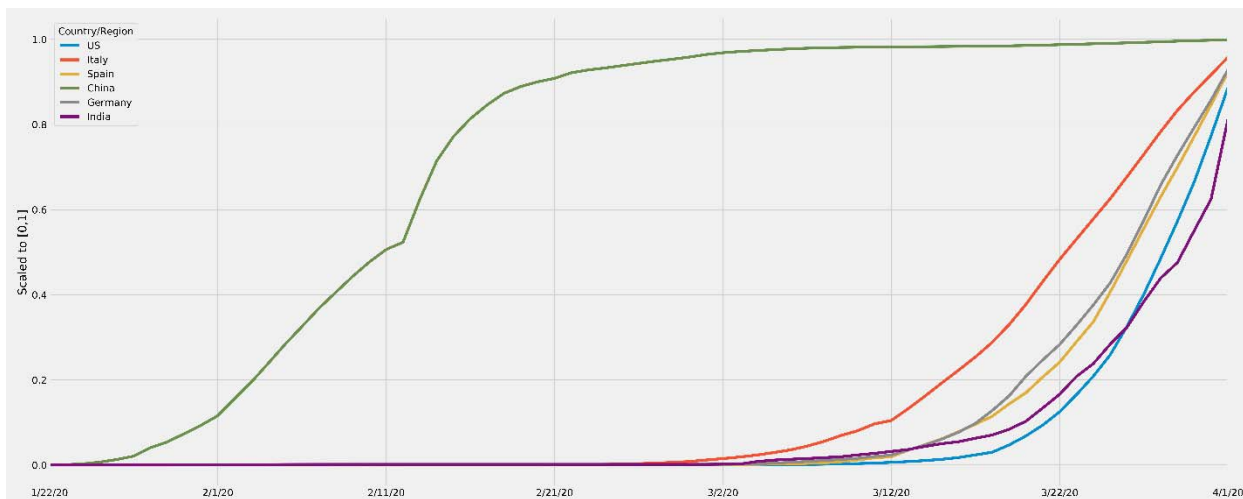


Figure 1. COVID-19 growth rate: Growth rate comparison of five countries (US, Italy, Spain, China, Germany) with India to determine rate of infection in the near future.

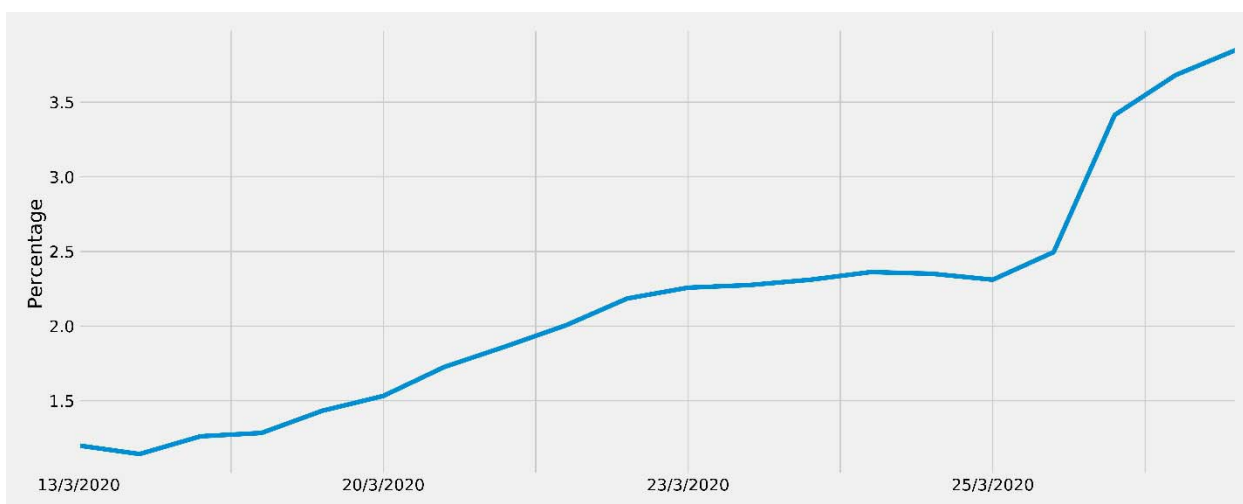


Figure 2. Moving average curve for tested samples: Percentage moving average of confirmed cases out of the total tested individuals per day. The slope describes the moving average percentage, with a span of 7 days, of total positive cases.

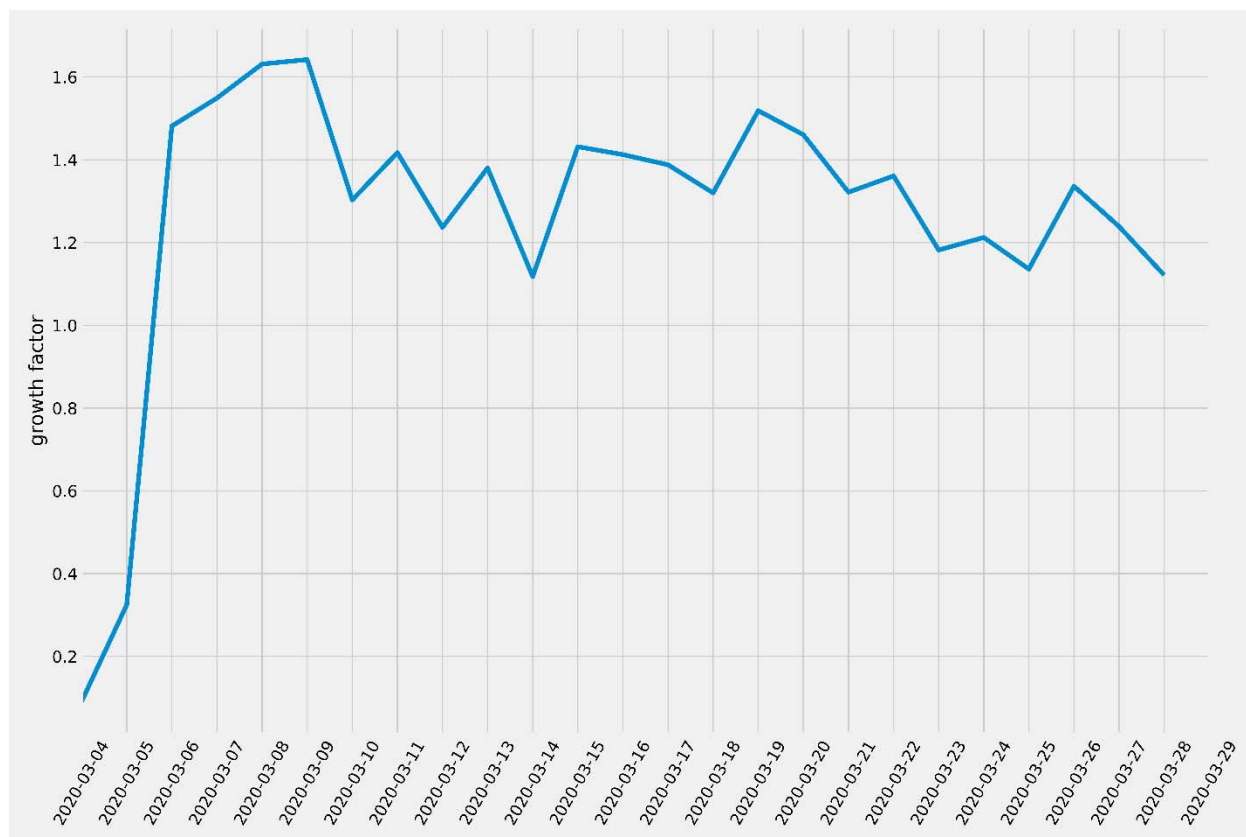


Figure 3. Growth factor prediction for present and future: The moving average of the growth factor determined A) Based on the available previous days data

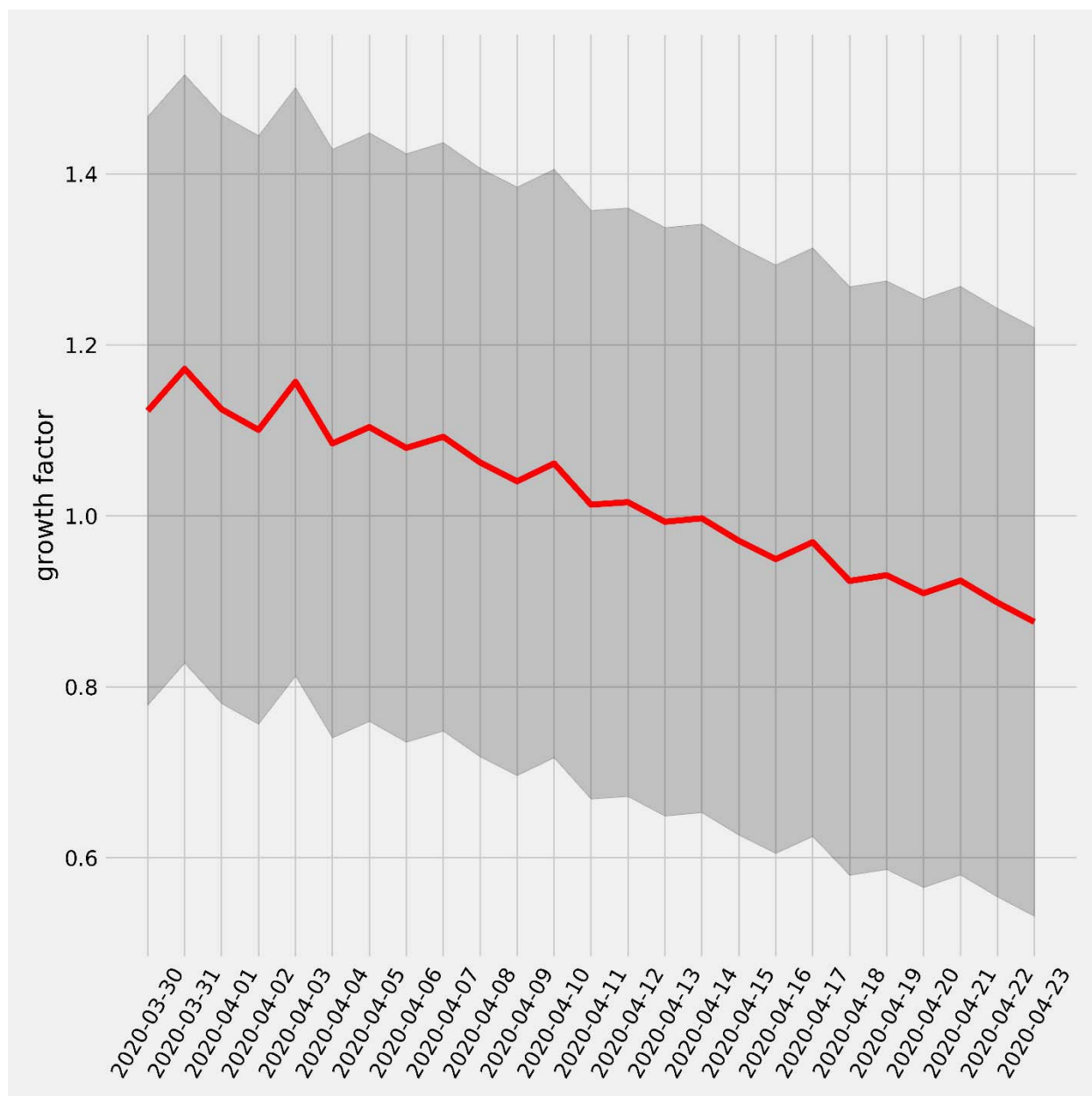


Figure 3. Growth factor prediction for present and future: The moving average of the growth factor determined B) The upcoming days forecast till 15 April.

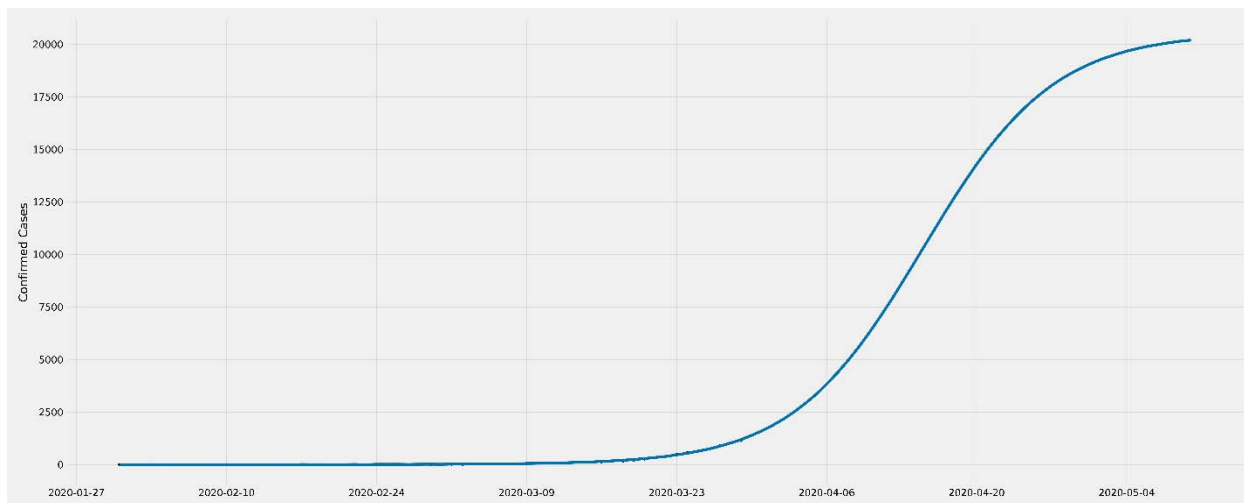


Figure 4. Logistic curve: This determine the identification of the inflection point and when the rate will no longer be exponential. It also shows predictions of each day. The dotted line represents the time point of the infection outbreak in Italy. It is expected that the number of cumulative patients who are infected will start to deviate from the exponential low in 3–4 days. The plateau of the cumulative curve will be reached just over 30 days from March 11, 2020.