

1 Pyrethroid resistance in *Anopheles gambiae* not associated with
2 insecticide-treated mosquito net effectiveness across sub-Saharan
3 Africa.

4 David A. Larsen^{1*}, Rachael L. Church¹

5 1. Syracuse University Department of Public Health, Syracuse, New York, USA

6 * Corresponding author.

7 Abstract

8 Background

9 Pyrethroid resistance is a major concern for malaria vector control programs that predominantly
10 rely on insecticide-treated mosquito nets (ITN). Contradictory results of the impact of resistance have
11 been observed in field studies.

12 Methods

13 We combined continent-wide estimates of pyrethroid resistance in *Anopheles gambiae* from
14 2006-2017 with continent-wide survey data to assess the effect of increasing pyrethroid resistance on the
15 effectiveness of ITNs to prevent malaria infections in sub-Saharan Africa. We utilized both a pooled-data
16 approach and meta-regression of survey regions to assess how pyrethroid resistance affects the
17 association between ITN ownership and malaria outcomes in children aged 6-59 months.

18 Findings

19 ITN ownership reduced the risk of malaria outcomes in both pooled and meta-regression
20 approaches. In the pooled analysis, there was no observed interaction between ITN ownership and
21 estimated level of pyrethroid resistance (Likelihood ratio [LR] test = 1.127 for the outcome of rapid
22 diagnostic test confirmed malaria infection, $p = 0.2885$; LR test = 0.161 for the outcome of microscopy
23 confirmed malaria infection, $p = 0.161$; LR test = 0.646 for the outcome of moderate or severe anemia, p
24 = 0.4215). In the meta-regression approach the level of pyrethroid resistance did not explain any of the
25 variance in subnational estimates of ITN effectiveness for any of the outcomes.

26 Interpretation

27 ITNs decreased risk of malaria outcomes independent of the levels of pyrethroid resistance in the
28 malaria vector populations.

29 Funding

30 DAL did not receive funding and RC received a SOURCE grant from Syracuse University for
31 this project.

32 Introduction

33 Insecticide-treated mosquito nets (ITN) have been one of the most effective public health
34 interventions of the 21st century, preventing millions of deaths from the malaria parasite [1]. Previous to
35 their wide-scale deployment, more than 1 million people died annually across sub-Saharan Africa from
36 malaria infections [2], particularly the *Plasmodium falciparum* parasite, and the parasite caused a further
37 500 million cases. Broad scale-up of ITNs and across the continent in the early and mid-2000's [3]
38 contributed to this annual burden being cut in half by 2015 [4]. The 2018 World Malaria Report found
39 that all species of malaria were responsible for 435,000 global deaths and 219 million global cases in
40 2017 [5], a huge reduction from estimates earlier this century. It is worrisome, however, that the 2018
41 World Malaria Report found the first annual increase in global malaria cases since 2005.

42 Mosquito nets provide a personal barrier to prevent infective bites from malaria vectors that
43 predominantly bite at night [6]. An untreated mosquito net will protect the person sleeping beneath from
44 an infective bite of an infected mosquito. However, that infective malaria vector will likely seek a blood
45 meal elsewhere and thus continue malaria transmission. When the mosquito net is treated with insecticide
46 and the mosquito is susceptible, contact with the insecticide kills the mosquito and ends that mosquito's
47 capacity to continue transmitting malaria [7]. The subsequent effect of ITNs on malaria transmission is
48 profound [8]. When a high number of ITNs are used within a community, a mass killing effect from the
49 insecticide provides a community-level protection, sufficiently affecting the malaria vector populations
50 such that people who do not have an ITN are protected in similar ways to those that do have an ITN
51 [9,10].

52 Currently, pyrethroids are the only class of insecticides used on ITNs [11], although combination
53 nets treated with multiple insecticides are in various stages of testing [12–14]. Pyrethroids target the
54 central nervous system to kill mosquitoes and reduce the transmission of malaria by incapacitating the
55 vector [15]. Fears about malaria vectors developing pyrethroid resistance were raised at the inception of
56 ITNs [15], and early studies demonstrated widespread reports of resistance [16,17]. Although alarming, it
57 remains to be seen just how pyrethroid resistance will affect malaria control and malaria trends [18–20].

58 Linking pyrethroid resistance in malaria vectors to ITN effectiveness to prevent malaria
59 infections and reduce malaria transmission has been more challenging than documenting the spread of
60 resistance. Some studies suggest that in areas with pyrethroid resistance, ITNs are less effective [21,22].
61 Others find that ITNs are still associated with reduced risk of malaria despite high levels of pyrethroid

62 resistance [23–26]. These studies generally struggle with four separate issues. First, due to the inability to
63 randomly allocate ITN access, these studies suffer from selection bias wherein households with ITN
64 access are more likely to be predisposed to lower risk of malaria transmission than households without
65 ITN access independent of the effect of ITNs [27]. Second, some of these studies do not actually include
66 estimates of ITN effectiveness, and the studies that do utilize ITN use as their measure of effectiveness.
67 ITN use may not be the best measure to understand the impact of pyrethroid resistance on ITN
68 effectiveness. Even if malaria vectors are resistant to the insecticide in the ITN, the mosquito netting still
69 provides a physical barrier and consistent use will decrease mosquito exposure and thus malaria risk [28].
70 This is evident where in areas of pyrethroid resistance ITNs with holes lose their effectiveness [29].
71 Third, each of the studies is confined to a particular study site. Investigating phenomena at particular
72 study sites limits the variability of resistance available, as the broad spectrum of resistance prevalence is
73 not incorporated within the study. And fourth, the studies utilize an overly simplistic assessment of
74 insecticide resistance, typically with dichotomized low resistance and high resistance areas that prevent an
75 examination of a dose-response relationship between ITN effectiveness and pyrethroid resistance.

76 Herein we attempt to address these four challenges and better understand how widespread
77 pyrethroid resistance is affecting the ability of ITNs to reduce malaria transmission. We leverage
78 nationally representative surveys across sub-Saharan Africa and recently published near continent-wide
79 estimates of pyrethroid resistance of *Anopheles gambiae* in sub-Saharan Africa[30] to address the issues
80 of geographic limitation, a limited resistance spectrum, and oversimplification in the statistical measure of
81 insecticide resistance. We further utilize exact matching to minimize the influence of selection bias, and a
82 measure of ITN ownership rather than ITN use to reduce the residual confounding of the effect of
83 mosquito netting as a barrier.

84 Methods

85 Search strategy and selection criteria

86 We utilized data from nationally representative Demographic and Health Surveys (DHS) to assess
87 the relationship between insecticide resistance and the effectiveness of ITNs. All DHS surveys conducted
88 in sub-Saharan Africa between 2006-2017 that were publicly available as of January 15, 2020 were
89 considered for inclusion in the analyses with the following criteria: the survey contained information on
90 an outcome (malaria infection status in children either as measured through rapid-diagnostic test or
91 through microscopy, or anemia status as measured through a hemocue rapid hemoglobin assessment), and
92 the survey contained information on household ITN ownership. We further limited these surveys to those
93 that were conducted in areas with estimated prevalence of pyrethroid resistance [30]. The DHS program is

94 funded by USAID and assists lower income countries in conducting nationally-representative surveys
95 primarily aimed at measuring trends in child mortality and women's fertility with statistical power at the
96 regional (sub-national) level. Additionally, these surveys gather a host of information on numerous
97 factors associated with health, including malaria indicators when the survey is conducted in a malaria-
98 endemic country.

99 Outcome measures

100 We considered three separate outcome measures in children aged 7-49 months: confirmation of a
101 malaria infection through rapid diagnostic test, confirmation of a malaria infection through microscopy,
102 or hemoglobin levels < 10 g/dl (moderate to severe anemia). Anemia is an historical indicator of malaria
103 transmission, and is also known to be associated with effective malaria control such as ITNs [31].

104 ITN ownership measure

105 We defined the primary exposure of ITN ownership as the child living in a household that owned
106 at least one ITN.

107 Exact matching of observations

108 Selection bias presents the largest challenge to validity in assessing ITN effectiveness in
109 observational studies. We followed an exact matching approach similar to the analysis of ITN
110 effectiveness conducted by Lim et al. to minimize this selection bias [32], wherein we matched
111 households on the probability of owning an ITN. Specifically, we matched households within survey
112 datasets on the following covariate pattern: region of the country as per the DHS, wealth categorized as
113 rich or poor, mother's education categorized as any or none, and the house being in an urban or rural
114 location. Matching was done using the MatchIt package [33,34], in R version 3.6.2 [35].

115 Statistical analysis

116 We utilized two separate approaches to assess the influence of pyrethroid resistance on the
117 effectiveness of insecticide-treated mosquito nets.

118 Pooled analysis approach.

119 We combined all survey data meeting inclusion criteria and exactly matched into a single dataset.
120 We extracted the estimates of resistance, seasonality of malaria transmission from the Mapping Malaria
121 Risk in Africa (MARA) maps [36], estimates of the *Plasmodium falciparum* parasite prevalence rate in
122 children aged 2-10 (*PfPR*) from the Malaria Atlas Project [37], and the relative abundance of the
123 *Anopheles gambiae* vector [38] to the cluster geocoordinates using the Raster package [39] in R version
124 3.6.2 [35]. *PfPR* estimates were only available for the years 2000-2015 from the MalariaAtlas package,
125 and so we assigned surveys conducted 2016-2017 *PfPR* levels of 2015 (n= 14 surveys).

126 We then estimated the relationship between ITN effectiveness and the prevalence of resistance
127 using an interaction term predicting the outcome using a logistic regression approach with the matched
128 group as a random intercept (Equation 1). We adjusted analyses for child's age categorized as years (<1,
129 1, 2, 3, 4), household wealth quintile, mother's education (none, some primary, completed primary or
130 higher), whether the data were collected during the transmission season or not, household location (urban
131 or rural), and *PfPR* levels (continuous). The three separate outcomes were modeled in the same fashion.,
132 one for the outcome of RDT-confirmed malaria infection and the other for the outcome of microscopy-
133 confirmed malaria infection. We conducted this analysis for all observations in the dataset, and then
134 limited the analysis to those observations where the relative abundance of *An. gambiae* was > 0.5. The
135 analyses were conducted using Stata version 15.1.

136 *Equation 1: Representation of pooled analysis wherein π_{ijklm} is a dichotomous outcome for child i in*
137 *household j in cluster k in survey l in matched group m , ITN_j is whether the household has access to any*
138 *ITN or not, Res_k is the level of pyrethroid resistance access in the community, C_{ijk} is a vector of child*
139 *characteristics, H_j is a vector of household characteristics, S_k is a vector of cluster characteristics, and ζ_m*
140 *is a random intercept for matched group m that is assumed to be normally distributed with a mean of*
141 *zero.*

$$142 \quad y_{ijklm} | \pi_{ijklm} \sim \text{Binomial}(1, \pi_{ijklm})$$
$$143 \quad \text{logit}(\pi_{ijklm}) = B_1 ITN_j \times Res_k + \chi C_{ijk} + \delta H_j + \kappa S_k$$
$$144 \quad \zeta_m \sim N(0, \varphi)$$

145 Meta-regression approach

146 We parsed all survey data meeting inclusion criteria to DHS region level. We extracted the
147 estimates of pyrethroid resistance, the *Plasmodium falciparum* parasite prevalence rate in children aged 2-
148 10 (*PfPR*) from the Malaria Atlas Project [37], and the relative abundance of the *Anopheles gambiae*
149 vector [38] to the DHS region level using the Raster package [39] in R version 3.6.2 [35]. *PfPR* estimates
150 were only available for the years 2000-2015 from the MalariaAtlas package, and so we assigned surveys
151 conducted 2016-2017 *PfPR* levels of 2015 (n= 14 surveys).

152 We then estimated the effectiveness of ITNs for each DHS region as described previously using
153 equation 1. We conducted a meta-regression of ITN effectiveness within DHS regions using the metafor
154 package [40] in R version 3.6.2 [35] with the prevalence of pyrethroid resistance at the region level
155 serving as the predictor. We also tested for interactions between pyrethroid resistance and both *PfPR* as
156 well as the abundance of *Anopheles gambiae*.

157 Role of the funding source

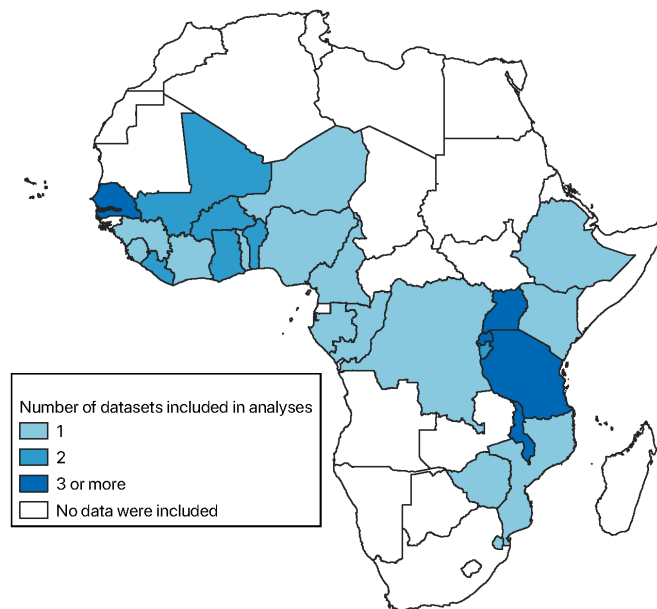
158 DAL was unfunded for this work. RC received a SOURCE grant from Syracuse University. The
159 sponsors had no role in the study design; collection, analysis, and interpretation of the data; in the writing
160 of the report; and in the decision to submit the paper for publication. DAL had full access to all the data in
161 the study and had final responsibility for the decision to submit for publication.

162 Results

163 Data available

164 We identified 92 survey datasets conducted in sub-Saharan Africa between 2006-2017 publicly
165 available as of January 15, 2020 with information on ITN ownership, malaria infection in children, or
166 child's anemia status. Of these 92 surveys, 30 were excluded from any analysis due to the following
167 reasons: 12 surveys contained no information on malaria infection or anemia status, 5 surveys contained
168 no information on household ITN ownership, and 8 surveys could not be matched to resistance estimates
169 (the surveys were conducted in Angola, Sao Tome and Principe, or Madagascar where no resistance
170 estimates were available). A further seven surveys had no cluster geocoordinates and so were excluded
171 from the pooled analysis but included in the meta-regression approach. Figure 1 shows the geographical
172 distribution of 67 surveys included in the analyses.

173 *Figure 1: Geographic distribution of data included in the analyses*

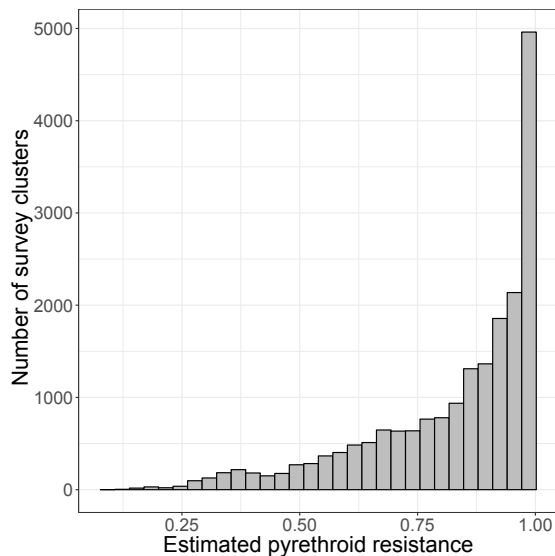


174

175 **Variation of pyrethroid resistance**

176 At the survey cluster level, estimates of pyrethroid resistance within this dataset ranged from
 177 10.5% to 99.9% with a median level of 89.1% (Figure 2). Pyrethroid resistance was associated with
 178 decreased levels of *PfPR* within survey clusters ($\rho = -0.3061$, $n = 18,927$ clusters) and decreased
 179 relative abundance of *An. gambiae* ($\rho = -0.2321$, $n = 19,588$ clusters).

180 *Figure 2: Distribution of estimated pyrethroid resistance across datasets included in the analyses.*



181
 182 **Effect of pyrethroid resistance on association between ITNs and malaria outcomes –**
 183 **pooled analysis approach**

184 After exact matching and adjusting for known predictors but without accounting for resistance,
 185 ownership of an ITN was associated with a reduction in the risk of a malaria infection as well as having
 186 moderate or severe anemia (Table 1). After accounting for resistance, there was no evidence of an
 187 interaction between ITN ownership and pyrethroid resistance levels for any of the outcomes (Table 2).
 188 ITN ownership was still associated with a reduction in the risk of a malaria infection as well as having
 189 moderate or severe anemia. Limiting the analysis to areas with >50% *An. gambiae* did not change the
 190 results.

191 *Table 1: Association between ITN ownership and various outcomes without taking pyrethroid resistance*
 192 *into account. Children were matched on probability of ITN ownership. Models were adjusted for*
 193 *urban/rural, child's age, wealth quintile, mother's education, PfPR, malaria transmission season, and*
 194 *survey dataset.*

Outcome	Adjusted odds ratio (95% CI) of ITN ownership	P-value	N children (n matched groups)
----------------	--	----------------	--------------------------------------

RDT positivity	0.90 (0.87 – 0.93)	< 0.001	137,943 (4,493)
Microscopy positivity	0.88 (0.84 – 0.91)	< 0.001	116,556 (3,643)
Moderate or severe anemia	0.95 (0.92 – 0.97)	< 0.001	163,332 (5,486)

195

196 *Table 2: Likelihood ratio test for including an interaction term for pyrethroid resistance and ITN*
 197 *ownership. Children were matched on probability of ITN ownership. Models were adjusted for*
 198 *urban/rural, child's age, wealth quintile, mother's education, PfPR, malaria transmission season, and*
 199 *survey dataset.*

Outcome	Likelihood ratio test for interaction between pyrethroid resistance and ITN ownership	P-value	N children (n matched groups)
RDT positivity	1.127	0.2885	137,943 (4,493)
Microscopy positivity	0.161	0.6880	116,556 (3,643)
Moderate or severe anemia	0.646	0.4215	163,332 (5,486)

200

201 [Effect of pyrethroid resistance on association between ITNs and malaria outcomes –](#)
 202 [meta-regression approach](#)

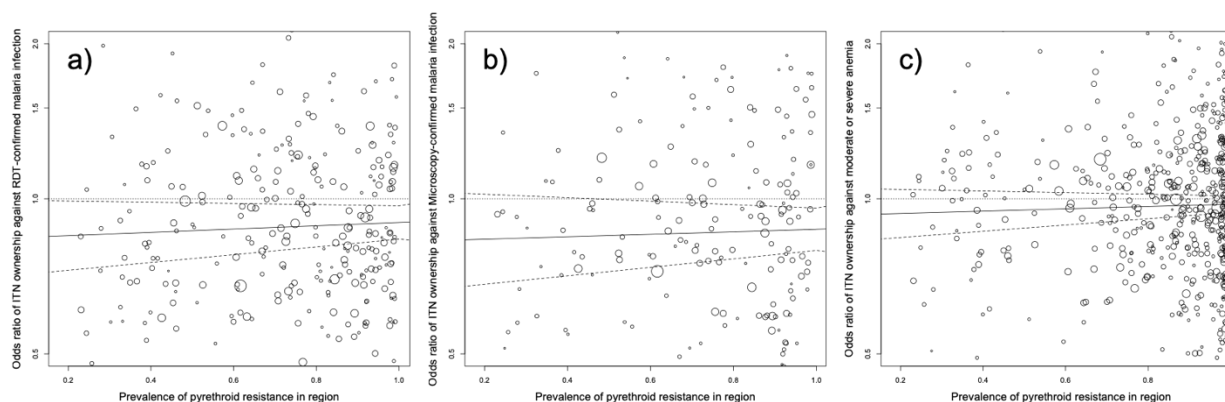
203 Within-DHS region specific estimates of the effectiveness of ITNs were available for 349 regions
 204 for the outcome of RDT-confirmed malaria infection, 243 regions for the outcome of microscopy-
 205 confirmed malaria infection, and 611 regions for the outcome of moderate or severe anemia. In
 206 unadjusted meta-analyses, ITN ownership was associated with a reduced risk of RDT-confirmed malaria
 207 infection and microscopy-confirmed malaria infection, but not moderate or severe anemia (Table 3).
 208 Pyrethroid resistance did not explain any of the regional variance in the effectiveness of ITN ownership
 209 against the outcomes (Figure 3), nor did any interaction between pyrethroid resistance and either PfPR or
 210 the abundance of *An. gambiae*.

211 *Table 3: Results from unadjusted meta-analyses of ITN ownership on the outcomes. DHS data were*
 212 *parsed to region. Children were matched on probability of ITN ownership. Region-specific models were*
 213 *adjusted for urban/rural, child's age, wealth quintile, and mother's education.*

Outcome	Odds ratio (95% Confidence Interval)	P-value	N DHS regions	I-squared
RDT positivity	0.888 (0.833 – 0.947)	< 0.001	349	0.00%
Microscopy positivity	0.857 (0.795 – 0.925)	< 0.001	243	0.00%
Moderate or severe anemia	0.965 (0.921 – 1.011)	0.1330	611	0.00%

214

215 *Figure 3: Bubble plots showing the relationship between pyrethroid resistance at the region level and*
216 *effectiveness of ITN ownership against a) RDT-confirmed malaria infection, b) microscopy-confirmed*
217 *malaria infection, and c) moderate or severe anemia.*



218

219 Discussion

220 Key results

221 These results suggest that the effectiveness of ITNs is not affected by the prevalence of
222 pyrethroid resistance across sub-Saharan Africa. ITN ownership was associated with a reduced risk of a
223 malaria infection (either RDT- or microscopy-confirmed) as well as a reduced risk of moderate or severe
224 anemia. These reductions were modest, just more than 10% for the malaria infection and 5% for moderate
225 severe anemia. Importantly, however, pyrethroid resistance did not modify these reductions in any way.
226 There was also agreement across both the pooled and meta-regression approaches utilized herein.

227 Limitations

228 Selection bias is present in the data, and occurs either as houses owning ITNs are predisposed to
229 less malaria transmission independent of ITN ownership or ITN distribution programs are targeted toward
230 areas of higher malaria transmission and therefore children in houses owning ITNs are predisposed to
231 more malaria transmission independent of ITN ownership. We attempted to mitigate the effects of this
232 selection bias on the analysis using exact matching, as we and others have done in previous analyses of
233 ITN ownership using these data [9,32]. It is possible that some residual bias is still present, and if so we
234 would expect that bias to overinflate the effect of ITN ownership. However, should there be a decrease in
235 ITN effectiveness with increasing pyrethroid resistance we would still expect to see that effect given the
236 limitations in the data.

237 Pyrethroid resistance estimates for these data were quite high, with a median of 89%.
238 Unfortunately, with such high levels of pyrethroid resistance spread across the continent we could not
239 examine the effectiveness of ITNs across the entire range from 0-100% resistance. Given the large
240 volume of data we included in our analyses we still had sufficient power to determine that ITN ownership
241 reduces the risk of malaria infection even when estimated pyrethroid resistance levels approach 100% of
242 the vector population.

243 Interpretation

244 These results are positive news for malaria control program. ITNs remain the primary vector
245 control strategy throughout sub-Saharan Africa, and they appear to be effective even at high levels of
246 pyrethroid resistance. Others have described in detail this resistance paradox, where in laboratory
247 experiments pyrethroid resistance confers protection for malaria vectors but in epidemiological studies
248 vector control confers protection against malaria infection [41]. In general two separate hypotheses are
249 present as to how ITNs maintain effectiveness in the face of widespread resistance. The first hypothesis
250 suggests that the same genes that confer pyrethroid resistance alter the ability of the vector to transmit the
251 parasite. A fitness cost to pyrethroid resistance has been documented in the *An. gambiae*, as evidenced by
252 studies showing that non-resistant mosquitoes outcompete resistant mosquitoes [42]. The second
253 hypothesis suggests that the insecticide still functions, just with a different type of effect. One example of
254 this second hypothesis is that pyrethroid-resistant mosquitoes lose their irritancy to the insecticide, thus
255 allowing for increased contact and a higher dose of the insecticide than typical mosquitoes [43]. This
256 increased dose then leads to the mosquito's death. Another example of this second hypothesis is that a
257 dose of pyrethroids results in delayed mortality of pyrethroid-resistant mosquitoes [44], perhaps due to
258 impaired flight or behavioral effects of the insecticide [45]. Whatever the reason, ITNs still appear to be
259 effectively reducing malaria transmission even when pyrethroid resistance approaches 100% in vector
260 populations.

261 Conclusion

262 Insecticide resistance is a chief concern for malaria control programs. These results confirm the
263 notion that pyrethroid-based ITNs are still working to prevent malaria despite high levels of pyrethroid
264 resistance observed in malaria vector populations.

265 Declaration of interests

266 The authors have no conflict of interests.

267 References

268

269 1. Eisele TP, Larsen DA, Walker N, Cibulskis RE, Yukich JO, Zikusooka CM, et al.
270 Estimates of child deaths prevented from malaria prevention scale-up in Africa 2001-
271 2010. *Malar J.* 2012;11: 93. doi:10.1186/1475-2875-11-93

272 2. Murray CJL, Rosenfeld LC, Lim SS, Andrews KG, Foreman KJ, Haring D, et al. Global
273 malaria mortality between 1980 and 2010: a systematic analysis. *Lancet.* Institute for
274 Health Metrics and Evaluation, University of Washington, Seattle, WA 98121, USA.:
275 Elsevier; 2012;379: 413–431. Available:
276 [http://eutils.ncbi.nlm.nih.gov/entrez/eutils/elink.fcgi?dbfrom=pubmed&id=22305225&ret](http://eutils.ncbi.nlm.nih.gov/entrez/eutils/elink.fcgi?dbfrom=pubmed&id=22305225&retmode=ref&cmd=prlinks)
277 [mode=ref&cmd=prlinks](http://eutils.ncbi.nlm.nih.gov/entrez/eutils/elink.fcgi?dbfrom=pubmed&id=22305225&retmode=ref&cmd=prlinks)

278 3. Bhatt S, Weiss DJ, Mappin B, Dalrymple U, Cameron E, Bisanzio D, et al. Coverage and
279 system efficiencies of insecticide-treated nets in Africa from 2000 to 2017. *Elife.* 2015;4:
280 e09672. doi:10.7554/eLife.09672

281 4. Bhatt S, Weiss DJ, Cameron E, Bisanzio D, Mappin B, Dalrymple U, et al. The effect of
282 malaria control on *Plasmodium falciparum* in Africa between 2000 and 2015. *Nature.*
283 2015;526: 207–11. doi:10.1038/nature15535

284 5. World Health Organisation. World Malaria Report. World Malaria Report. 2018.
285 doi:ISBN 978 92 4 156483 0

286 6. Rund SSC, O'Donnell AJ, Gentile JE, Reece SE. Daily rhythms in mosquitoes and their
287 consequences for malaria transmission. *Insects.* 2016;7: 1–20.
288 doi:10.3390/insects7020014

289 7. Sutcliffe JF, Yin S. Behavioural responses of females of two anopheline mosquito species
290 to human-occupied, insecticide-treated and untreated bed nets. *Malar J.* 2014;13: 294.
291 doi:10.1186/1475-2875-13-294

292 8. Lengeler C. Insecticide-treated bed nets and curtains for preventing malaria. *Cochrane*
293 Database Syst Rev. 2004; CD000363.

294 9. Larsen DA, Hutchinson P, Bennett A, Yukich J, Anglewicz P, Keating J, et al.
295 Community coverage with insecticide-treated mosquito nets and observed associations
296 with all-cause child mortality and malaria parasite infections. *Am J Trop Med Hyg.*
297 2014;91: 950–958. doi:10.4269/ajtmh.14-0318

- 298 10. Hawley WA, Phillips-Howard PA, Ter Kuile FO, Terlouw DJ, Vulule JM, Ombok M, et
299 al. Community-wide effects of permethrin-treated bed nets on child mortality and malaria
300 morbidity in western Kenya. *Am J Trop Med Hyg.* 2003;68: 121–127.
- 301 11. Ranson H, Lissenden N. Insecticide Resistance in African Anopheles Mosquitoes: A
302 Worsening Situation that Needs Urgent Action to Maintain Malaria Control. *Trends in*
303 *Parasitology.* 2016. pp. 187–196. doi:10.1016/j.pt.2015.11.010
- 304 12. Cisse MBM, Sangare D, Oxborough RM, Dicko A, Dengela D, Sadou A, et al. A village
305 level cluster-randomized entomological evaluation of combination long-lasting
306 insecticidal nets containing pyrethroid plus PBO synergist in Southern Mali. *Malar J.*
307 2017;16: 477. doi:10.1186/s12936-017-2124-1
- 308 13. Gleave K, Lissenden N, Richardson M, Choi L, Ranson H. Piperonyl butoxide (PBO)
309 combined with pyrethroids in insecticide-treated nets to prevent malaria in Africa.
310 *Cochrane Database Syst Rev.* 2018;2018. doi:10.1002/14651858.CD012776.pub2
- 311 14. Tiono AB, Ouédraogo A, Ouattara D, Bougouma EC, Coulibaly S, Diarra A, et al.
312 Efficacy of Olyset Duo, a bednet containing pyriproxyfen and permethrin, versus a
313 permethrin-only net against clinical malaria in an area with highly pyrethroid-resistant
314 vectors in rural Burkina Faso: a cluster-randomised controlled trial. *Lancet.* 2018;0.
315 doi:10.1016/S0140-6736(18)31711-2
- 316 15. Hemingway J, Ranson H. Insecticide Resistance in Insect Vectors of Human Disease.
317 *Annu Rev Entomol.* 2000;45: 371–391. doi:10.1146/annurev.ento.45.1.371
- 318 16. Santolamazza F, Calzetta M, Etang J, Barrese E, Dia I, Caccone A, et al. Distribution of
319 knock-down resistance mutations in *Anopheles gambiae* molecular forms in west and
320 west-central Africa. *Malar J.* 2008;7: 1–8. doi:10.1186/1475-2875-7-74
- 321 17. Ranson H, N'guessan R, Lines J, Moiroux N, Nkuni Z, Corbel V. Pyrethroid resistance in
322 African anopheline mosquitoes: what are the implications for malaria control? *Trends*
323 *Parasitol. Vector Group, Liverpool School of Tropical Medicine, Pembroke Place,*
324 *Liverpool, UK, L3 5QA.;* 2011;27: 91–98. Available:
325 [http://eutils.ncbi.nlm.nih.gov/entrez/eutils/elink.fcgi?dbfrom=pubmed&id=20843745&ret](http://eutils.ncbi.nlm.nih.gov/entrez/eutils/elink.fcgi?dbfrom=pubmed&id=20843745&retmode=ref&cmd=prlinks)
326 [mode=ref&cmd=prlinks](http://eutils.ncbi.nlm.nih.gov/entrez/eutils/elink.fcgi?dbfrom=pubmed&id=20843745&retmode=ref&cmd=prlinks)
- 327 18. Hemingway J, Ranson H, Magill A, Kolaczinski J, Fornadel C, Gimnig J, et al. Averting a
328 malaria disaster: Will insecticide resistance derail malaria control? *Lancet.* 2016;387:

- 329 1785–1788. doi:10.1016/S0140-6736(15)00417-1
- 330 19. Kelly-Hope L, Ranson H, Hemingway J. Lessons from the past: managing insecticide
331 resistance in malaria control and eradication programmes. *Lancet Infect Dis.* 2008;8: 387–
332 389. doi:10.1016/S1473-3099(08)70045-8
- 333 20. Thomas MB, Read AF. The threat (or not) of insecticide resistance for malaria control.
334 *Proc Natl Acad Sci.* 2016;113: 8900–8902. doi:10.1073/pnas.1609889113
- 335 21. Opondo KO, Weetman D, Jawara M, Diatta M, Fofana A, Crombe F, et al. Does
336 insecticide resistance contribute to heterogeneities in malaria transmission in the Gambia?
337 *Malar J. BioMed Central*; 2016;15: 1–10. doi:10.1186/s12936-016-1203-z
- 338 22. Mathanga DP, Mwandama DA, Bauleni A, Chisaka J, Shah MP, Landman KZ, et al. The
339 effectiveness of long-lasting, insecticide-treated nets in a setting of pyrethroid resistance: a
340 case-control study among febrile children 6 to 59 months of age in Machinga District,
341 Malawi. *Malar J. BioMed Central*; 2015;14: 1–8. doi:10.1186/s12936-015-0961-3
- 342 23. Kleinschmidt I, Bradley J, Knox TB, Mnzava AP, Kafy HT, Mbogo C, et al. Implications
343 of insecticide resistance for malaria vector control with long-lasting insecticidal nets: a
344 WHO-coordinated, prospective, international, observational cohort study. *Lancet Infect*
345 *Dis.* 2018;18: 640–649. doi:10.1016/S1473-3099(18)30172-5
- 346 24. Tokponnon FT, Sissinto Y, Ogouyémi AH, Adéothy AA, Adechoubou A, Houansou T, et
347 al. Implications of insecticide resistance for malaria vector control with long-lasting
348 insecticidal nets: Evidence from health facility data from Benin. *Malar J. BioMed Central*;
349 2019;18: 1–9. doi:10.1186/s12936-019-2656-7
- 350 25. Bradley J, Ogouyémi-Hounto A, Cornélie S, Fassinou J, De Tove YSS, Adéothy AA, et
351 al. Insecticide-treated nets provide protection against malaria to children in an area of
352 insecticide resistance in Southern Benin. *Malar J. BioMed Central*; 2017;16: 1–5.
353 doi:10.1186/s12936-017-1873-1
- 354 26. Eric Ochomo, 1, Mercy Chahilu, 1, Jackie Cook, Teresa Kinyari, Nabie M. Bayoh PW,
355 Luna Kamau, Aggrey Osangale, Maurice Ombok, Kiambo Njagi EM, et al. Insecticide-
356 Treated Nets and Protection against Insecticide- Resistant Malaria Vectors in Western
357 Kenya. *Emerg Infect Dis.* 2017;23: 158–764. doi:10.3201/eid2305.161315
- 358 27. Tusting LS, Bottomley C, Gibson H, Kleinschmidt I, Tatem AJ, Lindsay SW, et al.
359 Housing Improvements and Malaria Risk in Sub-Saharan Africa: A Multi-Country

- 360 Analysis of Survey Data. *PLoS Med.* 2017;14: 1–15. doi:10.1371/journal.pmed.1002234
- 361 28. Clarke SE, Bøgh C, Brown RC, Pinder M, Walraven GELL, Lindsay SW, et al. Do
362 untreated bednets protect against malaria? *Trans R Soc Trop Med Hyg.* 2001;95: 457–462.
363 doi:10.1016/S0035-9203(01)90001-X
- 364 29. Ochomo EO, Bayoh NM, Walker ED, Abongo BO, Ombok MO, Ouma C, et al. The
365 efficacy of long-lasting nets with declining physical integrity may be compromised in
366 areas with high levels of pyrethroid resistance. *Malar J.* 2013;12: 1–10. doi:10.1186/1475-
367 2875-12-368
- 368 30. Hancock P, Hendricks C, Tangena J-A, Gibson H, Hemingway J, Coleman M, et al.
369 Mapping trends in insecticide resistance phenotypes in African malaria vectors. *bioRxiv.*
370 2020;
- 371 31. Korenromp EL, Armstrong-Schellenberg JRM, Williams BG, Nahlen BL, Snow RW.
372 Impact of malaria control on childhood anaemia in Africa -- a quantitative review. *Trop*
373 *Med Int Health.* World Health Organization, Roll Back Malaria, Geneva, Switzerland.
374 korenrompe@who.int; 2004;9: 1050–1065.
- 375 32. Lim SS, Fullman N, Stokes A, Ravishankar N, Masiye F, Murray CJL, et al. Net Benefits:
376 A Multicountry Analysis of Observational Data Examining Associations between
377 Insecticide-Treated Mosquito Nets and Health Outcomes. *PLoS Med.* 2011;8: e1001091.
378 Available: <http://www.mara.org/>
- 379 33. Ho D, Imai K, King G, Stuart EA. MatchIt: Nonparametric preprocessing for parametric
380 causal inference. *Citeseer.* 2007; Available:
381 <http://citeseerx.ist.psu.edu/viewdoc/download?doi=10.1.1.138.698&rep=rep1&type=pdf>
- 382 34. Ho DE, Imai K, King G, Stuart EA. Matching as Nonparametric Preprocessing for
383 Reducing Model Dependence in Parametric Causal Inference. *Polit Anal.* 2007;15: 199–
384 236. Available: <http://gking.harvard.edu/files/abs/matchp-abs.shtml>
- 385 35. R Core Development Team. *R: A Language and Environment for Statistical Computing.*
386 <http://wwwR-project.org/>. R Foundation for Statistical Computing; 2010;
- 387 36. Craig MH, Snow RW, le Sueur D. A climate-based distribution model of malaria
388 transmission in sub-Saharan Africa. *Parasitol today (Personal ed).* National Malaria
389 Research Programme, South African Medical Research Council, PO Box 17120,
390 Congella, Durban 4013, South Africa. craigm@mrc.ac.za; 1999;15: 105–111. Available:

- 391 <http://eutils.ncbi.nlm.nih.gov/entrez/eutils/elink.fcgi?dbfrom=pubmed&id=10322323&ret>
392 [mode=ref&cmd=prlinks](http://eutils.ncbi.nlm.nih.gov/entrez/eutils/elink.fcgi?dbfrom=pubmed&id=10322323&ret)
- 393 37. Gething PW, Patil AP, Smith DL, Guerra CA, Elyazar IRF, Johnston GL, et al. A new
394 world malaria map: *Plasmodium falciparum* endemicity in 2010. *Malar J. Spatial Ecology*
395 *and Epidemiology Group, Tinbergen Building, Department of Zoology, University of*
396 *Oxford, South Parks Road, Oxford, UK. peter.ething@zoo.ox.ac.uk: Malaria Journal;*
397 *2011;10: 378. Available:*
398 <http://eutils.ncbi.nlm.nih.gov/entrez/eutils/elink.fcgi?dbfrom=pubmed&id=22185615&ret>
399 [mode=ref&cmd=prlinks](http://eutils.ncbi.nlm.nih.gov/entrez/eutils/elink.fcgi?dbfrom=pubmed&id=22185615&ret)
- 400 38. Sinka ME, Bangs MJ, Manguin S, Coetzee M, Mbogo CM, Patil AP, et al. The dominant
401 *Anopheles* vectors of human malaria in Africa, Europe and the Middle East: occurrence
402 data, distribution maps and bionomic précis. *Parasit Vectors*. 2011;4: 89.
403 doi:10.1186/1756-3305-4-89
- 404 39. Hijmans RJ. Introduction to the 'raster' package (version 2.0-08). 2012; Available:
405 <http://probability.ca/cran/web/packages/raster/vignettes/Raster.pdf>
- 406 40. Viechtbauer W. Conducting meta-analyses in R with the metafor package. *J Stat Softw*.
407 2010;36. Available: <http://www.jstatsoft.org/v36/i03/paper>
- 408 41. Alout H, Labbé P, Chandre F, Cohuet A. Malaria Vector Control Still Matters despite
409 Insecticide Resistance. *Trends Parasitol*. Elsevier Ltd; 2017;33: 610–618.
410 doi:10.1016/j.pt.2017.04.006
- 411 42. Lynd A, Weetman D, Barbosa S, Egyir Yawson A, Mitchell S, Pinto J, et al. Field,
412 genetic, and modeling approaches show strong positive selection acting upon an
413 insecticide resistance mutation in *Anopheles gambiae* s.s. *Mol Biol Evol*. 2010;27: 1117–
414 1125. doi:10.1093/molbev/msq002
- 415 43. Chandre F, Darriet F, Duchon S, Finot L, Manguin S, Carnevale P, et al. Modifications of
416 pyrethroid effects associated with *kdr* mutation in *Anopheles gambiae*. *Med Vet Entomol*.
417 2000;14: 81–88. doi:10.1046/j.1365-2915.2000.00212.x
- 418 44. Viana M, Hughes A, Matthiopoulos J, Ranson H, Ferguson HM. Delayed mortality effects
419 cut the malaria transmission potential of insecticide-resistant mosquitoes. *Proc Natl Acad*
420 *Sci*. 2016;113: 8975–8980. doi:10.1073/pnas.1603431113
- 421 45. Cohnstaedt LW, Allan SA. Effects of sublethal pyrethroid exposure on the host-seeking

422 behavior of female mosquitoes. J Vector Ecol. 2011;36: 395–403. doi:10.1111/j.1948-
423 7134.2011.00180.x
424